



HAL
open science

A First Step Towards Automatically Building Network Representations

Lionel Eyraud-Dubois, Arnaud Legrand, Martin Quinson, Frédéric Vivien

► **To cite this version:**

Lionel Eyraud-Dubois, Arnaud Legrand, Martin Quinson, Frédéric Vivien. A First Step Towards Automatically Building Network Representations. [Research Report] LIP RR-2007-08, INRIA, LIP. 2007. inria-00130734v3

HAL Id: inria-00130734

<https://inria.hal.science/inria-00130734v3>

Submitted on 28 Jun 2007

HAL is a multi-disciplinary open access archive for the deposit and dissemination of scientific research documents, whether they are published or not. The documents may come from teaching and research institutions in France or abroad, or from public or private research centers.

L'archive ouverte pluridisciplinaire **HAL**, est destinée au dépôt et à la diffusion de documents scientifiques de niveau recherche, publiés ou non, émanant des établissements d'enseignement et de recherche français ou étrangers, des laboratoires publics ou privés.



INSTITUT NATIONAL DE RECHERCHE EN INFORMATIQUE ET EN AUTOMATIQUE

*A First Step Towards
Automatically Building Network Representations*

Lionel Eyraud-Dubois — Arnaud Legrand — Martin Quinson — Frédéric Vivien

N° 6133

February 2007

Thème NUM

*R*apport
de recherche



A First Step Towards Automatically Building Network Representations

Lionel Eyraud-Dubois, Arnaud Legrand, Martin Quinson, Frédéric Vivien

Thème NUM — Systèmes numériques
Projets ALGORILLE, GRAAL, MESCAL

Rapport de recherche n° 6133 — February 2007 — 13 pages

Abstract: To fully harness Grids, users or middlewares must have some knowledge on the topology of the platform interconnection network. As such knowledge is usually not available, one must use tools which automatically build a topological network model through some measurements. In this article, we define a methodology to assess the quality of these network model building tools, and we apply this methodology to representatives of the main classes of model builders and to two new algorithms. We show that none of the main existing techniques build models that enable to accurately predict the running time of simple application kernels for actual platforms. However some of the new algorithms we propose give excellent results in a wide range of situations.

Key-words: Network model, topology reconstruction, Grids

This text is also available as a research report of the Laboratoire de l'Informatique du Parallélisme
<http://www.ens-lyon.fr/LIP>.

Une première étape vers la construction automatique de modèles de réseau d'interconnexion

Résumé : Afin de tirer le meilleur parti des grilles, les utilisateurs et les intergiciels doivent avoir connaissance de la topologie du réseau d'interconnexion de la plate-forme utilisée. Comme cette connaissance n'est généralement pas disponible *a priori*, on doit avoir recours à des outils construisant un modèle du réseau d'interconnexion à partir de mesures. Dans cet article nous définissons une méthodologie pour évaluer la qualité de ces outils de construction de modèles de réseau, et nous l'appliquons à des représentants des principaux types de reconSTRUCTEURS de topologies, ainsi qu'à deux nouveaux algorithmes. Nous montrons qu'aucune des techniques existantes ne produit des modèles qui permettent de prédire avec précision le temps d'exécution sur les plates-formes actuelles de simples noyaux d'applications. Au contraire, un des nouveaux algorithmes obtient de très bons résultats dans des situations très variées.

Mots-clés : Modélisation de réseau, reconstruction de topologies, grilles

1 Introduction

Grids are parallel and distributed systems that result from the sharing and aggregation of resources distributed between several geographically distant organizations [12]. Unlike classical parallel machines, Grids present heterogeneous and sometimes even non-dedicated capacities. Gathering accurate and relevant information about them is then a challenging issue, but it is also a necessity. Indeed, the efficient use of Grid resources can only be achieved through the use of accurate network information. Qualitative information such as the network topology is crucial to achieve tasks such as running network-aware applications [17], efficiently placing servers [8], or predicting and optimizing collective communications performance [15].

However, the description of the structure and characteristics of the network interconnecting the different Grid resources is usually not available to users. This is mainly due to security (fear of Deny Of Service attacks) and privacy reasons (ISP do not want you to know where their bottlenecks are). Hence a need for tools which automatically construct models of platform networks. Many tools and projects provide some network information. Some rely on simple ideas while others use very sophisticated measurement techniques. Some of these techniques, though, are sometimes ineffective in Grid environments due to security issues. Anyway, to the best of our knowledge, these different techniques have never been compared rigorously in the context of Grid computing platforms. Our aim is to define a methodology to assess the quality of network model building tools, to apply it to representatives of the main classes of model builders, to identify weaknesses of existing approaches, and to propose new model building algorithms.

The main contributions of this paper are the definition of a methodology to assess the quality of reconstruction algorithms, the design of two new reconstruction algorithms, and some evaluations that highlight the weaknesses of classical algorithms and demonstrate the superiority of one of our new algorithms.

The rest of this article is organized as follows. In Section 2, we review the main observation techniques and we identify some that are effective in Grid environments. In Section 3 we review existing reconstruction algorithms and we identify a few representative ones. Based on the analysis of potential weaknesses of these algorithms, we propose two new algorithms. In Section 4 we present our methodology to assess the quality of reconstruction algorithms. In Section 5, we evaluate through simulation the quality of the studied reconstruction algorithms with respect to the proposed metrics. This evaluation is performed on models of real platforms and on synthetic models.

2 Related Work

Network discovery tools have received a lot of attention in recent years. However, most of them are not suited to Grids. Indeed, much of the previous work (e.g., Remos [10, 20]) rely on low-level network protocols like SNMP or BGP, whose usage is generally restricted for

security reasons (it is indeed possible to conduct Deny Of Service attacks by flooding the routers with requests).

As a matter of fact, in a Grid environment, even traceroute or ping-based tools (e.g., TopoMon [9], Lumeta [2], IDmaps [14], Global Network Positioning [21]) are getting less and less effective. Indeed, these tools rely on ICMP which is more and more often disabled by administrators, once again to avoid Deny Of Service attacks based on flooding. For example, the **Skitter** project [4], which keeps track of the evolution of the macroscopic connectivity and performance of the Internet, reports that in 5 years of measurements the number of hosts replying to ICMP requests decreases by 2 to 3% per month.

Even if recent works have proposed similar or even better functionalities without relying on ICMP, some of them (e.g., pathchar [11]) require specific privileges, which make them unusable in our context. It is mandatory to rely on tools that only use *application-level measurements*, i.e., measurements that can be done by any application running on a computing Grid without any specific privilege. This comprises the common end-to-end measurements, like bandwidth and latency, but also interference measurements (i.e., whether a communication between two machines A et B has non negligible impact on the communications between two machines C et D). Many projects rely on this type of measurements.

An example is the NWS (Network Weather Service) [26] software, which constitutes a *de facto* standard in the Grid community as it is used by major *Grid middlewares* like Globus [13] or *Problem Solving Environments* (PSEs) like DIET [5], NETSOLVE [6], or NINF [24] to gather information about the current state of a platform and to predict its evolutions. NWS is able to report the end-to-end bandwidth, latency, and connection time, which are typical application-level measurements. However, the NWS project focuses on quantitative information and does not provide any kind of topological information. It is however natural to address this issue by aggregating all NWS information in a single clique graph and use this labeled graph as a network model.

In another example, interference measurements have been used in ENV [23] and enabled to detect, to some extent, whether some machines are connected by a switch or a hub.

A last example is ECO [18], a collective communication library, that uses plain bandwidth and latency measurements to propose optimized collective communications (e.g., broadcast, reduce, etc.). These approaches have proved to be very effective in practice, but they are generally very specific to a single problem and we are looking for a general approach.

3 Studied Reconstruction Algorithms

We are thus looking for a tool based on application-level measurements that would enable any network-aware application to benefit from reasonably accurate information on the network topology. In most previous works, the underlying network topology is either a clique [26, 18] or a tree [3, 23]. Our reference reconstruction algorithms are thus clique, minimal spanning tree on latencies, and maximal spanning tree on bandwidths. As our experiments show (Section 5), these methods produce very simple graphs, and often fail to provide a realistic view of platforms. We thus designed two new reconstruction algorithms, as a first step

towards a better reconstruction. The first algorithm aims at improving an already built topology and is meant to be used to improve an existing spanning tree. The second one reconstructs a platform model from scratch, by growing a set of connected nodes. Both algorithms keep track of the routing while building their model, to be able to correct a route connecting two nodes whose latency was previously inaccurately predicted. We focus on latency rather than on bandwidth as bandwidths are less discriminant.

3.1 Algorithm IMPROVING

Algorithm IMPROVING is based on the observation that if the latency between two nodes is badly over-predicted by the current route connecting them, an extra edge should be inserted to connect them through an alternate and more accurate route. Among all pairs of “badly connected” nodes, we pick the two nodes with the smallest possible measured latency, and we add a direct edge between them. Each time IMPROVING adds an edge, for each pair of nodes whose latency is over-predicted, we check whether that pair cannot be better connected through the just introduced edge, and we update the routing if needed. This edge addition procedure is repeated until all predictions are considered sufficiently accurate. The accuracy of predictions is necessarily arbitrary. In our implementation, it corresponds to a deviation of less than 10% from actual measurements.

3.2 Algorithm AGGREGATE

Algorithm AGGREGATE uses a more local view of the platform. It expands a set of already connected nodes, starting with the two closest nodes in terms of latency. At each step, AGGREGATE connects a new *selected* node to the already connected ones. The selected node is the one closest to the connected set in terms of latency. AGGREGATE iteratively adds edges so that each route from the selected node to a connected node is sufficiently accurate. Added edges are greedily chosen starting from the edge yielding a sufficiently accurate prediction for the largest number of routes from the selected node to a connected node. We slightly modified this scheme to avoid adding edges that will later become redundant. A new edge is added only if its latency is not significantly larger (meaning less than 50% larger) than that of the first edge added to connect the selected node. Because of this change, we may move to a new selected node while not all the routes of the previous one are considered accurate enough. We thus keep a list of *inaccurate* routes. For each edge addition we check whether the new edge defines a route rendering accurate an inaccurate route. When all nodes are connected, we add edges to correct all remaining inaccurate routes, starting with the route of lowest latency.

4 Assessing the Quality of Reconstructions

We want to thoroughly assess the quality of reconstruction algorithms. To fairly compare various topology mapping algorithms, we have developed ALNEM (Application Level Net-

work Mapper). ALNEM is developed with GRAS [22] that provides a complete API to implement distributed application on top of heterogeneous platforms. Thanks to two different implementations of GRAS, ALNEM can work seamlessly on real platforms as well as on simulated platforms with SIMGRID [16]. ALNEM is made of three main parts:

1. a measurement repository (MySQL database);
2. a distributed collection of sensors performing bandwidth, latency, and interference measurements;
3. a topology builder implementing reconstruction algorithms which use the repository.

The evaluation of the quality of model builders is not an easy task. To perform such an evaluation, we use three different and complementary approaches. For each approach, we will consider a series of original platforms; and for each of these platforms we will compare the original platform and the models built from it.

The three approaches can be seen as different point of views on the models: a structural one, a communication-level one, and an application-level one.

To assess the quality of model builders, we use two different and complementary approaches. For both approaches, we consider a series of original platforms; and for each platform we compare the original platform and the models built from it. The two approaches can be seen as different points of view on models: a communication-level one and an application-level one.

4.1 End-to-End Metric

A platform model is “good” if it allows to accurately predict the running time of applications. The accuracy of the prediction depends on the model capacity to render different aspects and characteristics of the network. Most of the time, researchers only focus on bandwidth predictions. However, latencies and interferences can also greatly impact an application performance. Therefore, we consider the three following characteristics:

4.1.1 Bandwidth

This is the most obvious characteristic. We need to know the bandwidth available between processors as soon as the different tasks of an application, or the different applications run concurrently, send messages of different lengths.

4.1.2 Latencies

Obviously, latencies are very important for small messages. They are, however, often overlooked in the context of Grid computing, because of the usual assumption that in this framework processes only exchange large messages. Casanova presented an example [7] on the TeraGrid platform where one third of the time needed to transfer a 1 GByte of data would be due to latencies. Therefore, latencies cannot always be neglected even for large

messages, and models must be able to predict them accurately. In practice, latencies can range from 0.1 ms for intra-cluster communications, to more than 300 ms for intercontinental satellite communications. Applications must be aware of the magnitude of the latencies to be able to organize their communications efficiently.

4.1.3 Interferences

Many distributed applications use collective communications (e.g., broadcasts or all-to-all) or, more generally, independent communications between disjoint pairs of processors. The only knowledge of the available latencies and bandwidths between any two pairs of processors does not allow to predict the time needed to realize two communications between two disjoint pairs of processors. Indeed, this depends on whether the two communications use a same physical link¹. Legrand, Renard, Robert, and Vivien have shown [17] that knowing the network topology, and thus being able to predict communication interferences, enable to derive algorithms far more efficient in practice.

Methodology

Our evaluation methodology is based on simulations. Given one original platform, we measure the end-to-end latencies and bandwidths between any two processors. We also measure the end-to-end bandwidths obtained when any two pairs of processors simultaneously communicate. We then perform the same measurement on the reconstructed models. To compare the results, we build an accuracy index for each reconstruction algorithm, each graph, and each studied network characteristic. For latencies and bandwidths, following [25], we define *accuracy* as the maximum of the two ratios x_R/x_M and x_M/x_R , where x_R is the reconstructed value and x_M is the original measured one. We compute the accuracy of each pair of nodes, and then the geometric mean of all accuracies.

4.2 Application-Level Measurements

To simultaneously analyze a combination of the characteristics studied with end-to-end measurements, we also compare, through simulations, the performance of several classical distributed routines when run on the original graph and on each of the reconstructed ones. This allows us to evaluate the predictive power of the reconstruction algorithms with applications with more complex but realistic communication patterns. This approach gives us an evaluation of the quality of reconstructions at the application level, rather than at a single communication level like end-to-end measurements.

We study the following simple distributed algorithms (listed from the simplest communication pattern to the most complicated one):

¹In some cases, two communications sharing the same physical communication link do not interfere with each other. This may happen, for example, when the only shared communication links are backbones, as exemplified by Casanova [7].

- **Token ring:** a token circulates three times along a randomly built ring (the ring structure has a priori no correlation with the interconnection network structure).
- **Broadcast:** a randomly picked node sequentially sends the same message to all the other nodes.
- **All-to-all:** all the nodes simultaneously perform a broadcast.
- **Parallel matrix multiplication:** a matrix multiplication is realized using ScaLAPACK outer product algorithm [1].

This evaluation must be done through simulations. Indeed, the measurements on the reconstructed models can obviously not be done experimentally. Furthermore, the comparison of experimental (original platform) and simulated (reconstructed models) measurements would introduce a serious bias in the evaluation framework, due to the differences between the actual world and the simulator.

5 Experimental Results

We present two types of experiments: the first one is based on a modeling of a real network architecture, while for the second one we generated synthetic platforms using GridG [19]. As stated in section 3, we evaluate several reconstruction algorithms. In addition to our three reference reconstruction methods (CLIQUE, minimal spanning tree on latencies (TREELAT), and maximal spanning tree on bandwidths (TREEBW)), we analyze the performance of the AGGREGATE algorithm, and of the IMPROVING procedure applied to both spanning trees: IMPTREELAT and IMPTREEBW.

5.1 Renater

Renater² is the French public network infrastructure that connects major universities. Thanks to a collection of accounts in several universities, we were able to measure latencies and bandwidths between the corresponding hosts. For security reasons, these measurements were performed using the most basic tools, namely `ping` for latency and `scp` for bandwidths. Thanks to the topology information available on the Renater website we created a model of this network, that we annotated with the bandwidths and latencies we measured. We then executed our reconstruction algorithms on the obtained model.

Figure 1 shows the evaluation of the reconstructed topologies. For end-to-end metrics, we plotted the average accuracy for both latency and bandwidth, and we also detailed the average accuracy for over- and under-predicted values. Unsurprisingly, CLIQUE has excellent end-to-end performances whereas TREELAT and TREEBW have poor ones. AGGREGATE over-estimates bandwidth for a few couples, but both IMPTREELAT and IMPTREEBW have excellent end-to-end performances.

²<http://www.renater.fr>

Regarding applicative performance, CLIQUE is unsurprisingly good for TOKEN and BROADCAST where there is always at most one communication at a time and very bad for ALL2ALL and PMM. IMPTREELAT and IMPTREEBW are once again equivalent and now clearly have much better results than any other heuristics. They are actually within 10% of the optimal solution for all applicative performances. Last, the interference evaluation (Figure 1c) enables us to distinguish IMPTREEBW and IMPTREELAT. IMPTREEBW accurately predicts more than 95% of interferences whereas IMPTREELAT overestimates 50% of interferences!

This experiment shows that our reconstruction algorithms are able to yield platforms with good predictive power. It also suggests that our IMPTREEBW algorithm can provide very good reconstructions. The good performance of IMPTREEBW may be explained by the fact that this is the only algorithm which builds a non trivial graph (i.e., not a clique) while using both the information on latencies and bandwidths. However, these encouraging results obtained on a realistic platform must be confirmed by a more comprehensive set of experiments, using a large number of different platforms, which we do in the next section.

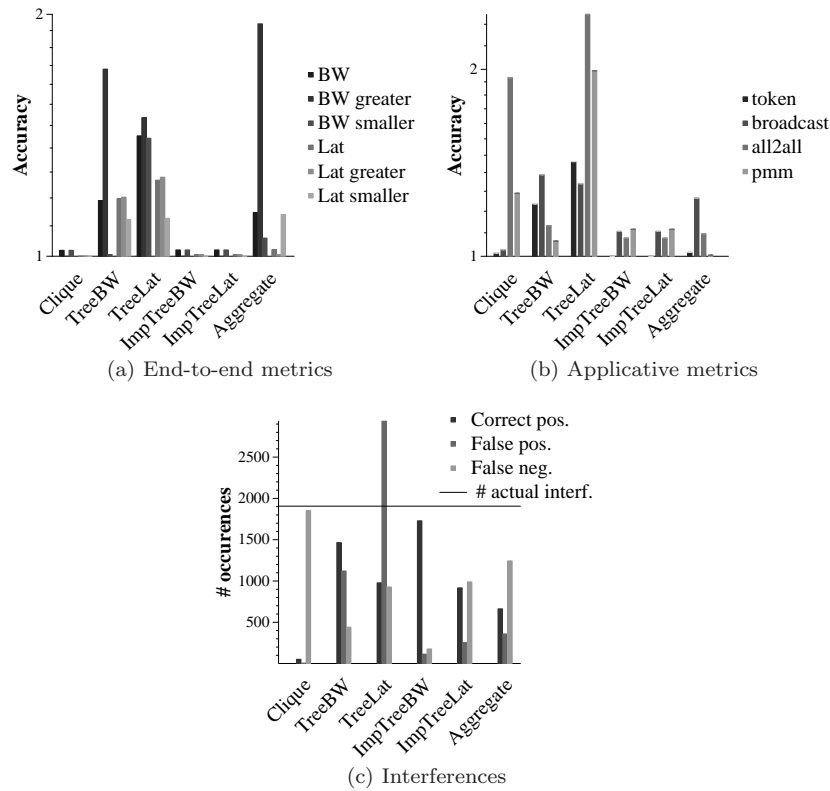


Figure 1: Simulated tests on the Renater platform.

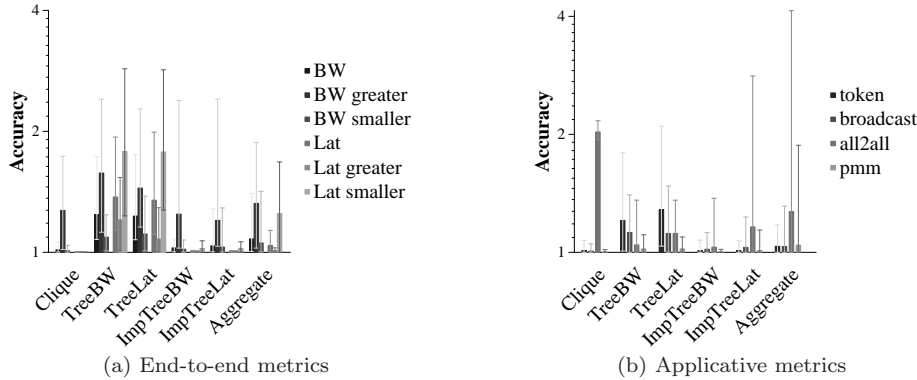


Figure 2: Simulated tests on the GridG platforms, with processes on every host.

5.2 GridG

For a thorough validation of our algorithms, we used the GridG platform generator [19] to study realistic Internet-like platforms, which may be different from the very few platforms we can access and thus test directly. In this experiment, we generated 2 different kinds of platforms: in the first group, all of the hosts are known to the measurement procedure, which means that it is possible to deploy a process on all internal routers of the platform. In the second group, only the external hosts are known to the algorithms. For each group, we generated 40 different platforms, each of them containing about 60 hosts.

The results are shown on Figures 2 and 3. For end-to-end metrics, we plotted the average accuracy for both latency and bandwidth, and we also detailed the average accuracy for over- and under-predicted values. We have also indicated the minimum and maximum values obtained over all 40 platforms.

Figure 2 confirms the results of the previous section: the improved trees have very good predictive power, especially IMPTREEBW, with an average error of 3% on the most difficult application, namely ALL2ALL. The results of CLIQUE would be very good too. But as it fails to take interferences into account, it fails to accurately predict the running time of ALL2ALL. (Note that the fact that CLIQUE over-estimates the bandwidth for a few pairs of hosts is due to routing asymmetry in the original platform.) We can also see that the basic spanning trees have better results than in the previous experiment. This is due to the fact that GridG platforms contain parts that are very tree-like, which these algorithms are able to reconstruct easily.

However, Figure 3 shows that platforms with hidden routers are much more difficult to reconstruct. The performance of the clique platform remains the same as before, but all other algorithms suffer from a severe degradation. It is not clear yet whether this degradation comes from a wrong view of the topology of the platform, or from the wrong bandwidth predictions which we can see on Figure 3a.

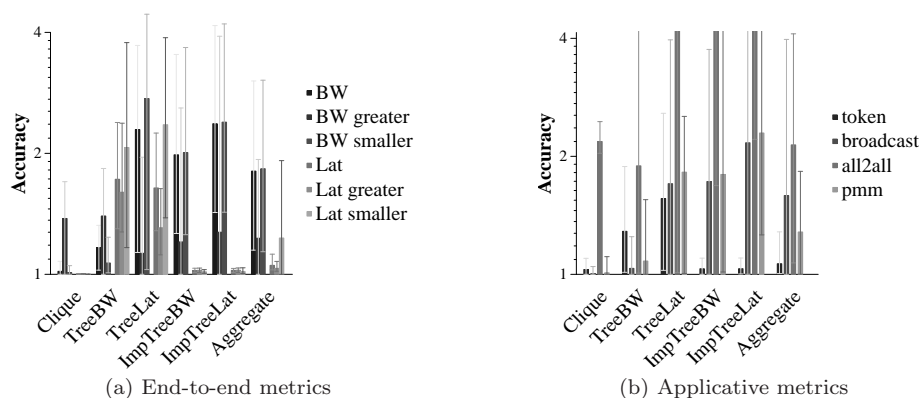


Figure 3: Simulated tests on the GridG platforms, with hidden routers

6 Conclusion

In this work, we proposed two new reconstruction algorithms and we compared them with classical reconstruction algorithms (namely spanning trees and cliques) through a thorough evaluation framework. This evaluation framework and the evaluated algorithms are part of the ALNeM project, an application-level measurement and reconstruction infrastructure, which is freely available³.

We showed that our IMPROVING procedure, when applied to the maximal spanning tree on bandwidth, performs very well on instances without internal routers. The particular efficiency of this algorithm may be explained by the fact that this is the only algorithm which builds a non trivial graph (i.e., not a clique) while using both the information on latencies and bandwidths. As a future work, we should design an algorithm which uses the two types of information simultaneously when building a model, rather than using one type of information after the other, as is done to obtain our IMPTREEBW models.

None of the studied algorithms is fully satisfying in a Grid context, with hidden internal routing nodes. Our future work is thus to extend the algorithms to enable them to cope with such a situation. So far, no algorithm is using any information on interferences. This should also be addressed as this information should enable us to design even more efficient network model building tools.

References

- [1] L. S. Blackford, J. Choi, A. Cleary, E. D’Azevedo, J. Demmel, I. Dhillon, J. Dongarra, S. Hammarling, G. Henry, A. Petitet, K. Stanley, D. Walker, and R. C. Whaley. *SciLAPACK Users’ Guide*. SIAM, 1997.

³<http://gforge.inria.fr/plugins/scm cvs/cvsweb.php/contrib/ALNeM/?cvsroot=simgrid>

-
- [2] H. Burch, B. Cheswick, and A. Wool. Internet mapping project. <http://www.lumeta.com/mapping.html>.
- [3] John W. Byers, Azer Bestavros, and Khaled Harfoush. Inference and labeling of metric-induced network topologies. *IEEE TPDS*, 16(11):1053 – 1065, 2005.
- [4] The cooperative association for internet data analysis. <http://www.caida.org/>.
- [5] Eddy Caron and Frédéric Desprez. DIET: A scalable toolbox to build network enabled servers on the grid. *IJHPCA*, 20(3):335–352, 2006.
- [6] H. Casanova and J. Dongarra. NetSolve: A Network-Enabled Server for Solving Computational Science Problems. *The International Journal of Supercomputer Applications and High Performance Computing*, 11(3):212–223, 1997.
- [7] Henri Casanova. Modeling large-scale platforms for the analysis and the simulation of scheduling strategies. In *IPDPS*, April 2004.
- [8] Pushpinder-Kaur Chouhan, Holly Dail, Eddy Caron, and Frédéric Vivien. Automatic middleware deployment planning on clusters. *IJHPCA*, 20(4):517–530, November 2006.
- [9] Mathijs den Burger, Thilo Kielmann, and Henri E. Bal. TOPOMON: A monitoring tool for grid network topology. In *ICCS 2002*, volume 2330 of *LNCS*, pages 558–567, 2002.
- [10] P. Dinda, T. Gross, R. Karrer, B Lowekamp, N. Miller, P. Steenkiste, and D. Sutherland. The architecture of the remos system. In *HPDC-10*, 2001.
- [11] Allen B. Downey. Using pathchar to estimate internet link characteristics. In *Measurement and Modeling of Computer Systems*, pages 222–223, 1999.
- [12] I. Foster. *The Grid 2: Blueprint for a New Computing Infrastructure*. Morgan Kaufmann, 2004.
- [13] I. Foster and C. Kesselman. Globus: A Metacomputing Infrastructure Toolkit. *International Journal of Supercomputing Applications*, 11(2):115–128, 1997.
- [14] P. Francis, S. Jamin, C. Jin, Y. Jin, D. Raz, Y. Shavitt, and L. Zhang. Idmaps: A global internet host distance estimation service. *IEEE/ACM Transactions on Networking*, October 2001.
- [15] Thilo Kielmann, Rutger F. H. Hofman, Henri E. Bal, Aske Plaat, and Raoul A. F. Bhoedjang. MagPIe: MPI’s collective communication operations for clustered wide area systems. *ACM SIGPLAN Notices*, 34(8):131–140, 1999.
- [16] Arnaud Legrand, Martin Quinson, Kayo Fujiwara, and Henri Casanova. The SimGrid project - simulation and deployment of distributed applications. In *HPDC-15*. IEEE Computer Society Press, 2006.

-
- [17] Arnaud Legrand, Hélène Renard, Yves Robert, and Frédéric Vivien. Mapping and load-balancing iterative computations on heterogeneous clusters with shared links. *IEEE Trans. Parallel Distributed Systems*, 15(6):546–558, 2004.
- [18] B. Lowekamp and A. Beguelin. ECO: Efficient collective operations for communication on heterogeneous networks. In *IPDPS'96*, 1999.
- [19] D. Lu and P. Dinda. Synthesizing realistic computational grids. In *Proceedings of ACM/IEEE Supercomputing 2003 (SC 2003)*, November 2003.
- [20] Nancy Miller and Peter Steenkiste. Collecting network status information for network-aware applications. In *INFOCOM'00*, pages 641–650, 2000.
- [21] T.S.E. Ng and Hui Zhang. Predicting internet network distance with coordinates-based approaches. In *INFOCOM*, volume 1, pages 170–179, 2002.
- [22] Martin Quinson. GRAS: A research & development framework for grid and P2P infrastructures. In *PDCS 2006*, 2006.
- [23] Gary Shao, Francine Berman, and Rich Wolski. Using effective network views to promote distributed application performance. In *PDPTA*, June 1999.
- [24] Toyotaro Suzumura, Hidemoto Nakada, Masayuki Saito, Satoshi Matsuoka, Yoshio Tanaka, and Satoshi Sekiguchi. The ninf portal: An automatic generation tool for grid portals. In *Proceeding of Java Grande 2002*, pages 1–7, November 2002.
- [25] D. Tsafir, Y. Etsion, and D. G. Feitelson. Backfilling using system-generated predictions rather than user runtime estimates. In *IEEE TPDS*. to appear.
- [26] R. Wolski, N. T. Spring, and J. Hayes. The Network Weather Service: A distributed resource performance forecasting service for metacomputing. *Future Generation Computing Systems, Metacomputing Issue*, 15(5–6):757–768, October 1999.



Unité de recherche INRIA Rhône-Alpes
655, avenue de l'Europe - 38334 Montbonnot Saint-Ismier (France)

Unité de recherche INRIA Futurs : Parc Club Orsay Université - ZAC des Vignes
4, rue Jacques Monod - 91893 ORSAY Cedex (France)

Unité de recherche INRIA Lorraine : LORIA, Technopôle de Nancy-Brabois - Campus scientifique
615, rue du Jardin Botanique - BP 101 - 54602 Villers-lès-Nancy Cedex (France)

Unité de recherche INRIA Rennes : IRISA, Campus universitaire de Beaulieu - 35042 Rennes Cedex (France)

Unité de recherche INRIA Rocquencourt : Domaine de Voluceau - Rocquencourt - BP 105 - 78153 Le Chesnay Cedex (France)

Unité de recherche INRIA Sophia Antipolis : 2004, route des Lucioles - BP 93 - 06902 Sophia Antipolis Cedex (France)

Éditeur
INRIA - Domaine de Voluceau - Rocquencourt, BP 105 - 78153 Le Chesnay Cedex (France)

<http://www.inria.fr>

ISSN 0249-6399