



HAL
open science

TEI Publisher: A Platform for Digital Editions

Sarah Bènière

► **To cite this version:**

Sarah Bènière. TEI Publisher: A Platform for Digital Editions. Eida DH Seminar 2024, Jan 2024, Paris / Virtual, France. 2024. hal-04430825

HAL Id: hal-04430825

<https://inria.hal.science/hal-04430825v1>

Submitted on 1 Feb 2024

HAL is a multi-disciplinary open access archive for the deposit and dissemination of scientific research documents, whether they are published or not. The documents may come from teaching and research institutions in France or abroad, or from public or private research centers.

L'archive ouverte pluridisciplinaire **HAL**, est destinée au dépôt et à la diffusion de documents scientifiques de niveau recherche, publiés ou non, émanant des établissements d'enseignement et de recherche français ou étrangers, des laboratoires publics ou privés.



Distributed under a Creative Commons Attribution 4.0 International License

TEI Publisher: A Platform for Digital Editions

Sarah Bénéière

Research & Development Engineer (ALMAnaCH)

EiDA DH Seminar 2024

January 30, 2024



Inria

Presentation Outline


1. TEI Publisher [3-7]
2. Examples of TEI Publisher instances [8-19]
3. Working with TEI Publisher [20-36]
4. Workshop [37-58]
5. Online Resources [59-62]




TEI Publisher

A Publication Platform

- Based on **eXist-db** (*XML database management system*)
- Ideal for the publication of **TEI-XML documents**
- A **toolbox** for the publication of **digital scholarly editions**



Beginner Friendly

- Easy-to-use tools → **App Generator** and **built-in Annotation Tool**
- Accepts **various input formats**, not only XML-based
 - ↳ Microsoft Word's .docx 
- Delivers **various output formats**, not only a web application





L^AT_EX



- Only programming requirement is **basic HTML**



Advantages of using TEI Publisher

- Limits the handwritten code with **templates**
 - ➔ Templates can be modified and enhanced, thus your application is **customizable**
- **Open-source** 
- **Well-documented** 
- Sustained by a **very active community**
 - ➔ Regular updates, **community meetings**, Slack support

Digital Scholarly Editions (DiScholEd)

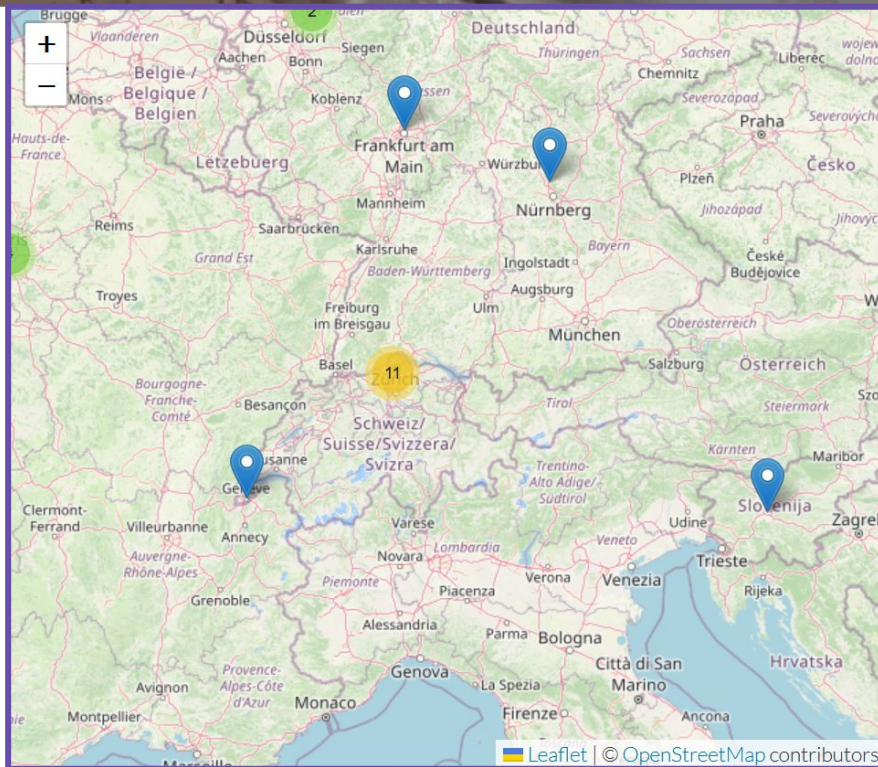
A platform dedicated to digital scholarly editions of egodocuments

[Link](#) [Contact](#)

Dossier Digital: Alexander von Humboldt y Cuba (1800–1830)

Proyecto Humboldt Digital (ProHD) aims to publish online a multilingual collection of texts related to Alexander von Humboldt's trip to Cuba and its reception in the island in the 19th Century.

[Link](#) [Contact](#)



What does a TEI Publisher instance look like?



Start



Enter Query



Images and text taken from [The Bodleian First Folio](#): digital facsimile of the First Folio of Shakespeare's plays, Bodleian Arch. G c.7.

Documents

Sort by

Title

Filter by

Title

Filter

< 1 2 3 4 > Found 36 items



[A Midsummer Nights Dreame \[A Midsummer Night's Dream\]](#) from Mr. William Shakespeares comedies, histories, & tragedies. Published according to the true originall copies.

Mr. VVilliam Shakespeares comedies, histories, & tragedies

Bodleian First Folio, Arch. G c.7

Shakespeare, William, 1564-1616.

First publication edition. 23 April 20142014-04-23

DOWNLOAD



[All's Well, that Ends Well](#) from Mr. William Shakespeares comedies, histories, & tragedies: Published according to the true originall copies.

Mr. VVilliam Shakespeares comedies, histories, & tragedies

Bodleian First Folio, Arch. G c.7

Shakespeare, William, 1564-1616.

First publication edition. 23 April 20142014-04-23

DOWNLOAD



[As You Like It](#) from Mr. William Shakespeares comedies, histories, & tragedies. Published according to the true originall copies.

Mr. VVilliam Shakespeares comedies, histories, & tragedies

Bodleian First Folio, Arch. G c.7

Shakespeare, William, 1564-1616.

First publication edition. 23 April 20142014-04-23

DOWNLOAD

Basic TEI Publisher homepage (Source: [Shakespeare's Plays](#))

Early English Books Online

Documents

Genre Show top 50

- Ballads, English 592
- Broad­sides 791
- Elegiac poetry, English 89
- Great Britain 164
- Scotland 109

Language Show top 50

- English 1559
- Latin 3

Year Show top 10

- 1680 54
- 1685 52
- 1690 56
- 1695 54
- 1700 52

Sort by **Title** Filter by **Title**

◀
1
2 3 4 5
▶
Found 1562 items

'Tis money makes a man: or, The good-fellows folly. Here in this song good fellow that mayst find, how money makes a man, if thou'rt not blind? Therefore return e're that it be too late, and don't on strumpets spend thy whole estate, for when all is gone, no better thou wilt be: but laught to scorn in all thy poverty. To a pleasant new tune: Bonny black Bess: or, Digby. / By J. Wade. Wade, John, fl. 1660-1680. 1674-1679?

[↓ DOWNLOAD](#)

[...] or, A brief relation of an atheistical creature, living at Lambert, which is of a strange opinion that his sins are too big for him to goe to heaven, and too little for him to goe to hell, he thinks he shall dye a Pharise: further he desired to have a commission to burne every new marryed couple in the buttock. [sic] but paying him forty shillings they should escape unburned. To the tune of, Jesper Cunningams, or Brave Lord Willoby. 1649

[↓ DOWNLOAD](#)

[A congratulatory] poem on occasion of His Highness the Prince of Orange his marriage. 1678

[↓ DOWNLOAD](#)

Basic TEI Publisher homepage (Source: [Early English Books Online](#))



DiSchoEd - Éditions scientifiques numériques



Trier par
Titre

Filterer selon
Titre

Filterer



Correspondance de Constance de Salm (1767-1845)

Ce dossier contient l'édition numérique de lettres de Constance de Salm, ainsi que l'inventaire et les index de sa correspondance.



Journal des guerres napoléoniennes

Ce dossier contient le corpus d'un journal de guerre tenu pendant les guerres napoléoniennes.



Lettres et textes: Le Berlin intellectuel des années 1800

Ce dossier contient le corpus et les index des lettres et textes des intellectuels berlinois de 1800 à 1830.



August Boeckh - Catalogue de ses manuscrits

Ce dossier contient le catalogue des manuscrits et papiers de Boeckh.

Homepage of an application with several collections (Source: [DiSchoEd](#))

This demo edition was made with 

Vincent van Gogh - The Letters

data kindly provided by
Van Gogh Museum & Huygens ING, Amsterdam
Version: July 2018

Letters

928 Letters

[Explore Letters](#)

Persons

1782 Persons

[Explore by Persons](#)

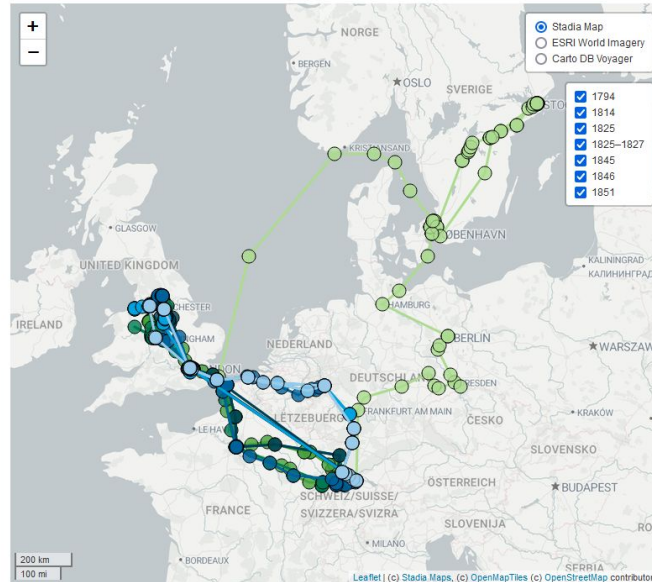
Customized homepage (Source: [Van Gogh Letters](#))



Reisetagebücher

Reisetagebücher

- 1794
- 1814
- 1825
- 1825–1827
- 1845
- 1846
- 1851



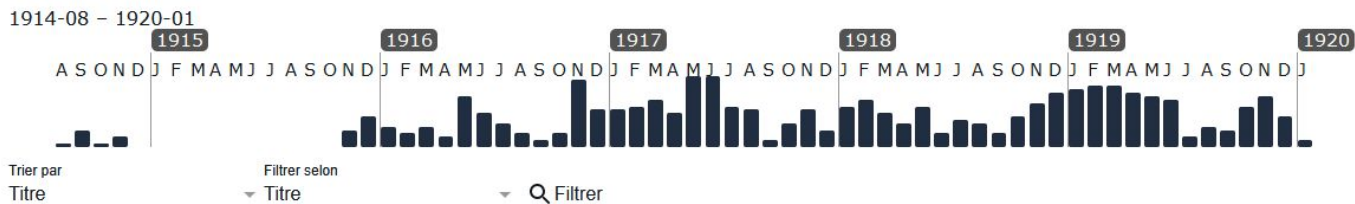
EISENBIBLIOTHEK



Zitiervorschlag
Datenschutz
Impressum/Lizenz

Die Inhalte der Edition sind unter Creative Commons BY-SA 4.0 publiziert. Für Bildlizenzen siehe Bildnachweise.

Homepage with a map (Source: [Johann Conrad Fischer](#))



◀ 1 2 3 4 5 ▶ 519 résultats

↑ ALLER AU PARENT

Letter number 1 from Paul d'Estournelles de Constant to Nicholas Murray Butler (August 15, 1914)

Lettre n°1 de Paul d'Estournelles de Constant à Nicholas Murray Butler (15 août 1914)

Écrite à Clermont-Créans.

Status: Annotation in progress

Letter number 102 from Paul d'Estournelles de Constant to Nicholas Murray Butler (November 16, 1915)

Lettre n°102 de Paul d'Estournelles de Constant à Nicholas Murray Butler (16 novembre 1915)

Écrite à Paris.

Status: Annotation in progress

Letter number 103 from Paul d'Estournelles de Constant to Nicholas Murray Butler (November 14, 1915)

Lettre n°103 de Paul d'Estournelles de Constant à Nicholas Murray Butler (14 novembre 1915)

Écrite à Paris.

Status: Annotation in progress

List of the files in the collection and a timeline, added with the pb-timeline web component (Source: DiSchoEd, credit: Samuel Scalbert)

ADMIRABLE HISTORIA

*de don Cárlos y Lucinda, naturales de Valencia, y como á un hijo
que tuvieron llamado Julian, le habló un Ciervo saliendo á caza.
Declarase lo que le dijo, y lo que despues sucedió á Julian.*

PRIMERA PARTE.

Suene el clarin de la fama
con sus sonoros acentos,
y por la region del aire
esparza sus dulces écos:
oiga todo enamorado,
atienda todo discreto,
todo galán presto oidos,
todo jóven esté atento,
los que de finos se precian,
de amantes y caballeros,
pues todos en esta historia
bien pueden tomar ejemplo.
En la ciudad de Valencia,
córte y emporio del reino
Valenciano, donde habitan
tantas envidias de Venus;
pues las damas que produce
son de aquel cupido ciego
flechas doradas y aljaba,
con que logra sus trofeos:
En esta bella ciudad,
de Chipre, jardin ameno,
un caballero vivia
do los nobles de aquel reino:



[A warning for all wicked livers] By the example of Richard Whitfield, and M. Gibs who were two notorious offenders, and both of one company, which two men made a daily practise, and got their livings by robbing and stealing both on the high-ways, and in any other places where they came, but were at last taken, apprehended and condemned to dye for robbing of a coach, & murdering of a captains man at Shooters-Hil, in Kent, some five or six miles from London, and for that offence and others, Gibs was prest to death at Maidstone in Kent, and Whitfield was hanged in chains on Shooters-Hil, where he did the bloody deed, the 27th. of March, 1655. The manner how shall be exactly related in this dirty. The tune is, Ned Smith.

A Warning for all [?] <...>

By the example of *Richard Whitfield*, and M. *Gibs* who were two notorious offenders, and both of one company, which two men made a daily practise, and got their livings by robbing and stealing both on the High-ways, and in any other places where they came, but were at last taken, apprehended and condemned to dye for robbing of a Coach, & murdering of a Captains man at Shooters-Hil, in Kent, some five or six miles from London, and for that offence and others, *Gibs* was prest to death at Maidstone in Kent, and *Whitfield* was hanged in chains on Shooters-Hil, where he did the bloody deed, the 27th. of March, 1655. The manner how shall be exactly related in this Dirty.

The Tune is, Ned Smith.

OF two notorious Theeves,
my purpose is to tell,
Which near fair *London Town*
long time did live and dwell.
One of their names was *Gibs*,
a Villain vile and bafe
The other *Dick Whitfield* call'd,
who ran a wicked race,
To rob to theeve and steal,
these couple gave their mind,
And unto murder men,
they daily were inclin'd,
So stout and bold they were
that they durst fight with ten,
And rob them on the way
though they were luffy men,

Example of the display of a text only (Source: [Early English Books Online](#))

EXORZISMUS — DÄMONENAUSTREIBUNG IM PRIESTERBUCH

SÉLESTAT, BIBLIOTHÈQUE HUMANISTE, 132, FF. 53V-54R

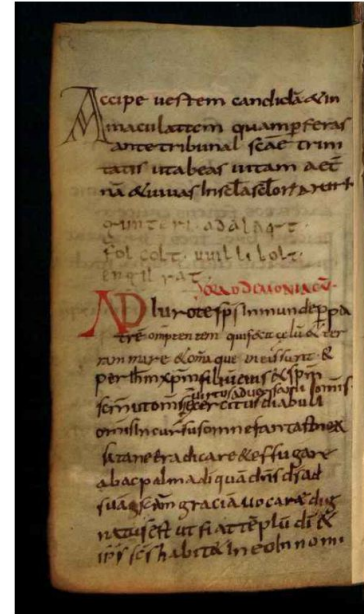
Ein Exorzismus ist ein ritualisierter Handlungsablauf, der darauf ausgelegt ist, alles Schlechte aus Gegenständen oder Personen auszutreiben. Sie können als akute Behandlung oder als präventive Vorsorge eingesetzt werden.

Exorzismen sind für das frühe Mittelalter breit belegt. Man findet sie zum Beispiel in Handbüchern für Priester und häufig überlieferten Mirakelsammlungen von Heiligen sogar ausführliche Berichte über den Ablauf von Dämonenaustreibungen. Da Pilger erhebliche finanzielle Mittel mit sich brachten, standen im Mittelalter verschiedenen Wallfahrtsorten geradezu im Wettstreit miteinander. Mithilfe von Erzählungen über spektakuläre Exorzismen konnten die Geistlichen „ihre“ Heiligen besonders gut in Szene setzen und so die Aufmerksamkeit der Gläubigen gewinnen.

Für einen erfolgreichen Exorzismus war es wichtig, die passende Formel zu kennen. Auch Durchführungszeit und -ort sowie die Kleidung des Priesters mussten entsprechend gewählt werden. Häufig wurden Exorzismen während der Messe direkt am Altar durchgeführt, da in der Nähe der Reliquie die beste „Verbindung“ zu Gott bestand. Die Exorzisten trugen häufig eine Albe (Taufgewand), die für die Wiedergeburt des Besessenen im Rahmen des Exorzismus stand, sowie eine Stola. Zudem sollten sie fasten, um in der besten körperlichen und geistigen Verfassung zu sein. Man ging nämlich davon aus, dass ein Dämon den Priester angreifen konnte. Exorzismen konnten auch fehlschlagen und mussten dann wiederholt werden.

Ein Beispiel für so einen Exorzismus ist in dem nebenstehenden Priesterbuch (*Sélestat, Bibliothèque Humaniste, Cod. 132, ff. 53v-54r*) zu finden. Priesterbücher enthielten die wichtigsten Kenntnisse für einen praktizierenden Priester. Ihr Inhalt wurde durch bischöfliche Listen vorgegeben und dann durch den jeweiligen Priester weiter für seine konkreten Alltagsanforderungen ergänzt.

Der hier transkribierte Exorzismus wurde nachträglich auf eine freie Stelle geschrieben, die beim Zusammenfügen des Buches aus verschiedenen kürzeren Handschriften entstanden ist. Diese wurden zuvor einzeln bzw. lose benutzt, was man an den Verfärbungen der Seiten durch vielfache Nutzung, auch ohne Buchdeckel sehen kann. Vor dem Exorzismus hat ein Schreiber fünf Namen in das Buch gekritzelt: **Gunteri, Adalart, Folcolt, Vvillibolt**



Bilder erhalten über [Bibliothèque Humaniste Sélestat](#), [Universitätsbibliothek Basel](#) und [Stadtbibliothek Trier](#)

Basic but neatly presented layout (Source: [Umgang mit dem Übernatürlichen im Mittelalter](#))

VATICAN, BAV, VAT. LAT. 642, F. 98V

The transcription is displayed with the abbreviations intact, just as in the facsimile. Hovering over abbreviated words will result in a pop-up with the proper expansion. Also, when selecting the 'translation view', hovering over a word will highlight its corresponding translation in either English or Latin.

[[]]	[[]]	FEBROARIVS.
I. II. III.	AQVARIVS	PISCES.
III. V.	PISCES.	ARIES.
VI. VII. VIII.	ARIES.	TAVRVVS.
VIII. X.	TAVRVVS.	GEMINI.
XI. XII. XIII.	GEMINI.	CANCER.
XIII. XV.	CANCER.	LEO.
XVI. XVII. XVIII.	LEO.	VIRGO.
XIX. XX.	VIRGO.	LIBRA.
XXI. XXII. XXIII.	LIBRA.	SCORPIVS.
XXIII. XXV.	SCORPIVS.	SAGITTARIVS.
XXVI. XXVII. XXVIII.	SAGITTARIVS.	CAPRICORNVS.
XXVIII. XXX.	CAPRICORNVS.	AQVARIVS.
	ARIES.	TAVRVVS.
De sono parietu dom.	Gaudiu et leticia.	Malu de potestate.
Quando tinniurit aures.	Venit bona res aliqua.	Angustia.
De uoce corui.	Novellas audierit.	It designat.
De uoce galli.	Portatione uasis domo ad dom	Augmentu honoris.
De motu oculi.	Lis uenerit ad pugna.	Bonu inuenerit.
De sonitu ignis.	Necatione amici et casum.	Hospes uenerit.
De ululatione canis.	Litum.	Paure de fure.
De uoce soricu.	Non bene exierit.	Inuenerit quod amat.
De incensione uestimti.	Neq bonu neq malum.	Leticia.
De tre motu.	Consumation et sang effusion ip.	Neq bonu neq malu.

Translation	Facsimile	Notes
I. II. III.	AQUARIUS	PISCES
III. V.	PISCES	ARIES
VI. VII. VIII.	ARIES	TAURUS
VIII. X.	TAURUS	GEMINI
XI. XII. XIII.	GEMINI	CANCER
XIII. XV.	CANCER	LEO
XVI. XVII. XVIII.	LEO	VIRGO
XIX. XX.	VIRGO	LIBRA
XXI. XXII. XXIII.	LIBRA	SCORPIO
XXIII. XXV.	SCORPIO	SAGITTARIUS
XXVI. XXVII. XXVIII.	SAGITTARIUS	CAPRICORN
XXVIII. XXX.	CAPRICORN	AQUARIUS
	ARIES	TAURUS
When the walls of a house creak.	Joy and delight.	Something bad concerning power.
When one's ears ring.	Something good arrives.	Anguish.
When a raven croaks.	News will be heard.	This means the same.
When a cock crows.	Carrying vessels from house to house.	Increase of honour.
When one's eye twitches.	Dispute will become a fight.	Something good will be found.
When the fire makes a sound.	The killing and fall of a friend.	A guest will arrive.
When a dog howls.	Dispute.	Fear of theft.
When a mouse squeaks.	It will not end well.	S/he will find what s/he loves.
When one's clothes burn.	Neither good nor bad.	Happiness.
When the earth moves.	Destruction and bloodshed in the province.	Neither good nor bad.
When a cat screeches.	They will fear fire.	Relief will be found.
When semen is emitted.	Illness.	A good increase.
When a bird falls on the road next to you.	Fear of theft.	An attack on the kingdom.
When one encounters a wild animal.	A patriarch will die.	A good imitation.
When a candle extinguishes suddenly.	A house will be acquired.	A patriarch will die.

Working with TEI Publisher

TEI Publisher: Website vs. Application

TEI Publisher **website**

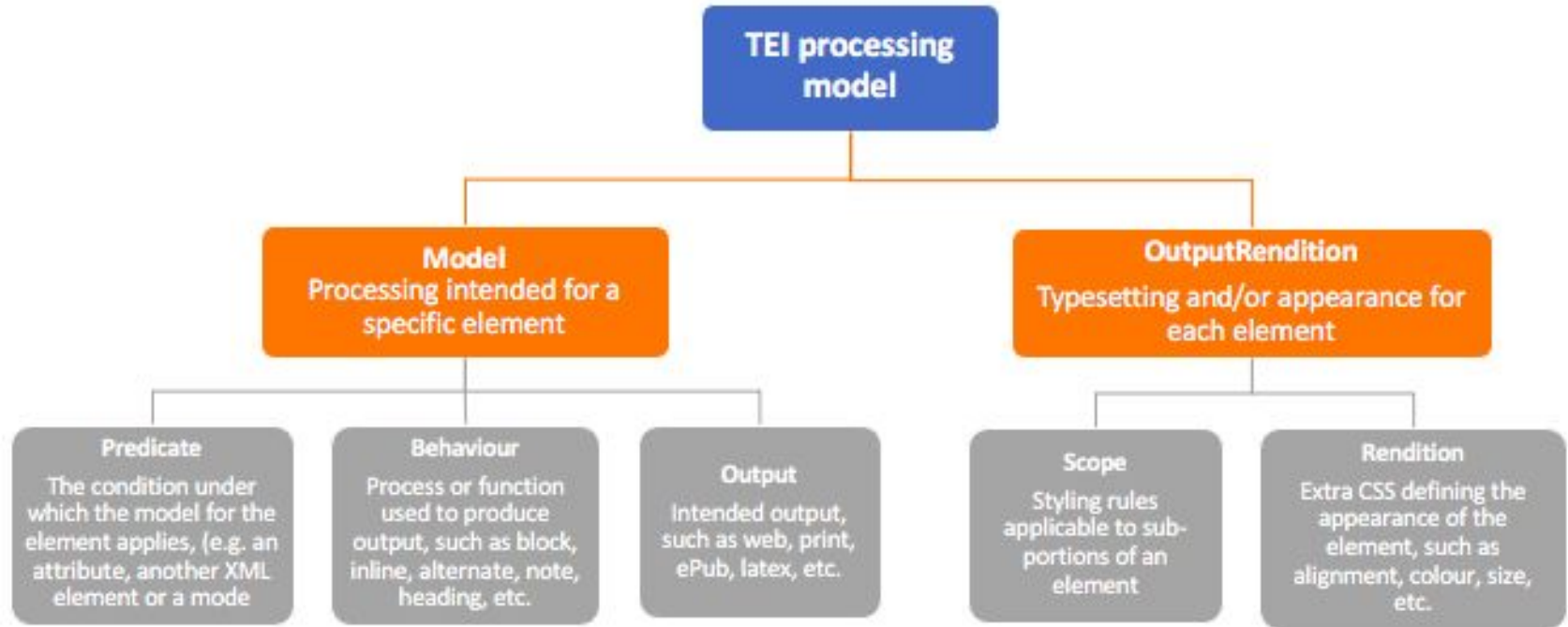
- Browse through the **demo applications** (*Van Gogh, Shakespeare, etc.*)
- **Playground area** to experiment with the suggested files or your own, test the ODDs and templates
- **Annotation area** to discover the tool

Your own TEI Publisher **application**

- **Customize the ODD and templates** as you wish
- Add **documentation** or new pages to your project
- **Export your edition** in PDF or ePub

The TEI Processing Model

- The **TEI Processing Model** acts as a **stylesheet** for transforming the XML information into an **HTML/CSS display**
 - ↳ Corresponds to the **TEI Publisher ODD**
- Key elements of the TEI Processing Model:
 - **Predicate** → Gives the **context** of the element (within the XML tree, its attribute(s), mode, etc.)
 - **Behaviour** → Defines the **interpretation** of the element (as a block, inline, etc.)
 - **Rendition** → Defines the **CSS style** for the output (alignment, color, size, case, etc.)



div MODE CHANGE 🗑️ 📄 +

^ model [block] ↓ ↑ 🗑️ 📄 📄

@type='title_page'

Output Mode
[Processing mode - passed to subsequer]

Description
[Document the model]

Predicate
1 @type='title_page'

behaviour
block or [Custom Behaviour]

CSS Class
[Define CSS class name (for external CSS)]

Template
<|> <...> <X> [...]
1 [Define code template to apply to content]

Parameters +

Renditions + Use source rendition

Scope Rendition
1 border: 1px solid black; padding: 5px; 🗑️

Example of an ODD specification in TEI Publisher (**predicate** – **behaviour** – **rendition**)

Managing the Layout with HTML Templates

The **HTML templates** can be :

- **Very simple** → display of the transformed XML only
- More complex → **multiple layout options** of the content (facsimile, transcription, translation, map, etc.)

Managing the Layout with HTML Templates

View
Original text

1r:1

Mon cher Gauguin,
ce matin j'ai reçu votre excellente lettre que j'ai derechef envoyé à mon frère; ¹ votre conception de l'impressioniste en général, dont votre portrait ² est un symbole, est saisissante. Je suis on ne peut plus intrigué de voir cela – mais il me semblera j'en suis sûr d'avance que cette oeuvre soit trop importante pour que j'en veuille en échange.

Mais si vous voulez la garder pour nous, mon frère la vous prendra, ce que je lui ai immédiatement demandé, si vous voulez à la première occasion et espérons que cela sera sous bien peu.

Car nous chercherons encore une fois à presser la possibilité de votre venue.

Je dois vous dire que même pendant le travail je ne cesse à songer à cette entreprise de fonder un atelier ayant vous-même et moi pour habitants fixes mais dont nous désirerons tous les deux faire un abri et un asile pour les copains au moments où ils se trouveront acculés dans leur lutte. Lorsque vous êtes parti de Paris ³ mon frère et moi y avons encore passé ensemble un temps qui me demeurera toujours

View
Original text + line endings

1r:1

Mon cher Gauguin,
ce matin j'ai reçu votre excellente lettre
que j'ai derechef envoyé à mon frère; ¹ votre conception
de l'impressioniste en général, dont votre portrait ²
est un symbole, est saisissante. Je suis on ne peut
plus intrigué de voir cela – mais il me semblera
j'en suis sûr d'avance que cette oeuvre soit trop
importante pour que j'en veuille en échange.

Mais si vous voulez la garder pour nous, mon
frère la vous prendra, ce que je lui ai immédiatement
demandé, si vous voulez à la première occasion
et espérons que cela sera sous bien peu.

Car nous chercherons encore une fois à presser
la possibilité de votre venue.

Je dois vous dire que même pendant le travail
je ne cesse à songer à cette entreprise de
fonder un atelier ayant vous-même et moi

MODES

- **Different displays** for a single element
- Created with the **“Predicate”** in the ODD and declared in the HTML

Source: Van Gogh Letters application

Managing the Layout with HTML Templates

Letter number 1 from Paul d'Estournelles de Constant to Nicholas Murray Butler (August 15, 1914)


View
Reading version with critics -

[Lettre N° 1 \(15 Août 1914\)](#)

La Démagogie militariste allemande. La mobilisation - La France récolte ce qu'elle a semé. Aux funérailles de Jaurès.

Annexe:

Texte de mon discours aux funérailles de Jaurès.



View
Index

■ ADD

Persons

[Jaurès, Jean](#)
Born 03 September 1859 in Castres
Died 31 July 1914 in Paris
Nationality: French
Gender: Male
Occupation: politician/writer/journalist
Education:
• Ecole normale supérieure
• Lycée Louis-le-Grand
Affiliation:
• Member of the French National Assembly
• President of the Socialist Party
Main event(s):
◦ Assassinated by Raoul Villain (1914-07-31)

PANELS

- Display of **multiple content at the same time**
- Shows **several layers of the encoding at once**

From left to right: transcription, facsimile, index (credit: Floriane Chiffolleau, DiScholEd)

Managing the Layout with HTML Templates

TOOLBAR

- Gives access to **extra content** (table of contents, metadata, licence, etc.)
- Transformation of the content of the **<teiHeader>**



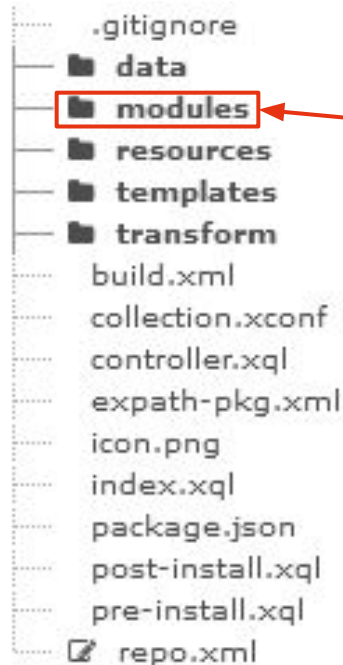
Toolbar from the EHRI Online Editions TEI Publisher application

Structure of a TEI Publisher Application

```
.gitignore
└─ data
└─ modules
└─ resources
└─ templates
└─ transform
  build.xml
  collection.xconf
  controller.xql
  expath-pkg.xml
  icon.png
  index.xql
  package.json
  post-install.xql
  pre-install.xql
  repo.xml
```

- All uploaded **XML files**, organized in **collections**

Structure of a TEI Publisher Application

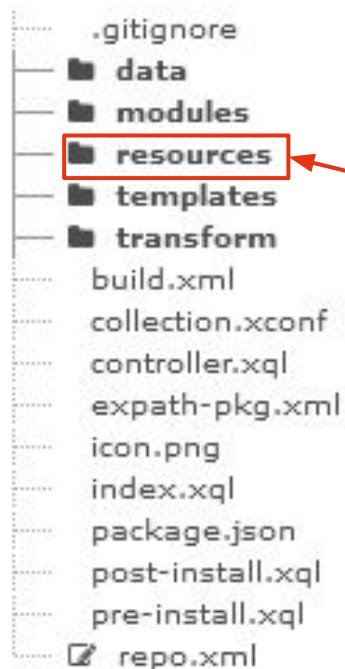


A file tree structure showing the organization of a TEI Publisher application. The root directory contains several subdirectories and files. The 'modules' directory is highlighted with a red box and a red arrow pointing to it from the right. The subdirectories are: .gitignore, data, modules, resources, templates, and transform. The files are: build.xml, collection.xconf, controller.xql, expath-pkg.xml, icon.png, index.xql, package.json, post-install.xql, pre-install.xql, and repo.xml.

- .gitignore
- data
- modules
- resources
- templates
- transform
- build.xml
- collection.xconf
- controller.xql
- expath-pkg.xml
- icon.png
- index.xql
- package.json
- post-install.xql
- pre-install.xql
- repo.xml

- All uploaded XML files, organized in collections
- App **configuration files**

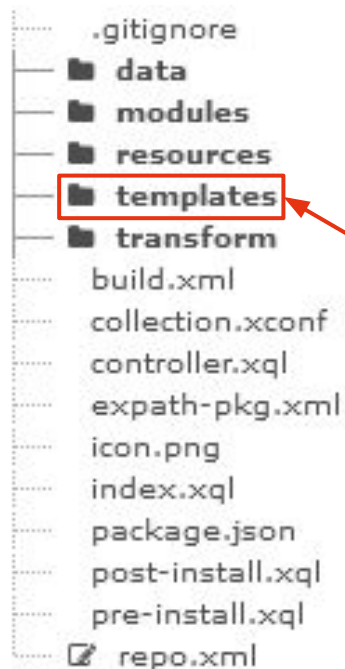
Structure of a TEI Publisher Application



```
.gitignore
├── data
├── modules
├── resources
├── templates
├── transform
├── build.xml
├── collection.xconf
├── controller.xql
├── expath-pkg.xml
├── icon.png
├── index.xql
├── package.json
├── post-install.xql
├── pre-install.xql
└── repo.xml
```

- All uploaded XML files, organized in collections
- App configuration files
- CSS files, TEI Publisher ODD, fonts, app images (facsimiles are hosted on a IIIF server)

Structure of a TEI Publisher Application



A file tree structure showing the organization of a TEI Publisher application. The root directory contains several subdirectories and files. The 'templates' directory is highlighted with a red box, and a red arrow points from this box to the 'HTML templates' bullet point in the adjacent list. The subdirectories are: .gitignore, data, modules, resources, templates, and transform. The files are: build.xml, collection.xconf, controller.xql, expath-pkg.xml, icon.png, index.xql, package.json, post-install.xql, pre-install.xql, and repo.xml.

- All uploaded XML files, organized in collections
- App configuration files
- CSS files, TEI Publisher ODD, fonts, app images (facsimiles are hosted on a IIF server)
- **HTML** templates

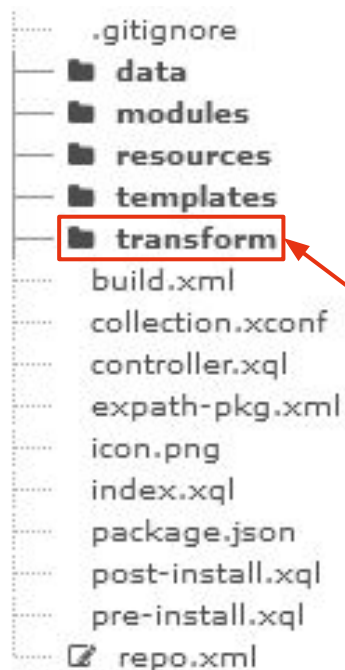


HTML templates included in a basic TEI Publisher application



HTML templates in the DiScholEd app
(credit: Floriane Chiffolleau)

Structure of a TEI Publisher Application



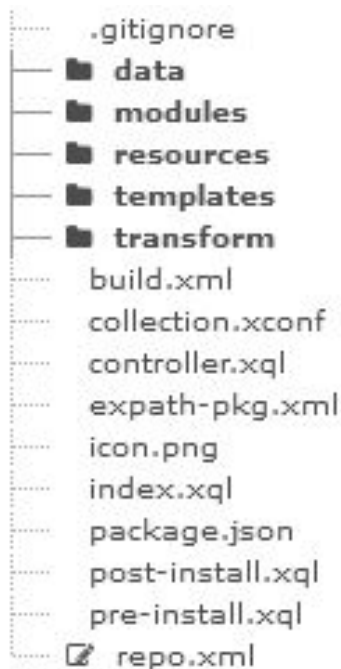
- All uploaded XML files, organized in collections
- App configuration files
- CSS files, TEI Publisher ODD, fonts, app images (facsimiles are hosted on a IIF server)
- HTML templates
- **Transformation files** → modified automatically with the ODD

Structure of a TEI Publisher Application

```
.gitignore
├── data
├── modules
├── resources
├── templates
├── transform
├── build.xml
├── collection.xconf
├── controller.xql
├── expath-pkg.xml
├── icon.png
├── index.xql
├── package.json
├── post-install.xql
├── pre-install.xql
└── repo.xml
```

- All uploaded XML files, organized in collections
- App configuration files
- CSS files, TEI Publisher ODD, fonts, app images (facsimiles are hosted on a IIF server)
- HTML templates
- Transformation files → modified automatically with the ODD
- **Facets** management

Structure of a TEI Publisher Application



```
.gitignore
├── data
├── modules
├── resources
├── templates
├── transform
├── build.xml
├── collection.xconf
├── controller.xql
├── expath-pkg.xml
├── icon.png
├── index.xql
├── package.json
├── post-install.xql
├── pre-install.xql
└── repo.xml
```

- All uploaded XML files, organized in collections
- App configuration files
- CSS files, TEI Publisher ODD, fonts, app images (facsimiles are hosted on a IIF server)
- HTML templates
- Transformation files → modified automatically with the ODD
- Facets management
- **All the other files should not be modified**

Workshop

Log in

- Go to the “Try it” section on the TEI Publisher website, you should arrive [here](#)

The screenshot shows the TEI Publisher website interface. The top navigation bar includes the TEI Publisher logo, links for Start, Documentation, News, DTS, and GitHub, a search bar labeled "Enter Query", and a language selector set to "English". A red box highlights the "Login" button in the top right corner. Below the navigation bar, the main heading reads "The Instant Publishing Toolbox". A dark grey box on the right contains the text: "Log in as **tei-demo** with password **demo** to experiment with your own files and ODDs". The main content area is divided into three sections: "Documents" on the left with filters for "Sort by Title", "Query scope Search content", and "Genre" (Documentation: 2, Drama: 1); a central "Documents" list featuring "TEI Publisher Demo Collection" and "Playground"; and "ODD Files" on the right listing "Serafin Letters", "DOCX Output Preview", and "Graves' Letters".

Log in

- Go to the “Try it” section on the TEI Publisher website, you should arrive here
- Log in as **tei-demo** (password: **demo**) to have access to the “Admin” menu

The screenshot shows the TEI Publisher website interface. The top navigation bar includes the TEI Publisher logo, 'Start', 'Documentation', 'News', 'DTS', and 'Admin' (highlighted with a blue box). A search bar and language selector (English) are also present. A red box highlights the user profile area showing 'Logged in as tei-demo'. A blue arrow points from the 'Admin' menu to the 'Try it' section, and a red arrow points from the 'Try it' section to the 'Admin' menu. The main content area is titled 'The Instant Publishing Toolbox' and features a 'Documents' section with a search bar and a list of documents. The 'ODD Files' section on the right includes a 'REGENERATE ALL ODDS (SLOW)' button and a list of ODD files.

Log in as **tei-demo** with password **demo** to experiment with your own files and ODDs

Documents

Sort by
Title

Query scope
Search content

Enter Query
Q

SEARCH

Genre

Documentation 2

Drama 1

TEI Publisher Demo Collection

Documents demonstrating various features. The selection is in no way comprehensive but represents a subset of what is possible. Please contribute your own use cases to complement this.

Playground

A writable collection into which you can upload your own documents for testing.

ODD Files

REGENERATE ALL ODDS (SLOW)

Serafin Letters

15th c. manuscript correspondence with parallel translation

DOCX Output Preview

A test ODD to preview TEI imported from Word docx

Graves' Letters

Navigating the Demos

- Click on **“TEI Publisher Demo Collection”**

The screenshot shows the TEI Publisher web interface. At the top, there is a navigation bar with the logo 'te1 Publisher' and links for 'Start', 'Documentation', 'News', 'DTS', and 'Admin'. A search bar is labeled 'Enter Query' and the language is set to 'English'. A user is logged in as 'te1-demo'. Below the navigation bar is a banner for 'The Instant Publishing Toolbox'. A dark notification box on the right says 'Log in as te1-demo with password demo to experiment with your own files and ODDs'. The main content area is titled 'Documents' and features a sidebar with search filters. The 'Search content' section is active, showing a search bar and a 'SEARCH' button. Below the search bar, there are checkboxes for 'Genre' with 'Documentation' (2 items) and 'Drama' (1 item) selected. The main document list shows two items: 'TEI Publisher Demo Collection' (highlighted with a red box and an arrow from the text on the left) and 'Playground'. The 'TEI Publisher Demo Collection' entry includes a thumbnail of books, the title, and a description: 'Documents demonstrating various features. The selection is in no way comprehensive but represents a subset of what is possible. Please contribute your own use cases to complement this.' The 'Playground' entry includes a thumbnail of a person on a swing, the title, and a description: 'A writable collection into which you can upload your own documents for testing.' On the right side, there is an 'ODD Files' section with a 'REGENERATE ALL ODDS (SLOW)' button and three entries: 'Serafin Letters', 'DOCX Output Preview', and 'Graves' Letters', each with a menu icon and a pencil icon.

Navigating the Demos

- Click on “TEI Publisher Demo Collection”
- Browse through the demos

The screenshot displays the TEI Publisher web interface. At the top, there is a navigation bar with the TEI Publisher logo, links for Start, Documentation, News, DTS, and Admin, a search bar, and a language selector set to English. The main header reads "The Instant Publishing Toolbox" and includes a login prompt: "Log in as **tei-demo** with password **demo** to experiment with your own files and ODDs".

The interface is divided into several sections:

- Documents:** A sidebar on the left contains a search bar and a filter menu for "Genre" with the following items:

<input type="checkbox"/>	Drama	1
<input type="checkbox"/>	Letters and Correspondence	9
<input type="checkbox"/>	Lexicons and Dictionaries	2
<input type="checkbox"/>	Prose	5
- Document List:** The main area shows a list of documents. The first document is "Letter #6 from Robert Graves to William Graves (at Dundle School) November 15, 1957". The pagination controls at the top of this list show "1 2 3" with "2" highlighted, and navigation arrows. A red arrow from the "Browse through the demos" bullet points to this pagination area.
- Document Detail:** Below the list, the selected document is shown with its title, a "Licence" field, a description, and a "DOWNLOAD" button.
- ODD Files:** A sidebar on the right lists available ODD files, including "Serafin Letters", "DOCX Output Preview", and "Graves' Letters", each with a menu icon and a brief description.

Navigating the Demos

- Click on “TEI Publisher Demo Collection”
- Browse through the demos
- Or do a faceted search

The screenshot displays the TEI Publisher web interface. At the top, there is a navigation bar with the TEI Publisher logo, links for Start, Documentation, News, DTS, and Admin, a search bar with the text "Enter Query", and a language dropdown set to English. Below the navigation bar, the main heading reads "The Instant Publishing Toolbox". A notification box on the right side of the header says "Log in as **tei-demo** with password **demo** to experiment with your own files and ODDs".

The main content area is titled "Documents" and shows a list of search results. The first result is "Letter #6 from Robert Graves to William Graves (at Dundle School) November 15, 1957" with the genre "Licence". The second result is "Mauritius Ferber to Ioannes Dantiscus, 1528, Heilsberg" with the genre "Correspondence of Ioannes Dantiscus".

On the left side, there is a faceted search sidebar. It includes a "Sort by" dropdown set to "Title", a "Query scope" dropdown set to "Search content", and an "Enter Query" search box. Below these are several facets with checkboxes and counts:

Genre	Count
<input type="checkbox"/> Drama	1
<input type="checkbox"/> Letters and Correspondence	9
<input type="checkbox"/> Lexicons and Dictionaries	2
<input type="checkbox"/> Prose	5

An orange arrow points from the "Or do a faceted search" bullet point to the faceted search sidebar.

On the right side, there is an "ODD Files" sidebar. It contains a "REGENERATE ALL ODDS (SLOW)" button and three entries: "Serafin Letters", "DOCX Output Preview", and "Graves' Letters". Each entry has a menu icon and a pencil icon.

Navigating the Demos

- Click on “TEI Publisher Demo Collection”
- Browse through the demos
- Or do a faceted search
- Select the demo you want to see

The screenshot displays the TEI Publisher web interface. At the top, there is a navigation bar with the TEI Publisher logo, links for Start, Documentation, News, DTS, and Admin, a search bar with the text "Enter Query", and a language selector set to English. A user is logged in as "tei-demo". Below the navigation bar, the main heading is "The Instant Publishing Toolbox". A notification box on the right says "Log in as tei-demo with password demo to experiment with your own files and ODDs".

The main content area is titled "Documents" and shows a search result for "Letter #6 from Robert Graves to William Graves (at Dundle School) November 15, 1957". The search results are sorted by Title, and the query scope is set to Search content. The search results show 21 items found, with the current item being the selected one. The selected item is highlighted with a red box and a red arrow pointing to it from the list on the left. The selected item's title is "Letter #6 from Robert Graves to William Graves (at Dundle School) November 15, 1957" and its licence is "Licence". The description of the item is "A 20th century manuscript letter from Robert Graves where emphasis has been put on visualizing rich encoding of semantic information in the letter, in particular geographic and prosopographical data. The map is displayed with a p-leaflet component." Below the description, there is a "DOWNLOAD" button.

The left sidebar shows a faceted search interface with the following options:

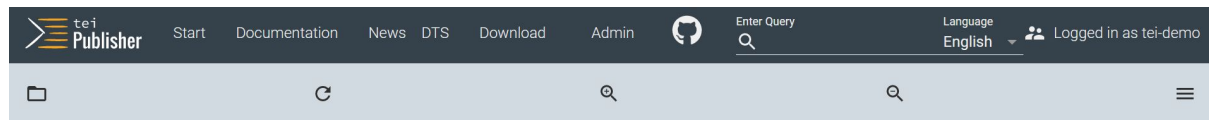
- Sort by: Title
- Query scope: Search content
- Enter Query: [Search bar]
- SEARCH
- Genre:
 - Drama 1
 - Letters and Correspondence 9
 - Lexicons and Dictionaries 2
 - Prose 5

The right sidebar shows "ODD Files" with a "REGENERATE ALL ODDS (SLOW)" button and three ODD files:

- Serafin Letters: 15th c. manuscript correspondence with parallel translation
- DOCX Output Preview: A test ODD to preview TEI imported from Word docx
- Graves' Letters: Modern correspondence with visualization of prosopographical and geographical information

Navigating the Demos

- Click on "TEI Publisher Demo Collection"
- Browse through the demos
- Or do a faceted search
- Select the demo you want to see



Letter #6 from Robert Graves to William Graves (at Oundle School) November 15, 1957

Dearest Wm : November 15, 1957

Good luck in your interview. If you are wholly at your ease - and why not? - all will go well. But try to raise some sort of enthusiasm for your proposed career: dont-care-ism doesn't go down well.

There's never been so wet a November since - since last time - but we have had about three sunny days, and I even bathed three days ago at [Can Floque](#). The best news is getting 3 bottles of butagaz smuggled from [France](#), which means no more dirty carbon in the kitchen until the supply gives out.

We hope to spend a few days in [Austria](#) with [Jenny](#) on the way to [Jugland](#), but she is all snarled up with the [Bevan](#) libel case (on November 21st) & doesn't answer letters. She was very nice to [Lucia](#) and [Juan](#) on the way through.

I expect my *Goodbye To All That* will create a stir again as it did in 1929 when it first came out - [Canellun](#) was built on the spoils. The *Sunday Express* reviewer cabled could be fly out & interview me. I

Places

Austria

Location: 47.516231 14.55007247.516231 14.550072
Austria

Balearic Islands

Location: 39.534179 2.8577139.534179 2.85771
Balearic Islands, Spain

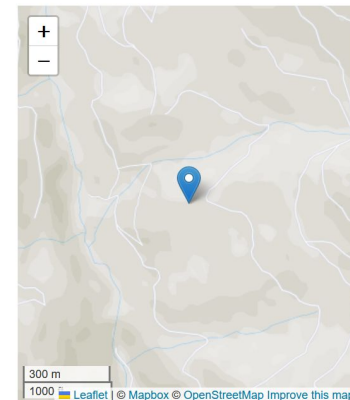
Barcelona

Location: 41.385064 2.17340341.385064 2.173403
Barcelona, Catalonia, Spain

Bell Rock House

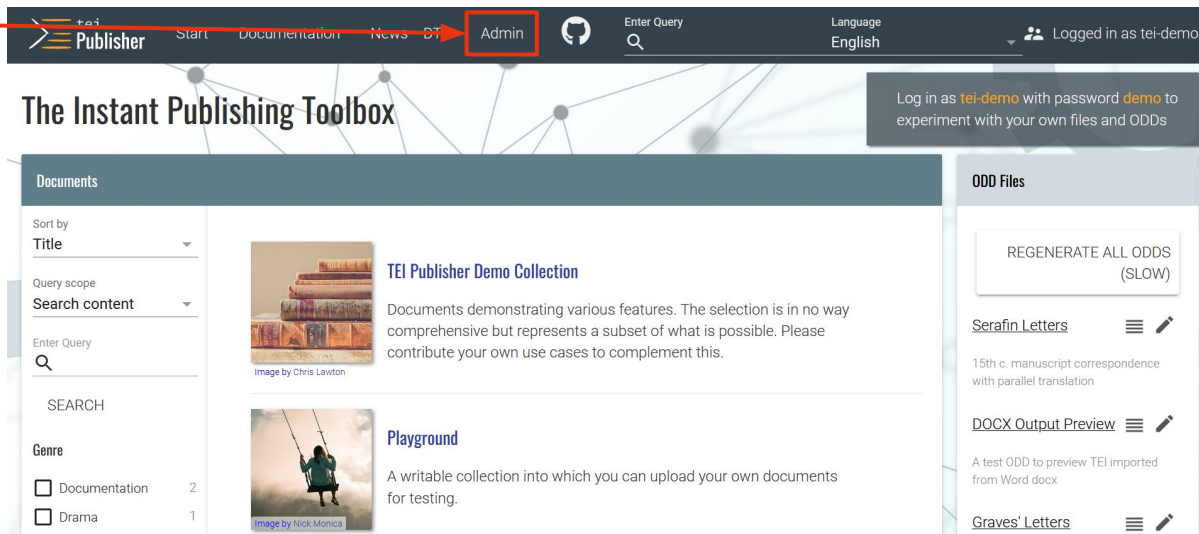
Location: 56.450487 -2.88164456.450487 -2.881644
Angus, Scotland, United Kingdom

Can Floque



Generating a TEI Publisher Application

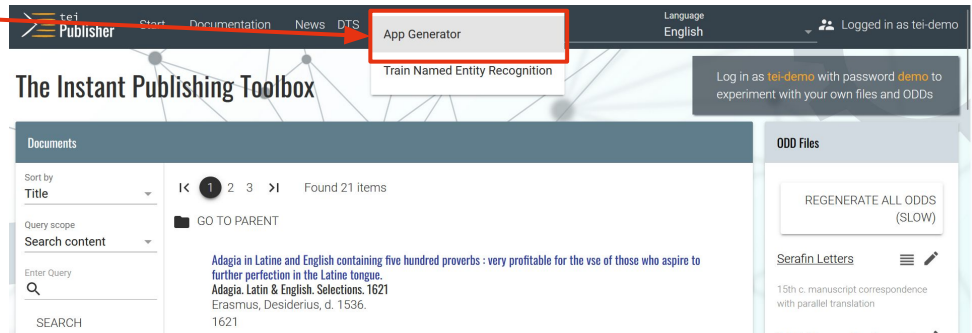
- Go to the “Admin” menu



The screenshot shows the TEI Publisher application interface. The top navigation bar includes the Publisher logo, a search bar, and the 'Admin' menu item, which is highlighted with a red box and a red arrow pointing from the bullet point in the list above. The main content area is titled 'The Instant Publishing Toolbox' and features a 'Documents' section with a search bar and a list of documents. The 'Documents' section includes a 'Sort by' dropdown (set to 'Title'), a 'Query scope' dropdown (set to 'Search content'), and a search bar. Below the search bar, there are two document entries: 'TEI Publisher Demo Collection' and 'Playground'. The 'TEI Publisher Demo Collection' entry includes a thumbnail image of books and a description: 'Documents demonstrating various features. The selection is in no way comprehensive but represents a subset of what is possible. Please contribute your own use cases to complement this.' The 'Playground' entry includes a thumbnail image of a person on a swing and a description: 'A writable collection into which you can upload your own documents for testing.' On the right side of the interface, there is an 'ODD Files' section with a 'REGENERATE ALL ODDS (SLOW)' button and a list of document entries: 'Serafin Letters', 'DOCX Output Preview', and 'Graves' Letters'. Each entry has a menu icon and an edit icon.

Generating a TEI Publisher Application

- Go to the “Admin” menu
- Select “**App Generator**”



Generating a TEI Publisher Application

- Go to the "Admin" menu
- Select "App Generator"
- Select an **ODD** → **TEI Publisher Base**

App Generator

Select ODD

- Serafin Letters
- DOCX Output Preview
- Graves' Letters
- ODD_TIMEUS
- Dantiscus' Letters
- Erasmus Adagia
- Potocki Moralia
- Deutsches Textarchiv
- EBBE
- DOCX Import
- TEI Publisher Customization for ODD Authoring
- Annotations
- TEI Publisher Base**
- Dantiscus' Letters Demo
- Bogactwa mowy polskiej
- TEI Lex-0
- Shakespeare Plays
- Lelewel Letters
- Van Gogh Letters
- JATS
- Docbook v5
- Sunte Marien Wordegarde
- ZGT

Generating a TEI Publisher Application

- Go to the "Admin" menu
- Select "App Generator"
- Select an ODD → TEI Publisher Base
- Create a **URL** for your application → <https://teipublisher.com/exist/apps/eidaworkshop/index.html>

URL to uniquely identify the app

<https://teipublisher.com/exist/apps/eidaworkshop/index.html>

Short name to be used in URLs and file names

eidaworkshop

Name of subcollection to hold TEI documents

data

Title of the app which will be shown e.g. in the dashboard

EiDA Workshop

Generating a TEI Publisher Application

- Go to the "Admin" menu
- Select "App Generator"
- Select an ODD → TEI Publisher Base
- Create a URL for your application →
`https://teipublisher.com/exist/apps/eidaworkshop/index.html`
- Enter the **name** of your application → `eidaworkshop`

URL to uniquely identify the app

`https://teipublisher.com/exist/apps/eidaworkshop/index.html`

Short name to be used in URLs and file names

`eidaworkshop`

Name of subcollection to hold TEI documents

`data`

Title of the app which will be shown e.g. in the dashboard

`EiDA Workshop`

Generating a TEI Publisher Application

- Go to the "Admin" menu
- Select "App Generator"
- Select an ODD → TEI Publisher Base
- Create a URL for your application →
`https://teipublisher.com/exist/apps/eidaworkshop/index.html`
- Enter the name of your application → `eidaworkshop`
- Enter the name of the **collection holding the XML files** → `data`

URL to uniquely identify the app

`https://teipublisher.com/exist/apps/eidaworkshop/index.html`

Short name to be used in URLs and file names

`eidaworkshop`

Name of subcollection to hold TEI documents

`data`

Title of the app which will be shown e.g. in the dashboard

`EiDA Workshop`

Generating a TEI Publisher Application

- Go to the "Admin" menu
- Select "App Generator"
- Select an ODD → TEI Publisher Base
- Create a URL for your application →
`https://teipublisher.com/exist/apps/eidaworkshop/index.html`
- Enter the name of your application → `eidaworkshop`
- Enter the name of the collection holding the XML files → `data`
- Enter the **title** of your application → **EiDA Workshop**

URL to uniquely identify the app

`https://teipublisher.com/exist/apps/eidaworkshop/index.html`

Short name to be used in URLs and file names

`eidaworkshop`

Name of subcollection to hold TEI documents

`data`

Title of the app which will be shown e.g. in the dashboard

`EiDA Workshop`

Generating a TEI Publisher Application

- Go to the “Admin” menu
- Select “App Generator”
- Select an ODD → TEI Publisher Base
- Create a URL for your application → <https://teipublisher.com/exist/apps/eidaworkshop/index.html>
- Enter the name of your application → eidaworkshop
- Enter the name of the collection holding the XML files → data
- Enter the title of your application → EiDA Workshop
- **Keep the prefilled parameters**

Choose the HTML template to be used as default

HTML Template

Default single text layout

Choose what is shown by default when browsing text: a single page or an entire division. Display by page requires that the TEI is properly marked up with `<teipb>` tags.

Default View

By division (chapter/section...)

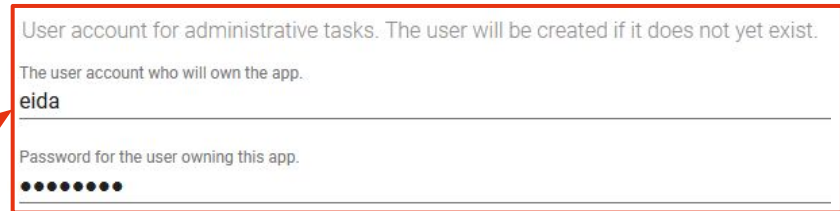
Define the smallest block on which a full text index is created. For documents organized into divisions, choosing 'Create on division' is usually best. If there are no divisions, choose 'Create on text'.

Default Full Text Index

Create on division

Generating a TEI Publisher Application

- Go to the "Admin" menu
- Select "App Generator"
- Select an ODD → TEI Publisher Base
- Create a URL for your application → <https://teipublisher.com/exist/apps/eidaworkshop/index.html>
- Enter the name of your application → eidaworkshop
- Enter the name of the collection holding the XML files → data
- Enter the title of your application → EiDA Workshop
- Keep the prefilled parameters
- Determine a **user account** (**eida**) and **password** (**workshop**) for your application




User account for administrative tasks. The user will be created if it does not yet exist.

The user account who will own the app.
eida

Password for the user owning this app.
●●●●●●

 SAVE/GENERATE

Generating a TEI Publisher Application

- Go to the "Admin" menu
- Select "App Generator"
- Select an ODD → TEI Publisher Base
- Create a URL for your application → <https://teipublisher.com/exist/apps/eidaworkshop/index.html>
- Enter the name of your application → eidaworkshop
- Enter the name of the collection holding the XML files → data
- Enter the title of your application → EiDA Workshop
- Keep the prefilled parameters
- Determine a user account (eida) and password (workshop) for your application
- Click on "SAVE/GENERATE" → 

User account for administrative tasks. The user will be created if it does not yet exist.

The user account who will own the app.

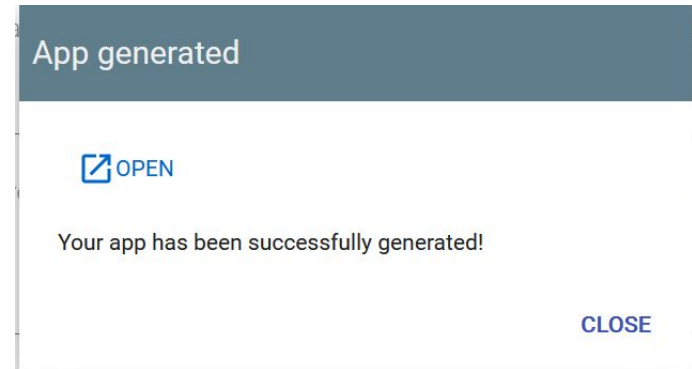
eida

Password for the user owning this app.

●●●●●●

Generating a TEI Publisher Application

- Go to the "Admin" menu
- Select "App Generator"
- Select an ODD → TEI Publisher Base
- Create a URL for your application → <https://teipublisher.com/exist/apps/eidaworkshop/index.html>
- Enter the name of your application → eidaworkshop
- Enter the name of the collection holding the XML files → data
- Enter the title of your application → EiDA Workshop
- Keep the prefilled parameters
- Determine a user account (eida) and password (workshop) for your application
- Click on "SAVE/GENERATE"



Managing Files in the Web Interface

The screenshot displays a web interface for document management. On the left, a sidebar contains filters for 'Sort by' (set to 'Title'), 'Query scope' (set to 'Search content'), a search input field, and 'Language' (set to 'deu'). The main area shows two search results for 'Das Phantom Komödie in drei Akten' by 'Bahr Hermann'. Each result includes a 'DOWNLOAD' button and a trash icon. A red box highlights the trash icon in the first result, with an arrow pointing to the text 'Click to delete'. On the right, an 'Upload' panel is shown, featuring an 'UPLOAD' button and instructions: 'Drop .xml, .tei, .odd, .docx, .md, .mei files here to upload.' A red box surrounds the upload panel, and an arrow points to it with the text 'Drag and drop'.

Filling in the Static Templates: HTML Basics

Main composition of an HTML file:

- **<head>**
- **<body>**
- **<foot>**

To add your text, position yourself in the **<body>**

Umgang mit dem Übernatürlichen Start Télécharger recherche... Langue Français Se connecter

||| NACHWEISE

EXORZISMUS — DAMONENAUSTREIBUNG IM PRIESTERBUCH

SÉLESTAT, BIBLIOTHEQUE HUMANISTE, 132, FF. 53v-54r

Ein Exorzismus ist ein ritualisierter Handlungsablauf, der darauf ausgelegt ist, alles Schlechte aus Gegenständen oder Personen auszutreiben. Sie können als akute Behandlung oder als präventive Vorsorge eingesetzt werden.

Exorzismen sind für das frühe Mittelalter breit belegt. Man findet sie zum Beispiel in Handbüchern für Priester und häufig überlieferten Mirakelsammlungen von Heiligen sogar ausführliche Berichte über den Ablauf von Dämonenaustreibungen. Da Pilger erhebliche finanzielle Mittel mit sich brachten, standen im Mittelalter verschiedenen Wallfahrtsorten geradezu im Wettstreit miteinander. Mithilfe von Erzählungen über spektakuläre Exorzismen konnten die Geistlichen „ihre“ Heiligen besonders gut in Szene setzen und so die Aufmerksamkeit der Gläubigen gewinnen.

Für einen erfolgreichen Exorzismus war es wichtig, die passende Formel zu kennen. Auch Durchführungszeit und -ort sowie die Kleidung des Priesters mussten entsprechend gewählt werden. Häufig wurden Exorzismen während der Messe direkt am Altar durchgeführt, da in der Nähe der Reliquie die beste „Verbindung“ zu Gott bestand. Die Exorzisten trugen häufig eine Albe (Taufgewand), die für die Wiedergeburt des Besessenen im Rahmen des Exorzismus stand, sowie eine Stola. Zudem sollten sie fasten, um in der besten körperlichen und geistigen Verfassung zu sein. Man ging nämlich davon aus, dass ein Dämon den Priester angreifen konnte. Exorzismen konnten auch fehlschlagen und mussten dann wiederholt werden.

Ein Beispiel für so einen Exorzismus ist in dem nebenstehenden Priesterbuch (*Sélestat, Bibliothèque Humaniste, Cod. 132, ff. 53v-54r*) zu finden. Priesterbücher enthielten die wichtigsten Kenntnisse für einen praktizierenden Priester. Ihr Inhalt wurde durch bischöfliche Listen vorgegeben und dann durch den jeweiligen Priester weiter für seine konkreten Alltagsanforderungen ergänzt.

Der hier transkribierte Exorzismus wurde nachträglich auf eine freie Stelle geschrieben, die beim Zusammenfügen des Buches aus verschiedenen kürzeren Handschriften entstanden ist. Diese wurden zuvor einzeln bzw. ~~hat~~ benutzt, was man an den Verfärbungen der Seiten durch vielfache Nutzung, auch ohne Buchdeckel sehen kann. Vor dem Exorzismus hat ein Schreiber fünf Namen in das Buch gekritzelt: *Gunteri, Adalari, Folcol, Vvillibot*

Bilder erhalten über [Bibliothèque humaniste Sélestat](#), [Universitätsbibliothek Bonn](#) und [Staatsbibliothek Tübingen](#)

WARNING: This is not a static page and serves only as an example

Filling in the Static Templates: HTML Basics

Adding a **text division** → `<div>`

Adding a **heading** → `<h1>` `<h2>` `<h3>` `<h4>` `<h5>` `<h6>`

Adding a **paragraph** → `<p>`

Creating a **list** (with bullet points) → ``

Creating an **ordered list** (with numbers or letters) → ``

Adding an **item** within a list → ``

Adding a **link** → ``



Opens the link in a new window or tab

Online Resources

On Digital Publishing

Burnard, L. (2014). *What is the Text Encoding Initiative? How to Add Intelligent Markup to Digital Resources*. OpenEdition Press. DOI: [10.4000/books.oep.426](https://doi.org/10.4000/books.oep.426).

Chagué, A., & Chiffolleau, F. (March 2021). *An Accessible and Transparent Pipeline for Publishing Historical Egodocuments* [Communication]. What's Past is Prologue, The NewsEye International Conference, online. <https://hal.science/hal-03180669>.

Driscoll, M., & Pierazzo, E. (Eds.). (2016). *Digital Scholarly Editing: Theories and Practices*. OpenBook Publishers. DOI: [10.11647/OBP.0095](https://doi.org/10.11647/OBP.0095).

Pierazzo, E. (2019). What Future for Digital Scholarly Editions? From Haute Couture to Prêt-à-Porter. *International Journal of Digital Humanities*, 1(2), 209-220. DOI: [10.1007/s42803-019-00019-3](https://doi.org/10.1007/s42803-019-00019-3).

Scheithauer, H., Chagué, A., & Romary, L. (November 2021). *From eScriptorium to TEI Publisher* [Communication]. Brace Your Digital Scholarly Edition!, Berlin. <https://inria.hal.science/hal-03538115>.

On TEI Publisher

TEI Publisher Documentation : <https://teipublisher.com/exist/apps/tei-publisher/documentation>.

Chiffolleau, F. (2020, December 4). Publication of my Digital Edition – Working with TEI Publisher. *Digital Intellectuals*. <https://digitalintellectuals.hypotheses.org/3912>.

Chiffolleau, F. (2021, June 16). Publication of my Digital Edition – Developing my TEI Publisher Application. *Digital Intellectuals*. <https://digitalintellectuals.hypotheses.org/4173>.

Chiffolleau, F. (2021, December 10). Publication of my Digital Edition – Online Launch of the TEI Publisher Application. *Digital Intellectuals*. <https://digitalintellectuals.hypotheses.org/4399>.

Scalbert, S. (2023, June 29). Overcoming Challenges in DiScholEd's Development: A Journey of Problem-Solving and Design Enhancements. *Digital Intellectuals*. <https://digitalintellectuals.hypotheses.org/4948>.

Examples of TEI Publisher Instances

TEI Publisher Project Registry : <https://www.e-editiones.org/map/>

DiScholEd : <https://discholed.huma-num.fr/exist/apps/discholed/index.html>

Van Gogh Letters : <https://teipublisher.com/exist/apps/vangogh/index.html>

Umgang mit dem Übernatürlichen im Mittelalter (🇩🇪) : <https://daemon.libripendis.eu/>

Shakespeare's Plays : <https://teipublisher.com/exist/apps/shakespeare-pm/index.html>

When the Wall Came Down : <https://teipublisher.com/exist/apps/dodis-facets/index.html>

TraveLab : <https://teipublisher.info/exist/apps/TraveLab/Benjamin%20of%20Tudela.xml>

Solomon Project : <https://tei.mittelalter.uni-tuebingen.de/exist/apps/salomon/Salomon3.xml>

Johann Conrad Fischer (🇩🇪) : <https://johannconradfischer.com/de/travels>

Thank you for your attention!

Any questions?

Contact: [sarah.beniere\[at\]inria.fr](mailto:sarah.beniere@inria.fr)