



**HAL**  
open science

# VICRegL: Self-Supervised Learning of Local Visual Features

Adrien Bardes, Jean Ponce, Yann Lecun

► **To cite this version:**

Adrien Bardes, Jean Ponce, Yann Lecun. VICRegL: Self-Supervised Learning of Local Visual Features. 36th Conference on Neural Information Processing Systems (NeurIPS 2022), Nov 2022, New Orleans, United States. hal-03893126

**HAL Id: hal-03893126**

**<https://inria.hal.science/hal-03893126v1>**

Submitted on 10 Dec 2022

**HAL** is a multi-disciplinary open access archive for the deposit and dissemination of scientific research documents, whether they are published or not. The documents may come from teaching and research institutions in France or abroad, or from public or private research centers.

L'archive ouverte pluridisciplinaire **HAL**, est destinée au dépôt et à la diffusion de documents scientifiques de niveau recherche, publiés ou non, émanant des établissements d'enseignement et de recherche français ou étrangers, des laboratoires publics ou privés.

---

# VICRegL: Self-Supervised Learning of Local Visual Features

---

Adrien Bardes<sup>1,2</sup>

Jean Ponce<sup>2,4</sup>

Yann LeCun<sup>1,3,4</sup>

<sup>1</sup>Meta, FAIR

<sup>2</sup>Inria, École normale supérieure, CNRS, PSL Research University

<sup>3</sup>Courant Institute, New York University

<sup>4</sup>Center for Data Science, New York University

## Abstract

Most recent self-supervised methods for learning image representations focus on either producing a global feature with invariance properties, or producing a set of local features. The former works best for classification tasks while the latter is best for detection and segmentation tasks. This paper explores the fundamental trade-off between learning local and global features. A new method called VICRegL is proposed that learns good global and local features simultaneously, yielding excellent performance on detection and segmentation tasks while maintaining good performance on classification tasks. Concretely, two identical branches of a standard convolutional net architecture are fed two differently distorted versions of the same image. The VICReg criterion is applied to pairs of global feature vectors. Simultaneously, the VICReg criterion is applied to pairs of local feature vectors occurring before the last pooling layer. Two local feature vectors are attracted to each other if their  $l^2$ -distance is below a threshold or if their relative locations are consistent with a known geometric transformation between the two input images. We demonstrate strong performance on linear classification and segmentation transfer tasks. Code and pretrained models are publicly available at: <https://github.com/facebookresearch/VICRegL>

## 1 Introduction

Recent advances in self-supervised learning for computer vision have been largely driven by downstream proxy tasks such as image categorization, with convolutional backbones [Chen et al., 2020a,b, Grill et al., 2020, Lee et al., 2021, Caron et al., 2020, Zbontar et al., 2021, Bardes et al., 2022, Tomasev et al., 2022], or vision transformers [Caron et al., 2021, Chen et al., 2021, Li et al., 2022, Zhou et al., 2022a]. Current approaches rely on a *joint embedding architecture* and a loss function that forces the learned features to be invariant to a sampling process selecting pairs of different *views* of the same image, obtained by transformation such as cropping, rescaling, or color jittering [Misra and Maaten, 2020, Chen et al., 2020a, He et al., 2020, Grill et al., 2020]. These methods learn to eliminate the irrelevant part of position and color information, in order to satisfy the invariance criterion, and perform well on image classification benchmarks. Some recent approaches go beyond learning global features: to tackle tasks such as semantic segmentation where spatial information plays a key role, [Yang et al., 2021, Xie et al., 2021, Hénaff et al., 2021, Yang et al., 2022, Hénaff et al., 2022, El-Nouby et al., 2022] also learn image models with more emphasis on *local* image structure. In the end most recent approaches to self-supervised learning of visual features learn the corresponding image model using either a (possibly quite sophisticated) global criterion, or a (necessarily) different one exploiting local image characteristics and spatial information. The best performing local methods require a non-parametric pre-processing step that compute unsupervised

segmentation masks [Hénaff et al., 2021], which can be done online [Hénaff et al., 2022], but with an additional computational burden.

We argue that more complex reasoning systems should be structured in a hierarchical way, by learning at several scales. To this end, we propose VICRegL, a method that learn features at a global scale, and that additionally uses spatial information, and matches feature vectors that are either pooled from close-by regions in the original input image, or close in the embedding space, therefore learning features at a local scale. In practice, the global VICReg criterion [Bardes et al., 2022] is applied to pairs of feature vectors, before and after the final pooling layer of a convolutional network, thus learning local and global features at the same time. When a segmentation mask is available as in [Hénaff et al., 2021], feature vectors that correspond to the same region in the mask can be pooled together, and compared using a contrastive loss function, which allows spatial vectors far away in the original image to be pooled together if they belong to the same object. In our case, segmentation masks are not available, and we therefore face two challenges: (1) there is no a priori information on how to pool vectors from the same object together, thus long-range matching should be learned in a self-supervised manner, and (2) contrasting negatively feature vectors corresponding to far away locations can have a negative effect, as these vectors could have been pooled from locations that represent the same object in the image. In order to address these issues, VICRegL (1) matches feature vectors according to a  $l^2$  nearest-neighbor criterion exploiting both the distances between features and image locations, properly weighted, and (2) uses the VICReg criterion between matched feature vectors. We use VICReg for its simplicity and its *non-contrastive* nature, which alleviates the need for negative samples and therefore does not have an explicit negative contrasting effect between feature vectors that could have been potential matches.

We demonstrate the effectiveness of VICRegL by evaluating the learned representations on vision tasks such as image classification on ImageNet and semantic segmentation on various datasets. Our evaluation is (mostly) done in the setting where the backbone learned by VICRegL is frozen, with only a linear classification or segmentation head tuned to the task at hand. We believe that this setting is a much better evaluation metric than the commonly used fine-tuning benchmarks, as the performance can not be attributed to the use of a complex head, or to the availability of the ground truth masks. Our results show that learning local features, in addition to global features, does not hurt the classification performance, but significantly improves segmentation accuracy. On the Pascal VOC linear frozen semantic segmentation task, VICRegL achieves **55.9** mIoU with a ResNet-50 backbone, which is a **+8.1** mIoU improvement over VICReg, and **67.5** mIoU with a ConvNeXt-S backbone, which is a **+6.6** mIoU improvement.

## 2 Related work

**Global features.** Most recent methods for global feature learning are based on a joint embedding architecture that learns representations that are invariant to various views. These methods differ in the way collapsing solutions are avoided. Contrastive methods [Hjelm et al., 2019, Chen et al., 2020a, He et al., 2020, Chen et al., 2020b, Mitrovic et al., 2021, Dwibedi et al., 2021, Chen et al., 2021, Tomasev et al., 2022] uses negative samples to push dissimilar samples apart from each other. Clustering methods [Caron et al., 2018, 2020, 2021] ensure a balanced partition of the samples within a set of clusters. Non-contrastive methods, which are dual to contrastive ones [Garrido et al., 2022], rely on maintaining the informational content of the representations by either explicit regularization [Zbontar et al., 2021, Bardes et al., 2022] or architectural design [Chen and He, 2020, Grill et al., 2020, Richemond et al., 2020, Lee et al., 2021]. Finally, the best performing methods today are based on vision transformers [Caron et al., 2021, Chen et al., 2021, Li et al., 2022, Zhou et al., 2022a,b] and deliver strong results in both downstream classification and segmentation tasks.

**Local features.** In opposition to global methods, local one focus on explicitly learning a set of local features that describe small parts of the image, which global methods do implicitly [Chen et al., 2022], and are therefore better suited for segmentation tasks. Indeed these methods commonly only evaluate on segmentation benchmarks. A contrastive loss function can be applied directly: (1) at the pixel level [Xie et al., 2021], which forces consistency between pixels at similar locations; (2) at the feature map level [Wang et al., 2021], which forces consistency between groups of pixels; (3) at the image region level [Xiao et al., 2021], which forces consistency between large regions that overlap in different views of an image. Similar to [Wang et al., 2021], our method VICRegL operates at the feature map level but with a more advanced matching criterion that takes into account the distance in

pixel space between the objects. Copy pasting a patch on a random background [Yang et al., 2021, Wang et al., 2022] has also shown to be effective for learning to localize an object without relying on spurious correlations with the background. Aggregating multiple images corresponding to several object instances into a single image can also help the localization task [Yang et al., 2022]. These approaches rely on carefully and handcrafted constructions of new images with modified background or with aggregation of semantic content from several other images, which is not satisfactory, while our method simply rely on the classical augmentations commonly used in self-supervised learning. The best current approaches consist in using the information from unsupervised segmentation masks, which can be computed as a pre-processing step [Hénaff et al., 2021] or computed online [Hénaff et al., 2022]. The feature vectors coming from the same region in the mask are pooled together and the resulting vectors are contrasted between each other with a contrastive loss function. These approaches explicitly construct semantic segmentation masks using k-means for every input image, which is computationally not efficient, and is a strong inductive bias in the architecture. Our method does not rely on these masks and therefore learns less specialized features.

### 3 Method

**Background.** VICReg was introduced as a self-supervised method for learning image representations that avoid the collapse problem by design. Its loss function is composed of three terms: a *variance* term, that preserves the variance of the embeddings, and consists in a hinge loss function on the standard deviation, on each component of the vectors individually and along the batch dimension; an *invariance* term, which is simply an  $l^2$  distance between the embeddings from the two branches of a siamese architecture; and finally a *covariance* term, that decorrelates the different dimensions of the embeddings, by bringing to 0 the off-diagonal coefficients of the empirical covariance matrix of the embeddings.

For completeness, we describe how the VICReg framework works [Bardes et al., 2022]. A seed image  $I$  is first sampled in the unlabelled training dataset. Two views  $x$  and  $x'$  are obtained by a rectangular crop at random locations in  $I$ , rescaling them to a fixed size  $(R, S)$  and applying various color jitters with random parameters. The views are fed to an encoder  $f_\theta : \mathbb{R}^{C \times R \times S} \rightarrow \mathbb{R}^C$  producing their *representations*  $y = f_\theta(x)$  and  $y' = f_\theta(x') \in \mathbb{R}^C$ , which are mapped by an expander  $h_\phi : \mathbb{R}^C \rightarrow \mathbb{R}^D$  onto the *embeddings*  $z = h_\phi(y)$  and  $z' = h_\phi(y') \in \mathbb{R}^D$ . The VICReg loss function is defined as follows:

$$\ell(z, z') = \lambda s(z, z') + \mu[v(z) + v(z')] + \nu[c(z) + c(z')], \quad (1)$$

where  $s$ ,  $v$  and  $c$  are the invariance, variance and covariance terms as described in [Bardes et al., 2022], and  $\lambda$ ,  $\mu$  and  $\nu$  are scalar coefficients weighting the terms.

#### 3.1 VICRegL: feature vectors matching

When the encoder  $f_\theta$  is a convolutional neural network, the final representations are obtained by performing an average pooling operation  $\oplus : \mathbb{R}^{C \times H \times W} \rightarrow \mathbb{R}^C$  on the output feature maps, with  $C$  the number of channels and  $(H, W)$  the spatial dimensions. We now denote the pooled representations  $y_\oplus$  and  $y'_\oplus \in \mathbb{R}^C$  and the unpooled representations  $y$  and  $y' \in \mathbb{R}^{C \times H \times W}$ . We denote  $y_{i,j}$  and  $y'_{i,j} \in \mathbb{R}^C$  the feature vectors at position  $(i, j)$  in their corresponding feature maps. The main idea is to apply the VICReg criterion between pairs of feature vectors from  $y$  and  $y'$ , by matching an element of  $y$  to one from  $y'$ , using spatial and  $l^2$ -distance based information. We introduce a local projector network  $h_\phi^l : \mathbb{R}^{C \times H \times W} \rightarrow \mathbb{R}^{D \times H \times W}$ , that embed the feature maps  $y$  and  $y' \in \mathbb{R}^{C \times H \times W}$  onto feature maps embeddings  $z = h_\phi^l(y)$  and  $z' = h_\phi^l(y') \in \mathbb{R}^{D \times H \times W}$ . The standard expander of VICReg is now the global expander  $h_\psi^g : \mathbb{R}^C \rightarrow \mathbb{R}^D$ , which maps the pooled representations  $y_\oplus$  and  $y'_\oplus \in \mathbb{R}^C$  to the embeddings  $z_\oplus = h_\psi^g(z_\oplus)$  and  $z'_\oplus = h_\psi^g(z'_\oplus) \in \mathbb{R}^D$ . We describe now how we perform the matching, and introduce our loss functions.

**Location-based matching.** In order to take into account the transformation that occurs between the views  $x$  and  $x'$  of an image  $I$ , and thus matching features from similar locations, we compute the absolute position in  $I$  that corresponds to the coordinate of each feature vector in its feature map. Each feature vector  $z_p$  at position  $p$  in the feature map is matched to its spatial nearest neighbor according to the absolute position in  $I$ , and among the  $H \times W$  resulting pairs, only the top- $\gamma$  pairs

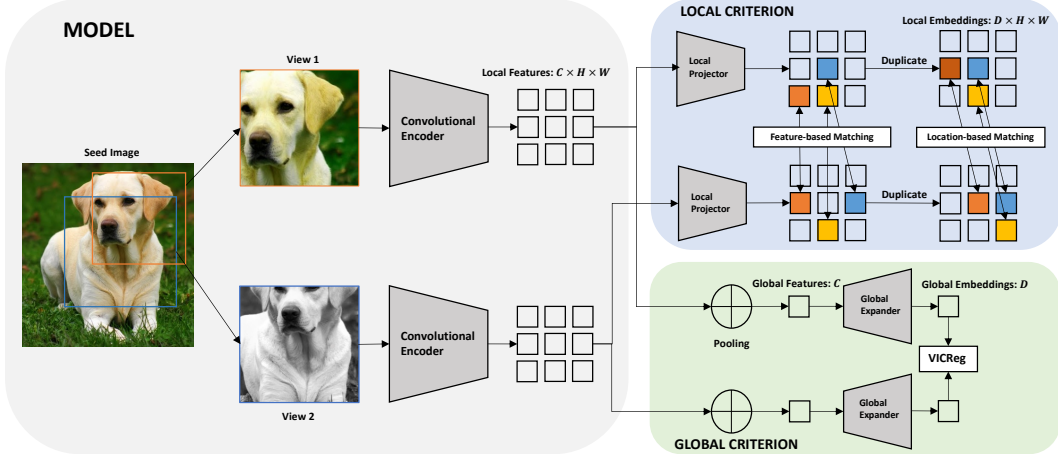


Figure 1: **Overview of VICRegL: Learning local and global features with VICReg.** Given a seed image, two views are produced and fed to an encoder that produces local features. The features are further processed by a local projector that embed them into a smaller space, without destroying the localization information. Two matchings, one based on the spatial information provided by the transformation between the views, the other one based on the  $l^2$ -distance in the embedding space are computed, and the VICReg criterion is then applied between matched spatial embeddings. Additionally, the local features from the encoder are pooled together, and the pooled features are fed to a global expander. The VICReg criterion is finally applied between the two resulting embeddings.

are kept. The location-based matching loss function is defined as follows:

$$\mathcal{L}_s(z, z') = \sum_{p \in P} l(z_p, z'_{\text{NN}(p)}), \quad (2)$$

where the sum is over coordinates  $p$  in  $P = \{(h, w) \mid (h, w) \in [1, \dots, H] \times [1, \dots, W]\}$  the set of all coordinates in the feature map, and  $\text{NN}(p)$  denotes the (spatially) closest coordinate  $p'$  to  $p$  according to the actual distance in the seed image.

**Feature-based matching.** In addition to matching features that are close in terms of location in the original image, we match features that are close in the embedding space. Each feature vector  $z_p$  at position  $p$  is matched to its nearest neighbor in  $z'$  according to the  $l^2$  distance in the embedding space, and among the  $H \times W$  resulting pairs, only the top- $\gamma$  pairs are kept. The feature-based matching loss function is defined as follows:

$$\mathcal{L}_d(z, z') = \sum_{p \in P} l(z_p, \text{NN}'(z_p)), \quad (3)$$

where the sum is over coordinates  $p$  in  $P$  and  $\text{NN}'(z_p)$  denotes the closest feature vector to  $z_p$  in the feature maps  $z'$ , in terms of the  $l^2$ -distance. Similar to the location-based loss function, the feature-based loss function enforces invariance on a local scale, but between vectors that are close in the embedding space, and not necessarily pooled from the same location in the seed image. The purpose of this loss function is mainly to capture long-range interactions not captured by the location-based matching.

The general idea of top- $\gamma$  filtering is to eliminate the mismatched pairs of feature vectors that are too far away in the image for the location-based matching, and that therefore probably do not represent the same objects, but most importantly that are probably mismatched for the feature-based matching, especially at the beginning of the training when the network matches feature vectors representing different objects or textures. Sometime, two views don't or barely overlap, for the feature-based matching this is not an issue, as the purpose of this matching is to capture long-range interactions not captured by location-based matching. For the location-based matching, given the parameters we use to generate the views (each view covers between 8% and 100% of the image, chosen uniformly), the probability for the views to not overlap is small, and even in that case matching the closest points between the views does not degrade the final performance. Indeed, we have tried to use a variable

number of matches and a threshold value used to compute the matches, which did not improve the performance compared to using a fixed number of matches. In practice, there are with high probability always good local features to match as the views have a low probability of not overlapping, and this explains why always matching the top- $\gamma$  pairs, compared to introducing a threshold value at which the pair is considered a match, does not degrade the performance.

Our final loss function is a combination of the location-based and feature-based loss functions, which form the local criterion, with in addition a standard VICReg loss function applied on the pooled representations, which is the global criterion. Both location and feature-based loss functions are symmetrized, because for both, the search for the best match is not a symmetric operation. Our final loss function is described as follows:

$$\mathcal{L}(z, z') = \alpha \ell(z_{\oplus}, z'_{\oplus}) + (1 - \alpha) \{ \mathcal{L}_s(z, z') + \mathcal{L}_s(z', z) + \mathcal{L}_d(z, z') + \mathcal{L}_d(z', z) \}, \quad (4)$$

where  $\alpha$  is an hyper-parameter controlling the importance one wants to put on learning global rather than local features. We study later in Section 4.2 the influence of  $\alpha$  on the downstream performance, and show that there exists a trade-off such that the learned representations contain local and global information at the same time, and therefore transfer well on both image classification and segmentation tasks.

### 3.2 VICRegL with the ConvNeXt backbone

The feature matching procedure is designed to work with any kind of convolutional neural network. In the experimental section, we provide results with a standard ResNet-50 backbone. However, one can considerably improve the performance on downstream tasks by using a more sophisticated backbone. We propose to use the recently introduced ConvNeXt architecture [Liu et al., 2022], that is very similar to the ResNet one, but with many simple modifications to the original architecture, which make it work as well as modern vision transformers. To the best of our knowledge, this is the first time ConvNeXts have been used in self-supervised learning, and our work shows that convolutional neural networks are still able to deliver state-of-the-art performances in most standard self-supervised learning benchmarks. In order to make the performance competitive with recent approaches, we use the multi-crop strategy introduced in [Caron et al., 2020]. Surprisingly, we found that the combination of multi-crop with encoders from the ResNet family and the VICReg criterion is extremely difficult to optimize, and haven't been able to make it work properly. However, multi-crop shows very good results when combined with ConvNeXts. Our intuitive explanation is based on a study of the optimal batch size. The VICReg criterion regularizes the empirical covariance matrix of the embeddings, computed using the current batch, and we hypothesize that there is a link between the size of the batch, and the dimensionality of the representations. VICReg combined with a ResNet-50 has shown to have an optimal batch size of 2048, which is exactly the dimensionality of the representations of a ResNet-50. We found that the optimal batch size when working with ConvNeXts is 512 which is much smaller, and correlates with the fact that ConvNeXts also have smaller representations (768 for ConvNeXt-S and 1024 for ConvNeXt-B). The optimal batch size might therefore be close to the dimensionality of the representations. Now, the multi-crop strategy artificially increases the size of the batch, which is much easier to handle when the size of the batch before multi-crop is small. Indeed the effective batch size otherwise becomes too large, which causes optimization issues.

We now describe how the matching loss functions are adapted in order to work with multi-crop. Instead of generating only two views of the seed image,  $N$  views (2 large, and  $N - 2$  small), resized to two different resolutions are generated, and further encoded into the feature maps embeddings  $z^1$  and  $z^2$  for large views, and  $\{z^n\}_{n=3}^N$  for small views. The spatial matching loss function is then defined as follows:

$$\mathcal{L}_s(\{z^n\}_{n=1}^N) = \sum_{m=1}^2 \sum_{n \neq m}^N \left\{ \sum_{p \in P} l(z_p^m, z_{\text{NN}(p)}^n) + \sum_{p \in P} l(z_p^n, z_{\text{NN}(p)}^m) \right\}, \quad (5)$$

where only the top- $\gamma_1$  and top- $\gamma_2$  pairs of feature vectors of large and small views respectively are kept in the computation of the loss. The feature-based loss function, and the global criterion are adapted in a very similar way, one large view is matched to the other large views and to the small views, and the final loss function is defined as follows:

$$\mathcal{L}(\{z^n\}_{n=1}^N) = \alpha \ell(\{z_{\oplus}^n\}_{n=1}^N) + (1 - \alpha) \{ \mathcal{L}_s(\{z^n\}_{n=1}^N) + \mathcal{L}_d(\{z^n\}_{n=1}^N) \}. \quad (6)$$

Table 1: **Comparison of various global and local self-supervised learning methods on different linear evaluation benchmarks.** Evaluation of the features learned from a ResNet-50 backbone trained with different methods on: (1) linear classification accuracy (%) (frozen) on the validation set of ImageNet (2) Linear segmentation (mIoU) (frozen and fine-tuning) on Pascal VOC, (3) Linear segmentation (mIoU) (frozen) on Cityscapes.  $\alpha$  is the weight of Eq. (4) balancing the importance given to the global criterion, compared to the local criterion. The best result for each benchmark is **bold font**. VICRegL consistently improves the linear segmentation mIoU over the VICReg baseline, which shows that introducing a local criterion is beneficial for a localized understanding of the image.

Method	Epochs	Linear Cls. (%)		Linear Seg. (mIoU)		
		ImageNet Frozen	ImageNet Frozen	Pascal VOC Frozen	Pascal VOC Fine-Tuned	Cityscapes Frozen
<i>Global features</i>						
MoCo v2 [Chen et al., 2020b]	200	67.5	35.6	64.8	14.3	
SimCLR [Chen et al., 2020a]	400	68.2	45.9	65.4	17.9	
BYOL [Grill et al., 2020]	300	<b>72.3</b>	47.1	65.7	22.6	
VICReg [Bardes et al., 2022]	300	71.5	47.8	65.5	23.5	
<i>Local features</i>						
PixPro [Xie et al., 2021]	400	60.6	52.8	67.5	22.6	
DenseCL [Wang et al., 2021]	200	65.0	45.3	66.8	11.2	
DetCon [Hénaff et al., 2021]	1000	66.3	53.6	67.4	16.2	
InsLoc [Yang et al., 2022]	400	45.0	24.1	64.4	7.0	
CP <sup>2</sup> [Wang et al., 2022]	820	53.1	21.7	65.2	8.4	
ReSim [Xiao et al., 2021]	400	59.5	51.9	67.3	12.3	
<i>Ours</i>						
VICRegL $\alpha = 0.9$	300	71.2	54.0	66.6	25.1	
VICRegL $\alpha = 0.75$	300	70.4	<b>55.9</b>	<b>67.6</b>	<b>25.2</b>	

### 3.3 Implementation details

We provide here the implementation details necessary to reproduce the results obtained with our best ResNet-50 and ConvNeXts models. All the models are pretrained on the 1000-class unlabelled ImageNet dataset. Most hyper-parameters are kept unchanged compared to the implementation provided by [Bardes et al., 2022], the VICReg loss variance, invariance and covariance coefficients are set to 25, 25 and 1. The global expander is a 3-layers fully-connected network with dimensions (2048-8192-8192-8192). The local projector is much smaller, due to memory limitations, and has dimensions (2048-512-512-512). With the ResNet-50 backbone, we train our models on 32 Nvidia Tesla V100-32Gb GPUs, with the LARS optimizer [You et al., 2017, Goyal et al., 2017], a weight decay of  $10^{-6}$ , a batch size of 2048 and a learning rate of 0.1. The learning rate follows a cosine decay schedule [Loshchilov and Hutter, 2017], starting from 0 with 10 warmup epochs and with final value of 0.002. The number of selected best matches  $\gamma$  of Eq. (2) and (3) is set to 20. With ConvNeXts backbones, we noticed that much smaller batch sizes actually improve the performance, we therefore train our ConvNeXt-S models on 8 Nvidia Tesla V100-32Gb GPUs, with the AdamW optimizer [Loshchilov and Hutter, 2019], a weight decay of  $10^{-6}$ , a batch size of 384 and a learning rate of 0.001, and our ConvNeXt-B models on 16 Nvidia Tesla V100-32Gb GPUs with a batch size of 572 and the same other hyper-parameters. The learning rate follows a cosine decay schedule, starting from 0 with 10 warmup epochs and with final value of 0.00001. The number of selected best matches  $\gamma_1$  and  $\gamma_2$  of Eq. (5) are set to 20 for feature maps from large views and 4 for feature maps from small views.

## 4 Experimental Results

In this section, we evaluate the representations obtained after pretraining VICRegL with a ResNet-50, and ConvNeXt backbones [Liu et al., 2022] of various size, on linear classification on ImageNet-1k [Deng et al., 2009], and linear semantic segmentation on Pascal VOC [Everingham et al., 2010], Cityscapes [Cordts et al., 2016] and ADE20k [Zhou et al., 2019]. We demonstrate that VICRegL strongly improves on segmentation results over VICReg while preserving the classification perfor-

Table 2: **Comparison of various *global* and *local* self-supervised learning methods on different linear evaluation benchmarks.** Evaluation of the features learned from ConvNeXt and ViT backbones trained with different methods on: (1) linear classification accuracy (%) (frozen) on the validation set of ImageNet (2) Linear segmentation (mIoU) (frozen and fine-tuning) on Pascal VOC, (3) Linear segmentation (mIoU) (frozen) on ADE20k.  $\alpha$  is the weight of Eq. (4) balancing the importance given to the global criterion, compared to the local criterion. The best result for each benchmark is **bold font**. † denotes pretraining on ImageNet-22k.

Method	Backbone	Params	Epochs	Linear Cls. (%)		Linear Seg. (mIoU)	
				ImageNet	Pascal VOC	Frozen	FT
<i>Global features</i>							
MoCo v3 [Chen et al., 2021]	ViT-S	21M	300	73.2	57.1	75.9	23.7
DINO [Caron et al., 2021]	ViT-S	21M	400	77.0	65.2	79.5	30.5
IBOT [Zhou et al., 2022a]	ViT-S	21M	400	77.9	68.2	79.9	33.2
VICReg [Bardes et al., 2022]	CNX-S	50M	400	76.2	60.1	77.8	28.6
MoCo v3	ViT-B	85M	300	76.7	64.8	78.9	28.7
DINO	ViT-B	85M	400	78.2	70.1	82.0	34.5
IBOT [Zhou et al., 2022a]	ViT-B	85M	400	<b>79.5</b>	73.0	82.4	38.3
MAE [He et al., 2022]	ViT-B	85M	400	68.0	59.6	82.4	27.0
VICReg	CNX-B	85M	400	77.6	67.2	81.1	32.7
<i>Local features</i>							
CP <sup>2</sup> [Wang et al., 2022]	ViT-S	21M	320	62.8	63.5	79.6	25.3
<i>Ours</i>							
VICRegL $\alpha = 0.9$	CNX-S	50M	400	75.9	66.7	80.0	30.8
VICRegL $\alpha = 0.75$	CNX-S	50M	400	74.6	67.5	80.6	31.2
VICRegL $\alpha = 0.9$	CNX-B	85M	400	77.1	69.3	81.2	33.5
VICRegL $\alpha = 0.75$	CNX-B	85M	400	76.3	70.4	82.5	35.3
VICRegL $\alpha = 0.75^\dagger$	CNX-XL	350M	150	79.4	<b>78.7</b>	<b>84.1</b>	<b>43.2</b>

mance, and is competitive with other local and global self-supervised learning methods. We choose the linear evaluation with frozen weights as our main evaluation metrics, as we believe it is a much better way of evaluating the learned representations. Indeed, the performance can not be attributed to the use of a complex segmentation head, or to the availability of the ground truth masks, and contrary to the frozen setting, the fine-tuning setting measures whether the relevant information is present in the representation, but does not measure if the information is easily extractable from it. We perform the linear evaluation using the protocol introduced by [Zhou et al., 2022a], where the learned feature maps are fed to a linear classifier that outputs a vector with the same size as the number of target classes in the dataset, and is then upsampled to the resolution of the image to produce the predicted mask. The results are averaged over 3 runs with randomly initialized parameters and we found that the difference in performance between worse and best runs is always lower than 0.2%.

#### 4.1 Comparison with prior work

**ResNet-50 backbone.** Table 1 presents our results against several other global and local self-supervised learning methods, all pretrained with a ResNet-50 backbone [He et al., 2016]. The main observation we make is the improvement of VICRegL over VICReg on linear segmentation. On Pascal VOC, when the weights of the backbone are frozen, VICRegL  $\alpha = 0.9$  improves by **+6.2** mIoU while only losing 0.3% classification accuracy, and VICRegL  $\alpha = 0.75$  improves by **+8.1** mIoU. On fine-tuning the improvement is less significant, which we attribute to the non-informative nature of fine-tuning benchmarks. Indeed, some methods like InsLoc and CP<sup>2</sup> that seem competitive on fine-tuning significantly underperform in the frozen regime, which shows that the actual performance of these methods can be attributed to the fact that the weights of the backbone benefit from the availability of the labels during the fine-tuning phase. On Cityscapes, which is much harder, most methods do not perform very well in the linear frozen regime, which sets a new challenge for self-supervised learning of local features. VICRegL outperforms the VICReg baseline by **+1.7** mIoU, as well as every other local features methods by a significant margin. The second observation we make is the robustness of VICRegL in classification, which indicates that it learns both local and



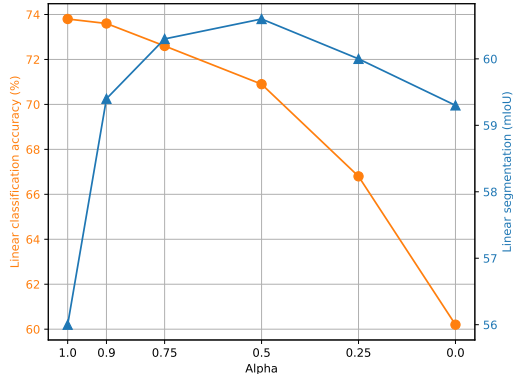


Figure 2: **Study of the trade-off between local and global criteria.** Evaluation on linear classification on ImageNet and on linear Segmentation on Pascal VOC of VICRegL pretrained with various  $\alpha$  coefficients of Eq. (4), controlling the importance of the global criterion against the local criterion.

Table 3: **Ablation: matching criterion.** Comparison between using the feature-based matching loss ( $\mathcal{L}_d$ ), the location-based matching loss ( $\mathcal{L}_s$ ), none of the two (Baseline), or both at the same time.

Method	Cls. (%)	Seg. (mIoU)
Baseline	<b>73.8</b>	56.0
$\mathcal{L}_s$	73.5	58.9
$\mathcal{L}_d$	73.6	57.7
$\mathcal{L}_s-\mathcal{L}_d$	73.6	<b>60.3</b>




Figure 3: **Selected matches:** visualization of the locations of the best local matches selected by VICRegL. Left image is the seed image, with in red and blue the crop locations for the two views. Left column are the feature-based matches. Right column are the location-based matches. Only 10 matches are visualized for better clarity, but the actual number of selected matches is 20. We display the matches according to the location of the feature vectors in the feature maps. Note that the receptive field of these feature vectors is much larger than only the patch represented by one square of the grid in the figure. Best viewed in color with **zoom**.

global features at the same time. The performance of most local methods is greatly impacted on classification where they all perform around 10 to 20% below global methods. Global methods on the contrary are efficient for classification but underperform in segmentation compared to VICRegL.

**ConvNeXt backbone.** Table 2 presents our results when pretraining with ConvNeXts backbones against several other global and local self-supervised learning methods pretrained with vision transformers [Dosovitskiy et al., 2021]. Similar to our experiments with a ResNet-50 backbone, the main observation we make is the improvement on segmentation tasks provided by the introduction of the local criterion. With a ConvNeXt-S backbone, in the linear frozen regime, VICRegL  $\alpha = 0.9$  improves over VICReg by **+6.6** mIoU on the Pascal VOC, and by **+2.2** mIoU on the ADE20K, while preserving most of the classification accuracy. VICRegL  $\alpha = 0.75$  further improves by **+7.4** mIoU and **+3.6** over VICReg on these two benchmarks respectively. With a ConvNeXt-B backbone, the performance improvement remain consistent over VICReg, and VICRegL  $\alpha = 0.75$  is competitive with other strong methods such as DINO and IBOT. The improvement also remain consistent in linear fine-tuning where VICRegL also achieves a strong performance. Finally, we report the performance of a much larger ConvNeXt-XL backbone, pretrained in ImageNet-22k, which is significantly improved on segmentation tasks and set a new state-of-the art in linear segmentation. Our results highlight the trade-off between classification and segmentation performance, which can be controlled by the weight given to the local criterion.

## 4.2 Ablations

For all the experiments done in this section, unless specified otherwise, we pretrain a ConvNeXt-S on ImageNet over 100 epochs, with the hyper-parameters described in Section 3.3, and report both the linear classification accuracy on ImageNet, and the linear frozen segmentation mIoU on Pascal VOC.

Table 4: **Ablation: SSL criterion.** Introducing our local criterion with VICReg gives a stronger improvement compared to SimCLR, which is contrastive. (ResNet-50, 300 epochs)

Method	Cls. (%)	Seg. (mIoU)
VICReg	<b>71.1</b>	47.8
VICRegL	70.4	<b>55.9</b>
SimCLR	67.5	45.9
SimCLR-L	66.6	51.3

Table 5: **Ablation: impact of multi-crop.** Introducing our local criterion yields an improved performance with or without the usage of multi-crop.

Method	Multi-crop	Cls. (%)	Seg. (mIoU)
VICReg		70.1	52.9
VICRegL		69.9	57.8
VICReg	✓	<b>73.9</b>	54.4
VICRegL	✓	73.6	<b>60.3</b>

Table 6: **Ablation: number of selected matches.** The large feature maps are of size  $7 \times 7$  and the small ones are of size  $3 \times 3$ . There are therefore a total number of 49 large and 9 small feature vectors and as many possible matches, and only the top- $\gamma_1$  large and top- $\gamma_2$  small are kept.

$\gamma_1$	$\gamma_2$	Cls. (%)	Seg. (mIoU)
10	2	73.4	59.2
20	4	<b>73.6</b>	<b>60.3</b>
49	9	73.5	59.6

Table 7: **Ablation: VICReg local criterion.** The collapse problem is automatically prevented with the global criterion. We study here how regularizing the local feature vectors influence the performance. V: variance criterion is used, I: invariance criterion is used, C: covariance criterion is used.

Criterion	Cls. (%)	Seg. (mIoU)
I	73.4	59.0
VI	73.3	58.2
VIC	<b>73.6</b>	<b>60.3</b>

**Trade-off between the local and global criterion.** The parameter  $\alpha$  of Eq. (4) controls the importance that is given to the global criterion, compared to the local criterion. Figure 2 shows that there exists a fundamental trade-off between the ability of a model to learn global visual features, as opposed to learning local features. In the case  $\alpha = 1.0$ , which is simply VICReg, the model is very efficient at producing global representations of the image, as demonstrated by the performance of 73.9% in classification accuracy. When  $\alpha < 1$ , which introduces the local criterion, the performance in segmentation is greatly increased, by **+3.4** mIoU when  $\alpha = 0.9$ , **+4.3** mIoU when  $\alpha = 0.75$  and **+4.6** mIoU when the local and global criteria are weighted equally. At the same time, the classification accuracy only drops by respectively 0.2%, 1.2% and 2.9%. This highlights the existence of a sweet spot, where the model is strongly performing at both classification and segmentation, which indicates that it has learned both meaningful local and global features. When  $\alpha$  decreases too much, the model starts to lose its performance in both tasks, which shows that having a global understanding of the image is necessary, even for localized tasks.

**Study of the importance between feature-based and location-based local criteria.** VICRegL matches feature vectors according to a location-based criterion  $\mathcal{L}_s$  of Eq. (2) and a feature-based criterion  $\mathcal{L}_d$  of Eq. (3). Table 3 study the importance of these criterion. Baseline in the table means that no local criterion is used, and is simply VICReg. The location-based criterion gives the best improvement by **+2.9** mIoU over the baseline, compared to only **+1.7** mIoU for the feature-based criterion, but it is the combination of the two that significantly improves over the baseline by **+4.3** mIoU, which shows that using both the learned distance in the embedding space in combination with the actual distance in the pixel space produces local features with the best quality. In all cases, the classification accuracy is not affected, which is expected as the local criterion has little effect on the quality of the global features, and therefore on the downstream classification accuracy.

**Study of the number of matches.** We study here the influence of changing the number of selected best matches  $\gamma_1$  and  $\gamma_2$  of Eq. (5), to keep for the computation of the local losses. For our experiments with multi-crop, the size of the feature maps is  $(2048 \times 7 \times 7)$  for the large crops and  $(2048 \times 3 \times 3)$  for the small crops. There are therefore in one branch of the siamese architecture 49 feature maps for large crops, and 9 for small crops. Tables 6 shows that there is a trade-off between keeping all the matches ( $\gamma_1 = 49$  and  $\gamma_2 = 9$ ), and keeping a small number of matches ( $\gamma_1 = 10$  and  $\gamma_2 = 2$ ), and that the best segmentation performance is obtained with an in-between number of matches, ( $\gamma_1 = 20$  and  $\gamma_2 = 4$ ), which improves by **+0.7** mIoU compared to keeping all the matches. Similar to the study on the influence of the local losses, the classification accuracy is not affected, as the local criterion does not improve or degrade the global features.

**Study of VICReg components for the local criterion.** The global criterion is sufficient for the vectors to not collapse to trivial solutions. We therefore investigate if introducing the variance (V) and

covariance (C) criterion, in addition to the invariance (I) criterion, applied by the local loss functions on the feature vectors, is useful or not. Table 7 shows that these regularization criteria are actually helping the performance, introducing the variance criterion improves on segmentation by **+0.8** mIoU, and additionally adding the covariance criterion further improves the performance by **+1.3** mIoU over the baseline. Similar to other ablations on the local loss functions, the classification accuracy is not significantly impacted.

**Study of a different collapse prevention method.** Our collapse-prevention mechanism is the variance and covariance regularization of VICReg, which is a non-contrastive criterion that therefore does not contrast negatively on potential positive matchings. We study however the incorporation of our local criterion with a contrastive criterion, SimCLR [Chen et al., 2020a]. We simply replace VICReg by SimCLR in Eq. (2) and Eq. (3) and refer this new method as SimCLR-L. Table 4 reports the performance, and we observe that although there is a gap in performance between regular SimCLR and VICReg, the additional benefit provided by the local criterion is much stronger with VICReg.

**Impact of multi-crop.** We study the impact of using the multi-crop strategy for the data augmentation, by comparing VICReg to VICRegL. Table 5 reports our results. Whether multi-crop is used or not, introducing the local criterion always improve significantly the segmentation results, while preserving again most of the classification performance.

### 4.3 Visualization

We provide in Figure 3, a visualization of the pairs of matched feature vectors selected by VICRegL. Right to the seed image, the left column shows the feature-based matches, and the right column shows the location-based matches. Each case in the the grid represents a position in the feature map, and a match between two feature vectors is represented by a yellow line. The receptive field of these feature vectors is larger than a single case in the grid, and actually spans the entire image, but we observe that the embedding space is shaped such that the feature-based matching is coherent regarding the semantic content at a position in the image where a feature vector is pooled. A feature vector that is located at a position corresponding to a texture representing "sky" or "grass" in one view is matched to another one on the other view located at a position corresponding to a similar "sky" or "grass" texture. Additional visualizations are available in Appendix B.

## 5 Conclusion

In this work, we introduced VICRegL, a method for learning both local and global visual features at the same time, by matching feature vectors with respect to their distance in the pixel space and in the embedding space. We show that introducing a local criterion significantly improves the performance on segmentation tasks, while preserving the classification accuracy. We also demonstrate that convolutional networks are competitive to vision transformers in self-supervised learning, by using the ConvNeXt backbone.

**Limitations and Future work.** Convolutional neural networks by design produce feature maps that have a receptive field that covers the entire image. It is not clear to which extent a feature vector at a given position in the feature maps actually contains mainly information about the objects located at the corresponding location in the input image. The learned tokens of a vision transformers are also good candidates for local features, and a detailed study of the actual local nature of both the feature vectors of a convolutional network and the tokens of a vision transformer, would provide useful insights for future directions of self-supervised learning of local features. Future work will also tackle the problem of learning hierarchical features, by applying a criterion not only at a local and a global scale, but also at multiple levels in the encoder network.

**Acknowledgement.** Jean Ponce was supported in part by the French government under management of Agence Nationale de la Recherche as part of the "Investissements d'avenir" program, reference ANR-19-P3IA-0001 (PRAIRIE 3IA Institute), the Louis Vuitton/ENS Chair in Artificial Intelligence and the Inria/NYU collaboration. Adrien Bardes was supported in part by a FAIR/Prairie CIFRE PhD Fellowship. The authors wish to thank Li Jing, Randall Balestrieri, Amir Bar, Grégoire Mialon, Jiachen Zhu, Quentin Garrido, Florian Bordes, Bobak Kiani, Surya Ganguli, Megi Dervichi, Yubei Chen, Mido Assran, Nicolas Ballas and Pascal Vincent for useful discussions.

## References

- A. Bardes, J. Ponce, and Y. LeCun. Vicreg: Variance-invariance-covariance regularization for self-supervised learning. In *ICLR*, 2022. 1, 2, 3, 6, 7, 16, 17
- M. Caron, P. Bojanowski, A. Joulin, and M. Douze. Deep clustering for unsupervised learning. In *ECCV*, 2018. 2
- M. Caron, I. Misra, J. Mairal, P. Goyal, P. Bojanowski, and A. Joulin. Unsupervised learning of visual features by contrasting cluster assignments. In *NeurIPS*, 2020. 1, 2, 5, 17
- M. Caron, H. Touvron, I. Misra, H. Jegou, and J. M. P. B. A. Joulin. Emerging properties in self-supervised vision transformers. In *ICCV*, 2021. 1, 2, 7
- T. Chen, S. Kornblith, M. Norouzi, and G. E. Hinton. A simple framework for contrastive learning of visual representations. In *ICML*, 2020a. 1, 2, 6, 10, 16
- X. Chen and K. He. Exploring simple siamese representation learning. In *CVPR*, 2020. 2
- X. Chen, H. Fan, R. Girshick, and K. He. Improved baselines with momentum contrastive learning. *arXiv preprint arXiv:2003.04297*, 2020b. 1, 2, 6, 16, 17
- X. Chen, S. Xie, and K. He. An empirical study of training self-supervised vision transformers. In *ICCV*, 2021. 1, 2, 7
- Y. Chen, A. Bardes, Z. Li, and Y. LeCun. Intra-instance vicreg: Bag of self-supervised image patch embedding. *arXiv preprint arXiv:2206.08954*, 2022. 2
- M. Contributors. MMSegmentation: Openmmlab semantic segmentation toolbox and benchmark. <https://github.com/open-mmlab/msegmentation>, 2020. 17
- M. Cordts, M. Omran, S. Ramos, T. Rehfeld, M. Enzweiler, R. Benenson, U. Franke, S. Roth, and B. Schiele. The cityscapes dataset for semantic urban scene understanding. In *CVPR*, 2016. 6
- J. Deng, W. Dong, R. Socher, L.-J. Li, K. Li, and L. Fei-Fei. Imagenet: A large-scale hierarchical image database. In *CVPR*, 2009. 6
- A. Dosovitskiy, L. Beyer, A. Kolesnikov, D. Weissenborn, X. Zhai, T. Unterthiner, M. Dehghani, M. Minderer, G. Heigold, S. Gelly, J. Uszkoreit, and N. Houlsby. An image is worth 16x16 words: Transformers for image recognition at scale. In *ICLR*, 2021. 8
- D. Dwibedi, Y. Aytar, J. Tompson, P. Sermanet, and A. Zisserman. With a little help from my friends: Nearest-neighbor contrastive learning of visual representations. In *ICCV*, 2021. 2
- A. El-Nouby, G. Izacard, H. Touvron, I. Laptev, H. Jegou, and E. Grave. Are large-scale datasets necessary for self-supervised pre-training? *arXiv preprint arXiv:2112.10740*, 2022. 1
- M. Everingham, L. V. Gool, J. W. Christopher K. I. Williams, and A. Zisserman. The pascal visual object classes (voc) challenge. *IJCV*, 2010. 6
- Q. Garrido, Y. Chen, A. Bardes, L. Najman, and Y. Lecun. On the duality between contrastive and non-contrastive self-supervised learning. *arXiv preprint arXiv:2206.02574*, 2022. 2
- P. Goyal, P. Dollár, R. Girshick, P. Noordhuis, L. Wesolowski, A. Kyrola, A. Tulloch, Y. Jia, and K. He. Accurate, large minibatch sgd: Training imagenet in 1 hour. *arXiv preprint arXiv:1706.02677*, 2017. 6
- J.-B. Grill, F. Strub, F. Altché, C. Tallec, P. H. Richemond, E. Buchatskaya, C. Doersch, B. A. Pires, Z. D. Guo, M. G. Azar, B. Piot, K. Kavukcuoglu, R. Munos, and M. Valko. Bootstrap your own latent: A new approach to self-supervised learning. In *NeurIPS*, 2020. 1, 2, 6, 16, 17
- K. He, X. Zhang, S. Ren, and J. Sun. Deep residual learning for image recognition. In *CVPR*, 2016. 7
- K. He, H. Fan, Y. Wu, S. Xie, and R. Girshick. Momentum contrast for unsupervised visual representation learning. In *CVPR*, 2020. 1, 2

- K. He, X. Chen, S. Xie, Y. Li, P. Doll, and R. Girshick. Masked autoencoders are scalable vision learners. In *CVPR*, 2022. 7
- R. D. Hjelm, A. Fedorov, S. Lavoie-Marchildon, K. Grewal, A. Trischler, and Y. Bengio. Learning deep representations by mutual information estimation and maximization. In *ICLR*, 2019. 2
- O. J. Hénaff, S. Koppula, J.-B. Alayrac, A. van den Oord, O. Vinyals, and J. Carreira. Efficient visual pretraining with contrastive detection. In *ICCV*, 2021. 1, 2, 3, 6, 16
- O. J. Hénaff, S. Koppula, E. Shelhamer, D. Zoran, A. Jaegle, A. Zisserman, J. Carreira, and R. Arandjelović. Object discovery and representation networks. *arXiv preprint arXiv:2103.10957*, 2022. 1, 2, 3
- K.-H. Lee, A. Arnab, S. Guadarrama, J. Canny, and I. Fischer. Compressive visual representations. In *NeurIPS*, 2021. 1, 2
- C. Li, J. Yang, P. Zhang, M. Gao, B. Xiao, X. Dai, L. Yuan, and J. Gao. Efficient self-supervised vision transformers for representation learning. In *ICLR*, 2022. 1, 2
- Z. Liu, H. Mao, C.-Y. Wu, C. Feichtenhofer, T. Darrell, and S. Xie. A convnet for the 2020s. In *CVPR*, 2022. 5, 6
- J. Long, E. Shelhamer, , and T. Darrell. Fully convolutional networks for semantic segmentation. In *CVPR*, 2015. 16
- I. Loshchilov and F. Hutter. Sgdr: stochastic gradient descent with warm restarts. In *ICLR*, 2017. 6
- I. Loshchilov and F. Hutter. Decoupled weight decay regularization. In *ICLR*, 2019. 6
- I. Misra and L. v. d. Maaten. Self-supervised learning of pretext-invariant representations. In *CVPR*, 2020. 1
- J. Mitrovic, B. McWilliams, J. Walker, L. Buesing, and C. Blundell. Representation learning via invariant causal mechanisms. In *ICLR*, 2021. 2
- S. Ren, K. He, R. Girshick, and J. Sun. Faster r-cnn: Towards real-time object detection with region proposal networks. In *NeurIPS*, 2015. 16, 17
- P. H. Richemond, J.-B. Grill, F. Althé, C. Tallec, F. Strub, A. Brock, S. Smith, S. De, R. Pascanu, B. Piot, and M. Valko. Byol works even without batch statistics. *arXiv preprint arXiv:2010.10241*, 2020. 2
- N. Tomasev, I. Bica, B. McWilliams, L. Buesing, R. Pascanu, C. Blundell, and J. Mitrovic. Pushing the limits of self-supervised resnets: Can we outperform supervised learning without labels on imagenet? *arXiv preprint arXiv:2201.05119*, 2022. 1, 2
- F. Wang, H. Wang, C. Wei, A. Yuille, and W. Shen. Cp2: Copy-paste contrastive pretraining for semantic segmentation. *arXiv preprint arXiv:2203.11709*, 2022. 3, 6, 7, 16
- X. Wang, R. Zhang, C. Shen, T. Kong, and L. Li. Dense contrastive learning for self-supervised visual pre-training. In *CVPR*, 2021. 2, 6, 16, 17
- T. Xiao, C. J. Reed, X. Wang, K. Keutzer, and T. Darrell. Region similarity representation learning. In *ICCV*, 2021. 2, 6, 16
- Z. Xie, Y. Lin, Z. Zhang, Y. Cao, S. Lin, and H. Hu. Propagate yourself: Exploring pixel-level consistency for unsupervised visual representation learning. In *CVPR*, 2021. 1, 2, 6, 16
- C. Yang, Z. Wu, B. Zhou, and S. Lin. Instance localization for self-supervised detection pretraining. In *CVPR*, 2021. 1, 3
- J. Yang, K. Zhang, Z. Cui, J. Su, J. Luo, and X. Wei. Incon: Instance consistency feature representation via self-supervised learning. *arXiv preprint arXiv:2203.07688*, 2022. 1, 3, 6, 16
- Y. You, I. Gitman, and B. Ginsburg. Large batch training of convolutional networks. *arXiv preprint arXiv:1708.03888*, 2017. 6

- J. Zbontar, L. Jing, I. Misra, Y. LeCun, and S. Deny. Barlow twins: Self-supervised learning via redundancy reduction. *arXiv preprint arxiv:2103.03230*, 2021. [1](#), [2](#), [17](#)
- B. Zhou, H. Zhao, X. Puig, T. Xiao, S. Fidler, A. Barriuso, and A. Torralba. Semantic understanding of scenes through the ade20k dataset. *IJCV*, 2019. [6](#)
- J. Zhou, C. Wei, H. Wang, W. Shen, C. Xie, A. Yuille, and T. Kong. ibot: Image bert pre-training with online tokenizer. In *ICLR*, 2022a. [1](#), [2](#), [7](#)
- P. Zhou, Y. Zhou, C. Si, W. Yu, T. K. Ng, and S. Yan. Mugs: A multi-granular self-supervised learning framework. *arXiv preprint arXiv:2203.14415*, 2022b. [2](#)

## Checklist

1. For all authors...
  - (a) Do the main claims made in the abstract and introduction accurately reflect the paper's contributions and scope? [\[Yes\]](#)
  - (b) Did you describe the limitations of your work? [\[Yes\]](#) See Section 5.
  - (c) Did you discuss any potential negative societal impacts of your work? [\[Yes\]](#) See Section 5.
  - (d) Have you read the ethics review guidelines and ensured that your paper conforms to them? [\[Yes\]](#)
2. If you are including theoretical results...
  - (a) Did you state the full set of assumptions of all theoretical results? [\[N/A\]](#)
  - (b) Did you include complete proofs of all theoretical results? [\[N/A\]](#)
3. If you ran experiments...
  - (a) Did you include the code, data, and instructions needed to reproduce the main experimental results (either in the supplemental material or as a URL)? [\[Yes\]](#) See zip archive in supplementary material.
  - (b) Did you specify all the training details (e.g., data splits, hyperparameters, how they were chosen)? [\[Yes\]](#) See Section 3.3.
  - (c) Did you report error bars (e.g., with respect to the random seed after running experiments multiple times)? [\[Yes\]](#) See Section 4.
  - (d) Did you include the total amount of compute and the type of resources used (e.g., type of GPUs, internal cluster, or cloud provider)? [\[Yes\]](#) See Section 3.3.
4. If you are using existing assets (e.g., code, data, models) or curating/releasing new assets...
  - (a) If your work uses existing assets, did you cite the creators? [\[Yes\]](#)
  - (b) Did you mention the license of the assets? [\[Yes\]](#) All softwares are open source and free to use and all datasets are free to use for research purposes.
  - (c) Did you include any new assets either in the supplemental material or as a URL? [\[Yes\]](#) Code associated with the main results in the paper.
  - (d) Did you discuss whether and how consent was obtained from people whose data you're using/curating? [\[N/A\]](#)
  - (e) Did you discuss whether the data you are using/curating contains personally identifiable information or offensive content? [\[N/A\]](#)
5. If you used crowdsourcing or conducted research with human subjects...
  - (a) Did you include the full text of instructions given to participants and screenshots, if applicable? [\[N/A\]](#)
  - (b) Did you describe any potential participant risks, with links to Institutional Review Board (IRB) approvals, if applicable? [\[N/A\]](#)
  - (c) Did you include the estimated hourly wage paid to participants and the total amount spent on participant compensation? [\[N/A\]](#)

---

**Algorithm 1: VICRegL pytorch pseudocode.**

---

```
1 # f: encoder network, lambda, mu, nu: coefficients of the invariance,
  # variance and covariance losses, N: batch size, D: dimension of the
  # representations, H: height of the feature maps, W: width of the feature
  # maps, alpha: coefficient weighting the global and local criteria
2 # mse_loss: Mean square error loss function, off_diagonal: off-diagonal
  # elements of a matrix, relu: ReLU activation function, l2_dist: l2-distance
  # between two vectors, avg_pool: average pooling, filter_best: filter to
  # only keep the gamma best matches
3
4 for x in loader: # load a batch with N samples
5     # two randomly augmented versions of x
6     x_a, x_b, pos_a, pos_b = augment(x)
7
8     # compute representations
9     map_a = f(x_a) # N x C x H x W
10    map_b = f(x_b) # N x C x H x W
11
12    # Loss computation
13    local_loss = local_criterion(map_a, map_b, pos_a, pos_b)
14    global_loss = vicreg(avg_pool(map_a), avg_pool(map_b))
15    loss = alpha * global_loss + (1 - alpha) * local_loss
16
17    # optimization step
18    loss.backward()
19    optimizer.step()
20
21 def local_criterion(map_a, map_b, pos_a, pos_b):
22     # Location-based loss function
23     map_a_nn = torch.zeros_like(map_a)
24     for h, w in H, W:
25         h', w' = argmin(l2_dist(pos_a[h, w], pos_b[h', w']))
26         map_a_nn[h, w] = map_b[h', w']
27
28     map_a_filtered, map_a_nn_filtered = filter_best(map_a, map_a_nn, gamma)
29     location_loss = vicreg(map_a_filtered, map_a_nn_filtered)
30
31     # Feature-based loss function
32     map_a_nn = torch.zeros_like(map_a)
33     for h, w in H, W:
34         h', w' = argmin(l2_dist(map_a[h, w], map_b[h', w']))
35         map_a_nn[h, w] = map_b[h', w']
36
37     map_a_filtered, map_a_nn_filtered = filter_best(map_a, map_a_nn, gamma)
38     feature_loss = vicreg(map_a_filtered, map_a_nn_filtered)
39
40     return location_loss + feature_loss
41
42 def vicreg(z_a, z_b):
43     # invariance loss
44     sim_loss = mse_loss(z_a, z_b)
45
46     # variance loss
47     std_z_a = torch.sqrt(z_a.var(dim=0) + 1e-04)
48     std_z_b = torch.sqrt(z_b.var(dim=0) + 1e-04)
49     std_loss = torch.mean(relu(1 - std_z_a)) + torch.mean(relu(1 - std_z_b))
50
51     # covariance loss
52     z_a = z_a - z_a.mean(dim=0)
53     z_b = z_b - z_b.mean(dim=0)
54     cov_z_a = (z_a.T @ z_a) / (N - 1)
55     cov_z_b = (z_b.T @ z_b) / (N - 1)
56     cov_loss = off_diagonal(cov_z_a).pow_(2).sum() / D
57     + off_diagonal(cov_z_b).pow_(2).sum() / D
58
59     return lambda * sim_loss + mu * std_loss + nu * cov_loss
```

---



Table 8: **Comparison of various *global* and *local* self-supervised learning methods on frozen and finetune evaluation with a non-linear FCN head.** Evaluation of the features learned from a ResNet-50 backbone pretrained with different methods on frozen and fine-tuning segmentation of a FCN head [Long et al., 2015] on Pascal VOC.  $\alpha$  is the weight of Eq. (4) balancing the importance given to the global criterion, compared to the local criterion. The best result for each benchmark is **bold font**.

Method	Epochs	FCN Seg. (mIoU)	
		Frozen	Fine-Tuned
<i>Global features</i>			
MoCo v2 [Chen et al., 2020b]	200	60.5	66.1
SimCLR [Chen et al., 2020a]	400	62.7	69.5
BYOL [Grill et al., 2020]	300	62.0	69.7
VICReg [Bardes et al., 2022]	300	58.9	65.8
<i>Local features</i>			
PixPro [Xie et al., 2021]	400	61.7	70.1
DenseCL [Wang et al., 2021]	200	63.8	69.4
DetCon [Hénaff et al., 2021]	1000	<b>66.1</b>	70.0
InsLoc [Yang et al., 2022]	400	58.1	69.2
CP <sup>2</sup> [Wang et al., 2022]	820	57.9	66.9
ReSim [Xiao et al., 2021]	400	62.7	70.3
<i>Ours</i>			
VICRegL $\alpha = 0.9$	300	62.3	68.5
VICRegL $\alpha = 0.75$	300	65.3	<b>70.4</b>

## A Additional results

**Evaluation with a non-linear head.** We report in Table 8 a comparison between various methods with a non-linear FCN head [Long et al., 2015] both in the frozen and the fine-tuning regime. VICRegL significantly outperforms the other methods except DetCon in the frozen regime, and all the methods in the fine-tuning regime. We observe that the performance gap between method is much closer with a non-linear head, compared to the linear head, which favors again the use of the linear head for downstream segmentation evaluation of self-supervised features.

**Evaluation on object detection.** Table 9 reports our results on detection downstream tasks. We follow DenseCL [Wang et al., 2021] and fine-tune a Faster R-CNN detector [Ren et al., 2015] (C4-backbone) on the Pascal VOC trainval07+12 set with standard 2x schedule and test on the VOC test2007 set (Fine-tune in the Table). Additionally, we provide results using our linear frozen benchmark, that we adapt to produce bounding boxes instead of segmentation heads (Linear frozen in the Table). With a ResNet-50 backbone, VICRegL offers better performance than other methods in the fine-tuning regime, and shines in the frozen regime with an improvement of **+3.7 AP** over VICReg and of **+2.6 AP** over DenseCL. With the ConvNeXt-B backbone, VICRegL outperforms concurrent methods using a ViT-B backbone by a significant margin.

**Semi-supervised evaluation.** Table 10 report our results on the semi-supervised evaluation benchmark proposed by [Wang et al., 2021]. We report APb on detection and APm on segmentation on COCO. VICRegL significantly outperforms the other methods on these benchmarks.

## B Additional visualizations

We provide in Figure 4 and Figure 5, additional visualizations that show the matches that VICRegL selects for its local criterion. In most examples, we see that the feature-based matching is able to match regions that are from very far away locations but that represents a similar concept. For example, the left ea. or leg of an animal is matched to its right ear; similar textures are matched; and when there is twice the same object in the image, both are matched together. Some matches seem not relevant, this is explained again by the fact that the feature vector attention span is larger than just the square represented in the figures, with convolution networks it is actually covering the entire image.

Table 9: **Comparison of various global and local self-supervised learning methods on frozen and finetune detection downstream evaluations.** Evaluation of the features learned from a ResNet-50 backbone trained with different methods on: (1) fine-tuning detection of a Faster-RCNN head [Ren et al., 2015] on Pascal VOC; (2) frozen detection with a linear head. The best result for each benchmark is **bold font**.

Method	Backbone	Fine-Tuned (AP)	Linear Det. (AP)
MoCo v2 [Chen et al., 2020b]	R50	57.0	41.3
VICReg [Bardes et al., 2022]	R50	57.4	41.9
DenseCL [Wang et al., 2021]	R50	58.7	43.0
VICRegL $\alpha = 0.75$	R50	59.5	45.6
Moco-v3 [Chen et al., 2020b]	ViT-B	69.8	54.1
VICReg [Bardes et al., 2022]	ViT-B	71.3	55.4
DINO [Wang et al., 2021]	ViT-B	74.5	58.4
VICRegL $\alpha = 0.75$	CNX-B	<b>75.4</b>	<b>59.0</b>

Table 10: **Comparison of various global and local self-supervised learning methods on frozen and finetune detection downstream evaluations.** Evaluation of the features learned from a ResNet-50 backbone trained with different methods on: (1) fine-tuning detection of a Faster-RCNN head [Ren et al., 2015] on Pascal VOC; (2) frozen detection with a linear head. The best result for each benchmark is **bold font**.

Method	Detection (APb)	Segmentation (APm)
MoCo v2 [Chen et al., 2020b]	23.8	20.9
VICReg [Bardes et al., 2022]	24.0	20.9
DenseCL [Wang et al., 2021]	24.8	21.8
VICRegL $\alpha = 0.75$	<b>25.7</b>	<b>22.6</b>

## C Method details

We give more details on how the corresponding location in the seed image of a feature vector is computed. Given a feature map  $y \in \mathbb{R}^{C \times H \times W}$  containing  $H \times W$  feature vectors of dimension  $C$ , we start with a matrix  $A$  of size  $H \times W$ , where the coefficient at position  $(i, j)$  in  $A$  is the coordinate of the center of a rectangle at position  $(i, j)$  in a  $H \times W$  grid of rectangles of identical width and height, such that the size of the grid is similar to the size of the crop  $x$  made in the original image  $I$ . From  $A$  which contains relative coordinates regarding the upper left corner of the crop  $x$  corresponding to  $y$ , we compute the position matrix  $P$  of same size which contains the corresponding absolute coordinates regarding the upper left corner of  $I$ . If  $x$  is an horizontally flipped version of  $I$ , we permute the values in  $P$  accordingly. The matrix  $P$  can then be used for the nearest neighbors search in the spatial loss function of Eq. (2).

## D Evaluation details

We use our own scripts for the linear evaluations and the mmsegmentation library [Contributors, 2020] for all our segmentation evaluations. For most methods used in our comparison of Table 1 and 2, the linear classification and segmentation results are not always available. We therefore download available pretrained models from the official repository of each method respectively, and perform the evaluations ourselves by sweeping extensively over hyper-parameters, in particular the learning rate, for each model and each downstream task.

### D.1 Linear Evaluation

We follow common practice and use the same procedure as most recent methods [Caron et al., 2020, Grill et al., 2020, Zbontar et al., 2021, Bardes et al., 2022], and train a linear classifier on the representations obtained with the frozen backbone. We use the SGD optimizer, a batch size of 256, and train for 100 epochs. We report the best result using a learning rate among 30, 10, 1.0,

Table 11: **Running time and peak memory.** Comparison between VICReg and VICRegL for pretraining a ResNet-50 backbone with a batch size of 2048. The training is distributed on 32 Tesla V100 GPUs, the running time is measured over 100 epochs and the peak memory is measured on a single GPU.

Method	time / 100 epochs	peak memory / GPU
VICReg	11h	11.3G
VICRegL	13h	15.7G

0.3, 0.1, 0.03, 0.01. The augmentation pipeline also follows common practices, at training time the images are randomly cropped and resized to  $224 \times 224$ . At validation time the images are resized to  $256 \times 256$  and center cropped to size  $224 \times 224$ . No color augmentation are used for either training and evaluation.

## D.2 Linear Segmentation

**ResNet-50 backbone.** We train a linear layer on the representations obtained from the backbone (frozen or fine-tuned), to produce segmentation masks. For all dataset, the images are of size  $512 \times 512$ . Given the output feature map of dimension  $(2048, 32, 32)$  of a ResNet-50, the map is first fed to a linear layer that outputs a map of dimension  $(num\_classes, 32, 32)$ , which is then upsampled using bilinear interpolation to the predicted mask of dimension  $(num\_classes, 512, 512)$ . We use the *40k iterations schedule* available in mmsegmentation with both Pascal VOC and Cityscapes, with the SGD optimizer, and we pick the best performing learning rate among 0.1, 0.05, 0.03, 0.02, and 0.01.

**ConvNeXts and ViTs backbones.** We train a linear layer on the representations at various layers from the backbone (frozen or fine-tuned), to produce segmentation masks. For all dataset, the images are of size  $512 \times 512$ . For ConvNeXts the output feature maps of the four blocks are of dimension  $(128, 128, 128)$ ,  $(256, 64, 64)$ ,  $(512, 32, 32)$  and  $(1024, 16, 16)$ . We upsample all the feature maps to  $(x, 128, 128)$  and concatenate them into a tensor of dimension  $(1920, 128, 128)$ , which is fed to a linear layer that outputs a map of dimension  $(num\_classes, 128, 128)$ . For ViTs the output feature maps of the four blocks are all of dimension  $(768, 32, 32)$ . We concatenate them into a tensor of dimension  $(3072, 32, 32)$ , which is fed to a linear layer that outputs a map of dimension  $(num\_classes, 32, 32)$ . The final map is upsampled using bilinear interpolation to the predicted mask of dimension  $(num\_classes, 512, 512)$ . We use the *40k iterations schedule* available in mmsegmentation with Pascal VOC and the *160k iterations schedule* with ADE20k, with the AdamW optimizer, and we pick the best performing learning rate among  $1e - 03$ ,  $8e - 04$ ,  $3e - 04$ ,  $1e - 04$ , and  $8e - 05$  for the frozen regime, and  $1e - 04$ ,  $8e - 05$ ,  $3e - 05$ ,  $1e - 05$ ,  $8e - 06$ ,  $3e - 06$ , and  $1e - 06$  for the fine-tuned regime.

## E Running time and memory usage

We report in Table 11, the running time of VICRegL in comparison with VICReg, for pretraining a ResNet-50 backbone with a batch size of 2048. The introduction of the local criterion comes with an additional computation overhead, mainly do to computing the covariance matrices of every feature vector in the output feature maps. These computations induces a moderate additional computational burden both in terms of time and memory usage.




Figure 4: **Selected matches:** visualization of the locations of the best local matches selected by VICRegL. Left image is the seed image, with in red and blue the crop locations for the two views. Left column are the  $l^2$ -distance based matches. Right column are the location based matches. Only 10 matches are visualized for better clarity, but the actual number of selected matches is 20. We display the matches according to the location of the feature vectors in the feature maps. Note that the receptive field of these feature vectors is much larger than only the patch represented by one square of the grid in the figure. Best viewed in color with **zoom**.




Figure 5: **Selected matches:** visualization of the locations of the best local matches selected by VICRegL. Left image is the seed image, with in red and blue the crop locations for the two views. Left column are the  $l^2$ -distance based matches. Right column are the location based matches. Only 10 matches are visualized for better clarity, but the actual number of selected matches is 20. We display the matches according to the location of the feature vectors in the feature maps. Note that the receptive field of these feature vectors is much larger than only the patch represented by one square of the grid in the figure. Best viewed in color with **zoom**.