



**HAL**  
open science

# MS-TCT: Multi-Scale Temporal ConvTransformer for Action Detection

Rui Dai, Srijan Das, Kumara Kahatapitiya, Michael Ryoo, Francois F Bremond

► **To cite this version:**

Rui Dai, Srijan Das, Kumara Kahatapitiya, Michael Ryoo, Francois F Bremond. MS-TCT: Multi-Scale Temporal ConvTransformer for Action Detection. CVPR - Conference on Computer Vision and Pattern Recognition, Jun 2022, New Orleans, United States. hal-03682969

**HAL Id: hal-03682969**

**<https://inria.hal.science/hal-03682969>**

Submitted on 31 May 2022

**HAL** is a multi-disciplinary open access archive for the deposit and dissemination of scientific research documents, whether they are published or not. The documents may come from teaching and research institutions in France or abroad, or from public or private research centers.

L'archive ouverte pluridisciplinaire **HAL**, est destinée au dépôt et à la diffusion de documents scientifiques de niveau recherche, publiés ou non, émanant des établissements d'enseignement et de recherche français ou étrangers, des laboratoires publics ou privés.

# MS-TCT: Multi-Scale Temporal ConvTransformer for Action Detection

Rui Dai<sup>1,2</sup>, Srijan Das<sup>3</sup>, Kumara Kahatapitiya<sup>3</sup>, Michael S. Ryoo<sup>3</sup>, François Brémond<sup>1,2</sup>  
<sup>1</sup>Inria <sup>2</sup>Université Côte d’Azur <sup>3</sup>Stony Brook University

<sup>1,2</sup>{name.surname}@inria.fr

## Abstract

Action detection is a significant and challenging task, especially in densely-labelled datasets of untrimmed videos. Such data consist of complex temporal relations including composite or co-occurring actions. To detect actions in these complex settings, it is critical to capture both short-term and long-term temporal information efficiently. To this end, we propose a novel ‘ConvTransformer’ network for action detection: MS-TCT<sup>1</sup>. This network comprises of three main components: (1) a Temporal Encoder module which explores global and local temporal relations at multiple temporal resolutions, (2) a Temporal Scale Mixer module which effectively fuses multi-scale features, creating a unified feature representation, and (3) a Classification module which learns a center-relative position of each action instance in time, and predicts frame-level classification scores. Our experimental results on multiple challenging datasets such as Charades, TSU and MultiTHUMOS, validate the effectiveness of the proposed method, which outperforms the state-of-the-art methods on all three datasets.

## 1. Introduction

Action detection is a well-known problem in computer vision, which is aimed towards finding precise temporal boundaries among actions occurring in untrimmed videos. It aligns well with real-world settings, because every minute of a video is potentially filled with multiple actions to be detected and labelled. There are public datasets [10, 41, 51] which provide dense annotations to tackle this problem, having an action distribution similar to the real-world. However, such data can be challenging, with multiple actions occurring concurrently over different time spans, and having limited background information. Therefore, understanding both short-term and long-term temporal dependencies among actions is critical for making good predictions. For instance, the action of ‘taking food’ (see Fig. 1) can get context information from ‘opening fridge’ and ‘making sandwich’, which correspond to the short-term and long-

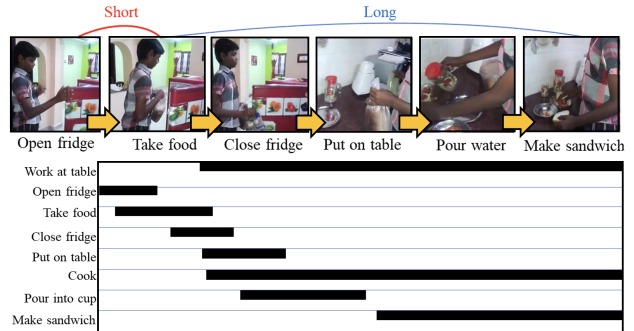


Figure 1. **Complex temporal relations in untrimmed videos:** Here, we show a typical distribution of actions in a densely-labelled video, which consists of both long-term and short-term dependencies among actions.

term action dependencies, respectively. Also, the occurrence of ‘putting something on the table’ and ‘making sandwich’ provide contextual information to detect the composite action ‘cooking’. This example shows the need for an effective temporal modeling technique for detecting actions in a densely-labelled videos.

Towards modeling temporal relations in untrimmed videos, multiple previous methods [8, 9, 11, 12, 30, 38] use 1D temporal convolutions [30]. However, limited by their kernel size, convolution-based methods can directly access local information only, not learning direct relations between temporally-distant segments in a video (here, we consider a set of consecutive frames as a segment). Thus, such methods fail to model long-range interactions between segments which may be important for action detection. With the success of Transformers [16, 34, 44, 56] in natural language processing and more recently in computer vision, recent methods [42, 43] have leveraged multi-head self-attention (MHSA) to model long-term relations in videos for action detection. Such attention mechanisms can build direct one-to-one global relationships between each temporal segment (i.e., temporal token) of a video to detect highly-correlated and composite actions. However, existing methods rely on modeling such long-term relationships on input frames themselves. Here, a temporal token covers only a few frames, which is often too short w.r.t. to the duration

<sup>1</sup>Code/Models: <https://github.com/dairui01/MS-TCT>

of action instances. Also, in this setting, transformers need to explicitly learn strong relationships between adjacent tokens which arise due to temporal consistency, whereas it comes naturally for temporal convolutions (i.e., local inductive bias). Therefore, a pure transformer architecture may not be sufficient to model complex temporal dependencies for action detection.

To this end, we propose *Multi-Scale Temporal ConvTransformer (MS-TCT)*, a model which benefits from both convolutions and self-attention. We use convolutions in a token-based architecture to promote multiple temporal scales of tokens, and to blend neighboring tokens imposing a temporal consistency with ease. In fact, MS-TCT is built on top of temporal segments encoded using a 3D convolutional backbone [4]. Each temporal segment is considered as a single input token to MS-TCT, to be processed in multiple stages with different temporal scales. These scales are determined by the size of the temporal segment, which is considered as a single token at the input of each stage. Having different scales allows MS-TCT to learn both fine-grained relations between atomic actions (e.g. ‘open fridge’) in the early stages, and coarse relations between composite actions (e.g. ‘cooking’) in the latter stages. To be more specific, each stage consists of a temporal convolution layer for merging tokens, followed by a set of multi-head self-attention layers and temporal convolution layers, which model global temporal relations and infuse local information among tokens, respectively. As convolution introduces an inductive bias [15], the use of temporal convolution layers in MS-TCT can infuse positional information related to tokens [21, 23], even without having any positional embeddings, unlike pure transformers [16]. Followed by the modeling of temporal relations at different scales, a mixer module is used to fuse the features from each stages to get a unified feature representation. Finally, to predict densely-distributed actions, we introduce a heat-map branch in MS-TCT in addition to the usual multi-label classification branch. This heat-map encourages the network to predict the relative temporal position of instances of each action class. Fig. 2 shows the relative temporal position, which is computed based on a Gaussian filter parameterized by the instance center and its duration. It represents the relative temporal position w.r.t. to the action instance center at any given time. With this new branch, MS-TCT can embed a class-wise relative temporal position in token representations, encouraging discriminative token classification in complex videos.

To summarize, the main contributions of this work are to (1) propose an effective and efficient ConvTransformer for modeling complex temporal relations in untrimmed videos, (2) introduce a new branch to learn the position relative to instance-center, which promotes action detection in densely-labelled videos, and (3) improve the state-of-the-art on three challenging densely-labelled action datasets.

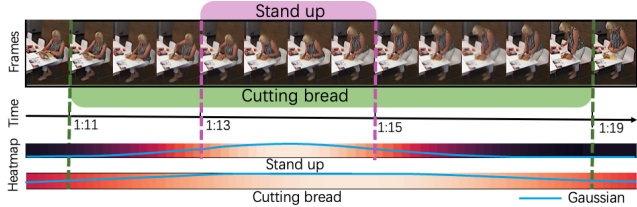


Figure 2. **Relative temporal position heat-map ( $G^*$ )**: We present a video clip which contains two overlapping action instances. The *Gaussians* indicate the intensities of temporal heat-maps, which are centered at the mid point of each action, in time.

## 2. Related Work

Action detection has received a lot of interest in recent years [7, 12, 14, 20, 31, 50, 53]. In this work, we focus on action detection in densely-labelled videos [10, 41, 51]. The early attempts on modeling complex temporal relations tend to use anchor-based methods [5, 49]. However, dense action distributions require large amount of such anchors. Superevent [37] utilizes a set of Gaussian filters to learn video glimpses, which are later summed up with a soft attention mechanism to form a global representation. However, as these Gaussians are independent of the input videos, it can not handle videos with minor frequencies of composite actions effectively. Similarly, TGM [38] is also a temporal filter based on Gaussian distributions, which enables the learning of longer temporal structures with a limited number of parameters. PDAN [9] is a temporal convolutional network, with temporal kernels which are adaptive to the input data. Although TGM and PDAN achieve state-of-the-art performance in modeling complex temporal relations, these relations are constrained to local regions, thus preventing them to learn long-range relationships. Coarse-Fine Networks [26] leverage two X3D [17] networks in a Slow-Fast [18] fashion. This network can jointly model spatio-temporal relations. However, it is limited by the number of input frames in X3D backbone, and a large stride is required to process long videos efficiently. This prevents Coarse-Fine Networks from considering the fine-grained details in long videos for detecting action boundaries. A concurrent work [25] looks into detection pretraining with only classification labels, to improve downstream action detection. Recently, some attempts have been proposed to model long-term relationships explicitly: MTCN [28] benefits from the temporal context of action and labels, whereas TQN [52] factorizes categories into pre-defined attribute queries to predict fine-grained actions. However, it is not trivial to extend both approaches to action detection in untrimmed videos.

Recent Transformer models have been successful in both image and video domain [1, 2, 6, 16, 34, 35, 39, 45, 46, 48, 54, 56]. Although Vision Transformers such as TimeSformer [44] can consider frame-level input tokens to model temporal relations, it is limited to short video clips which

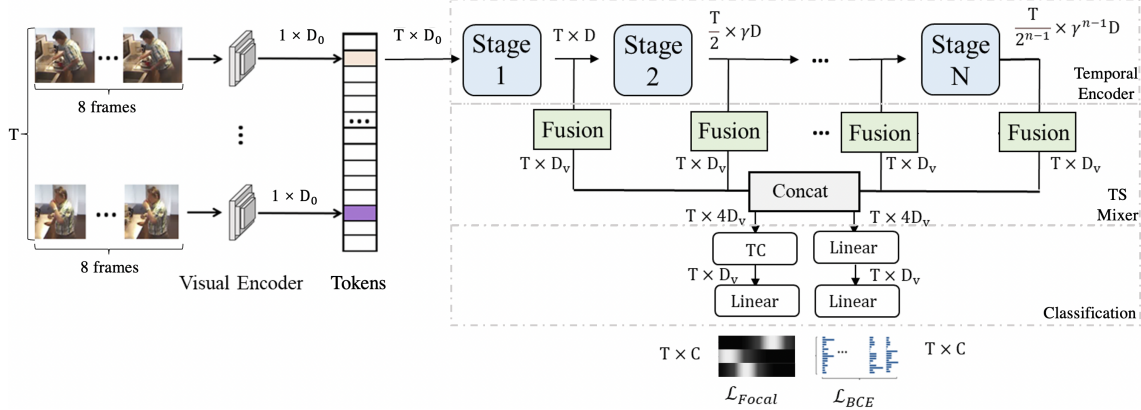


Figure 3. **Multi-Scale Temporal ConvTransformer (MS-TCT)** for action detection consists of four main components: (1) a Visual Encoder, (2) a Temporal Encoder, (3) a Temporal Scale Mixer (TS Mixer) and (4) a Classification Module. Here,  $TC$  indicates the 1D convolutional layer with kernel size  $k$ .

is insufficient to model fine-grained details in longer real-world videos. As a compromise, recent action detection methods use multi-head self-attention layers on top of the visual segments encoded by 3D convolutional backbones [4]. RTD-Net [42], an extension of DETR [56], uses a transformer decoder to model the relations between the proposal and the tokens. However, this network is designed only for sparsely-annotated videos [3, 24], where only a single action exists per video. In dense action distributions, the module that detects the boundaries in RTD-Net fails to separate foreground and background regions. MLAD [43] learns class-specific features and uses a transformer encoder to model class relations at each time-step and temporal relations for each class. However, MLAD struggles with datasets that has complex labels [41], since it is hard to extract class-specific features in such videos. In contrast to these transformers introduced for action detection, we propose a ConvTransformer: *MS-TCT*, which inherits a transformer encoder architecture, while also gaining benefits from temporal convolution. Our method can model temporal tokens both globally and locally at different temporal scales. Although other ConvTransformers [15, 21, 27, 47] exist for image classification, our network is designed and rooted for densely-labelled action detection.

### 3. Multi-Scale Temporal ConvTransformer

First, we define the problem statement of action detection in densely-labelled settings. Formally, for a video sequence of length  $T$ , each time-step  $t$  contains a ground-truth action label  $y_{t,c} \in \{0, 1\}$ , where  $c \in \{1, \dots, C\}$  indicates an action class. For each time-step, an action detection model needs to predict class probabilities  $\tilde{y}_{t,c} \in [0, 1]$ . Here, we describe our proposed action detection network: *MS-TCT*. As depicted in Fig. 3, it consists of four main components: (1) a **Visual Encoder** which encodes a preliminary video representation, (2) a **Temporal Encoder** which

structurally models the temporal relations at different temporal scales (i.e., resolution), (3) a **Temporal Scale Mixer**, dubbed as *TS Mixer*, which combines multi-scale temporal representations, and (4) a **Classification Module** which predicts class probabilities. In the following sections, we present the details of each these components of MS-TCT.

#### 3.1. Visual Encoder

The input to our action detection network: MS-TCT, is an untrimmed video which may span for a long duration [10] (e.g. multiple minutes). However, processing long videos in both spatial and temporal dimensions can be challenging, mainly due to computational burden. As a compromise, similar to previous action detection models [9, 38, 43], we consider features of video segments extracted by a 3D CNN as inputs to MS-TCT, which embed spatial information latently as channels. Specifically, we use an I3D backbone [4] to encode videos. Each video is divided into  $T$  non-overlapping segments (during training), each of which consists of 8 frames. Such RGB frames are fed as an input segment to the I3D network. Each segment-level feature (output of I3D) can be seen as a transformer token of a time-step (i.e., temporal token). We stack the tokens along the temporal axis to form a  $T \times D_0$  video token representation, to be fed in to the Temporal Encoder.

#### 3.2. Temporal Encoder

As previously highlighted in Section 1, efficient temporal modeling is critical for understanding long-term temporal relations in a video, especially for complex action compositions. Given a set of video tokens, there are two main ways to model temporal information: using (1) a 1D Temporal Convolutional layer [30], which focuses on the neighboring tokens but overlooks the direct long-term temporal dependencies in a video, or (2) a Transformer [44] layer that globally encodes one-to-one interactions of all



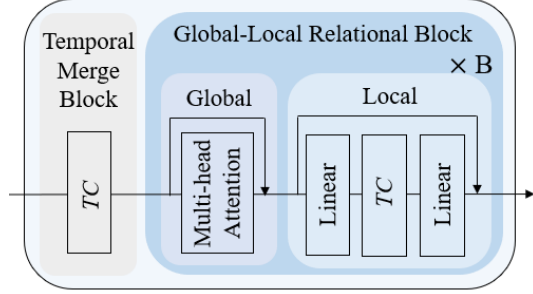


Figure 4. A single stage of our Temporal Encoder consists of (1) a Temporal Merging Block and (2)  $\times B$  Global-Local Relational Blocks. Each Global-Local Relational Block contains a Global and a Local Relational Block. Here, *Linear* and *TC* indicates the 1D convolutional layer with kernel size 1 and  $k$  respectively.

tokens, while neglecting the local semantics, which has proven beneficial in modeling the highly-correlated visual signals [19, 22]. Our Temporal Encoder benefits from the best of both worlds, by exploring both local and global contextual information in an alternating fashion.

As shown in Fig. 3, Temporal Encoder follows a hierarchical structure with  $N$  stages: Earlier stages learn a fine-grained action representation with more temporal tokens, whereas the latter stages learn a coarse representation with fewer tokens. Each stage corresponds to a semantic level (i.e., temporal resolution) and consists of one Temporal Merging block and  $\times B$  Global-Local Relational Blocks (see Fig. 4):

**Temporal Merging Block** is the key component for introducing network hierarchy, which shrinks the number of tokens (i.e., temporal resolution) while increasing the feature dimension. This step can be seen as a weighted pooling operation among the neighboring tokens. In practice, we use a single temporal convolutional layer (with a kernel size of  $k$ , and a stride of 2, in general) to halve the number of tokens and extend the channel size by  $\times \gamma$ . In the first stage, we keep a stride of 1 to maintain the same number of tokens as the I3D output, and project the feature size from  $D_0$  to  $D$  (see Fig. 3). This is simply a design choice.

**Global-Local Relational Block** is further decomposed in to a *Global Relational Block* and a *Local Relational Block* (see Fig. 4). In Global Relational Block, we use the standard multi-head self-attention layer [44] to model long-term action dependencies, i.e., global contextual relations. In Local Relational Block, we use a temporal convolutional layer (with a kernel size of  $k$ ) to enhance the token representation by infusing the contextual information from the neighboring tokens, i.e., local inductive bias. This enhances the temporal consistency of each token while modeling the short-term temporal information corresponding to an action instance.

In the following, we formulate the computation flow inside the Global-Local Relational Block. For brevity, here, we drop the stage index  $n$ . For a block  $j \in \{1, \dots, B\}$ ,

we represent the input tokens as  $X_j \in \mathbb{R}^{T' \times D'}$ . First, the tokens go through multi-head attention layer in Global Relational Block, which consists of  $H$  attention heads. For each head  $i \in \{1, \dots, H\}$ , an input  $X_j$  is projected in to  $Q_{ij} = W_{ij}^Q X_j$ ,  $K_{ij} = W_{ij}^K X_j$  and  $V_{ij} = W_{ij}^V X_j$ , where  $W_{ij}^Q, W_{ij}^K, W_{ij}^V \in \mathbb{R}^{D_h \times D'}$  represent the weights of linear layers and  $D_h = \frac{D'}{H}$  represents the feature dimension of each head. Consequently, the self-attention for head  $i$  is computed as,

$$Att_{ij} = \text{Softmax}\left(\frac{Q_{ij}K_{ij}^\top}{\sqrt{D_h}}\right)V_{ij}. \quad (1)$$

Then, the output of different attention heads are mixed with an additional linear layer as,

$$M_j = W_j^O \text{Concat}(Att_{1j}, \dots, Att_{Hj}) + X_j, \quad (2)$$

where  $W_j^O \in \mathbb{R}^{D' \times D'}$  represents the weight of the linear layer. The output feature size of multi-head attention layer is the same as the input feature size.

Next, the output tokens of multi-head attention are fed in to the *Local Relational Block*, which consists of two linear layers and a temporal convolutional layer. As shown in Fig. 4, the tokens first go through a linear layer to increase the feature dimension from  $D'$  to  $\theta D'$ , followed by a temporal convolutional layer with a kernel size of  $k$ , which blends the neighboring tokens to provide local positional information to the temporal tokens [23]. Finally, another linear layer projects the feature dimension back to  $D'$ . The two linear layers in this block enable the transition between the multi-head attention layer and temporal convolutional layer. The output feature dimension remains the same as the input feature for the Local Relational Block. This output is fed to the next Global Relational Block if block  $j < B$ .

The output tokens from the last Global-Local Relational Block from each stage are combined and fed to the following Temporal Scale Mixer.

### 3.3. Temporal Scale Mixer

After obtaining the tokens at different temporal scales, the question that remains is, *how to aggregate such multi-scale tokens to have a unified video representation?* To predict the action probabilities, our classification module needs to make predictions at the original temporal length as the network input. Thus, we require to interpolate the tokens across the temporal dimension, which is achieved by performing an up-sampling and a linear projection step. As shown in Fig. 5, for the output  $F_n$  from stage  $n \in \{1, \dots, N\}$ , this operation can be formulated as,

$$g_n(F_n) = \text{UpSampling}_n(F_n W^n), \quad (3)$$

where  $W^n \in \mathbb{R}^{D_v \times \gamma^{n-1} D}$  with an upsampling rate of  $n$ . In our hierarchical architecture, earlier stages (with lower semantics) have higher temporal resolution, whereas the latter

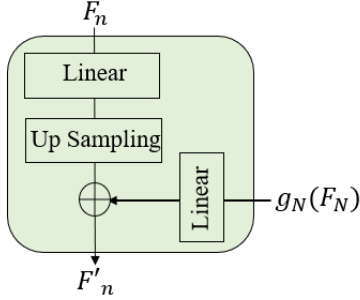


Figure 5. **Temporal Scale Mixer Module:** The output tokens  $F_n$  of stage  $n$  is resized and up-sampled to  $T \times D_v$ , then summed with the tokens from the last stage  $N$ .

stages (with high semantics) have lower temporal resolution. To balance the resolution and semantics, upsampled tokens from the last stage  $N$  is processed through a linear layer and summed with the upsampled tokens from each stage ( $n < N$ ). This operation can be formulated as,

$$F'_n = g_n(F_n) \oplus g_N(F_N)W_n, \quad (4)$$

where  $F'_n$  is the refined tokens of stage  $n$ ,  $\oplus$  indicates the element-wise addition and  $W_n \in \mathbb{R}^{D_v \times D_v}$ . Here, all the refined token representations have the same temporal length. Finally, we concatenate them to get the final multi-scale video representation  $F_v \in \mathbb{R}^{T \times ND_v}$ .

$$F_v = \text{Concat}(F'_1, \dots, F'_{N-1}, F_N). \quad (5)$$

Note that more complicated fusion methods [13, 33] can be built on top of these multi-scale tokens. However, we see that the simple version described above performs the best.

The multi-scale video representation  $F_v$  is then sent to the classification module for making predictions.

### 3.4. Classification Module

Training MS-TCT is achieved by jointly learning two classification tasks. As mentioned in Section 1, in this work, we introduce a new classification branch to learn a heat-map of the action instances. This heat-map is different from the ground truth label as it varies across time, based on the action center and duration. The objective of using such heat-map representation is to encode temporal relative positioning in the learned tokens of MS-TCT.

In order to train the heat-map branch, we first need to build the *class-wise* ground-truth heat-map response  $G^* \in [0, 1]^{T \times C}$ , where  $C$  indicates the number of action classes. In this work, we construct  $G^*$  by considering the maximum response of a set of one-dimensional Gaussian filters. Each Gaussian filter corresponds to an instance of action class in a video, centered at the specific action instance, in time. More precisely, for every temporal location  $t$  the ground-truth heat-map response is formulated as,

$$G_c^*(t) = \max_{a=1, \dots, A_c} \text{Gaussian}(t, t_{a,c}; \sigma), \quad (6)$$

$$\text{Gaussian}(t, t_{a,c}; \sigma) = \frac{1}{\sqrt{2\pi}\sigma} \exp^{-\frac{(t-t_{a,c})^2}{2\sigma^2}}. \quad (7)$$

Here,  $\text{Gaussian}(\cdot, \cdot; \sigma)$  provides an instance-specific Gaussian activation according to the center and instance duration. Moreover,  $\sigma$  is equal to  $\frac{1}{2}$  of each instance duration and  $t_{a,c}$  represents the center for class  $c$  and instance  $a$ .  $A_c$  is the total number of instances for class  $c$  in the video. As shown in Fig. 3, heat-map  $G$  is computed using a temporal convolutional layer with a kernel size of  $k$  and a non-linear activation, followed by another linear layer with a sigmoid activation. Given the ground-truth  $G^*$  and the predicted heat-map  $G$ , we compute the *action focal loss* [32, 55] which is formulated as,

$$\mathcal{L}_{Focal} = \frac{1}{A} \sum_{t,c} \begin{cases} (1 - G_{t,c})^2 \log(G_{t,c}) & \text{if } G_{t,c}^* = 1, \\ (1 - G_{t,c}^*)^4 (G_{t,c})^2 \log(1 - G_{t,c}) & \text{Otherwise,} \end{cases} \quad (8)$$

where  $A$  is the total number of action instances in a video.

Similar to the previous work [9, 43], we leverage another branch to perform the usual multi-label classification. With video features  $F_v$ , the predictions are computed using two linear layers with a sigmoid activation, and Binary Cross Entropy (BCE) loss [36] is computed against the ground-truth labels. Only the scores predicted from this branch are used in evaluation. Input to both the branches are the same output tokens  $F_v$ . The heat-map branch encourages the model to embed the relative position w.r.t. the instance center in to video tokens  $F_v$ . Consequently, the classification branch can also benefit from such positional information to make better predictions.

The overall loss is formulated as a weighted sum of the two losses mentioned above, with the weight  $\alpha$  is chosen according to the numerical scale of losses.

$$\mathcal{L}_{Total} = \mathcal{L}_{BCE} + \alpha \mathcal{L}_{Focal}. \quad (9)$$

## 4. Experiments

**Datasets:** We evaluate our framework on three challenging multi-label action detection datasets: Charades [41], TSU [10] and MultiTHUMOS [51]. Charades [41] is a large dataset with 9848 videos of daily indoor actions. The dataset contains 66K+ temporal annotations for 157 action classes, with a high overlap among action instances of different classes. This is in contrast to other action detection datasets such as ActivityNet [3], which only have one action per time-step. We evaluate on the localization setting of the dataset [40]. Similar to the Charades, TSU [10] is also recorded in indoor environment with dense annotations. Up to 5 actions can happen at the same time in a given frame. However, different from Charades, TSU has many long-term composite actions. MultiTHUMOS [51] is an extended version of THUMOS'14 [24], containing dense, multi-label action annotations for 65 classes across 413 sports videos. By default, we evaluate the per-frame mAP on these densely-labelled datasets following [40, 51].

**Implementation Details:** In the proposed network, we use number of stage  $N = 4$  the number of Global-Local Relational Blocks  $B = 3$  for each stage. Note that for small dataset as MultiTHUMOS,  $B = 2$  is sufficient. The number of attention heads for the Global Relational Block is set to 8. We use the same output feature dimension of I3D (after Global Average Pooling as input to MS-TCT, and thus  $D_0 = 1024$ . Input features are then projected in to  $D = 256$  dimensional feature using the temporal merging block in the first stage. We consider feature expansion rate  $\gamma = 1.5$  and  $\theta = 8$ . Kernel size  $k$  of temporal convolutional layer is set to be 3, with zero padding to maintain the resolution. The loss balance factor  $\alpha = 0.05$ . The number of tokens is fixed to  $T = 256$  as input to MS-TCT. During training, we randomly sample consecutive  $T$  tokens from a given I3D feature representation. At inference, we follow [43] to use a sliding window approach to make predictions. Our model is trained on two GTX 1080 Ti GPUs with a batch-size of 32. We use Adam optimizer [29] with an initial learning rate of 0.0001, which is scaled by a factor of 0.5 with a patience of 8 epochs.

#### 4.1. Ablation Study

In this section, we study the effectiveness of each component in the proposed network on Charades dataset.

**Importance of Each Component in MS-TCT:** As shown in Table 1, I3D features with the classification branch only, is considered as the representative baseline. This baseline consists in a classifier that discriminates the I3D features at each time-step without any further temporal modeling. On top of that, adding our Temporal Encoder significantly improves the performance (+ 7.0%) w.r.t. I3D feature baseline. This improvement reflects the effectiveness of the Temporal Encoder in modeling the temporal relations within the videos. In addition, if we introduce a Temporal Scale Mixer to blend the features from different temporal scales, it gives a + 0.5% improvement, with minimal increase in computations. Finally, we study the utility of our heat-map branch in the classification module. We find that the heat-map branch is effective when optimized along with the classification branch, but fails to learn discriminative representations when optimized without it (25.4% vs 10.7%). The heat-map branch encourages the tokens to predict the action center while down-playing the tokens towards action boundaries. In comparison, the classification branch improves the token representations equally for all tokens, despite action boundaries. Thus, when optimized together, both branches enable the model to learn a better action representation. While having all the components, the proposed network achieves a significant + 9.8% improvement w.r.t. I3D feature baseline validating that each component in MS-TCT is instrumental for the task of action detection.

**Design Choice for a Stage:** In Table 2, we present the ablation related to the design choices of a stage in the Temporal

Table 1. **Ablation on each component in MS-TCT:** The evaluation is based on per-frame mAP on Charades dataset.

Temporal Encoder	TS Mixer	Heat-Map Branch	Classification Branch	mAP (%)
✗	✗	✗	✓	15.6
✓	✗	✗	✓	23.6
✓	✓	✗	✓	24.1
✓	✓	✓	✗	10.7
✓	✓	✓	✓	<b>25.4</b>

Table 2. **Ablation on the design of a single stage in our Temporal Encoder,** evaluated using per-frame mAP on Charades dataset.

Temporal Merge	Global Layer	Local Layer	mAP (%)
✓	✓	✗	24.0
✓	✗	✓	20.9
✗	✓	✓	22.7
✓	✓	✓	<b>25.4</b>

Encoder. Each row in Table 2 indicates the result of removing a component in each stage. Note that, removing the Temporal Merge block indicates replacing this block with a temporal convolutional layer of stride 1, i.e., only the channel dimension is modified across stages. In Table 2, we find that removing any component can drop the performance with a significant margin. This observation shows the importance of jointly modeling both global and local relations in our method, and the effectiveness of the multi-scale structure. These properties in MS-TCT make it easier to learn complex temporal relationships which span across both (1) neighboring temporal segments, and (2) distant temporal segments.

**Analysis of the Local Relational Block:** We also dig deeper in to the Local Relational Block in each stage. As shown in Fig. 4, there are two linear layers and one temporal convolutional layer in a Local Relational Block. In Table 3, we further perform ablations of these components. First, we find that without the temporal convolutional layer, the detection performance drops. This observation shows the importance of mixing the transformer tokens with a temporal locality. Second, we study the importance of the transition layer (i.e., linear layer). When the feature size remains constant, having the transition layer can boost the performance by + 1.8%, which shows the importance of such transition layers. Finally, we study how the expansion rate affects the network performance. While setting different feature expansion rates, we find that temporal convolution can better model the local temporal relations when the input feature is in a higher dimensional space.

#### 4.2. Comparison to the State-of-the-Art

In this section, we compare MS-TCT with the state-of-the-art action detection methods (see Table 4). Proposal based methods, such as R-C3D [49] fail in multi-label

Table 3. **Ablation on the design of Local Relational Block:** Per-frame mAP on Charades using only RGB input.  $\times$  indicates we remove the linear or temporal convolutional layer. Feature expansion rate 1 indicates that the feature-size is not changed in the Local Relational Block.

Feature Expansion Rate ( $\theta$ )	Temporal Convolution	mAP (%)
8	$\times$	22.3
$\times$	$\checkmark$	22.4
1	$\checkmark$	24.2
4	$\checkmark$	24.9
8	$\checkmark$	<b>25.4</b>

Table 4. **Comparison with the state-of-the-art methods** on three densely labelled datasets. Backbone indicates the visual encoder. Note that the evaluation for the methods is based on per-frame mAP (%) using only RGB videos.

	Backbone	GFLOPs	Charades	MultiTHUMOS	TSU
R-C3D [49]	C3D	-	12.7	-	8.7
Super-event [37]	I3D	0.8	18.6	36.4	17.2
TGM [38]	I3D	1.2	20.6	37.2	26.7
PDAN [9]	I3D	3.2	23.7	40.2	32.7
Coarse-Fine [26]	X3D	-	25.1	-	-
MLAD [43]	I3D	44.8	18.4	42.2	-
<b>MS-TCT</b>	I3D	6.6	<b>25.4</b>	<b>43.1</b>	<b>33.7</b>

datasets due to the highly-overlapping action instances, which challenge the proposal and NMS-based methods. Super-event [37] superimposes a global representation to each local feature based on a series of learnable temporal filters. However, the distribution of actions varies from one video to the other. As super-event learns a fixed filter location for all the videos in the training distribution, this location is suitable to mainly actions with high frequency. TGM [38] and PDAN [9] are methods based on temporal convolution of video segments. Nevertheless, those methods only process videos locally at a single temporal scale. Thus, they are not effective in modeling long-term dependencies and high-level semantics. Coarse-Fine Network [26] achieves 25.1% on Charades. However, this method is built on top of the video encoder X3D [17], which prevents the usage of higher number of input frames. Moreover, it relies on a large stride between the frames. Therefore, it fails to model fine-grained action relations, and can not process long videos in MultiTHUMOS and TSU. MLAD [43] jointly models action class relations for every time-step and temporal relations for every class. This design leads to a huge computational cost, while under-performing on datasets with a large number of action classes (e.g. Charades). Thanks to the combination of transformer and convolution in a multi-scale hierarchy, the proposed MS-TCT consistently outperforms previous state-of-the-art methods in all three challenging multi-label action detection datasets that we considered. We also compare the computational requirement (FLOPs) for the methods built on top of the same Visual Encoder (i.e., I3D features), taking as input the same batch of data. We

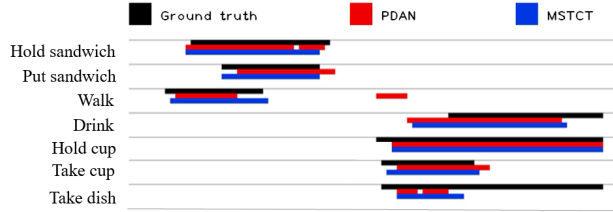


Figure 6. **Visualization of the detection results** on an example video along time axis. In this figure, we visualize the ground truth and the detection of PDAN and MS-TCT.

observe that the FLOPs of MS-TCT is higher with a reasonable margin than pure convolutional methods (i.e., PDAN, TGM, super-event). However, compared to a transformer based action detection method MLAD, MS-TCT uses only  $\frac{1}{7}$ th of the FLOPs.

We also evaluate our network with the action-conditional metrics introduced in [43] on Charades dataset in Table 5. These metrics are used to measure a method’s ability to model both co-occurrence dependencies and temporal dependencies of action classes. Although our network is not specifically designed to model cross-class relations as in MLAD, it still achieves higher performance on all action-conditional metrics with a large margin, showing that MS-TCT effectively models action dependencies both within a time-step (i.e., co-occurring action,  $\tau = 0$ ) and throughout the temporal dimension ( $\tau > 0$ ).

Finally, we present a qualitative evaluation for PDAN and MS-TCT on the Charades dataset in Fig. 6. As the prediction of the Coarse-Fine Network is similar to the X3D network which is limited to dozens of frames, thus we can not compare with the Coarse-Fine network on the whole video. Here, we observe that MS-TCT can predict action instances more precisely compared to PDAN. This comparison reflects the effectiveness of the transformer architecture and multi-scale temporal modeling.

### 4.3. Discussion and Analysis

**Transformer, Convolution or ConvTransformer?** To confirm the effectiveness of our ConvTransformer, we compare with a pure transformer network and a pure convolution network. Each network has the same number of stages as MS-TCT with similar settings (e.g. blocks, feature dimension). In pure transformer, a pooling layer and a linear layer constitute the temporal merging block, followed by  $B$  transformer blocks in each stage. A transformer block is composed of a multi-head attention layer, norm-add operations and a feed-forward layer. A learned positional embedding is added to the input tokens to encode the positional information. This pure transformer architecture achieves 22.3% on Charades. In pure convolution-based model, we retain the same temporal merging block as in MS-TCT, followed by a stack of  $B$  temporal convolution blocks. Each block consists of a temporal convolution layer with a kernel-size of  $k$ , a linear layer, a non-linear activation



Table 5. **Evaluation on the Charades dataset using the action-conditional metrics [43]:** Similar to MLAD, both RGB and Optical flow are used for the evaluation.  $P_{AC}$  - Action-Conditional Precision,  $R_{AC}$  - Action-Conditional Recall,  $F1_{AC}$  - Action-Conditional F1-Score,  $mAP_{AC}$  - Action-Conditional Mean Average Precision.  $\tau$  indicates the temporal window size.

	$\tau = 0$				$\tau = 20$				$\tau = 40$			
	$P_{AC}$	$R_{AC}$	$F1_{AC}$	$mAP_{AC}$	$P_{AC}$	$R_{AC}$	$F1_{AC}$	$mAP_{AC}$	$P_{AC}$	$R_{AC}$	$F1_{AC}$	$mAP_{AC}$
I3D	14.3	1.3	2.1	15.2	12.7	1.9	2.9	21.4	14.9	2.0	3.1	20.3
CF	10.3	1.0	1.6	15.8	9.0	1.5	2.2	22.2	10.7	1.6	2.4	21.0
MLAD [43]	19.3	7.2	8.9	28.9	18.9	8.9	10.5	35.7	19.6	9.0	10.8	34.8
<b>MS-TCT</b>	<b>26.3</b>	<b>15.5</b>	<b>19.5</b>	<b>30.7</b>	<b>27.6</b>	<b>18.4</b>	<b>22.1</b>	<b>37.6</b>	<b>27.9</b>	<b>18.3</b>	<b>22.1</b>	<b>36.4</b>

Table 6. **Study on stage type** showing the effect of having both convolutions and self-attention.

Stage-Type	mAP
Pure Transformer	22.3
Pure Convolution	21.4
ConvTransformer	<b>25.4</b>

Table 7. **Study on  $\sigma$**  showing the effect of scale of Gaussians in heat-maps.

Variance: $\sigma$	mAP
1/8 duration	24.6
1/4 duration	24.8
1/2 duration	<b>25.4</b>

and a residual link. This pure temporal convolution architecture achieves 21.4% on Charades. In contrast, the proposed ConvTransformer outperforms both the pure transformer and the pure convolutional network by a large margin (+ 3.1%, and + 4.0% on Charades, respectively). See Table 6). It shows that ConvTransformer can better model the temporal relations of complex actions.

**Heat-map Analysis:** We visualize the ground truth heat-map ( $G^*$ ) and the corresponding predicted heat-map ( $G$ ) in Fig. 7. We observe that with the heat-map branch, MS-TCT predicts the center location of the action instances, showing that MS-TCT embeds the center-relative information in to the tokens. However, as we optimize with the focal loss to highlight the center, the boundaries of the action instance in this heat-map are less visible. We then study the impact of  $\sigma$  on performance. As shown in Table 7, we set  $\sigma$  to be either  $\frac{1}{8}$ ,  $\frac{1}{4}$  or  $\frac{1}{2}$  of the instance duration while generating the ground-truth heat-map  $G^*$ . MS-TCT improves by + 0.5%, + 0.7%, + 1.3% respectively w.r.t. the MS-TCT without the heat-map branch, when  $G^*$  set to different  $\sigma$ . This result reflects that a larger  $\sigma$  can better provide the center-relative position. We investigate further by adding a heat-map branch to another action detection model: PDAN [9]. Although the heat-map branch also improves PDAN (+ 0.4%), the relative improvement is lower compared to MS-TCT (+ 1.3%). Our method features a multi-stage hierarchy along with a TS Mixer. As the heat-map branch takes input from all the stages, the center-relative position is embedded even in an early stage. Such tokens with the relative position information, when fed through the following stages, benefits the multi-head attention to better model temporal relations among the tokens. This design makes MS-TCT to better leverage the heat-map branch compared to PDAN.

**Temporal Positional Embedding:** We further study whether the Temporal Encoder of MS-TCT benefits from positional embedding. We find that the performance drops

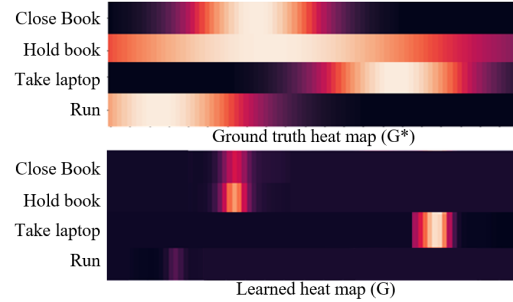


Figure 7. **Heat-map visualization along time axis:** On the top, we show the ground truth heat-map ( $G^*$ ) of the example video. On the bottom is the corresponding learned heat-map ( $G$ ) of MS-TCT. As the heat-map is generated by a Gaussian function, the lighter region indicates closer to the center of the instance.

by 0.2% on Charades when a learnable positional embedding [16] is added to the input tokens before processing them with the Temporal Encoder. This shows that the current design can implicitly provide a temporal positioning for the tokens. Adding further positional information to the tokens makes it redundant, leading to lower detection performance.

## 5. Conclusion

In this work, we proposed a novel ConvTransformer network: MS-TCT for action detection. It benefits from both convolutions and self-attention to model local and global temporal relations respectively, at multiple temporal scales. Also, we introduced a new branch to learn class-wise relative positions of the action instance center. MS-TCT is evaluated on three challenging densely-labelled action detection benchmarks, on which it achieves new state-of-the-art results.

**Acknowledgements:** This work was supported by the French government, through the 3IA Côte d’Azur Investments in the Future project managed by the National Research Agency with the reference number ANR-19-P3IA-0002. This work was also supported in part by the National Science Foundation (IIS-2104404 and CNS-2104416). The authors are grateful to the OPAL infrastructure from Université Côte d’Azur for providing resources and support.

## References

- [1] Anurag Arnab, Mostafa Dehghani, Georg Heigold, Chen Sun, Mario Lučić, and Cordelia Schmid. VIVIT: A video vision transformer. *arXiv preprint arXiv:2103.15691*, 2021. **2**
- [2] Gedas Bertasius, Heng Wang, and Lorenzo Torresani. Is space-time attention all you need for video understanding? *arXiv preprint arXiv:2102.05095*, 2021. **2**
- [3] Fabian Caba Heilbron, Victor Escorcia, Bernard Ghanem, and Juan Carlos Niebles. Activitynet: A large-scale video benchmark for human activity understanding. In *Proceedings of the IEEE Conference on Computer Vision and Pattern Recognition*, pages 961–970, 2015. **3, 5**
- [4] Joao Carreira and Andrew Zisserman. Quo vadis, action recognition? a new model and the kinetics dataset. In *2017 IEEE Conference on Computer Vision and Pattern Recognition (CVPR)*, pages 4724–4733. IEEE, 2017. **2, 3**
- [5] Guang Chen, Can Zhang, and Yuexian Zou. AFNet: Temporal Locality-aware Network with Dual Structure for Accurate and Fast Action Detection. *IEEE Transactions on Multimedia*, 2020. **2**
- [6] Bowen Cheng, Alexander G Schwing, and Alexander Kirillov. Per-pixel classification is not all you need for semantic segmentation. *arXiv preprint arXiv:2107.06278*, 2021. **2**
- [7] Rui Dai, Srijan Das, and Francois Bremond. Learning an augmented rgb representation with cross-modal knowledge distillation for action detection. In *Proceedings of the IEEE/CVF International Conference on Computer Vision (ICCV)*, pages 13053–13064, October 2021. **2**
- [8] Rui Dai, Srijan Das, and Francois F Bremond. CTRN: Class Temporal Relational Network For Action Detection. In *BMVC 2021 - The British Machine Vision Conference*, Virtual, United Kingdom, Nov. 2021. **1**
- [9] Rui Dai, Srijan Das, Luca Minciullo, Lorenzo Garattoni, Gianpiero Francesca, and Francois Bremond. PDAN: Pyramid Dilated Attention Network for Action Detection. In *Proceedings of the IEEE/CVF Winter Conference on Applications of Computer Vision (WACV)*, pages 2970–2979, January 2021. **1, 2, 3, 5, 7, 8**
- [10] Rui Dai, Srijan Das, Saurav Sharma, Luca Minciullo, Lorenzo Garattoni, Francois Bremond, and Gianpiero Francesca. Toyota Smarthome Untrimmed: Real-World Untrimmed Videos for Activity Detection. *arXiv preprint arXiv:2010.14982*, 2020. **1, 2, 3, 5**
- [11] Rui Dai, Luca Minciullo, Lorenzo Garattoni, Gianpiero Francesca, and François Bremond. Self-attention temporal convolutional network for long-term daily living activity detection. In *2019 16th IEEE International Conference on Advanced Video and Signal Based Surveillance (AVSS)*, pages 1–7. IEEE, 2019. **1**
- [12] Xiyang Dai, Bharat Singh, Joe Yue-Hei Ng, and Larry Davis. Tan: Temporal aggregation network for dense multi-label action recognition. In *2019 IEEE Winter Conference on Applications of Computer Vision (WACV)*, pages 151–160. IEEE, 2019. **1, 2**
- [13] Yimian Dai, Fabian Gieseke, Stefan Oehmcke, Yiquan Wu, and Kobus Barnard. Attentional feature fusion. In *Proceedings of the IEEE/CVF Winter Conference on Applications of Computer Vision*, pages 3560–3569, 2021. **5**
- [14] Dima Damen, Hazel Doughty, Giovanni Maria Farinella, Sanja Fidler, Antonino Furnari, Evangelos Kazakos, Davide Moltisanti, Jonathan Munro, Toby Perrett, Will Price, and Michael Wray. Scaling egocentric vision: The epic-kitchens dataset. In *European Conference on Computer Vision (ECCV)*, 2018. **2**
- [15] Stéphane d’Ascoli, Hugo Touvron, Matthew Leavitt, Ari Morcos, Giulio Biroli, and Levent Sagun. Convit: Improving vision transformers with soft convolutional inductive biases. *arXiv preprint arXiv:2103.10697*, 2021. **2, 3**
- [16] Alexey Dosovitskiy, Lucas Beyer, Alexander Kolesnikov, Dirk Weissenborn, Xiaohua Zhai, Thomas Unterthiner, Mostafa Dehghani, Matthias Minderer, Georg Heigold, Sylvain Gelly, et al. An image is worth 16x16 words: Transformers for image recognition at scale. *arXiv preprint arXiv:2010.11929*, 2020. **1, 2, 8**
- [17] Christoph Feichtenhofer. X3d: Expanding architectures for efficient video recognition, 2020. **2, 7**
- [18] Christoph Feichtenhofer, Haoqi Fan, Jitendra Malik, and Kaiming He. Slowfast networks for video recognition. *CoRR*, abs/1812.03982, 2018. **2**
- [19] Kunihiko Fukushima. Cognitron: A self-organizing multi-layered neural network. *Biological cybernetics*, 20(3):121–136, 1975. **4**
- [20] Joshua Gleason, Rajeev Ranjan, Steven Schwarcz, Carlos Castillo, Jun-Cheng Chen, and Rama Chellappa. A proposal-based solution to spatio-temporal action detection in untrimmed videos. In *2019 IEEE Winter Conference on Applications of Computer Vision (WACV)*, pages 141–150. IEEE, 2019. **2**
- [21] Jianyuan Guo, Kai Han, Han Wu, Chang Xu, Yehui Tang, Chunjing Xu, and Yunhe Wang. CMT: Convolutional Neural Networks Meet Vision Transformers. *arXiv preprint arXiv:2107.06263*, 2021. **2, 3**
- [22] David H Hubel and Torsten N Wiesel. Receptive fields, binocular interaction and functional architecture in the cat’s visual cortex. *The Journal of physiology*, 160(1):106–154, 1962. **4**
- [23] Md Amirul Islam, Sen Jia, and Neil DB Bruce. How much position information do convolutional neural networks encode? *arXiv preprint arXiv:2001.08248*, 2020. **2, 4**
- [24] Yu-Gang. Jiang, Jingen Liu, Amir Roshan Zamir, George Toderici, Ivan Laptev, Mubarak Shah, and Rahul Sukthankar. THUMOS Challenge: Action Recognition with a Large Number of Classes. <http://csrc.ucf.edu/THUMOS14/>, 2014. **3, 5**
- [25] Kumara Kahatapitiya, Zhou Ren, Haoxiang Li, Zhenyu Wu, and Michael S Ryoo. Self-supervised Pretraining with Classification Labels for Temporal Activity Detection. *arXiv preprint arXiv:2111.13675*, 2021. **2**
- [26] Kumara Kahatapitiya and Michael S Ryoo. Coarse-Fine Networks for Temporal Activity Detection in Videos. In *Proceedings of the IEEE/CVF Conference on Computer Vision and Pattern Recognition*, pages 8385–8394, 2021. **2, 7**
- [27] Kumara Kahatapitiya and Michael S Ryoo. SWAT: Spatial Structure Within and Among Tokens. *arXiv preprint arXiv:2111.13677*, 2021. **3**

- [28] Evangelos Kazakos, Jaesung Huh, Arsha Nagrani, Andrew Zisserman, and Dima Damen. With a little help from my temporal context: Multimodal egocentric action recognition. In *British Machine Vision Conference (BMVC)*, 2021. 2
- [29] Diederik P. Kingma and Jimmy Ba. Adam: A Method for Stochastic Optimization. *CoRR*, abs/1412.6980, 2014. 6
- [30] Colin Lea, Michael D Flynn, Rene Vidal, Austin Reiter, and Gregory D Hager. Temporal convolutional networks for action segmentation and detection. In *proceedings of the IEEE Conference on Computer Vision and Pattern Recognition*, pages 156–165, 2017. 1, 3
- [31] Tianwei Lin, Xu Zhao, and Zheng Shou. Single shot temporal action detection. In *Proceedings of the 25th ACM international conference on Multimedia*, pages 988–996. ACM, 2017. 2
- [32] Tsung-Yi Lin, Priya Goyal, Ross Girshick, Kaiming He, and Piotr Dollár. Focal loss for dense object detection. In *Proceedings of the IEEE international conference on computer vision*, pages 2980–2988, 2017. 5
- [33] Shu Liu, Lu Qi, Haifang Qin, Jianping Shi, and Jiaya Jia. Path aggregation network for instance segmentation. In *Proceedings of the IEEE conference on computer vision and pattern recognition*, pages 8759–8768, 2018. 5
- [34] Ze Liu, Yutong Lin, Yue Cao, Han Hu, Yixuan Wei, Zheng Zhang, Stephen Lin, and Baining Guo. Swin transformer: Hierarchical vision transformer using shifted windows. *arXiv preprint arXiv:2103.14030*, 2021. 1, 2
- [35] Ze Liu, Jia Ning, Yue Cao, Yixuan Wei, Zheng Zhang, Stephen Lin, and Han Hu. Video swin transformer. *arXiv preprint arXiv:2106.13230*, 2021. 2
- [36] Jinseok Nam, Jungi Kim, Eneldo Loza Mencía, Iryna Gurevych, and Johannes Fürnkranz. Large-scale multi-label text classification—revisiting neural networks. In *Joint european conference on machine learning and knowledge discovery in databases*, pages 437–452. Springer, 2014. 5
- [37] AJ Piergiovanni and Michael S Ryoo. Learning latent super-events to detect multiple activities in videos. In *Proceedings of the IEEE Conference on Computer Vision and Pattern Recognition*, 2018. 2, 7
- [38] AJ Piergiovanni and Michael S Ryoo. Temporal gaussian mixture layer for videos. *International Conference on Machine Learning (ICML)*, 2019. 1, 2, 3, 7
- [39] Michael Ryoo, AJ Piergiovanni, Anurag Arnab, Mostafa Dehghani, and Anelia Angelova. TokenLearner: Adaptive Space-Time Tokenization for Videos. *Advances in Neural Information Processing Systems*, 34, 2021. 2
- [40] Gunnar A Sigurdsson, Santosh Divvala, Ali Farhadi, and Abhinav Gupta. Asynchronous temporal fields for action recognition. In *Proceedings of the IEEE Conference on Computer Vision and Pattern Recognition*, pages 585–594, 2017. 5
- [41] Gunnar A. Sigurdsson, Gül Varol, Xiaolong Wang, Ali Farhadi, Ivan Laptev, and Abhinav Gupta. Hollywood in Homes: Crowdsourcing Data Collection for Activity Understanding. In *European Conference on Computer Vision (ECCV)*, 2016. 1, 2, 3, 5
- [42] Jing Tan, Jiaqi Tang, Limin Wang, and Gangshan Wu. Relaxed transformer decoders for direct action proposal generation. *arXiv preprint arXiv:2102.01894*, 2021. 1, 3
- [43] Praveen Tirupattur, Kevin Duarte, Yogesh Rawat, and Mubarak Shah. Modeling multi-label action dependencies for temporal action localization. *Proceedings of the IEEE/CVF Conference on Computer Vision and Pattern Recognition*, 2021. 1, 3, 5, 6, 7, 8
- [44] Ashish Vaswani, Noam Shazeer, Niki Parmar, Jakob Uszkoreit, Llion Jones, Aidan N Gomez, Łukasz Kaiser, and Illia Polosukhin. Attention is all you need. In *Advances in neural information processing systems*, pages 5998–6008, 2017. 1, 2, 3, 4
- [45] Wenhai Wang, Enze Xie, Xiang Li, Deng-Ping Fan, Kaitao Song, Ding Liang, Tong Lu, Ping Luo, and Ling Shao. PVTv2: Improved baselines with pyramid vision transformer. *arXiv preprint arXiv:2106.13797*, 2021. 2
- [46] Wenhai Wang, Enze Xie, Xiang Li, Deng-Ping Fan, Kaitao Song, Ding Liang, Tong Lu, Ping Luo, and Ling Shao. Pyramid vision transformer: A versatile backbone for dense prediction without convolutions. *arXiv preprint arXiv:2102.12122*, 2021. 2
- [47] Haiping Wu, Bin Xiao, Noel Codella, Mengchen Liu, Xiyang Dai, Lu Yuan, and Lei Zhang. CVT: Introducing convolutions to vision transformers. *arXiv preprint arXiv:2103.15808*, 2021. 3
- [48] Enze Xie, Wenhai Wang, Zhiding Yu, Anima Anandkumar, Jose M Alvarez, and Ping Luo. Segformer: Simple and efficient design for semantic segmentation with transformers. *arXiv preprint arXiv:2105.15203*, 2021. 2
- [49] Huijuan Xu, Abir Das, and Kate Saenko. R-c3d: Region convolutional 3d network for temporal activity detection. In *Proceedings of the IEEE international conference on computer vision*, pages 5783–5792, 2017. 2, 6, 7
- [50] Mengmeng Xu, Chen Zhao, David S Rojas, Ali Thabet, and Bernard Ghanem. G-TAD: Sub-graph localization for temporal action detection. In *Proceedings of the IEEE/CVF Conference on Computer Vision and Pattern Recognition*, pages 10156–10165, 2020. 2
- [51] Serena Yeung, Olga Russakovsky, Ning Jin, Mykhaylo Andriluka, Greg Mori, and Li Fei-Fei. Every moment counts: Dense detailed labeling of actions in complex videos. *International Journal of Computer Vision*, 126(2-4):375–389, 2018. 1, 2, 5
- [52] Chuhan Zhang, Ankush Gputa, and Andrew Zisserman. Temporal query networks for fine-grained video understanding. In *Conference on Computer Vision and Pattern Recognition (CVPR)*, 2021. 2
- [53] Hang Zhao, Antonio Torralba, Lorenzo Torresani, and Zhicheng Yan. HACS: Human action clips and segments dataset for recognition and temporal localization. In *Proceedings of the IEEE International Conference on Computer Vision*, pages 8668–8678, 2019. 2
- [54] Daquan Zhou, Bingyi Kang, Xiaojie Jin, Linjie Yang, Xiaochen Lian, Zihang Jiang, Qibin Hou, and Jiashi Feng. Deepvit: Towards deeper vision transformer. *arXiv preprint arXiv:2103.11886*, 2021. 2
- [55] Xingyi Zhou, Dequan Wang, and Philipp Krähenbühl. Objects as points. *arXiv preprint arXiv:1904.07850*, 2019. 5
- [56] Xizhou Zhu, Weijie Su, Lewei Lu, Bin Li, Xiaogang Wang, and Jifeng Dai. Deformable detr: Deformable trans-

formers for end-to-end object detection. *arXiv preprint*  
*arXiv:2010.04159*, 2020. [1](#), [2](#), [3](#)