



**HAL**  
open science

## Déjà vu: Abusing Browser Cache Headers to Identify and Track Online Users

Vikas Mishra, Pierre Laperdrix, Walter Rudametkin, Romain Rouvoy

### ► To cite this version:

Vikas Mishra, Pierre Laperdrix, Walter Rudametkin, Romain Rouvoy. Déjà vu: Abusing Browser Cache Headers to Identify and Track Online Users. PETS 2021 - The 21th International Symposium on Privacy Enhancing Technologies, Jul 2021, Virtual, France. hal-03017222

**HAL Id: hal-03017222**

**<https://inria.hal.science/hal-03017222>**

Submitted on 16 Dec 2020

**HAL** is a multi-disciplinary open access archive for the deposit and dissemination of scientific research documents, whether they are published or not. The documents may come from teaching and research institutions in France or abroad, or from public or private research centers.

L'archive ouverte pluridisciplinaire **HAL**, est destinée au dépôt et à la diffusion de documents scientifiques de niveau recherche, publiés ou non, émanant des établissements d'enseignement et de recherche français ou étrangers, des laboratoires publics ou privés.

Vikas Mishra\*, Pierre Laperdrix, Walter Rudametkin, and Romain Rouvoy

# Déjà vu: Abusing Browser Cache Headers to Identify and Track Online Users

**Abstract:** Many browser cache attacks have been proposed in the literature to sniff the user’s browsing history. All of them rely on specific time measurements to infer if a resource is in the cache or not. Unlike the state-of-the-art, this paper reports on a novel cache-based attack that is not a timing attack but that abuses the HTTP cache-control and expires headers to extract the exact date and time when a resource was cached by the browser. The privacy implications are serious as this information can not only be utilized to detect if a website was visited by the user but it can also help build a timeline of the user’s visits. This goes beyond traditional history sniffing attacks as we can observe patterns of visit and model user’s behavior on the web.

To evaluate the impact of our attack, we tested it on all major browsers and found that all of them, except the ones based on WebKit, are vulnerable to it. Since our attack requires specific HTTP headers to be present, we also crawled the TRanco Top 100K websites and identified 12,970 of them can be detected with our approach. Among them, 1,910 deliver resources that have expiry dates greater than 100 days, enabling long-term user tracking. Finally, we discuss possible defenses at both the browser and standard levels to prevent users from being tracked.

**Keywords:** web tracking, web privacy, browser cache

DOI Editor to enter DOI

Received ..; revised ..; accepted ...

## 1 Introduction

Since the early days of the Internet, browsers have constantly tried to optimize performance and improve user

experience. In particular, browser caching is a feature that has been widely adopted by all modern browsers. Caches enable the browser to temporarily store and access some previously downloaded resources in a persistent storage, so that they can be reused in the future, thus reducing the network bandwidth and the time to load a web page. However, from basic features, such as cookies, to more advanced components, such as WebGL [16], persistent storage has constantly been abused for malicious intentions [17, 24]. Browser caches is one of such feature that has received a great deal of abuse over the years [19, 28, 29]. With the rise in the discussion on *privacy rights on the Internet* [23] and the increasing awareness about privacy issues, browser vendors started adding various safe-guards against well-known techniques to track and steal user information.

One such security development was the *same-origin* policy [14], which restricts the interaction of resources, such as scripts, loaded from different origins—*i.e.*, cross-origin resources. The *same-origin* policy includes cross-origin data storage access as well, which enforces the separation of various browser storages by origin. This means that data stored in `localStorage` or `IndexedDB` are separated by origin. However, at the time of writing, except for Safari, none of the other major browsers enforce this policy for browser caches. This leaves them exposed to various cache-based attacks, such as history sniffing [34], or even makes it possible to build an unique identifier for online tracking [18]. Researchers have found several ways to probe the cache and extract browsing history [19, 34, 36].

Browsing history has been shown to be highly unique and distinct [22, 32], thus it has a great potential to reveal very sensitive and personal information about users, such as physical location [29], or even their identities [36, 37]. The first instance of history sniffing was reported in 2002 [26] and, since then, it has evolved into much more complex attacks, one of them being cache based history attacks [34]. Most of the cache-based attacks are timing attacks that exploit the simple fact that it takes longer to retrieve a resource from the internet than from the browser’s cache. However, none of these history sniffing attacks are able to extract the exact time when a user visited a website and are limited

---

\*Corresponding Author: Vikas Mishra: Inria, Univ.

Lille, E-mail: vikas.mishra@inria.fr

Pierre Laperdrix: Univ. Lille, CNRS, Inria, E-mail: pierre.laperdrix@univ-lille.fr

Walter Rudametkin: Univ. Lille, Inria, E-mail: walter.rudametkin@univ-lille.fr

Romain Rouvoy: Univ. Lille, Inria, IUF, E-mail: romain.rouvoy@univ-lille.fr

to only inferring if a website has been visited before or not.

**Contributions.** In this paper, we make the following contributions:

1. We present a novel attack that abuses HTTP headers to extract the exact time when a resource (JavaScript, CSS or image files) was cached by the browser. By setting up a page with a malicious script, an attacker can probe for the presence of specific resources and build a timeline of the user’s visits on different websites (Section 3).
2. We crawl the TRANCO Top 100K websites and find that 91,755 resources present on 12,970 websites can be used to mount our attack. Among these resources, 25% have an expiration date that is higher than 100 days, providing an adversary a large window to use them and track a user over time. We also analyze the servers delivering these resources and we did not find any server technology with a default configuration that would make their user-base more vulnerable (Section 4).
3. We provide an analysis of two concrete applications, namely tracking and partial history sniffing. We show that the privacy implications of this attack are important as we can not only learn if a website was visited but also when and at which frequency. It becomes possible to a certain extent to build a behavioral profile of a user based on her different visit patterns (Section 5).
4. We discuss possible defenses at both the browser and the standard levels that could prevent an attacker from finding the exact date when a resource was cached (Section 6).

**Outline.** The remainder of the paper is organized as follows. Section 2 delivers the required background on browser caching and describes various response headers used by browsers to enforce their caching policies. Section 3 details our attack methodology. Section 4 presents our evaluation on the TRANCO Top 100K websites. Section 5 introduces two concrete applications. Section 6 discusses some defenses along with limitations in our methodology. Section 7 presents related history sniffing attacks and contextualizes our contributions with respect to the existing work. We finally conclude the paper in Section 8.

## 2 Background on Web Caches

All mainstream browsers use memory or disk cache to reduce the *page load time* (PLT) of websites by saving some static and infrequently changed resources, such as JavaScript files, images and CSS files. Once a resource is cached locally, the browser can then fetch the locally-stored copy, instead of downloading the resource again from the server, thus saving one round-trip per resource. This saves both time and network bandwidth. Nevertheless, when a browser caches a resource, it has to deal with classical issues that arise from caching, such as making sure that the resource is always up-to-date. Browsers manage this problem by using different headers to specify how to manage a resource in the cache.

### 2.1 HTTP Headers

Whenever the browser needs a given resource, it first sends a request to a remote server. Then, the server transmits a response containing both the requested resource, as well as HTTP headers specifying information, such as the MIME type of the resource and cache-related headers to help the browser determine how to cache the resource. It is the responsibility of the server owner to configure these headers properly to achieve the desired effect on the caches—*i.e.*, to improve the website performance and reduce the PLT, while ensuring that their users retrieve up-to-date content. The relevant headers related to the browser caching are:

- **Expires:** This header is a timestamp that specifies how long the content should be considered as fresh. It was the standard header to control caches until the header *Cache-Control* was introduced in HTTP/1.1. However, most of the servers and content providers keep using this header. The value of this header is the expiry date in the GMT format and the content is considered stale if the date format is not accurate;
- **Cache-Control:** The header *Cache-Control* specifies for how long and in which manner the content should be cached. It was introduced in HTTP/1.1 to overcome the limitations of the *Expires* header. Contrary to the *Expires* header that enables to only specify an exact end date, *Cache-Control* enables a more fine-grained control. Possible values for this header are the following:
  - **no-store** specifies that the content should not be cached;

- **no-cache** indicates that the resource can be cached, but the freshness of the resource has to be validated by the server every time it is requested. Thus, there is still a request sent to the server to validate the freshness of the resource, but not to download the resource when it is considered fresh;
- **max-age** specifies the period, in seconds, the content should be cached. For example, the `Cache-Control` defined with the following value `max-age=3600` means that the content can be cached and will be considered stale after 60 minutes (3,600 seconds);
- **must-revalidate** specifies that stale content cannot be served in any case and the data must be re-validated from the server before serving, even in the case where the device has no access to the internet.
- **Date** The HTTP header `Date` contains the date when a message was originated from the server and its precision is bounded up to seconds.

## 2.2 Cross-Origin Resource Sharing

*Cross-Origin Resource Sharing* (CORS) is a mechanism that allows a resource from one origin to interact in the context of a different origin. It is a relaxation of another security mechanism, called *same-origin* policy, that restricts the interaction of a document or script from one origin when loaded in a different origin. The origin is formally defined as the *scheme* (protocol), *host* (domain), and *port* of the URL used to access the resource.

**Why does the Same Origin Policy exist?** Many websites use cookies for session and authentication. These cookies are bounded to the domain where they are created and the browser attaches this cookie to every HTTP call made from that domain. This includes calls for any static resources like images, JavaScripts, CSS or even AJAX calls. In the absence of a *same-origin* policy limiting cookie access, this presents a cross-origin vulnerability. For instance, imagine a scenario where you visit a website `http://maliciouswebsite.com`, while being logged into your email at `http://emailprovider.com`, if there was no *same-origin* policy the malicious actor can make authenticated request to sensitive API, like `http://emailprovider.com/delete` of your email provider, in the background as the browser will attach the cookies when triggering this AJAX call. Thus, the

*same-origin* policy closes such loopholes by restricting cross-domain HTTP calls.

**Why does CORS exist?** Nonetheless, there are legitimate reasons for a website to trigger cross-origin HTTP requests. A website might use a third-party analytics script, third-party fonts or a single-page app might need to make AJAX calls to its API hosted one of its sub-domains. CORS was created to enable such legitimate cases of cross-origin or cross-domain requests.

In our attack, we use simple CORS request that relies on the `Access-Control-Allow-Origin` header to instruct the client of its preference whether it wants to allow that domain to access that resource or not. In case the server responds with `Access-Control-Allow-Origin: *`, then the resource can be accessed in any domain.

## 3 D  ja vu: A Cache-based Attack

In this section, we present our threat model and provide an overview of our attack with the specific mechanics behind it. The threat model is evaluated later on in Section 5 with two concrete applications.

### 3.1 Threat Model

In the novel cache attack presented in this paper, we employ a threat model wherein the attacker provides a malicious client-side script to an unsuspecting user on a cross-origin third-party website. The malicious client-side script then probes for various resources to extract the time when they were cached by the client. The attacker can decide which resources to probe based on her intention since the attacker can learn a lot of personal and sensitive information based on the resources saved in the cache.

The attacker can extract browser history similar to earlier known cache based attacks, as shown by Bansal *et al.* in [19], where the authors probed for resources using a Service Worker, and Weinberg *et al.* in [36] who probed for resources to extract pages visited by the user. Browser history has been shown to be highly unique [22, 32], thus an attacker can infer personal information about the user ranging from their interests to their political leanings or even their true identity. In another attack scenario, the attacker might be interested in crafting a stable and unique identifier for the user in order to track her visits on multiple websites similar to

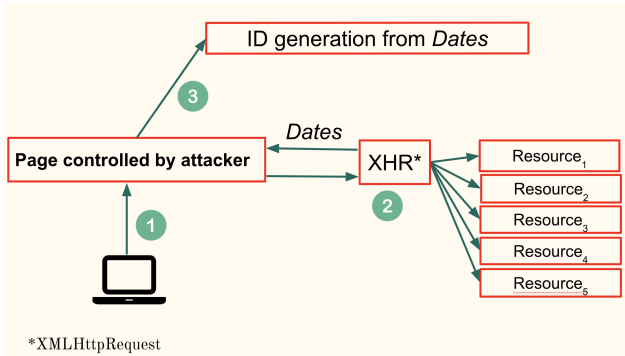


Fig. 1. Overview of the cache-based attack.

other well known tracking techniques [27]. This can be used to show targeted ads to the users based on their interests and previous visits to websites.

### 3.2 Attack Overview

**Summary.** Any website can learn the exact time and date up to the second when a vulnerable resource was cached in the browser. This can then be abused to track an online user or reveal a part of her browser history.

**How does it work?** Figure 1 provides an overview of the attack. A victim is led to a controlled webpage (Step 1) that will make requests to one or more online resources (Step 2). These resources are hosted either on the attacker’s domain or an external one. The attacker’s server then collects specific HTTP headers, namely `Cache-Control` and `Expires`, from the victim to calculate the times when each resource was cached in the browser (Step 3).

**Caching and browser security.** There exist many security mechanisms, like SOP [14], CSP [13], or CORS to control with precision what can be loaded and executed in the browser. Yet, despite those being in place, it is still possible to learn the exact time when a resource was cached. Here are the three different insights that make our attack possible:

- Almost all modern browsers have single-keyed caches—*i.e.*, a resource can be shared between multiple domains. On paper, this design is sound as it decreases load time on pages that share the exact same resources. The downside is that an attacker can abuse this to learn what has been cached by the browser from its own controlled domain;
- When CORS processes HTTP responses, it filters headers to only return those that are considered as *safe* [4]. For example, the header `Date` is not considered as safe but other cache headers like

`Cache-Control` and `Expires` are. Our attack relies on these supposedly "safe" information to infer the cached date of a resource;

- When a resource is put into the cache, the browser also stores the complete set of HTTP response headers along with it. As detailed in Section 2, the browser looks at either the `Cache-Control` or the `Expires` header to know if a resource must be downloaded again. The problem is that storing these headers in the cache completely fixes their values in time. At any moment, if a resource is fetched from the cache, it will always be accompanied by these headers with their original values. The browser will never update some of them to reflect how much time has passed since the initial request. Because of this, any website can get access to the safe-listed headers and compute the original caching date of a resource.

All in all, as detailed in Section 6.1, countermeasures can be added at both the browser and standard levels to protect against the attack. However, current implementation provided by most browsers make their users vulnerable to it.

### 3.3 Date Value Extraction

In an initial investigation, we observed that servers use one of two following behaviors to manage the freshness of their resources.

**Fixed expiry date.** The resource expires at the exact same date for all users who have it in their cache. In this configuration, the server returns a dynamically-calculated `Cache-Control:max-age` header by subtracting the time of request from the *fixed expiry date* in the future, and returning the result in seconds.

*User 1 :*

```
Date = Fri, 28 Aug 2020 12:00:00 GMT
Expires = Mon, 31 Aug 2020 12:00:00 GMT
max-age = 259200
```

*User 2 :*

```
Date = Fri, 28 Aug 2020 12:01:00 GMT
Expires = Mon, 31 Aug 2020 12:00:00 GMT
max-age = 259140
```

Looking at the above example, the difference of 60 seconds between the two requests is directly reflected in the `max-age` directive for User 2. Assuming that users do

not all visit the website at the exact same second, it is possible to rely on `max-age` to differentiate users. Once the attacker knows about the fixed expiry date of a particular resource, they can calculate the time when a resource was cached by a client following this equation:

$$\text{Date} = \text{fixed expiry date} - \text{Cache-Control:max-age}$$

**Fixed expiry duration.** In this scenario, the resource expires in a fixed amount of seconds for every user. This translates to a unique Expires header for each user.

User 1 :

```
Date = Fri, 21 Aug 2020 04:08:15 GMT
Expires = Mon, 24 Aug 2020 04:08:15 GMT
max-age = 259200
```

User 2 :

```
Date = Fri, 21 Aug 2020 16:23:42 GMT
Expires = Mon, 24 Aug 2020 16:23:42 GMT
max-age = 259200
```

In the above example, both users have the exact same `max-age` header and they each have a unique Expires header. For tracking purposes, getting the unique Expires header may be sufficient but, if the attacker wants to know when the resource was put in the cache to build a behavioral profile of the user, she can use the following formula:

$$\text{Date} = \text{Expires} - \text{fixed expiry duration}$$

### 3.4 Vulnerable Resources Identification

Before conducting the attack, it is necessary to identify online resources that can be fetched—or probed—from any domain and that have either a fixed expiry date or a fixed expiry duration. To identify them, we perform two crawls of the same websites at different times,  $t_1$  and  $t_2$ , and collect the response headers of all images, CSS and JavaScript files requested on the page. Specific details of the crawl and what we found are reported in Section 4.1. Listing 2 presents the algorithm we used to detect servers with vulnerable configurations, based on the following rules:

- The value of `Access-Control-Allow-Origin` response header must be `*`. Since we are interested in extracting the time a resource was cached from

```
#For a resource which was crawled at t1 and t2
#r: dictionary of response headers from both the crawls
#E_t1: Expiry header at t1
#E_t2: Expiry header at t2
#CCMA_t1: max-age directive from crawl 1
#CCMA_t2: max-age directive from crawl 2
#ACAO_t1: Access-Control-Allow-Origin header at t1
#ACAO_t2: Access-Control-Allow-Origin header at t2

def isVulnerable(r):
    if (r[ACAO_t1] == '*' and r[ACAO_t2] == '*' and
        ↪ 'age' not in r):
        if ( r[E_t2] - r[E_t1] = t2 - t1 ):
            return True
        if ( r[CCMA_t1] - r[CCMA_t2] = t2 - t1 ):
            return True
    return False
```

Fig. 2. Pseudo code to identify vulnerable resources.

a cross-origin context, it is necessary for these resources to have this header, otherwise the browser will block the request and the probing script will encounter a CORS error;

- The resource should not be cached by any intermediary proxy as the response headers would be identical when the resource is requested at different times. We identify such resources by the presence of the age response header. If it is not present, the resource is not cached by any proxy;
- If the resource has `Cache-Control:max-age` in both the crawls, the difference between values of this directive from the two crawls must be equal to the difference between the time of the crawls  $t_1$  and  $t_2$ , thus reflecting a fixed expiry date;
- If the resource has the Expires header in both the crawls, the difference between the values of this header must be equal to the difference between the time of the crawls  $t_1$  and  $t_2$ , thus reflecting a fixed expiry duration.

It should be noted that in order to conduct this attack over a long period of time, an attacker must perform regular crawls to maintain a list of vulnerable resources. As the web is very dynamic with servers that keep changing, it should be checked often that each resource is still online and and that they still meet the criteria presented in Listing 2.

**Table 1.** Number of resources shared by multiple websites in our dataset of resources common between the two crawls.

# websites	# distinct resources
1	3,000,562
1-10	94,283
10-100	4,298
100-1000	324
>1000	21
Total	3,099,488

## 4 Empirical Evaluation

### 4.1 Dataset Description

Section 3.4 describes the methodology we follow to identify the resources that are vulnerable and can be used by our probing script. Our methodology requires two crawls at different times hence, we crawled the Top 100K websites from the TRANCO list [33] on the 2<sup>nd</sup> and the 3<sup>rd</sup> of June, using Headless Chrome instrumented with Puppeteer [10] and recorded *response* headers of all the *JavaScript*, *CSS* and *image* resources from the homepages and 5 subpages of each of these websites. We were able to collect response headers from 393,428 webpages on 78,532 websites on the 2<sup>nd</sup> and 391,806 webpages on 78,623 websites on the 3<sup>rd</sup>. These crawls resulted in us collecting *response* headers of 12,606,963 and 12,564,824 resources, respectively. However, we are only interested in those resources and websites that are common in both crawls. After filtering the dataset, we are left with 10,614,460 resources representing 382,774 webpages from 76,819 websites that are common between both crawls.

**Resource sharing.** Out of 10,614,460 resources found to be common between the two crawls, only 3,099,488 of them are distinct as many of them are present in multiple websites and web-pages. Table 1 shows the number of resources along with the number of websites where it was seen during our crawls. We can see that 3,000,562 of them are only present in one website—*i.e.* they are unique to a particular website. On further investigation of these resources, we found that most of these were served from the same domain as the website while the rest of them were served from various CDNs. We also found several resources which were present in many websites. For instance, the table shows that about 21 resources were seen in more than 1,000 websites. All of these 21

resources can be categorized as *analytics*. These resources include *fbevents.js*, *google-analytics.js*, *addthis\_widget.js*, *adsbygoogle.js*, etc. Out of all the resources in our database, *google-analytics* is the most commonly used resource and is present in 18,011 websites.

### 4.2 Crawl Analysis

We use the rules described in Section 3.4 to filter out the resources from the 3,099,488 distinct resources obtained through our crawls and the results can be found in Table 2. The first rule requires the *Access-Control-Allow-Origin* header to be set to *\** so that they can be accessed in a third-party domain. Out of 3,099,488 resources, 616,190 have an *Access-Control-Allow-Origin* header value of *\**.

The second rule requires that the *age* header should not be present to exclude resources that are cached by intermediary proxies. In our pool of distinct resources, there are 2,145,938 resources which do not have the *age* header.

Our dataset has 1,586,347 resources that have the *Expires* header and 2,277,277 the *Cache-Control:max-age* directive. This shows the extent of the usage of the *Expires* header even though it has been deprecated and replaced by the *Cache-Control:max-age* directive.

Finally, we check the times collected during our crawl on each of these resources to keep all those that are vulnerable to our attack and whose presence in the browser cache can be probed (see pseudo code in Figure 2). In total, there are 91,755 resources which can be exploited to instrument our attack. These resources are present on 44,795 webpages from 12,970 websites and visits to these pages can be detected by our attack.

**Table 2.** Number of resources satisfying the rules.

Rule	# resources
1 <i>Access-Control-Allow-Origin</i> = *	616,190
2 <i>age</i> header not present	2,145,938
3 ' <i>Expires</i> ' header present	1,586,347
4 ' <i>Cache-Control:max-age</i> ' header present	2,277,277
5 <i>Pseudo-code</i> (cf. Figure2)	91,755



**Table 3.** Number of distinct resources of type image, CSS and JavaScript common in both crawls.

Resource	# resources	# vulnerable
Image	1,680,543	63,335 (3.77%)
JavaScript	898,358	18,125 (2.02%)
CSS	520,587	10,295 (1.98%)
Total	3,099,488	91,755 (2.96%)

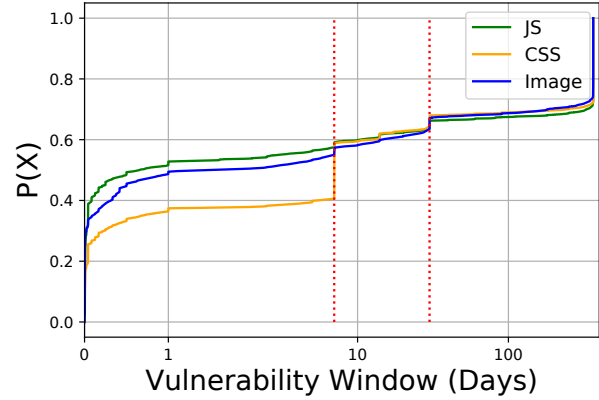
#### 4.2.1 Types of Vulnerable Resources

As explained in Section 4.1, during our crawls, we only store header information about resources whose *content-type* header contains either javascript, image or CSS. Table 3 shows the distribution of collected resources along with number of them that are found to be vulnerable. From the table, we can observe that the maximum number of vulnerable resources identified from our crawls of TRANCO Top100K websites are images, followed by JavaScript and CSS resources. The vulnerability of a resource depends on the configuration of caching headers provided by the servers, hence it is hard to reason about such results.

#### 4.2.2 Vulnerability Window

We define the *vulnerability window* (VW) as the duration for which a particular resource is cached in the browser. This duration also denotes the amount of time until which our probing script can detect the presence of a cached resource. As explained in Section 2, the server decides the freshness period of the resource and communicates this information to clients using either *Cache-Control:max-age* or *Expires* header. Figure 3 shows a CDF of vulnerability window of all the resources found to be vulnerable to our attack.

We can see from Figure 3 that about 30% of vulnerable images, 35% of vulnerable JavaScripts and 30% of vulnerable CSS resources have a VW greater than 100 days, which means that, if a user visits a website that leads to one of these resources being cached, they might remain cached for at least the next 100 days. We also observe that ~55% of JavaScript resources have a VW less than 7 days, whereas only 40% of CSS resources have a VW as short as 7 days and the images are in between the two with ~55% of them having a VW shorter than 7 days.

**Fig. 3.** CDF of vulnerability window for images, CSS and JavaScript resources (X-axis has a logarithmic scale).

We also noticed that CSS and JavaScript resources have comparatively higher VW’s as compared to image resources. MDN guide on HTTP-Caching [15], recommending the usage of a technique called *revving* [35] for JavaScripts and CSS, gives us a clue on the reason for such a behavior. It is recommended to set expiration times as far in the future as possible for the best responsiveness and performance. Then, when it is time to update these resources, developers only have to modify the name of the resource so that the change is propagated to all clients on future visits. This way, developers do not have to worry about ever serving stale content and hence being able to set long expiration times.

Another interesting observation can be made from Figure 3. We notice that 11,646 websites serve a very high number of resources with an expiry duration of less than 30 days and a smaller—but significant—number of 1,910 websites serve resources with an expiry duration greater than 100 days. 574 of them have resources between 30 days and 100 days. We believe the reason for this behavior is because of the difference in use-case of these resources. For instance, looking at image resources, ~65% of them have a VW less than 30 days and ~30% of them have a VW greater than 100 days, which means that there are only about 5% of vulnerable images which have a VW between 30 days and 100 days. The reason being, there are some images which are specific to a page or are part of a dynamic page, for example, an image of a politician on news website’s front-page on a given day. Whereas there are some images which are shared by other pages of the website and are expected to remain unchanged for longer duration, for example, the logo of the website. For images that are present on all pages, it makes sense for the server to fix a long expiry date, whereas the website does not



**Table 4.** 10 most common values of *server* header with different versions of the same server grouped together. For instance, Nginx/1.15.3 and Nginx/1.13.7 are grouped as Nginx.

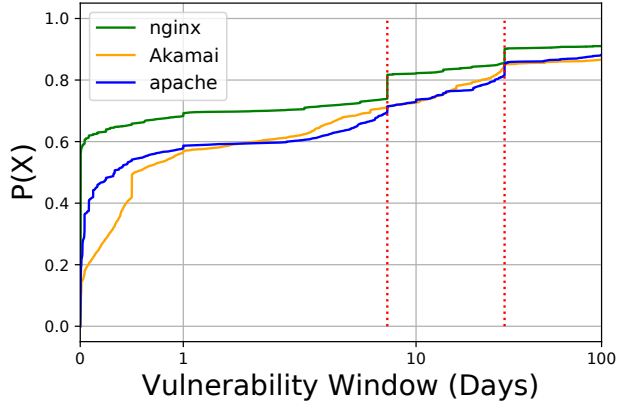
Server	# resources	# vulnerable
Nginx	760,546	27,058 (3.56%)
Cloudflare	577,052	2,747 (0.48%)
Apache	552,584	5,712 (1.03%)
Microsoft	243,999	3,642 (1.49%)
AmazonS3	107,319	1,335 (1.24%)
Tengine	74,641	1,245 (1.67%)
NetDNA-cache/2.2	37,258	357 (0.96%)
Akamai	35,276	5967 (16.91%)
Google Tag Manager	29,355	0 (0%)
ESF	25,565	0 (0%)

want to take up space in the browser cache for too long for resources which are specific to a page or are part of a dynamic page. Thus, we believe that images that have a VW of greater than 30 days (~35% of vulnerable images) are those which are mostly site-wide shared resources, such as logo.

#### 4.2.3 Servers Exposing Vulnerable Resources

Out of 3,099,488 distinct resources common between the two crawls, 2,841,435 of them have a *server* [12] header, which contains information about the software (CDN’s in some cases) used by the origin server to handle the particular request. Table 4 shows the 10 most common values of the *server* header along with the number of resources which they served in our dataset. The table also shows the number of vulnerable resources with a particular value of the *server* header. Nginx, Cloudflare, and Apache are the Top3 values of the *server* header observed in our dataset. It is important to note that Nginx and Apache are what we would normally consider a server, while Cloudflare provides various CDN services that automatically optimize the resources for quality and performance.

We can see from the table that Nginx has the highest number of vulnerable resources followed by Akamai and Apache. Figure 4 shows a CDF plot for the vulnerability windows for these 3 servers. We can see from the figure that Apache has the highest fraction of resources with higher vulnerability windows as compared to Akamai and Nginx. For instance, ~28% of resources served by Apache have a vulnerability window greater than 7 days whereas only ~25% of resources served by Akamai



**Fig. 4.** CDF of vulnerability window for Top3 vulnerable servers (X-axis has a logarithmic scale).

and ~19% of resources served by Nginx show the same vulnerability window.

In the end, we did not find any specific correlation between vulnerable resources and affected servers. There are no servers which by default serve a resource with the headers expected for this attack.

#### 4.3 Performance Evaluation of the Attack

We tested our attack on all the major desktop and mobile browsers. Table 5 shows the results of our tests. Our script fails in Safari and every browser on iOS devices because WebKit—Safari’s browser engine—implements cache isolation by default. This means that a resource saved in the cache for domain A will be downloaded again when requested by our probing script embedded in domain B. Our attack also failed in iOS browsers, such as Chrome and Firefox, because Apple enforces every browser on iOS to use WebKit behind the scene.

Another important distinction between our attack and other timing-based cache attacks for history sniffing is that we do not need to download the resource, as we are only interested in the *response* headers and not the response body. Hence, we do not send GET queries, but instead rely on HEAD queries, which are much faster. This also makes our attack independent of the size of the resources being probed, unlike other timing attacks. However, this does not hold true for using our attack when building a tracking identifier since we use GET queries in that case to poison the cache.

Based on our tests with two recent laptop devices on Linux, and a MacBook Pro 2018 running MacOS 10.14, a OnePlus 7T running on Android 10, and various network conditions, such as over 4G, WiFi and Ethernet:

Table 5. Browser compatibility

Platform	Browser	Attack Success
<b>Desktop</b>		
	Chrome 84	✓
	Safari 13.1	✗
	Firefox 80	✓
	Opera 70	✓
	Brave 1.12	✓
	Tor browser 9.5.4 (Standard)	✓
<b>Mobile</b>		
	Chrome 84 (Android)	✓
	Safari 13.1 (iOS)	✗
	Firefox 80 (Android)	✓
	Opera 59.1 (Android)	✓
	Brave 1.12 (Android)	✓

an attacker can expect to probe over 300 URLs/second when the resources being probed are in the cache, while they can probe over 100 URLs/second when the resources are not found in the browser’s cache. In essence, an attacker could feasibly check thousands of resources in under 30 seconds without having any noticeable impact on the device—or the webpage—performance.

## 5 Privacy Implications

In this section, we explore two concrete applications of our attack to understand the privacy implications behind it. We use the data collected from our crawl to evaluate their effectiveness and highlight the potential problems of extracting the exact time when a resource was put into the cache.

### 5.1 History Sniffing.

Illegal access of browser history through probing is commonly referred to as *history sniffing*. The techniques to access the browser history include using CSS selectors and cache-based attacks. However, most of the previously known cache-based attacks are timing attacks that rely on the difference in the time it takes to download the resource from the server directly or using a cached copy. All of these attacks are limited to only inferring if a resource is in the cache and none of them are able to extract the exact time when it was cached. Thus, contrary to more traditional history sniffing, the attack presented in this paper presents two major differences.

**Time of visit.** We can not only know if a page was visited, but also when it was visited. Depending on the website, some resources are shared across all pages of the same website like a custom CSS file or a third-party library. Relying on this type of resources provides the time of the initial visit but not more. Other websites have resources that are used on a single page. For example, news websites and blogs often have unique images at the top of each of their article. This presents some serious privacy implications as this information can be leveraged to build a timeline of the user’s visit. We can learn if a visit to a particular domain was just a one-off or if it is repeated and part of the user daily routine, showing a keen interest to the topics discussed on the visited pages. This information can also be abused to better target the user and understand her preferred time for reading news, watching videos or shopping. Ad companies could then predict when she will be online to deliver an ad at just the right time. All in all, knowing if a page was visited is already concerning, but knowing exactly when adds an additional layer of intrusiveness that has not been seen before in more traditional sniffing.

**Partial history.** As discussed previously, not all pages are vulnerable to the attack as they may not present resources that can be probed on any domain. However, even if the reconstructed browser history is partial, it can still present some sensitive information on the user. Moreover, the presence of a vulnerable resource in a webpage does not necessarily mean that our attack would succeed in detecting if the webpage is present in the user’s browsing history. Vulnerability simply means that our probing script can detect if a resource is in the browser cache or not. To infer a website visit from a cached resource requires us to have the knowledge of whether that resource is present in any other website or not. For instance, if we detect that a resource A is cached after a visit to a particular website X and that resource is not used by any other website then we would be able to infer that the user has visited the website X.

**Proof of Concept.** A PoC of this sniffing technique can be found at [https://github.com/mishravikas/PETS\\_dejavu](https://github.com/mishravikas/PETS_dejavu) where we test if the user has visited one of the 5 websites that are vulnerable in the TRANCO Top 100 list.

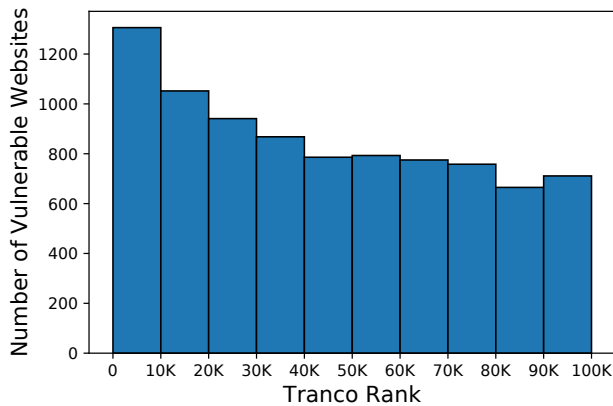
#### 5.1.1 Resources Unique to a Website

Considering that websites are interconnected with many resources being shared among many websites and web-

pages, not all vulnerable resources can be associated with an individual website. Thus we calculate the number of resources which are only used by one website in our dataset of 100K websites to figure out how many of them could be used to infer visit to a particular website. Out of 91,755 distinct resources common between the two crawls, 87,812 of them are only used in one website while the remaining are present in more than one website. This translates to 8,456 websites which have at-least one resource that is used by only that website in our dataset of 100K websites. Thus, visits to these 8,456 websites can be inferred by probing for a single resource.

Out of these 8,456 websites, 26 of them are ranked in the TRanco Top 100, 168 are ranked in Top 1K, while 1,306 belong to the TRanco Top 10K list. Figure 5 depicts the distribution of website rankings that are vulnerable to our attack.

Our results show that the vulnerable websites are somewhat evenly distributed in the TRanco ranking, popular websites are also vulnerable, and the popularity of a website does not appear to have a huge impact on its vulnerability to our attack.



**Fig. 5.** Histogram showing TRanco ranking of websites vulnerable to our attack. X-axis shows the range of TRanco ranks whereas the Y-axis reports on the number of vulnerable websites.

### 5.1.2 Resources Unique to a Sub-page

Since we collected in our crawls resources from 5 sub-pages of each of the 100K websites, we can analyse if it is possible to detect specific page visit and not just the website visit. For instance, if a website has a unique resource in each of the sub-page then the presence of

that resource in a user’s browser cache would indicate that the user has visited that specific page. We found that out of 91,755 distinct vulnerable resources, 58,496 of them are only used in a single sub-page and are not shared by any other sub-page. This translates to 9,705 pages crawled which have at-least one resource used in only that specific page. These sub-pages belong to 5,574 websites, thus some of these sub-pages belong to the same website. On further investigation, we observed that most of these websites and sub-pages are either blogs, news providers or other article based websites.

This has severe privacy concerns as it leads to various behavioural detection. For instance, in our dataset, we noticed that news websites follow the pattern of having a unique image in each of the news article, thus it is possible to detect specific news articles read by a user on the vulnerable news provider’s websites. This results in an attacker inferring political leanings of a user, their preferred news provider as well as their daily habits.

### 5.1.3 Categories of Vulnerable Websites

We use the category feature of SimilarWeb [11] to classify the websites in our dataset to 24 possible categories. We were able to classify 56,767 websites from our dataset of 76,819 websites as the remaining websites were unknown to the service. Table 6 shows the list of all 24 categories along with the total number of websites along with the ones that are vulnerable. The highest number of vulnerable websites belongs to the *Computer Electronics and Technology* category with 1,918 websites, even though they are represented a lot in our dataset compared to other ones. These websites are followed closely by *News and Media* at 1,787 websites and *Science and Education* at 1,107. On the opposite side, the *Pets and Animals* category is the least vulnerable one in our dataset with only 34 of them being vulnerable.

Table 6 also shows the Vulnerability Ratio (VR) and the top ranked vulnerable website for that category. Vulnerability ratio is calculated by dividing the number of vulnerable websites by the total number of websites in each category. The *Lifestyle* category has the highest vulnerability ratio at 0.4. In other words, 40% of all websites categorised as *Lifestyle* were found to be vulnerable to our attack. Furthermore, websites categorised as *Reference Materials* have the lowest VR of 0.12. Finally, regarding vulnerable websites with detectable sub-pages, we do not notice any specific trends. Between 35% to

**Table 6.** Complete list of categories sorted by total number of websites.

Category	# Websites	# Vulnerable Websites	VR	# with detectable sub-pages	Top Website (rank)
Computers Electronics and Technology	13,477	1,918	0.14	1002 (52.2%)	microsoft.com (5)
Science and Education	7,501	1,107	0.15	363 (32.8%)	archive.org (88)
News and Media	6,197	1,787	0.29	660 (36.9%)	qq.com (9)
Arts and Entertainment	4,610	1,088	0.24	397 (36.5%)	netflix.com (4)
Finance	3,447	568	0.16	265 (46.7%)	alipay.com (57)
Law and Government	2,907	399	0.14	108 (27.1%)	loc.gov (323)
Games	2,131	381	0.18	203 (53.2%)	roblox.com (208)
Business and Consumer Services	2,110	411	0.20	203 (49.4%)	zillow.com (338)
Ecommerce and Shopping	1,703	390	0.23	216 (55.4%)	tmall.com (7)
Health	1,686	371	0.22	170 (44.6%)	mama.cn (149)
Travel and Tourism	1,372	331	0.24	142 (42.9%)	tripadvisor.com (311)
Lifestyle	1,371	558	0.41	316 (56.6%)	nike.com (481)
Adult	1,255	161	0.13	66 (41.0%)	pornhubpremium.com (2922)
Food and Drink	1,060	254	0.24	113 (44.5%)	dianping.com (1586)
Sports	933	302	0.32	133 (44.0%)	espn.com (308)
Community and Society	754	144	0.20	57 (39.6%)	jw.org (1346)
Vehicles	707	207	0.30	93 (44.9%)	cars.com (2637)
Hobbies and Leisure	642	96	0.15	52 (54.2%)	shutterstock.com (286)
Jobs and Career	620	102	0.16	55 (53.9%)	zhaopin.com (1264)
Heavy Industry and Engineering	609	116	0.20	49 (42.2%)	bp.com (3252)
Home and Garden	554	163	0.30	90 (55.2%)	gome.com.cn (354)
Gambling	487	61	0.13	22 (36.1%)	bet9ja.com (701)
Reference Materials	486	60	0.12	26 (43.3%)	britannica.com (456)
Pets and Animals	148	34	0.23	18 (52.9%)	edh.tw (2608)

55% of all vulnerable websites are also subject to sub-page detection across almost all categories.

Overall, this analysis of website category shows that no single category can be targeted more than another as it all depends in the end on how a website is structured and configured.

#### 5.1.4 Case Study: News websites

In this subsection, we present a case study demonstrating feasibility of such an attack on news websites. The objective being - extracting the articles read by a user on websites of these news providers. The attack is simple for news websites because almost every news article has a unique image-resource embedded in it. We probe for the presence of this resource in a user's cache and deduce if they have read the article or not based on the results of our probe.

We manually visited the websites of 5 popular American news providers, namely `msn.com` (rank 49), `cnn.com` (rank 63), `cnbc.com` (rank 182), `abcnews.com` (rank 405) and `msnbc.com` (rank 1439), on Monday, 31 Aug 2020. We found that all of these websites included an image with a unique URL in most of their

news articles. The images from `cnbc.com` and `cnn.com` had a fixed expiry duration where the images were served with a dynamic Expires header and a constant Cache-Control:max-age header. On the other hand, images from `msn.com`, `abcnews.com`, `msnbc.com` were served with a fixed expiry date and a constant Expires headers.

The vulnerability window of the images from these websites ranges from 1 hour for `cnn.com` to 90 days for `abcnews.com` and `msnbc.com`. For images from `msn.com` and `cnbc.com`, the vulnerability window was found to be 5 days and 30 days respectively. Thus, if the user reads the article on the day of publication, our attack can detect that for as long as 90 days for some cases and as short as 1 hour for `cnn.com`.

This case study highlights the seriousness of our attack as learning a user's news preferences has serious privacy implications. It could reveal their political leanings, sexual orientation or even their financial interests based on the types of articles they read.

## 5.2 User Tracking

Another application of this attack is about identifying a user on any given web page. It is possible to create an identifier by combining the times when some specific resources were cached in the user's browser while bypassing any other tracking mechanisms, like cookies or browser fingerprinting [31]. Looking at the tab "about:cache" in Firefox, which lists all resources cached in the browser, some elements can stay on disk for as long as ten years (even if the expiration date is set even further in time).

However, as mentioned previously, extraction of timestamps only works for vulnerable resources. Thus, out of 3,099,488 distinct resources in our dataset, 91,755 of them can be used for tracking as they were found to be vulnerable, as shown in Table 2. ~31% (28,892) of these resource had a vulnerability window greater than 100 days *i.e* these resources could possibly remain in a browser's cache for longer than 100 days and any identifier built using these resources can be considered stable for that duration. Still, the biggest weakness of this attack is that it is difficult to scale past a certain number of users. If a website has a high traffic, it would be very difficult to distinguish every single user without a specially crafted algorithm as the precision of the cache headers is bounded to seconds.

**Proof of Concept.** A PoC of this tracking technique can be found at [https://github.com/mishravikas/PETS\\_dejavu](https://github.com/mishravikas/PETS_dejavu). It is important to note that our PoC is basic and a more advanced script can be developed to probe different resources for users who would visit the website at the same time. Furthermore, the probing script could be modified with additional complexity by first querying with a HEAD query to ensure that the user's cache is not poisoned. However, if none of the resources being probed turn out to be in the cache, another probe with a GET query could be performed in order to poison the user's cache with the desired resources and create an identifier for the user to identify them on their next visit.

## 6 Discussion

### 6.1 Defenses

To prevent an attacker from finding the exact date when a resource was cached, we detail several possible defense solutions:

**Deploy cache isolation.** Using a double-keyed cache by including both the URL of the resource and the domain of the top-level document on which the request was made effectively mitigates the attack. The attacker is then unable to test for resources outside of the domains that she owns. Safari is resistant to our attack as it has been using the eTLD+1 of the top-level document as a second key since 2013 [1]. A possibility of using a triple-keyed approach is even being discussed by the WHATWG and browser vendors to protect from attacks inside sub-frames in the same document [3, 5, 7]. However, partitioning of the cache limits the re-usability of third-party resources such as commonly used scripts and fonts. In such a scenario, each website would need to download and store its own copy of a resource even if it was cached earlier for a different origin. Experiments ran by the Google Chrome team [6] show that overall network load increases by around 3% while cache misses increase by about 2%. Third-party fonts seem to be the most affected with an increase of cache misses by 7% while JavaScript and CSS files are at 5% and 3% respectively. A more targeted countermeasure would be to partition the cache for only those resources that set *access-control-allow-origin: \**. This approach will thwart the attack while still keeping the performance advantages of shared caches for authorized domains.

**Refresh the headers of cached resources.** Another approach to protect against the attack is for the browsers to refresh the *Cache-Control* and *Expires* headers every time the resource is requested, even when the resource is loaded from the cache. This way, if the attacker probes for a resource, she will not be able to distinguish between the resource being loaded for the first time and a resource being loaded from the cache. To accompany this change, developers must then adopt a revved naming convention so that new versions of scripts are downloaded as soon as they are released. Introduced by Steve Souders in 2008 [35], *revving* consists in including the version number in the scripts' name. If a script is not updated frequently, developers can put an expiry date that is very far in the future to prevent server load and an uptick in version will trigger an automatic change for all clients.

**Remove the *Cache-Control* and *Expires* headers from the CORS-safelisted response headers.** By removing these two HTTP headers from the list of authorised response headers, an attacker would not be able to calculate when a specific resource was cached. Out of the three solutions detailed here, this is likely the simplest one with the least amount of impact, as it would not overload CDNs and it would not require

developers to completely change their naming conventions.

## 6.2 Limitations

In this study, we set out to understand the extent to which HTTP cache headers could be abused for history sniffing. Here, we discuss some limitations inherent to our approach.

### 6.2.1 Impact of User's Location

For our evaluation, we performed crawls from a single address in our research lab. While crawling from a different location could impact the exact numbers of vulnerable resources we detected with the presence of proxies or different expiry dates, we believe this difference to be marginal and does not impact the qualitative aspect of our findings.

### 6.2.2 Repeatability of the History Sniffing Attack

Our attack uses the HTTP HEAD method to avoid vulnerable resources being downloaded and cached unnecessarily. This has the important advantage of not polluting the cache, making the attack repeatable. Of course, the attack can only be repeated for resources that have not been modified by the server (as well as the fact the resources must meet the criteria we have specified in Section 3.4). An extensive history attack requires a large list of vulnerable resources to test for. We obtain the list of resources through web crawls, and the list must be regularly updated to obtain new resources, as well as purge old ones. The time between crawls and the natural churn of the web may lead to some discrepancies when probing a large list of resources.

A variant of our attack might use the HTTP GET method. However, this would lead to downloading resources and polluting the cache. In some use-cases such as online tracking, this may be desirable since additional information, such as timings, can be calculated in addition to the Date headers. Furthermore, an attacker may be able to filter polluted cached items from those cached through organic processes by using the timestamps to discriminate them.

## 6.3 Vulnerability Disclosure

We reported our attack on cache headers to the Chrome and Firefox teams. Despite detailed explanations, Google triaged the vulnerability as a duplicate, comparing it to timing attacks based on the actual measurement of time. Mozilla acknowledged our attack and told us that double-keyed cache was added in 2019 to the Firefox codebase and could be activated by switching the `browser.cache.cache_isolation` preference to `true` [2].

## 6.4 Cache Partitioning Update (November 2020)

While the bulk of this study was conducted in the first half of 2020, some important changes have happened regarding countermeasures in browsers. In Chrome 86 released on October 6<sup>th</sup>, triple-keyed cache was deployed for all users [8, 30]. Since a lot of browsers are depending on the same code base, we expect Brave, Edge, Opera and Chromium-based browsers to integrate these changes relatively fast. Regarding Firefox, the `cache_isolation` preference has still not been switched on by default as Mozilla developers are working to isolate not only the cache but also the different stacks of the browser [9].

## 7 Related Work

Browsing history of end users can reveal a lot of personal and sensitive information about them, such as their age, gender and even their identities [36, 37]. It has been shown to be highly unique and distinct with only a subset of the user's history needed to perform identification [22, 32]. History sniffing has been a popular research topic since 2002, when attackers discovered a way to exploit `:visited` selector to detect the links visited by a user [20, 26]. Since then, several other techniques have been devised and published on this topic [19, 29, 34, 36]. In this section, we present some of the main techniques published over the years for history sniffing, which can be broadly classified into two categories: *Visited-link* and *Cache-timing* attacks. Finally, we compare our attack presented in this paper and we show that it is fundamentally different from other published contributions, as we are able to learn not only the fact that a website has been visited, but also the exact time when it was visited, hence the order of websites visited by the user.

**Visited-link attacks.** In 2002, A. Clover reported a way to detect what pages have been visited by a user using CSS selector `:visited` [26]. This selector is used to apply different styles, such as color, to previously visited links stored in the browser history. For a long time, attackers could use `getComputedStyle` and other similar functions, such as `querySelector`, to get the styling of every element in DOM, including elements of the `:visited` class. The attacker then simply had to query the current style of an element with an `uri` pointing to a potential link the user might have visited. When the style returned by the selector was consistent with the ones defined for elements of `:visited` class, the attacker would know that the user has previously visited that link. This vulnerability was fixed by major browser vendors by modifying the results of selectors applied on elements of `:visited` class. For instance, Firefox [21] fixed it by lying on `getComputedStyle` and other functions, such as selectors, and by limiting various other styling options for visited links.

However, this was not the end of visited-link attacks as browser vendors introduced more advanced API’s to manipulate various components of the rendering process, such as the Paint API, and exposed them to JavaScript: the attacks became more advanced. Weinberg *et al.* [36] presented an attack using re-paint events to sniff history and also demonstrated interactive ways to trick users into leaking their history, such as CAPTCHAS, and inferring the color of the links using reflections on the webcam. Smith *et al.* [34] demonstrated new attacks belonging to this category by abusing the CSS Paint API, CSS 3D transforms and SVG `fill-coloring`.

**Cache-timing attacks.** Timing attacks have been well-known for quite a long time with the initial idea of using them in the context of browsing history and caches being introduced by Felten *et al.* [28]. They were able to measure the time difference to load resources that are present in a browser’s cache, as compared to the ones which the user’s client sees for the first time. Since then, cache-timing attacks have been re-visited by researchers multiple times, with each iteration demonstrating more severe implications and improving the effectiveness and scale of deployment. Jia *et al.* [29] demonstrated geolocation inference attack using browser-cache, where they were able to geo-locate a user based on their browsing history on 62% of Alexa Top 100 websites. C. Bansal *et al.* [19] demonstrated robust cache-attacks and improved the efficiency of the timing-attacks by utilizing Web Worker API, while also improving the

repeatability of the attack by eliminating cache contamination during cache probing.

Although the underlying objective—*i.e.*, history sniffing—of our attack and both these categories of attacks remains the same, our attack differs from visited-link attacks since we do not rely on any style probing, while also not relying on time measurements to probe resources present in browser cache, unlike cache-timing attacks. Furthermore, unlike any other history sniffing attack, our method also succeeds in getting the exact time when a user visited a particular website, which is a first for history attacks to the best of our knowledge. The closest class of attacks which can be associated with the one we present in this paper is probably the cache-timing attacks as similar to our attack they also misuse the browser cache as a persistent and shared data store.

To the best of our knowledge, abusing *Cache-Control:max-age* and *Expires* headers to get the Date and time of a website visit has not been reported before. Furthermore, since we do not rely on any time measurements for our attack, it is immune to the safe-guards added by browser vendors over the years to mitigate against potential security threats such as, Firefox limiting the resolution and precision of the timing API, or Chrome’s solution of disabling re-paints for targets associated with a link which was released in Chrome 67 [25] to mitigate attacks based on CSS Paint API.

## 8 Conclusion

In this paper, we presented a novel browser cache attack that does not rely on timing measurements to detect if a resource exists in the cache. We showed how caching headers can be abused to extract the exact date and time a user visited a webpage that included a vulnerable resource. We also show applications of our attack for history sniffing as well as tracking. We found all major browsers, except Safari, to be vulnerable to our attack. Our attack works for third-party scripts because it relies on CORS safe-listed headers.

We analyzed static resources on the TRANCO Top 100K websites and show that 12,970 of them include vulnerable resources and visits to 8,456 websites can be detected by a single resource probe. We also analyse the possibility of detecting visits to not only a website but also webpages of a website. We show that visits to 9,705 webpages from 5,574 websites can be detected by a single resource probe with many of them belonging to news providers. This presents serious privacy im-



plications as it is possible to infer user behaviour and preferences such as their preferred source of news and their political leanings.

Browsers that implement cache-isolation are resistant to this attack, as well as many of the cache-based timing attacks. Currently, only Safari does this by default, but plans to activate this feature in Firefox, or implement it in Chrome, are a step in the right direction and would improve privacy and security at the expense of some loss in caching performance.

## Acknowledgments

We thank our shepherd Richard McPherson and the anonymous reviewers for their helpful feedback. This work is funded by the ANR FP-Locker project under grant number ANR-19-CE39-00201.

## References

- [1] Optionally partition cache to prevent using cache for tracking – WebKit Bug tracker. [https://bugs.webkit.org/show\\_bug.cgi?id=110269](https://bugs.webkit.org/show_bug.cgi?id=110269), 2013.
- [2] Add Cache-Isolation behind a pref – Mozilla Central. <https://hg.mozilla.org/mozilla-central/rev/a5e791146ef5>, 2019.
- [3] Double-keyed HTTP cache – WHATWG Fetch GitHub Repository. <https://github.com/whatwg/fetch/issues/904>, 2019.
- [4] CORS safelisted headers from the Fetch living standard – WHATWG Standards. <https://fetch.spec.whatwg.org/#cors-safelisted-response-header-name>, 2020.
- [5] Determine the scope to which storage and communications should be scoped in the third-party context – Mozilla Bug tracker. [https://bugzilla.mozilla.org/show\\_bug.cgi?id=1558932](https://bugzilla.mozilla.org/show_bug.cgi?id=1558932), 2020.
- [6] Explainer - Partition the HTTP Cache – GitHub. <https://github.com/shivanigithub/http-cache-partitioning>, 2020.
- [7] HTTP Cache Threat Model - Partitioning the cache. [https://docs.google.com/document/d/1U5zqfaJCFj\\_URrAmSxJ0C7z0AiLLJ30IqAqShVWnck/](https://docs.google.com/document/d/1U5zqfaJCFj_URrAmSxJ0C7z0AiLLJ30IqAqShVWnck/), 2020.
- [8] Issue 910708: Split Disk Cache Meta Bug – Chrome Bug tracker. <https://bugs.chromium.org/p/chromium/issues/detail?id=910708>, 2020.
- [9] [meta] Top-level site partitioning – Mozilla Bug tracker. [https://bugzilla.mozilla.org/show\\_bug.cgi?id=1590107](https://bugzilla.mozilla.org/show_bug.cgi?id=1590107), 2020.
- [10] Puppeteer repository – GitHub. <https://github.com/puppeteer/puppeteer>, 2020.
- [11] SimilarWeb: Website Traffic Statistics & Analytics. <https://www.similarweb.com/>, 2020.
- [12] Server response header – MDN Web Docs. <https://developer.mozilla.org/en-US/docs/Web/HTTP/Headers/Server>.
- [13] Content Security Policy (CSP) – MDN Web Docs. <https://developer.mozilla.org/en-US/docs/Web/HTTP/CSP>, 2019.
- [14] Same-origin policy (SOP) – MDN Web Docs. [https://developer.mozilla.org/en-US/docs/Web/Security/Same-origin\\_policy](https://developer.mozilla.org/en-US/docs/Web/Security/Same-origin_policy), 2019.
- [15] HTTP Caching – MDN Web Docs. <https://developer.mozilla.org/en-US/docs/Web/HTTP/Caching>, 2020.
- [16] WebGL: 2D and 3D graphics for the web – MDN Web Docs. [https://developer.mozilla.org/en-US/docs/Web/API/WebGL\\_API](https://developer.mozilla.org/en-US/docs/Web/API/WebGL_API), 2020.
- [17] Gunes Acar, Christian Eubank, Steven Englehardt, Marc Juarez, Arvind Narayanan, and Claudia Diaz. The web never forgets: Persistent tracking mechanisms in the wild. In *Proceedings of the 2014 ACM SIGSAC Conference on Computer and Communications Security*, pages 674–689, 2014.
- [18] Mika D Ayenson, Dietrich James Wambach, Ashkan Soltani, Nathan Good, and Chris Jay Hoofnagle. Flash cookies and privacy ii: Now with html5 and etag respawning. *Available at SSRN 1898390*, 2011.
- [19] Chetan Bansal, Sören Preibusch, and Natasa Milic-Frayling. Cache timing attacks revisited: Efficient and repeatable browser history, os and network sniffing. In Hannes Federrath and Dieter Gollmann, editors, *ICT Systems Security and Privacy Protection*, pages 97–111, Cham, 2015. Springer International Publishing.
- [20] David Baron. :visited support allows queries into global history – Mozilla Bug tracker. [https://bugzilla.mozilla.org/show\\_bug.cgi?id=147777](https://bugzilla.mozilla.org/show_bug.cgi?id=147777), 2002.
- [21] David Baron. Preventing attacks on a user’s history through CSS :visited selectors – Mozilla Hacks Blog. <https://hacks.mozilla.org/2010/03/privacy-related-changes-coming-to-css-visited/>, 2010.
- [22] Sarah Bird, Ilana Segall, and Martin Lopatka. Replication: Why We Still Can’t Browse in Peace: On the Uniqueness and Reidentifiability of Web Browsing Histories. In *Sixteenth Symposium on Usable Privacy and Security (SOUPS 2020)*, pages 489–503. USENIX Association, August 2020.
- [23] Norman E Bowie and Karim Jamal. Privacy rights on the internet: self-regulation or government regulation? *Business Ethics Quarterly*, 16(3):323–342, 2006.
- [24] Yinzhi Cao, Song Li, and Erik Wijmans. (Cross-)Browser Fingerprinting via OS and Hardware Level Features. In *24th Annual Network and Distributed System Security Symposium, NDSS 2017, San Diego, California, USA, February 26 - March 1, 2017*. The Internet Society, 2017.
- [25] Chromium. CVE-2018-6137: Leak of visited status of page in Blink. [https://chromereleases.googleblog.com/2018/05/stable-channel-update-for-desktop\\_58.html](https://chromereleases.googleblog.com/2018/05/stable-channel-update-for-desktop_58.html), 2018.
- [26] Andrew Clover. CSS visited pages disclosure – BUGTRAQ mailing list posting. <https://seclists.org/bugtraq/2002/Feb/271>, 2002.
- [27] Steven Englehardt and Arvind Narayanan. Online tracking: A 1-million-site measurement and analysis. In *Proceedings of the 2016 ACM SIGSAC Conference on Computer and Communications Security, CCS '16*, page 1388–1401, New York, NY, USA, 2016. Association for Computing Machinery.
- [28] Edward W Felten and Michael A Schneider. Timing attacks on web privacy. In *Proceedings of the 7th ACM conference on Computer and communications security*, pages 25–32,

- 2000.
- [29] Yaoqi Jia, Xinshu Dong, Zhenkai Liang, and Prateek Saxena. I know where you've been: Geo-inference attacks via the browser cache. *IEEE Internet Computing*, 19(1):44–53, 2014.
  - [30] Eiji Kitamura. Gaining security and privacy by partitioning the cache. <https://developers.google.com/web/updates/2020/10/http-cache-partitioning>, 2020.
  - [31] Pierre Laperdrix, Walter Rudametkin, and Benoit Baudry. Beauty and the beast: Diverting modern web browsers to build unique browser fingerprints. In *2016 IEEE Symposium on Security and Privacy (SP)*, pages 878–894. IEEE, 2016.
  - [32] Lukasz Olejnik, Claude Castelluccia, and Artur Janc. Why Johnny Can't Browse in Peace: On the Uniqueness of Web Browsing History Patterns. In *5th Workshop on Hot Topics in Privacy Enhancing Technologies (HotPETs 2012)*, Vigo, Spain, July 2012.
  - [33] Victor Le Pochat, Tom van Goethem, Samaneh Tajalizadehkhoob, Maciej Korczynski, and Wouter Joosen. Tranco: A research-oriented top sites ranking hardened against manipulation. In *26th Annual Network and Distributed System Security Symposium, NDSS 2019, San Diego, California, USA, February 24-27, 2019*. The Internet Society, 2019.
  - [34] Michael Smith, Craig Disselkoen, Shravan Narayan, Fraser Brown, and Deian Stefan. Browser history re: visited. In *12th USENIX Workshop on Offensive Technologies (WOOT 18)*, 2018.
  - [35] Steve Souders. Revving Filenames. <https://www.stevesouders.com/blog/2008/08/23/revving-filenames-dont-use-querystring/>, 2008.
  - [36] Zachary Weinberg, Eric Y Chen, Pavithra Ramesh Jayaraman, and Collin Jackson. I still know what you visited last summer: Leaking browsing history via user interaction and side channel attacks. In *2011 IEEE Symposium on Security and Privacy*, pages 147–161. IEEE, 2011.
  - [37] Gilbert Wondracek, Thorsten Holz, Engin Kirda, and Christopher Kruegel. A practical attack to de-anonymize social network users. In *2010 IEEE Symposium on Security and Privacy*, pages 223–238. IEEE, 2010.