



**HAL**  
open science

# Zapzap: A Table-Top Device that Presents the Rough Contents of a Book to Support Book Browsing in Bookstore

Masahumi Muta, Soh Masuko

► **To cite this version:**

Masahumi Muta, Soh Masuko. Zapzap: A Table-Top Device that Presents the Rough Contents of a Book to Support Book Browsing in Bookstore. 16th International Conference on Entertainment Computing (ICEC), Sep 2017, Tsukuba City, Japan. pp.447-451, 10.1007/978-3-319-66715-7\_60 . hal-01771260

**HAL Id: hal-01771260**

**<https://inria.hal.science/hal-01771260v1>**

Submitted on 19 Apr 2018

**HAL** is a multi-disciplinary open access archive for the deposit and dissemination of scientific research documents, whether they are published or not. The documents may come from teaching and research institutions in France or abroad, or from public or private research centers.

L'archive ouverte pluridisciplinaire **HAL**, est destinée au dépôt et à la diffusion de documents scientifiques de niveau recherche, publiés ou non, émanant des établissements d'enseignement et de recherche français ou étrangers, des laboratoires publics ou privés.



Distributed under a Creative Commons Attribution 4.0 International License

# Zapzap: A Table-Top Device that Presents the Rough Contents of a Book to Support Book Browsing in Bookstore

Masahumi Muta\*[0000-0001-5795-0603] and Soh Masuko\*[0000-0002-3277-5690]

Rakuten Institute of Technology, Rakuten, Inc.,  
Rakuten Crimson House, 1-14-1 Tamagawa, Setagaya-ku, Tokyo, Japan.  
{masafumi.muta,so.masuko}@rakuten.com

**Abstract.** In this paper, we present the concept, prototype design and implementation of Zapzap, a table-top device that shows the rough contents of a book placed on it. Zapzap is expected to be deployed in bookstores to support customers browsing books. When the user places a book on the display, the system shows keywords, i.e., words often included in the book. When the user taps one of the displayed words, a sentence that includes the selected word is shown. Zapzap aims to present the atmosphere of a book without spoiling its story.

**Keywords:** Table-top, Book, E-book, Shopping, Entertainment computing

## 1 Introduction



Fig. 1. A user using Zapzap.

With the rise of electronic books (e-books) and the Internet bookstore such as Amazon, the number of brick and mortar bookstores is decreasing [4]. The merit of using an Internet bookstore is that we can easily order books that we have already decided to buy. However, physical bookstores provide us with the possibility of discovering new books. Therefore, we believe that Internet

bookstores and traditional bookstores should coexist. In this paper, we propose Zapzap, which supports a user in discovering new books in a bookstore, by presenting the rough contents of a book, thereby enticing the user into buying the book.

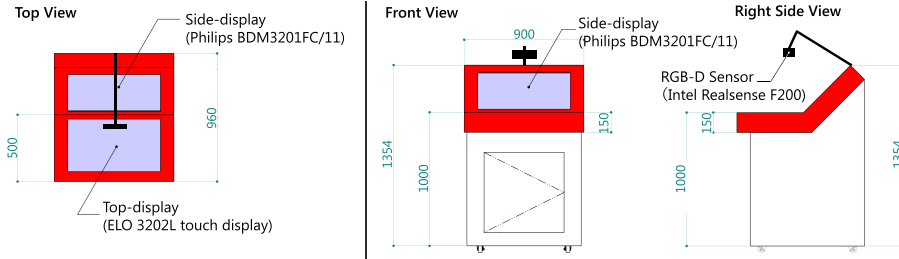


Fig. 2. Schematic of Zapzap.

## 2 System Overview

Zapzap is a table-top device and comprises a RGB-D sensor and two displays, called the top display and the side display. The top display includes a touch sensor. We used ELO 3230L touchable monitor for the top display, a Philips BDM3201FC/11 monitor for the side display, and Intel Realsense F200 camera for the RGB-D sensor. Figure 2 shows a schematic of the device.

Once the user places a book on the top display, the system recognizes the book via the RGB-D sensor and then displays keywords, i.e., words often included in the story, around the book. Simultaneously, the side display shows the blurred cover of the book so that users know that the book has been recognized by the system. The user can tap any of the words shown on the top display. On tapping, the system shows a random sentence that contains the keyword.

### 2.1 Book Recognition and Keyword Positioning

To display the keywords of the placed book, we need to identify which book is on the table. It is also important to track its location to layout the keywords around the book. We used AlexNet [2] to identify the book cover. To prevent flickering due to temporal misrecognition, we designed the system to accept the output from AlexNet only when it has recognized the same book for three consecutive frames.

For book tracking, we used the depth image obtained from the RGB-D sensor. As the sensor is placed on the display, the surface of the book is closer to the sensor compared with the display surface; therefore, we can assume the centroid of the closer pixels as the center of the book. We only extract pixels that are closer to the sensor but limit extraction within 3 cm of the top display so that the user’s hand can be maintained over the display without affecting tracking.

## 2.2 Extracting Keywords

We extract the keywords from the full text of the electronic version of the book. We morphologically analyze the full text and then pick the top ten common and proper nouns. We show an example of the extracted words as follows. The words with (n) are character names, (l) indicates a location, and (b) indicates a brand. This method tended to preferentially extract character names.


### Ikebukuro West Gate Park<sup>1</sup>

Kana (n), Ikebukuro (l), Makoto (n), Takashi (n), Shun (n), Kyoichi (n), Isogai (n), Yamai (n), Kazunori (n), Kenji (n)

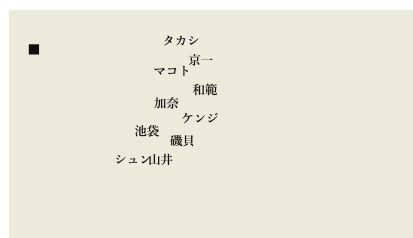
### Mr. Mercedes (part 1)<sup>2</sup>

Brady (n), Mercedes (n/b), Pete (n), Paula (n), Handley (n), Barbara (n), Frankie (n), America (l), Toyota (b)

## 2.3 Placing Keywords



(a) When the book is placed at the center.



(b) When the book is placed at the corner.

Fig. 3. Examples of keyword layouts.

When displaying the keywords, we decided their placement by applying a force directed graph [1]. We considered a graph with all the words and a virtual middle point, which represents the position of the book, as its nodes. Then, we set the links between all the nodes. We set the strength of the links to  $K_{ww} > K_{wc}$ , where  $K_{ww}$  is the strength of the links between each word and  $K_{wc}$  is for the links between each word and the virtual middle point. This causes the words to be arranged such that they spread around the middle point. In addition, we added gravity, which forces the words to gather around the center

<sup>1</sup>Written by Ira Ishida, Bungeishunju Ltd.

<sup>2</sup>Written by Stephen King, Translated by Rou Shiraishi, Bungeishunju Ltd.

of the display so that the words is not placed outside the display even when the book is placed on the corner. Note that we indicate the virtual middle point to be where the book is placed to help with understanding, even though the book is not actually visible.

Figure 3 shows an example of the layouts. Figure 3a shows the layout when the user places the book to the center of the display, while Figure 3b shows the layout when they place it at a corner of the display.

### 3 Related Work

Murai and Ushiyama proposed an interface to support the effective browsing of e-books by users [3]. Their system displays an attractiveness map, which visualizes the estimated transition of a user's interest through the story of the book, thereby allowing users to know where to first look in the book. While their interface aims to be used in a computer display to browse e-books, our interface aims to be used in physical book stores to browse actual books.

### 4 Conclusion and Future Work

We presented the concept, prototype design and implementation of Zapzap, a table-top device that shows the rough contents of a book to support a user browsing books in a physical bookstore. The system recognizes the book and then presents the content as keywords and sentences to avoid ruining the entire story. In a future study, we plan to extract more attractive keywords compared to the current method, i.e., the most frequent words. To achieve this, the attractiveness map proposed in Ref. [3] may be applicable. Moreover we plan to show additional information gathered outside the book such as the author information or online reviews.

After making these improvements, we will conduct an experiment to determine how informative the system is for the user and whether it motivates the user to read or purchase the books.

### References

1. Dwyer, T.: Scalable, versatile and simple constrained graph layout. In: Proceedings of the 11th Eurographics / IEEE - VGTC Conference on Visualization. pp. 991–1006 (2009)
2. Krizhevsky, A., Sutskever, I., Hinton, G.E.: Imagenet classification with deep convolutional neural networks. In: Advances in Neural Information Processing Systems 25, pp. 1097–1105 (2012)
3. Murai, S., Ushiyama, T.: Review-based recommendation of attractive sentences in a novel for effective browsing. *Int. J. Knowl. Web Intell.* 3(1), 58–69 (Jul 2012)
4. Statista: Number of bookstores in the u.s. 2017. [https://www.jpoksmaster.jp/Info/documents/top\\_transition.pdf](https://www.jpoksmaster.jp/Info/documents/top_transition.pdf)