



**HAL**  
open science

## IT Incident Management and Analysis Using Non-classical Logics

Priscila F. Tavaves, Liliam Sakamoto, Genivaldo Carlos Silva, Jair M. Abe,  
Avelino P. Pimenta Jr.

► **To cite this version:**

Priscila F. Tavaves, Liliam Sakamoto, Genivaldo Carlos Silva, Jair M. Abe, Avelino P. Pimenta Jr..  
IT Incident Management and Analysis Using Non-classical Logics. IFIP International Conference on  
Advances in Production Management Systems (APMS), Sep 2016, Iguassu Falls, Brazil. pp.20-27,  
10.1007/978-3-319-51133-7\_3 . hal-01615693

**HAL Id: hal-01615693**

**<https://inria.hal.science/hal-01615693>**

Submitted on 12 Oct 2017

**HAL** is a multi-disciplinary open access archive for the deposit and dissemination of scientific research documents, whether they are published or not. The documents may come from teaching and research institutions in France or abroad, or from public or private research centers.

L'archive ouverte pluridisciplinaire **HAL**, est destinée au dépôt et à la diffusion de documents scientifiques de niveau recherche, publiés ou non, émanant des établissements d'enseignement et de recherche français ou étrangers, des laboratoires publics ou privés.



Distributed under a Creative Commons Attribution 4.0 International License

# IT Incident Management and Analysis using Non-Classical Logics

Priscila F. Tavaves, Liliam Sakamoto, Genivaldo Silva, Jair M. Abe, Avelino P. Pimenta Jr.

<sup>1</sup>Paulista University, São Paulo, Brazil  
pri1979@gmail.com

**Abstract.** The classification and the proper incident handling in an IT environment are strategic to remain competitive in corporations. Service Desk technicians with knowledge and expertise can often have conflicting beliefs in their analysis. This study aims to apply Paraconsistent Logic to treat contradictions directly in the classification of incidents in IT, helping managers to improve the quality of services they provide to users through the efficiency of the Service Desk in decision-making.

**Keywords:** Critical incident · ITIL · ISO 20000 · Quality in IT service · Paraconsistent Logic.

## 1 Introduction

Organizations currently rely increasingly on various IT (Information Technology) services for maintenance of their operations [1]. Proper management of these services is of paramount importance because in many cases the services are subject to incidents, which may be defined as unplanned events that have the potential to lead to an accident.

Although the concept of incidents seems to deal with faults that occurred or that may occur and/or may be foreseen by the IT team, in several areas as an example: telecommunications, infrastructure and defects in software.

Categorization and correct classification of incidents is of paramount importance, as they may cause stoppage of important services and result in financial losses and even cause impact on the organization's image. Classification of incidents is the act of identifying the exact kind of incident and what components are involved, as well as determining the incident priority, which is, for example, classifying it as critical or not.

However, big part of the technical support in IT is run by contracted companies that have no commitment with the organization's business and most importantly, are not properly prepared in what regards the correct classification of incidents.

The more precise the categorization and the classification are, the faster will the service for the requesting user be, and it can also help in referring it for more advanced support teams to resolve the issue.

Depending on the size of the operation, the Service Desk can have many technicians of level 1 (first contact with the user), and differences in classification of incidents occur frequently, i.e. the same type of incident can be classified as critical by a technician and as not critical by the other. Therefore, classification is naturally subject to inconsistencies. On the other hand, it is well known that Classical Logic cannot deal with contradictions, at least directly. So we have to seek suitable logical systems,

The goal of this work is to use Paraconsistent Annotated Evidential Logic  $E\tau$  (Logic  $E\tau$ ) [2] to address inconsistencies in the classification of IT Incidents, helping managers to maintain the quality of services used by the organization for the increase of the efficiency in the Service Desk area. We used the ITIL (*Information Technology Infrastructure Library*) as a management tool, which is a framework of better practices that deal with Incident Management in IT and the ISO/IEC 20000, which addresses this concept depicting Systems Certification of Services Management in IT.

## **2 Backgrounds**

### **2.1 ITIL – Information Technology Infrastructure Library**

ITIL describes a set of best practices for managing IT services, improving the relationship between the strategic management of the company's business to these services [3].

Incident Management focuses primarily on restoring the service as fast as possible, minimizing the negative impact on business. A workaround or quick fix, which allows the client to return to work and ensures that the highest levels of availability and quality of service, according to the service level agreements (SLA) [4].

The term incident [5] is any event that is not part of the standard operation of a service and that causes or may cause interruption or reduction of its quality.

The objectives of the Incident Management, according to ITIL, are:

- Re-establishing the IT services as soon as possible in accordance with the service level agreement;
- Establishing workaround solutions, while identifying the root of the problem;
- Reducing the impact of the incident on the operations of the business;
- Maintaining communication between IT and users about the state of the incident;
- Ensuring the highest level of quality of services rendered, according to the ANS.

### **2.2 ISO/IEC 20.000**

ISO/IEC 20000-1:2011 defines the requirements for the IT services provider to manage its processes and delivered services with acceptable quality for its customers. It is divided into: Management Systems and Management Processes, where the former is aligned with ISO 9001:2000 and the latter, which is our focus, receives strong influence of ITIL, library of best IT services management practices, covering four macro-processes: delivery, resolution, control, release and relationship.

In this norm, there is a topic which addresses the resolution process specifically, visualizing the Incidents and Problems Management.

In the Incident Management, its goal is to restore the agreed services as soon as possible to the company, or to respond to requests of the services.

The norm also points out that it is appropriate that there are [6]:

- Receipt of the call, record, determination of the priority, classification;
- First level of resolution or referral;
- Consideration of security issues;
- Tracking and managing of the incident life cycle;
- Verification and closure of the incident;
- First level of contact with the customer;

### 2.3 Paraconsistent Annotated Evidential Logic $E\tau$

Roughly speaking, Paraconsistent logics are logics that can serve as underlying logic of theories in which there are formulas  $A$  and  $\neg A$  (the negation of  $A$ ) both true without being trivial [2]. There are infinitely many paraconsistent systems. In this work we consider the Paraconsistent Annotated Evidential Logic  $E\tau$ .

The atomic formulas of the language of the Logic  $E\tau$  are of the type  $p_{(\mu, \lambda)}$ , in which  $p$  is a proposition and  $e(\mu, \lambda) \in [0, 1]$  is the real unitary closed interval.

$p_{(\mu, \lambda)}$  can be intuitively read as: "The favorable evidence of  $p$  is  $\mu$  and the contrary evidence is  $\lambda$ " [7]. For instance,  $p(1.0, 0.0)$  can be read as a true proposition,  $p(0.0, 1.0)$  as false,  $p(1.0, 1.0)$  as inconsistent,  $p(0.0, 0.0)$  as paracomplete, and  $p(0.5, 0.5)$  as an indefinite proposition [8]. Also we introduce the following concepts: Uncertainty degree:  $G_{un(\mu, \lambda)} = \mu + \lambda - 1$  ( $0 \leq \mu, \lambda \leq 1$ ) and Certainty degree:  $G_{ce(\mu, \lambda)} = \mu - \lambda$  ( $0 \leq \mu, \lambda \leq 1$ ) [9].

An order relation is defined on  $[0, 1]$ :  $(\mu_1, \lambda_1) \leq (\mu_2, \lambda_2) \Leftrightarrow \mu_1 \leq \mu_2$  and  $\lambda_2 \leq \lambda_1$ , constituting a lattice that will be symbolized by  $\tau$ .

With the uncertainty and certainty degrees we can get the following 12 output states (Table 1): extreme states, and non-extreme states. It is worth observed that this division can be modified according to each application [10].

**Table 1.** Extreme and Non-extreme states

Extreme states	Symbol	Non-extreme states	Symbol
True	V	Quasi-true tending to Inconsistent	$QV \rightarrow T$
False	F	Quasi-true tending to Paracomplete	$QV \rightarrow \perp$
Inconsistent	T	Quasi-false tending to Inconsistent	$QF \rightarrow T$
Paracomplete	$\perp$	Quasi-false tending to Paracomplete	$Qf \rightarrow \perp$
		Quasi-inconsistent tending to True	$QT \rightarrow V$
		Quasi-inconsistent tending to False	$QT \rightarrow F$
		Quasi-paracomplete tending to True	$Q\perp \rightarrow V$
		Quasi-paracomplete tending to False	$Q\perp \rightarrow F$

Some additional control values are:

- $V_{sctt}$  = maximum value of uncertainty control =  $Ft_{un}$
- $V_{scc}$  = maximum value of certainty control =  $Ft_{ce}$
- $V_{icct}$  = minimum value of uncertainty control =  $-Ft_{un}$
- $V_{icc}$  = minimum value of certainty control =  $-Ft_{ce}$

All states are represented in the next Figure (Fig.1).

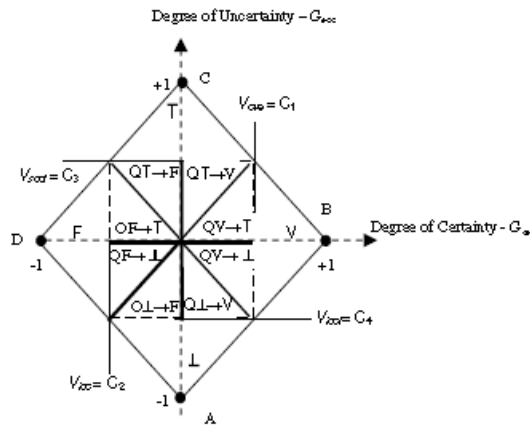


Fig. 1. Extreme and Non-extreme states

### 3 Methodology

The methodology is as follows:

1. Research Problem: How to manage incidents with contradictory data?
2. Hypothesis: The resolution of incidents is more accurate with non-classical logic.
3. Literature review: Theoretical Review of ISO 20000, ITIL and Logic Et.
4. Proposition: There was critical incident;
5. Factors and Control Sections: We listed the Factors "F" and Sections "S", with influence of ISO 9126 [11], as it presents a set of characteristics that verify whether software can be considered "of good quality", on Table 2:

Table 2. Factors and Sections Source

Factors	Sections
F1- Is the slowness in a system a critical incident?	S1- In ERP Systems
	S2- In Supporting System
	S1- ERP not available

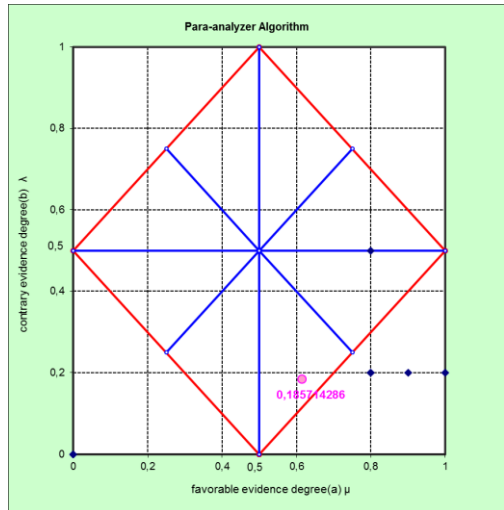
F2- Is the interruption of service a critical incident?	S2- Supporting System not available
---	-------------------------------------

6. Data collection: We have developed an online questionnaire to obtain quantitative data (see Table 2). Twenty seven IT professionals answered, where the mathematical average of the values found was calculated and grouped into: A: nine final users, B: nine Service Desk analysts and C: nine IT managers. The groups were chosen from the SLA according to ITIL.
7. Object of study: Extensive direct observation of experts.
8. Construction of database: Responses were collected between values of 0 and 1:

**Table 3.** Data collection from experts

F A C T O R S	S C E N A R I O S	Group 1 – Users						Group 2 – Service Desk Analysts						Group 3 – IT Managers					
		Expert 1		Expert 2		Expert 3		Expert 4		Expert 5		Expert 6		Expert 7		Expert 8		Expert 9	
		$\mu$	$\lambda$	$\mu$	$\lambda$	$\mu$	$\lambda$	$\mu$	$\lambda$	$\mu$	$\lambda$	$\mu$	$\lambda$	$\mu$	$\lambda$	$\mu$	$\lambda$	$\mu$	$\lambda$
F1	S1	1	0,1	0,5	0,5	0,7	0,9	0	0,7	0,8	0,2	0,6	0,4	1	0,7	0,8	0,2	1	0,1
	S2	0,9	0,2	0,6	0,4	0,8	0,7	1	0,2	0,7	0,2	0,6	0,4	1	0,5	0,9	0,3	1	0,2
F2	S1	1	0,2	0,5	0,5	0,8	0,9	0,2	0,8	1	0,1	0,6	0,5	1	0,6	0,9	0,1	1	0,1
	S2	0,9	0,1	0,7	0,6	0,8	1	0,4	0,6	0,8	0,2	0,5	0,6	1	0,7	0,6	0,5	0,7	0,5

- i) From the data in Table 3, it was applied E $\tau$  Logic and we obtained:



**Fig. 2.** Average factors and sections

## 4 Analysis and Discussion

After analyzing the data employing the Logic  $E\tau$  it was concluded:

F1- Is the slowness in a system a critical incident?

F1-S1 - Slow ERP System: The result was found to be true, it can be considered a critical incident because the ERP is an integrated system and can be used throughout the organization and its unavailability is of high impact.

F1-S2 - Slow support system: The result is true, it can be considered a critical incident, since this system concentrates on the activities ERP does not perform, for example, specific customizations required by business line, sometimes referred to as ADD-ON.

F2 - Is the interruption of service a critical incident?

F2-S1 - Unavailability of ERP: The result found was true, it can be considered a critical incident, because the unavailability of an ERP system would damage one or more activities of the company and the impact would be immense: financial losses and low credibility with the users of the organization.

F2-S2 - Is the interruption of the support system services a critical incident? The response after analysis with the  $E\tau$  logic was true; it may be considered a critical incident. When we talk about legacy systems or customized systems, it can impact directly and negatively in the areas of business, as we have discussed in item F2-S1.

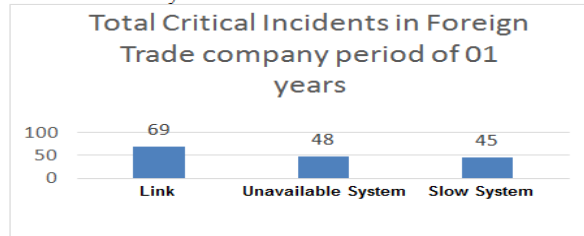
### 4.1 Comparisons with real data

We used information from a foreign trade company, here as "A", which has headquarters in Santos (São Paulo) and two branches, one in Vitória (Espírito Santo) and another one in Itajaí (Santa Catarina). This company uses ERP SAP/R3 system for Small Business, customized with a module ADD-ON of Foreign Trade and Electronic Invoice. Moreover, it used two Support Systems: A Legacy System used for Customs transaction of ports and another Logistic System for load control, in addition to other system developed internally for controlling suppliers contracts (customs brokers and carriers) and their respective SLA.

It has major MPLS links (Embratel) between headquarters and branch offices, and secondary radio links (WCS).

There are, on average, 100 employees, its capital is of family origin and it was requested that its name and period of analyzed data remained secret.

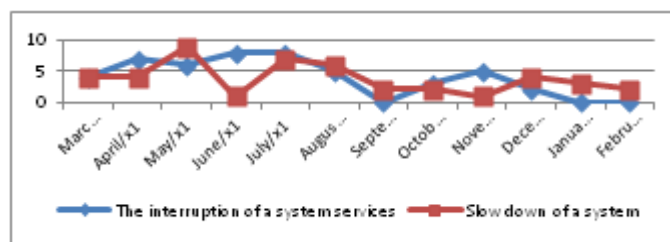
A survey about Critical Incidents in the analyzed period of 1 year was conducted, starting in March/x1 and finishing in February/x2. According to a chart that summarizes the total analyzed incidents.



**Fig. 3.** Total of Critical Incidents - COMEX "A"

We analyzed situations in which the ERP or Support System were unavailable or slow, as well as disconnection between headquarters and branches. We didn't observe a direct correlation between disconnection and slowness or unavailability of Systems (ERP or Support), as they didn't occur in the same months.

It was noticed that situations when the system is slow can foresee a possible stop of their systems. The chart below represents this situation month by month.



**Fig. 4.** Amount of occurrence of Critical Incident in the period of 1 year COMEX "A"

Analyzing the data of the critical incidents of company "A", it can be compared with the results presented in item 4 by logic  $E\tau$ , according to the items below:

- The critical incidents that are related to links won't always impact the whole company. In most cases they are related to specific problems, for example a particular server.
- The continued slowness of a given system can foresee a possible unavailability in the immediate or farther future.
- The unavailability of the company's "core" systems may be a potential trouble spot that causes loss of competitiveness in business, financial impacts and even negative impacts on the company's image.



## 5 Final Considerations

The Logic  $E\tau$  was a useful tool in this study because it is capable to analyse conflicting, imprecise, and paracomplete data directly, converging on a single type of central decision-making and is suitable for managers who need speed and accuracy when resolving critical incidents.

After analyzing the results from Logic  $E\tau$  and comparing with research of Company "A", we reached the conclusion that the tool based on Paraconsistent Logic presents coherent and effective front compared to real facts. The use of the data answered by the experts and the application were essential to validate this instrument study, reaching the proposed goal.

## References

1. Laudon, K. C., Laudon, J. P.: Management Information Systems. Upper Saddle River, PrenticeHall (2014)
2. Abe, J. M., Nakamatsu K.: Introduction to Annotated Logics - Foundations for Para-complete and Paraconsistent Reasoning, Series Title Intelligent Systems Reference Library, Volume 88, Publisher Springer International Publishing, Copyright Holder Springer International Publishing Switzerland (2015)
3. ITIL®: Lifecycle Publication Suite — Books, United Kingdom's Cabinet Office, TSO (The Stationery Office) (2011)
4. IT Infrastructure Library: Service Support. OGC, London (2000)
5. Bon, Jan Von.: Foundations of IT Service Management based on ITIL. Lunteren-Holanda, Van Haren Publishing (2005)
6. ISO/IEC 20000-1:2011: Information Technology – Service Management – Part 1: Service Management System Requirements, ISO (International Organization for Standardization), (2011)
7. Carvalho, F.R., Abe, J.M.: Tomadas de Decisão com Ferramentas da Lógica Paraconsistente Anotada. São Paulo, Blucher (2011)
8. Abe, J.M., et al.: Lógica Paraconsistente Anotada Evidencial  $E\tau$ . Comunicar Santos, 38–39 (2011)
9. Carvalho, F.R., Brunstein, I., Abe, J. M.: Paraconsistent Annotated Logic in Analysis of Viability: in approach to product launching. In: Dubois, D.M. (ed.), vol. 718, pp. 282–291, (2011)
10. Dill, R.P., Da Costa Jr., N., Santos, A. A. P.: Corporate Profitability Analysis: A Novel Application for Paraconsistent Logic. Applied Mathematical Sciences 8 (2014)
11. International Organization for Standardisation. ISO/IEC: 9126 Information Technology-Software Product Evaluation-Quality Characteristics and Guidelines for their use (1991)