



**HAL**  
open science

# **An Unified FPT Algorithm for Width of Partition Functions**

Pascal Berthomé, Tom Bouvier, Frédéric Mazoit, Nicolas Nisse, Ronan Pardo Soares

► **To cite this version:**

Pascal Berthomé, Tom Bouvier, Frédéric Mazoit, Nicolas Nisse, Ronan Pardo Soares. An Unified FPT Algorithm for Width of Partition Functions. [Research Report] RR-8372, INRIA. 2013. <hal-00865575v2>

**HAL Id: hal-00865575**

**<https://inria.hal.science/hal-00865575v2>**

Submitted on 30 Sep 2013

**HAL** is a multi-disciplinary open access archive for the deposit and dissemination of scientific research documents, whether they are published or not. The documents may come from teaching and research institutions in France or abroad, or from public or private research centers.

L'archive ouverte pluridisciplinaire **HAL**, est destinée au dépôt et à la diffusion de documents scientifiques de niveau recherche, publiés ou non, émanant des établissements d'enseignement et de recherche français ou étrangers, des laboratoires publics ou privés.



HAL Authorization



# An Unified FPT Algorithm for Width of Partition Functions

Pascal Berthomé, Tom Bouvier, Frédéric Mazoit, Nicolas Nisse,  
Ronan Soares

**RESEARCH  
REPORT**

**N° 8372**

September 2013

Project-Teams COATI





## An Unified FPT Algorithm for Width of Partition Functions

Pascal Berthomé\*, Tom Bouvier†, Frédéric Mazoit‡, Nicolas

Nisse‡§, Ronan Soares§¶

Project-Teams COATI

Research Report n° 8372 — September 2013 — 65 pages

**Abstract:** During the last decades, several polynomial-time algorithms have been designed that decide whether a graph has tree-width (resp., path-width, branch-width, etc.) at most  $k$ , where  $k$  is a fixed parameter. Amini *et al.* (Discrete Mathematics'09) use the notions of partitioning-trees and partition functions as a generalized view of classical decompositions of graphs, namely tree decomposition, path decomposition, branch decomposition, etc. In this paper, we propose a set of simple sufficient conditions on a partition function  $\Phi$ , that ensures the existence of a linear-time explicit algorithm deciding if a set  $A$  has  $\Phi$ -width at most  $k$  ( $k$  fixed). In particular, the algorithm we propose unifies the existing algorithms for tree-width, path-width, linear-width, branch-width, carving-width and cut-width. It also provides the first Fixed Parameter Tractable linear-time algorithm to decide if the  $q$ -branched tree-width, defined by Fomin *et al.* (Algorithmica'09), of a graph is at most  $k$  ( $k$  and  $q$  are fixed). Moreover, the algorithm is able to decide if the special tree-width, defined by Courcelle (FSTTCS'10), is at most  $k$ , in linear-time where  $k$  is a Fixed Parameter. Our decision algorithm can be turned into a constructive one by following the ideas of Bodlaender and Kloks (J. of Alg. 1996).

**Key-words:** Tree decomposition, FPT-algorithm, width-parameters, partitioning-tree, characteristics

---

\* LIFO, ENSI-Bourges, Université d'Orléans, Bourges, France

† LaBRI, Université de Bordeaux, France

‡ Univ. Nice Sophia Antipolis, CNRS, I3S, UMR 7271, 06900 Sophia Antipolis, France

§ Inria, France

¶ ParGO, UFC, Brazil

**RESEARCH CENTRE  
SOPHIA ANTIPOLIS – MÉDITERRANÉE**

2004 route des Lucioles - BP 93  
06902 Sophia Antipolis Cedex

# An Unified FPT Algorithm for Width of Partition Functions

**Résumé :** Au cours de ces dernières années, plusieurs algorithmes polynomiaux ont été conçus pour décider si un graphe a largeur arborescente (resp., largeur en chemin, branch-width, etc) au plus  $k$ , où  $k$  est un paramètre fixe. Amini et al. (Discrete Mathematics'09) ont utilisé les notions d'arbres de partition et de fonctions de partition comme une vision généralisée des décompositions des graphes classiques, à savoir la décomposition arborescente, la décomposition en chemin, la décomposition en branche, etc. Dans cet article, nous proposons un ensemble de conditions sur une fonction de partition  $\Phi$ , qui assure l'existence d'un algorithme explicite en temps linéaire pour décider si un ensemble  $A$  a  $\Phi$ -largeur au plus  $k$  (où  $k$  est fixé). En particulier, l'algorithme que nous proposons unifie les algorithmes existants pour la largeur arborescente, largeur en chemin, la largeur linéaire, la largeur de branche, cut-width et carving-width. Il est également le premier algorithme FPT pour décider si la largeur arborescente  $q$ -ramifié, définie par Fomin et al. (Algorithmica'09), d'un graphe est au plus  $k$  ( $k$  et  $q$  sont fixées). De plus, l'algorithme est capable de décider si la largeur arborescente spéciale, définie par Courcelle (FSTTCS'10), est plus  $k$ , où  $k$  est un paramètre fixé. Notre algorithme de décision peut être transformé en un algorithme constructif en suivant les idées de Bodlaender et Kloks (J. of Alg., 1996).

**Mots-clés :** Décomposition arborescente, algorithme FPT, largeur des graphes, arbres de partition, caractéristiques

## 1 Introduction

**Computing tree width.** The notion of *tree width* is central in the theory of the Graph Minors developed by Robertson and Seymour [RS83,RS04]. Roughly, the tree-width of a graph measures how close a graph is to a tree. More formally, a *tree decomposition*  $(T, \mathcal{X})$  of a graph  $G = (V, E)$  is a tree  $T$  together with a family  $\mathcal{X} = (X_t)_{t \in V(T)}$  of subsets of  $V$ , such that:

1.  $\bigcup_{t \in V(T)} X_t = V$ ,
2. for any edge  $e = \{u, v\} \in E$ , there is  $t \in V(T)$  such that  $u, v \in X_t$ , and
3. for any  $v \in V$ , the set of  $t$  such that  $v \in X_t$  induces a subtree of  $T$ .

The width of  $(T, \mathcal{X})$  is the maximum size of  $X_t$  minus 1,  $t \in V(T)$ , and the tree width  $\text{tw}(G)$  of a graph  $G$  is the minimum width among its tree decompositions. If  $T$  is restricted to be a path, we get a path decomposition of  $G$ , and the *path width*  $\text{pw}(G)$  of  $G$  is the minimum width among its path decompositions.

The notion of tree width plays an important role in the domain of algorithmic computational complexity. Indeed, many graph theoretical problems that are NP-complete in general are tractable when input graphs have bounded tree width. In this context, many *Fixed Parameter Tractable* (FPT) algorithms have been designed to solve problems like Hamiltonian Circuit, Independent Set, Graph Coloring, etc. More generally, the celebrated theorem of Courcelle states that any monadic second-order graph properties can be decided in linear time in the class of graphs of bounded tree width [CM93]. Typically, these algorithms are based on dynamic programming on a given tree decomposition of a graph, and use linear time in the number of vertices, but at least exponential in the width of the given decomposition of the input graph.

Thus, an important challenge consists in computing tree decompositions of graphs with small width. Heuristics and approximation algorithms have been designed (see, e.g., [BK07, FHL08]). Much research has been done on the problem of finding an optimal tree decomposition. This problem is NP-complete [ACP87] and special interest has been directed toward special graph classes [Bod96, BM93, BKK95]. The case of the class of graphs with bounded tree width has been widely studied in the literature [ACP87, Ree92].

In their seminal work on Graph Minors [RS83, RS04], Robertson and Seymour give a non-constructive proof of the existence of a  $O(n^2)$  decision algorithm for the problems of deciding whether a graph belongs to some minor-closed class of graphs. Given that, for any  $k$ , the class of graphs of tree width at most  $k$  is minor-closed, an immediate consequence is the existence of a polynomial-time algorithm deciding whether a graph has tree width at most  $k$ , where  $k$  is a fixed parameter. However, such an algorithm is not given explicitly [RS86].

In [BK96], Bodlaender and Kloks design a linear time algorithm for solving this problem. More precisely,  $k$  and  $k'$  being fixed, given a  $n$ -node graph  $G$  and a tree decomposition of width at most  $k'$  of  $G$ , the Bodlaender and Kloks' algorithm decides if  $\text{tw}(G) \leq k$  in time  $O(n)$ . The big-oh hides a constant more than exponential in  $k$  and  $k'$ . In the last decades, analogous algorithms have been designed for other width parameters of graphs like path width [BK96], branch width [BT97], linear width [BT04], carving width and cut width [TSB00]. These algorithms are mainly based on the notion of *characteristic* (see Section 5).

**Graph searching games.** Both path width and tree width have also a nice theoretical-game interpretation. path width can be described as a graph searching game where a team of searchers aims at capturing an invisible and arbitrary fast fugitive hidden on the vertices of the graph, whereas tree width deals with the capture of a visible fugitive (see [Bie91, FT08] for surveys). In [FFN09], Fomin *et al.* introduce a variant of these games, called *non-deterministic graph searching*, that establishes a link between path width and tree width. Loosely speaking, in non-deterministic graph searching, the fugitive is invisible, but the searchers are allowed to query an oracle that possesses complete information about the position of the fugitive. However, the number of times the searchers can query the oracle is limited. The *q-limited search number* of a graph  $G$ , denoted by  $s_q(G)$ , is the smallest number of searchers required to capture an invisible fugitive in  $G$ , performing at most  $q \geq 0$  queries to the oracle. Fomin *et al.* give the following interpretation of non-deterministic graph searching in terms of graph decomposition. A tree decomposition  $(T, \mathcal{X})$  is *q-branched* if  $T$  can be rooted in such a way that any path from the root to a leaf contains at most  $q \geq 0$  vertices with at least two children (possibly,  $q$  may be unbounded in which case we set  $q = \infty$ ).

**Definition 1.** Let  $G$  be a graph and  $q \geq 0$  being fixed, the *q-branched tree width*  $tw_q(G)$  of a graph  $G$  is the minimum width among its  $q$ -branched tree decompositions.

By extension, the usual notion of tree width corresponds to the case  $q = \infty$ , i.e.,  $tw_\infty(G) = tw(G)$ , while the path width corresponds to the case  $q = 0$ , i.e.,  $tw_0(G) = pw(G)$ . For any  $q \geq 0$  and any graph  $G$ ,  $s_q(G) = tw_q(G) + 1$  [FFN09, MN08]. Fomin *et al.* prove that deciding  $s_q(G)$  is NP-complete for any  $q \geq 0$ , and design an algorithm that decides whether  $s_q(G) \leq k$  in time  $O(n^{k+1})$  for any  $n$ -node graph  $G$  [FFN09]. Prior to this work, no explicit FPT algorithm for this problem was known.

**Partitioning trees.** This paper aims at unifying and generalizing the FPT algorithms for computing various decompositions of graphs. As a particular application, our algorithm decides in linear time if the  $q$ -limited search number of a graph  $G$  is at most  $k$ ,  $q \geq 0$  and  $k \geq 1$  fixed.

In order to generalize the algorithm of [BK96], we use the notions of partition function and partitioning tree defined in [AMNT09]. Given a finite set  $A$ , a partition function  $\Phi$  for  $A$  is a function from the set of partitions of  $A$  into the integers. A partitioning tree of  $A$  is a tree  $T$  together with a one-to-one mapping between  $A$  and the leaves of  $T$ . The  $\Phi$ -width of  $T$  is the maximum  $\Phi(\mathcal{P})$ , for any partition  $\mathcal{P}$  of  $A$  defined by the internal vertices of  $T$ , and the  $\Phi$ -width of  $A$  is the minimum  $\Phi$ -width of its partitioning trees. Partition functions are a unified view for a large class of width parameters like tree width, path width, branch width, etc. In [AMNT09] is given a simple sufficient property that a partition function for  $A$  must satisfy to ensure that either  $A$  admits a partitioning tree of width at most  $k \geq 1$ , or there exists a *k-bramble* (a dual structure), unifying and generalizing the duality theorems in [RS83, RS91, ST93, FT03].

In this paper, we extend the definition of  $\Phi$ -width to the one of  $q$ -branched  $\Phi$ -width of a set  $A$ . Then, we use the framework of [BK96] applied to the notions of partition functions and partitioning tree in order to design a unified linear-time algorithm that decides if a finite set has  $q$ -branched  $\Phi$ -width at most  $k$ . Again,  $q \geq 0$  and  $k \geq 1$  are fixed parameters.

## 1.1 Our results

We propose a simple set of sufficient properties and an algorithm such that, for any  $k$  and  $q$  fixed parameters, and any partition function  $\Phi$  satisfying these properties, our algorithm decides in time  $O(|A|)$  if a finite set  $A$  has  $q$ -branched  $\Phi$ -width at most  $k$  (Theorem 4). Since tree width, path width, branch width, cut width, linear width, and carving width can be defined in terms of  $\Phi$ -width for some particular partition functions  $\Phi$  that satisfy our properties (Theorem 5), our algorithm unifies the works in [BK96, BT97, TSB00, BT04]. Our algorithm generalizes the previous algorithms since it is not restricted to width parameters of graphs but works as well for any partition function (not restricted to graphs) satisfying some simple properties. Moreover, we show how the special tree width [Cou10] of a graph can be defined by a partition function. This implies that our algorithm can also be used to decide, in linear time, if the special tree width of a graph is not bigger than a constant  $k$ . Finally, it provides the first explicit linear-time algorithm that decides if a graph  $G$  can be searched in a non-deterministic way by  $k$  searchers performing at most  $q$  queries, for any  $k \geq 1$ ,  $q \geq 0$  fixed. Our decision algorithm can be turned into a constructive one by following the ideas of Bodlaender and Kloks [BK96].

## 1.2 Organization of the paper

In Section 2, we formally define the notions of partition functions and partitioning trees. Then, we present several width parameters of graphs in terms of partition functions (most of these results have been proved in [AMNT09]). Section 3 is devoted to the formal statement of our results. In Section 4, we show a method to describe all partitioning trees of  $\Phi$ -width not bigger than  $k$  of a set  $A$ . Section 5 is dedicated to show how partitioning trees can be represented in an efficient manner. Then, in Section 6, we describe an algorithm that follows the method in Section 4, but using the efficient representation of partitioning trees of Section 5, to decide if a set  $A$  has  $\Phi$ -width at most  $k$ ,  $\Phi$  being a partition function and  $k$  a fixed integer. Then, in Section 7, we briefly discuss the results in this paper with some perspectives into future work.

## 2 Partition Functions and Partitioning Trees

In this section, we present the notions of partition function and partitioning tree of a set, as defined in [AMNT09].

Let  $A$  be a finite set. A partition of  $A$  is a set of non-empty pairwise disjoint subsets of  $A$  whose union equals  $A$ . Let  $\text{Part}(A)$  be the set of all partitions of  $A$ . Let  $\mathcal{P} = (A_i)_{i \leq r}$  and  $\mathcal{Q} = (B_i)_{i \leq p}$  be two partitions of  $A$ . For any subset  $A' \subseteq A$ , the *restriction*  $\mathcal{P} \cap A'$  of  $\mathcal{P}$  to  $A'$  is the partition  $(A_i \cap A')_{i \leq r}$  of  $A'$ , with its empty parts removed.  $\mathcal{Q}$  is a *subdivision* of  $\mathcal{P}$  if, for any  $j \leq p$ , there exists  $i \leq r$  with  $B_j \subseteq A_i$ .

**Definition 2.** A *partition function*  $\Phi_A$  for  $A$  is a function from  $\text{Part}(A)$  into the integers. A partitioning function  $\Phi_A$  is *monotone* if, for any subdivision  $\mathcal{Q}$  of a partition  $\mathcal{P}$  of  $A$ ,  $\Phi_A(\mathcal{P}) \leq \Phi_A(\mathcal{Q})$ .

For the purpose of generalization, we would like a partition function to be defined independently from the set on which it is applied. In particular, we

would like that a partition function, for some set  $A$ , to induce some partition functions for any subset of  $A$ .

From now on,  $\mathcal{A}$  denotes a set of finite sets closed under taking subsets. In other words,  $\forall X \in \mathcal{A}$  and  $\forall Y \subseteq X$  we have  $Y \in \mathcal{A}$ .

**Definition 3.** A (monotone) *partition function*  $\Phi$  over  $\mathcal{A}$  is a function that associates a (monotone) partition function  $\Phi_A$  for  $A$  to any  $A \in \mathcal{A}$ .

Most of the results of the chapter do not depend on the set  $A$ . When this is the case, we simplify the notation of a *partition function*  $\Phi$  by omitting the subscript.

**Definition 4.** A partition function  $\Phi$  over  $\mathcal{A}$  is *closed under taking subsets* if  $\Phi$  associates a partitioning function  $\Phi_{A'}$  for any  $A' \subseteq A \in \mathcal{A}$  and, for any partition  $\mathcal{P}$  of  $A$ ,  $\Phi_{A'}(\mathcal{P} \cap A') \leq \Phi_A(\mathcal{P})$ , where  $\Phi(A) = \Phi_A$ .

In what follows, we define partitioning trees.

**Definition 5.** A *partitioning tree*  $(T, \sigma)$  of a set  $A$  is a tree  $T$  together with a one-to-one mapping  $\sigma$  between the elements of  $A$  and the leaves of  $T$ .

If  $T$  is rooted in  $r \in V(T)$ , the partitioning tree is denoted by  $(T, r, \sigma)$ . Any internal (i.e. non leaf) vertex  $v \in V(T)$  corresponds to a partition  $\mathcal{T}_v$  of  $A$ , defined by the sets of leaves of the connected components of  $T \setminus v$ . Figure 1 shows an example of a partitioning tree. Similarly, any edge  $e \in E(T)$  defines a bi-partition  $\mathcal{T}_e$  of  $A$ . The  $\Phi_A$  *width* of  $(T, \sigma)$  is the maximum  $\Phi_A(\mathcal{T})$  where  $\mathcal{T}$  is the partition defined by an internal vertex of  $T$  or an edge of  $T$ .

**Definition 6.** Let  $\Phi$  be a partition function over  $\mathcal{A}$ . The  $\Phi$ -*width* of a set  $A \in \mathcal{A}$  is the minimum  $\Phi_A$  width of its partitioning trees.

A *branching node* of tree  $T$  rooted in  $r \in V(T)$  is either  $r$  or a vertex of  $T$  with at least two children. A tree  $T$  is  $q$ -branched if there exists a root  $r \in V(T)$  such that any path from  $r$  to a leaf contains at most  $q \geq 0$  branching nodes. For instance,  $T$  is 0-branched if and only if  $T$  is a path.

**Definition 7.** The *corpse*  $\text{cp}(T)$  of a tree  $T$  rooted in  $r \in V(T)$  denotes the tree rooted in  $r$  obtained from  $T$  by removing all its leaves, but  $r$  if it is a leaf.

In Figure 1, a 2-branched partitioning tree  $(T, R, \sigma)$  of the elements  $a, b, \dots, k, l$  is represented. The vertex  $V \in V(T)$  defines the partition  $\mathcal{T}_V$  with parts  $\{abfghijkl, c, de\}$ ,  $R \in V(T)$  defines the partition  $\mathcal{T}_R = \{abcde, fg, hijkl\}$ , and the edge  $E \in E(T)$  defines the bi-partition  $\mathcal{T}_E = \{ab, cdefghijkl\}$ . The black vertices are the branching nodes of  $\text{cp}(T)$ .

**Definition 8.** A partitioning tree  $(T, \sigma)$  is  $q$ -branched if the corpse  $\text{cp}(T)$  of  $T$  is  $q$ -branched.

For instance, a partitioning tree  $(T, \sigma)$  is 0-branched if and only if  $T$  is a caterpillar<sup>1</sup>. The  $q$ -branched  $\Phi$ -*width* of  $A$  is the minimum  $\Phi_A$  width of its  $q$ -branched partitioning trees.

<sup>1</sup>A caterpillar is a tree with a dominating path.

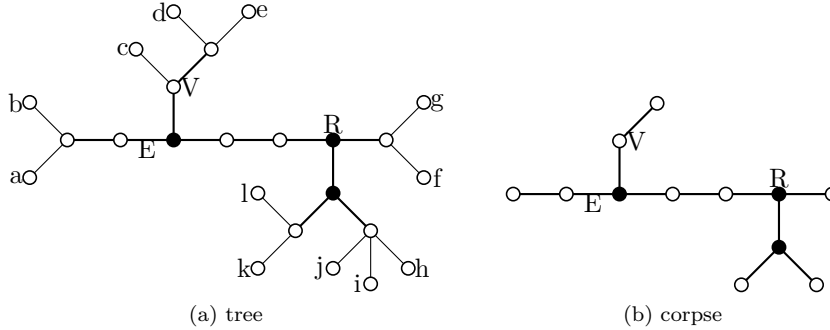


Figure 1: A partitioning tree of  $\{a, b, \dots, k, l\}$  (a) and its corpse (b).

## 2.1 Graph Decompositions and Partitioning Trees

The notions from Section 2 have been given for general sets. In the following, we recall that partition functions and partitioning trees are generalization of several decompositions of graphs and their related parameters [AMNT09]. We assume that the reader is familiar the width measures of graphs such as tree width, branch width, cut width etc.

Throughout this section,  $\mathcal{E}$  contains all possible edge-sets of every graph, i.e. for any graph  $G = (V, E)$  we have  $E \in \mathcal{E}$  and  $\mathcal{V}$  contains all possible vertex-set of every graph, i.e. for any graph  $G = (V, E)$  we have  $V \in \mathcal{V}$ .

It is sometimes necessary, depending on the width measure, to restrict the shape of the partitioning tree, to add some constraint to the mapping of the leaves of the partitioning tree or to use a special partitioning function in order to express graph width measures in terms of partitioning functions and partitioning trees. In what follows, we show which restrictions are necessary to represent the special tree width, branch width, linear width, cut width and carving width in terms of partitioning functions and partitioning trees. We start by reproducing how the  $q$ -branched tree width of a graph can be represented by partitioning functions as shown in [AMNT09].

### 2.1.1 Partition function and $q$ -branched tree width

For any graph  $G = (V, E)$ , let  $\Delta$  be the function that assigns, to any partition  $\mathcal{X} = \{E_1, \dots, E_r\}$  of  $E$ , the set of the vertices that are incident to edges in  $E_i$  and to edges in  $E_j$ , with  $i \neq j$ .

**Definition 9.** Let  $E \in \mathcal{E}$ . The function  $\delta_E$  is the partition function for  $E$  that assigns  $|\Delta(\mathcal{X})|$  to any partition  $\mathcal{X}$  of  $\text{Part}(E)$ . Let  $\delta$  be the partition function over  $\mathcal{E}$  that assigns  $\delta_E$  to every  $E \in \mathcal{E}$ .

**Lemma 1.** [AMNT09] For any graph  $G = (V, E)$ , the tree width  $\text{tw}(G)$  of  $G$  is at most  $k \geq 1$  if, and only if, the  $\delta$  width of  $E$  is at most  $k + 1$ .

*Proof.* In other words, we aim at proving that for any graph  $G = (V, E)$ , the tree width  $\text{tw}(G)$  of  $G$  is at most  $k$  if, and only if, there is a partitioning tree of  $E$  with  $\delta$  width at most  $k + 1$ . Let  $(T, \sigma)$  be a partitioning tree of  $E$  with  $\delta$  width at most  $k + 1$ , then it is easy to check that  $(\text{cp}(T), (X_t)_{t \in V(\text{cp}(T))})$ , with  $X_t = \Delta(\mathcal{T}_t)$ , is a tree decomposition of  $G$  of width at most  $k$ . Conversely, let

$(T, \mathcal{X})$  be a tree decomposition of  $G$  with width at most  $k$ . Then, for any edge  $\{x, y\} \in E$ , let us choose an arbitrary bag  $X_t$  that contains both  $x$  and  $y$ , add a leaf  $f$  adjacent to  $t$  in  $T$ , and let  $\sigma(f) = \{x, y\}$ . Finally, let  $S$  be the minimal subtree spanning all such leaves. The resulting tree  $(S, \sigma)$  is a partitioning tree of  $E$  with  $\delta$  width at most  $k + 1$ .  $\square$

A similar proof leads to:

**Lemma 2.** [AMNT09] *For any graph  $G = (V, E)$ , the path width  $\text{pw}(G)$  of  $G$  is at most  $k \geq 1$  if, and only if, there is a 0-branched partitioning tree  $(T, \sigma)$  of  $E$  with  $\delta$  width at most  $k$ .*

More generally:

**Lemma 3.** *For any graph  $G = (V, E)$  and any  $q \geq 0$ , the  $q$ -branched tree width  $\text{tw}_q(G)$  of  $G$  is at most  $k \geq 1$  if, and only if, there is a  $q$ -branched partitioning tree  $(T, \sigma)$  of  $E$  with  $\delta$  width at most  $k$ .*

The special tree width can be represented with the following restriction over the partitioning trees.

**Special tree width:** The special tree width of a graph can be expressed in terms of the partition function  $\delta$ , but with a restriction in the shape of the partitioning tree. For any graph  $G = (V, E)$ , instead of searching for the minimum  $\delta_E$  width over all partitioning trees of  $E$ , we restrict the partitioning trees to respect the following rule. Let  $(T, \sigma)$  be a partitioning tree of  $E$ , for each vertex  $v$  in  $V$ , let  $T'$  be the minimum subtree of  $(T, \sigma)$  spanning all the leaves of  $(T, \sigma)$  such that their corresponding edge in  $E$  has  $v$  as one extremity. We have that  $T'$  is a caterpillar.

### 2.1.2 Other Widths and Partition Functions

The branch width and the linear width of a graph may be expressed in terms of the following partition function:

**Definition 10.** Let  $\text{max}\delta_E$  be the partition function for  $E \in \mathcal{E}$  which assigns  $\max_{i \leq n} \delta(E_i, E \setminus E_i)$  to any partition  $(E_1, \dots, E_n)$  of  $E$ . Let  $\text{max}\delta$  be the partition function over  $\mathcal{E}$  that assigns  $\text{max}\delta_E$  to any  $E \in \mathcal{E}$ .

**Branch width [BT97]:** By definition, the branch width of  $G$ , denoted by  $\text{bw}(G)$ , is at most  $k \geq 1$ , if and only if there is a partitioning tree  $(T, \sigma)$  of  $E$  with  $\text{max}\delta$  width at most  $k$  and such that the internal vertices of  $T$  have maximum degree at most three.

**Linear width [BT04]:** The linear width of  $G$ , denoted by  $\text{lw}(G)$  is defined as the smallest integer  $k$  such that  $E$  can be arranged in a linear ordering  $(e_1, \dots, e_m)$  such that for every  $i = 1, \dots, m-1$  there are at most  $k$  vertices both incident to an edge that belongs to  $\{e_1, \dots, e_i\}$  and to an edge in  $\{e_{i+1}, \dots, e_m\}$ . The linear width of  $G$  is at most  $k \geq 2$  if and only if there is a partitioning tree  $(T, \sigma)$  of  $E$  with  $\text{max}\delta$  width at most  $k$ , such that the internal vertices of  $T$  have maximum degree at most three, and  $(T, \sigma)$  is 0-branched. This result easily follows from the trivial correspondence between such a partitioning tree of  $E$  and an ordering of  $E$ . Note that this does not hold for  $k = 1$  (a 3 edges path is a counterexample).

The carving width of a graph may be expressed in terms of the following partition function. For any partition  $\mathcal{X} = \{V_1, \dots, V_r\}$  of  $V \in \mathcal{V}$ , let  $Edge\delta$  be the function that assigns the cardinality of the set of the edges of the graph  $G = (V, E)$  that are incident to vertices in  $V_i$  and  $V_j$ , with  $i \neq j$ .

**Definition 11.** Let  $maxEdge\delta_V$  be the partition function for  $V \in \mathcal{V}$  that assigns  $\max_{i \leq n} Edge\delta(V_i, V \setminus V_i)$  to any partition  $(V_1, \dots, V_n)$  of  $V$ . Let  $maxEdge\delta$  be the partition function over  $\mathcal{V}$  that assigns  $maxEdge\delta_V$  to any  $V \in \mathcal{V}$ .

**Carving width [ST94, TSB00]:** The carving width of  $G$ ,  $carw(G)$ , by definition, is at most  $k \geq 1$  if and only if there is a partitioning tree of  $V$  with  $maxEdge\delta$  width at most  $k$ , and such that the internal vertices of  $T$  have maximum degree at most three.

The cut width of  $G$ , denoted by  $cw(G)$ , is defined as the smallest integer  $k$  such that  $V$  can be arranged in a linear ordering  $(v_1, \dots, v_n)$  such that for every  $i = 1, \dots, n-1$  there are at most  $k$  edges both incident to a vertex that belongs to  $\{v_1, \dots, v_i\}$  and to a vertex in  $\{v_{i+1}, \dots, v_n\}$ .

The partition function  $maxEdge\delta$  also may express the cut width of a graph  $G = (V, E)$  when it is at least the maximum degree  $\Delta$  of  $G$ . Note that any 0-branched partitioning tree with maximum degree at most 3 is such that its  $maxEdge\delta$ -width is at least  $\Delta$ . On the other hand, any 0-branched partitioning with maximum degree at most 3 of  $V$  can be seen as a linear ordering over the vertices of  $G$ , which implies that the  $maxEdge\delta$ -width of  $G$  is at least as big as  $cw(G)$ . More precisely, the minimum  $maxEdge\delta$  width of the 0-branched partitioning trees of  $V$  with maximum degree at most 3 equals  $\max\{cw(G), \Delta\}$ . In general, to express the cut width of a graph, we need a more restrictive partition function.

**Definition 12.** Let  $3-maxEdge\delta_V$  be the partition function for  $V \in \mathcal{V}$  that assigns the function  $\max\{Edge\delta(V_1, V \setminus V_1), Edge\delta(V_2, V \setminus V_2)\}$  to any partition  $(V_1, V_2, V_3)$  of  $V$ , with  $|V_3| = 1$ . Let  $3-maxEdge\delta$  be the partition function over  $\mathcal{V}$  that assigns  $3-maxEdge\delta_V$  to any  $V \in \mathcal{V}$ .

**Cut width [TSB00]:** The cut width of  $G$  is at most  $k \geq 1$ , if and only if there is a partitioning tree  $(T, \sigma)$  of  $V$  with  $3-maxEdge\delta$  width at most  $k$ , and  $(T, \sigma)$  is 0-branched. This result easily follows from the trivial correspondence between such a partitioning tree of  $V$  and an ordering of  $V$ .

### 3 Main Results

In this section, we define properties of a partition function  $\Phi$  that are sufficient for  $\Phi$  to admit a linear-time (in the size of the input set) algorithm that decides whether the  $\Phi$ -width of any set is at most  $k$ ,  $k$  being a fixed integer.

More precisely, we start by giving a set of sufficient conditions for our theorem. Then, we show that all aforementioned widths respect these conditions. This implies that the algorithm in Section 6 can be used to compute all the aforementioned widths, thus this algorithm generalizes the FPT-algorithms of [BK96, BT97, TSB00, BT04].

### 3.1 Sufficient Conditions For a Linear Time Algorithm

First, some definitions are made in this section in order to state the main theorem.

Since partitioning trees generalize the tree decomposition to any set (not only graphs), it is natural to extend the notion of *nice tree decomposition* [Bod96] to any set.

A *nice decomposition*  $(D, \mathcal{X})$  of a finite set  $A$  is a  $O(|A|)$ -node rooted tree  $D$ , together with a family  $\mathcal{X} = (X_t)_{t \in V(D)}$  of subsets of  $A$  such that,  $\cup_{t \in V(D)} X_t = A$ , for all  $a \in A$  the set  $\{t \mid a \in X_t\}$  induces a subtree of  $D$ , and for any  $v \in V(D)$ :

**start node:**  $v$  is a leaf, or

**introduce node:**  $v$  has a unique child  $u$ ,  $X_u \subset X_v$  and  $|X_v| = |X_u| + 1$ , or

**forget node:**  $v$  has a unique child  $u$ ,  $X_v \subset X_u$  and  $|X_u| = |X_v| + 1$ , or

**join node:**  $v$  has exactly two children  $u$  and  $w$ , and  $X_v = X_u = X_w$ .

The *width* of a decomposition  $(T, \mathcal{X})$  is the  $\max_{t \in V(T)} |X_t|$ . For any  $v \in V(D)$ , let  $D_v$  denote the subtree of  $D$  rooted in  $v$ , and  $A_v = \cup_{t \in V(D_v)} X_t$ .

Let  $\Phi$  be a partition function. A *nice decomposition*  $(D, \mathcal{X})$  of a set  $A$  is *compatible* with  $\Phi$  if:

1. there exists a function  $F_\Phi$  that associates an integer  $F_\Phi(x, \mathcal{P}, e)$  to any integer  $x$ , partition  $\mathcal{P}$  of some subset of  $A$  and element  $e$  of  $A$ , such that,  $F_\Phi$  is strictly increasing in its first coordinate, and, for any introduce node  $v \in V(D)$  with child  $u$ , any partition  $\mathcal{P}$  of  $A_v$ ,

$$\Phi_{A_v}(\mathcal{P}) = F_\Phi(\Phi_{A_u}(\mathcal{P} \cap A_u), \mathcal{P} \cap X_v, A_v \setminus A_u).$$

2. there exists a function  $H_\Phi$  that associates an integer  $H_\Phi(x, y, \mathcal{P})$  to any pair of integers  $x, y$ , and partition  $\mathcal{P}$  of some subset of  $A$ , such that,  $H_\Phi$  is strictly increasing in its first and second coordinates, and, for any join node  $v \in V(D)$  with children  $u$  and  $w$ , any partition  $\mathcal{P}$  of  $A_v$ ,

$$\Phi_{A_v}(\mathcal{P}) = H_\Phi(\Phi_{A_u}(\mathcal{P} \cap A_u), \Phi_{A_w}(\mathcal{P} \cap A_w), \mathcal{P} \cap X_v).$$

3.  $F_\Phi$  and  $H_\Phi$  have time complexity that does not depend on the size of  $A_v$ . That is, they have constant time complexity with respect to the size of  $A_v$ .
4. If  $v \in V(D)$  is an introduction node with  $u$  as children, then for every partition  $\mathcal{P}$  of  $A_v$  such that  $\mathcal{P} \cap X_v$  is a partition of  $X_v$  with only one part, then  $\Phi_{A_v}(\mathcal{P}) = \Phi_{A_u}(\mathcal{P} \cap A_u)$ .

If  $v \in V(D)$  is a join node with  $u$  and  $w$  as children, then for every partition  $\mathcal{P}$  of  $A_v$  such that  $\mathcal{P} \cap A_w$  is a partition of  $A_w$  with only one part we have that  $\Phi_{A_v}(\mathcal{P}) = \Phi_{A_u}(\mathcal{P} \cap A_u)$ . Respectively, if  $\mathcal{P} \cap A_u$  is a partition of  $A_u$  with only one part, then  $\Phi_{A_v}(\mathcal{P}) = \Phi_{A_w}(\mathcal{P} \cap A_w)$ .

Intuitively, the existence of  $F_\Phi$  and  $H_\Phi$  means that it is possible to quickly compute the  $\Phi$ -width of some partitions  $\mathcal{P}$  without knowing explicitly  $\mathcal{P}$ . By only knowing a restriction of  $\mathcal{P}$  and the  $\Phi$ -width of some restriction of  $\mathcal{P}$ , these restrictions being defined by the decomposition  $(D, \mathcal{X})$ . Moreover, the last restriction over the function  $\Phi$  means that changes on the width of a partitioning tree resulted from adding elements to the partitioning tree do not propagate long. They are contained to vertices of the partitioning tree that partition  $X_v$  into at least two parts.

### 3.2 Main Theorem

This is the main theorem of this paper:

**Theorem 4.** *Let  $\Phi$  be a monotone partition function that is closed under taking subsets. Let  $k, k' \geq 1$  and  $q \geq 0$  be three fixed integers ( $q$  may be  $\infty$ ). There exists an algorithm that solves the following problem in time linear in the size of the input set:*

**input:** *a finite set  $A$  and a nice decomposition  $(D, \mathcal{X})$ , of width at most  $k'$  for  $A$ , that is compatible with  $\Phi$ ,*

**output:** *decide if the  $q$ -branched  $\Phi$ -width of  $A$  is at most  $k$ .*

**Corollary 1.** *Let  $\Phi$  be a monotone partition function that is closed under taking subsets. Let  $k \geq 1$  and  $q \geq 0$  be 2 fixed integers ( $q$  may be  $\infty$ ). Let  $\mathcal{A}$  be a class of sets such that there exists a linear-time algorithm for computing a nice decomposition of width  $O(k)$  for any set  $A \in \mathcal{A}$ , compatible with  $\Phi$ , if it exists. There exists an algorithm that solves the following problem in time linear in the size of the input set:*

**input:** *a finite set  $A$ ,*

**output:** *decide if the  $q$ -branched  $\Phi$ -width of  $A$  is at most  $k$ .*

The proof of Theorem 4 is quite technical and most of the remaining part of this paper is devoted to it. In order to explain such proof in a more didactic manner, we start with a simple algorithm to solve this problem, albeit not in linear time, and improve such algorithm in the following sections until we have a linear time algorithm.

### 3.3 Tractability of Width Parameters of Graphs

This section is devoted to present an application of Theorem 4 in terms of the width measures of graphs showed in Section 2.

**Theorem 5.** *Let  $k$  and  $q$  be two fixed parameters. There exists an algorithm that solves the following problem in time linear in the size of the input graph.*

**input:** *A graph  $G$  with maximum degree bounded by a function of  $q$  and  $k$ ,*

**output:** *Decide if  $G$  has  $q$ -branched tree width, resp., branch width, linear width, carving width, cut width or special tree width at most  $k$ .*

*Proof.* In Section 2, we explained that several width parameters of graphs ( $q$ -branched tree width, resp., branch width, linear width, carving width, cut width or special tree width) can be defined in terms of partition functions. Therefore, the proof of Theorem 5 roughly consists in proving that the partition functions corresponding to these width parameters satisfy conditions of Theorem 4.

Bodlaender designs a linear-time algorithm that decides if the tree width of a graph  $G$  is at most  $k'$  ( $k'$  is a fixed parameter), and, if  $\text{tw}(G) \leq k'$  returns a tree decomposition of width at most  $k'$  [Bod96]. Moreover, a nice tree decomposition of  $G$  can be computed in linear time from any tree decomposition of  $G$ , and without increasing its width [BK96]. Moreover, from Lemma 7, any nice tree decomposition of  $G$  can be turned into a nice decomposition of  $E(G)$  with width at most  $dk'$ , where  $d$  is the maximum degree of  $G$ .

Note that from Lemmas 8, 9 and 10 we have that a nice decomposition is compatible with partitioning functions for  $q$ -branched tree width, branch width, linear width, carving width, cut width and special tree width. Therefore, in order to obtain a nice decomposition of  $E(G)$ , we can use the algorithm in [Bod96] and Lemma 7. Since, by hypothesis, the maximum degree of  $G$  is bounded by a function of  $q$  and  $k$ , the width of the nice decomposition obtained is bounded by a function of  $q$  and  $k$ . Therefore, the hypothesis of Theorem 4 is satisfied for all the aforementioned widths, which proves Theorem 5.  $\square$

First, the following lemma is straightforward and its proof is thus omitted.

**Lemma 6.** *The partition functions  $\delta$ ,  $\text{max}\delta$ ,  $\text{Edge}\delta$  and  $\text{maxEdge}\delta$  are monotone and closed under taking subsets.*

Next three lemmas show the compatibility of some nice decomposition with the partition functions  $\delta$ ,  $\text{max}\delta$  and  $\text{maxEdge}\delta$ .

**Definition 13.** [BK96] A nice tree decomposition of a graph  $G = (V, E)$  is a tree decomposition of  $G$  that is a nice decomposition of  $V$ .

**Lemma 7.** *Any nice tree decomposition  $(T, \mathcal{Y})$  of a graph  $G = (V, E)$  with width  $k$  can be turned into a nice decomposition  $(D, \mathcal{X})$  of  $E$ . Moreover, if  $G$  has bounded maximum degree  $d$ , the width of  $(D, \mathcal{X})$  is at most  $d \cdot k$ .*

*Proof.* For any  $v \in V(T)$ , let  $T_v$  denote the subtree of  $T$  rooted in  $v$ , and  $A_v = \cup_{t \in V(T_v)} Y_t$ , and let  $E_v$  be the set of edges belonging to the subgraph induced by the vertices contained in  $A_v$  that are incident to a vertex in  $Y_v$ . Any start node, resp., join node,  $Y_t$  of  $(T, \mathcal{Y})$  corresponds to a start node, resp., join node,  $E_t$  of  $(D, \mathcal{X})$ . For any introduce node  $Y_t$  of  $(T, \mathcal{Y})$ , let  $x \in V$  be the vertex such that  $Y_t = Y_{t'} \cup \{x\}$ , where  $t'$  is the single child of  $t$  in  $T$ . Let  $e_1, \dots, e_r$  be the edges that are incident to  $x$  and to some vertex in  $Y_{t'}$ . Then,  $Y_t$  is modified into a path of introduce nodes  $E(G[Y_{t'}]) \cup \{e_1\}, E(G[Y_{t'}]) \cup \{e_1, e_2\}, \dots, E(G[Y_{t'}]) \cup \{e_1, e_2, \dots, e_r\}$  in  $(D, \mathcal{X})$ . Finally, any forget node  $Y_t$  of  $(T, \mathcal{Y})$  is modified into a path of forget nodes  $E(G[Y_{t'}]) \setminus \{e_1\}, E(G[Y_{t'}]) \setminus \{e_1, e_2\}, \dots, E(G[Y_{t'}]) \setminus \{e_1, e_2, \dots, e_r\}$  in  $(D, \mathcal{X})$ , where  $t'$  is the unique child of  $t$  in  $T$ , and  $e_1, \dots, e_r$  are the edges that are incident to  $x = Y_{t'} \setminus Y_t$  and to no other vertex in  $Y_t$ . The obtained decomposition of  $E$  is a nice decomposition and its width (i.e. the maximum number of edges in each bag) is at most the width of the tree decomposition  $(T, \mathcal{Y})$  times the maximum degree of  $G$ .  $\square$

**Lemma 8.** *Let  $G$  be a graph with maximum degree  $\text{deg}$ . Given a nice tree decomposition  $(T, \mathcal{Y})$  of  $G$  with width at most  $k' \geq 1$ , a nice decomposition  $(D, \mathcal{X})$  of  $E$ , compatible with the partition functions corresponding to tree width (resp., path width and special tree width) and with  $\max_{t \in V(D)} |X_t| \leq k' \cdot \text{deg}$  can be computed in linear time.*

*Proof.* Recall that the tree width, the path width and the special tree width of a graph may be defined in terms of the partition function  $\delta$ . First, let  $(D, \mathcal{X})$  be the nice decomposition of  $E$ , with width at most  $k' \cdot \text{deg}$ , obtained from  $(T, \mathcal{Y})$  as indicated in Lemma 7. We aim at proving that  $(D, \mathcal{X})$  is compatible with  $\delta$ . Let  $F_\delta$  be defined as follows.

**Definition 14.** Let  $x$  be an integer,  $\mathcal{P}$  be a partition of a subset  $E'$  of  $E$  and an edge  $e \in E'$ . Let  $F_\delta(x, \mathcal{P}, e) = x + |\{v \in e \mid v \in \Delta(\mathcal{P}) \setminus \Delta(\mathcal{P} \cap (E' \setminus \{e\}))\}|$ .

That is,  $F_\delta$  adds to  $x$  the number of vertices incident to  $e$  that contribute to the border of the partition  $\mathcal{P}$  because they are incident to  $e$ .  $F_\delta$  is obviously strictly increasing in its first coordinate. Moreover,  $F$  can be computed in constant time when  $|E'|$  is bounded by a constant.

For any  $v \in V(D)$ , let  $D_v$  denote the subtree of  $D$  rooted in  $v$ , and  $A_v = \cup_{t \in V(D_v)} X_t$ .

Let  $v \in V(D)$  be an introduce node with child  $u$ , and let  $\{e\} = X_v \setminus X_u$ . Let  $\mathcal{P}$  be a partition of  $A_v$ . We need to prove that  $\delta_{A_v}(\mathcal{P}) = F_\delta(\delta_{A_u}(\mathcal{P} \cap A_u), \mathcal{P} \cap X_v, e)$ . In other words, let us prove that  $\delta_{A_v}(\mathcal{P}) = \delta_{A_u}(\mathcal{P} \cap A_u) + |\{v \in e \mid v \in \Delta(\mathcal{P} \cap X_v) \setminus \Delta((\mathcal{P} \cap X_v) \cap (X_v \setminus \{e\}))\}|$ .

$\delta_{A_v}(\mathcal{P})$  is the number of vertices in the subgraph induced by the set of edges  $A_v$  that are incident to edges in different parts of  $\mathcal{P}$ . This set of vertices can be divided into two disjoint sets: (1) the set  $S_1$  of vertices that are incident to two edges  $f$  and  $h$  that are different from  $e$  and that belong to different parts of  $\mathcal{P}$ , and (2) the set  $S_2$  of vertices  $x$  incident to  $e$  and such that all other edges (different from  $e$ ) incident to  $x$  belong to the same part of  $\mathcal{P}$  that is not the part of  $e$ .  $S_1$  is exactly the set of vertices belonging to  $\Delta_{A_u}(\mathcal{P} \cap A_u)$ , therefore  $|S_1| = \delta_{A_u}(\mathcal{P} \cap A_u)$ .

By definition of  $(D, \mathcal{X})$ , because it has been built from a tree decomposition, any edge of  $A_u = A_v \setminus \{e\}$  that has a common end with  $e$  belongs to  $X_v$ . Therefore, any vertex in  $S_2$  belongs to  $\Delta(\mathcal{P} \cap X_v)$ . It is easy to conclude that  $|S_2| = |\{v \in e \mid v \in \Delta(\mathcal{P} \cap X_v) \setminus \Delta(\mathcal{P} \cap X_v \cap (X_v \setminus \{e\}))\}|$ .

Therefore, the function  $F_\delta$  satisfies the desired properties.

**Definition 15.** Let  $x$  and  $y$  be two integers, and let  $\mathcal{P}$  be a partition of a subset  $E'$  of  $E$ . Let  $H_\delta(x, y, \mathcal{P}) = x + y - \delta(\mathcal{P})$ .

$H_\delta$  is obviously strictly increasing in its first and second coordinates. Moreover, it can be computed in constant time when  $|E'|$  is bounded by a constant.

Let  $v \in V(D)$  be a join node with children  $u$  and  $w$ , and let  $\mathcal{P}$  be a partition of  $A_v$ , we must prove that  $\delta_{A_v}(\mathcal{P}) = H_\delta(\delta_{A_u}(\mathcal{P} \cap A_u), \delta_{A_w}(\mathcal{P} \cap A_w), \mathcal{P} \cap X_v)$ . That is, we prove that  $\delta_{A_v}(\mathcal{P}) = \delta_{A_u}(\mathcal{P} \cap A_u) + \delta_{A_w}(\mathcal{P} \cap A_w) - \delta_{X_v}(\mathcal{P} \cap X_v)$ .

First, note that  $\Delta_{A_u}(\mathcal{P} \cap A_u) \cup \Delta_{A_w}(\mathcal{P} \cap A_w) \subseteq \Delta_{A_v}(\mathcal{P})$ . Moreover, by definition of the nice decomposition  $(D, \mathcal{X})$ , an edge of  $A_u \setminus X_v$  and an edge of  $A_w \setminus X_v$  cannot be incident. Indeed,  $X_v$  has been built by taking all edges incident to a vertex in a bag  $Y$  of the tree decomposition  $(T, \mathcal{Y})$ . By the connectivity property of a tree decomposition, if a vertex  $x$  would have been incident to

an edge in  $A_u \setminus A_w$  and to an edge in  $A_w \setminus A_u$ , then  $x \in Y$  which would have implied that both these edges belong to  $X_v = A_u \cap A_w$ , a contradiction. Therefore,  $\Delta_{A_v}(\mathcal{P}) \subseteq \Delta_{A_u}(\mathcal{P} \cap A_u) \cup \Delta_{A_w}(\mathcal{P} \cap A_w)$ . To conclude showing that  $H_\delta$  is correct, it is sufficient to observe that  $\Delta_{A_u}(\mathcal{P} \cap A_u) \cap \Delta_{A_w}(\mathcal{P} \cap A_w) = \Delta_{X_v}(\mathcal{P} \cap X_v)$ .

Now, we need to show that if  $v$  is an introduction node with  $u$  as children then for all partitions  $\mathcal{P}$  of  $A_v$  such that  $\mathcal{P} \cap X_v$  is a partition of  $X_v$  with only one part then  $\Delta_{A_v}(\mathcal{P}) = \Delta_{A_u}(\mathcal{P} \cap A_u)$ .

Assume that  $v$  is an introduction node and that  $A_v \setminus A_u = \{a\}$ . Let  $\mathcal{P}$  be a partitioning of  $A_v$  such that  $\mathcal{P} \cap X_v$  is a partition of  $X_v$  with only one part.

Since  $(D, \mathcal{X})$  is a nice decomposition of  $E$ , we have that  $a$  is not adjacent to any edge in  $A_u \setminus X_v$ . Assume that  $\Delta_{A_u}(\mathcal{P} \cap A_u) < \Delta_{A_v}(\mathcal{P})$ . This means that there is an extremity of  $a$  that is incident to an edge of  $A_u \setminus X_v$ , a contradiction. Therefore,  $\Delta_{A_u}(\mathcal{P} \cap A_u) = \Delta_{A_v}(\mathcal{P})$ .

Finally, we need to show that if  $v$  is a join node of  $(D, \mathcal{X})$  with children  $u$  and  $w$ , then for all partitions  $\mathcal{P}$  of  $A_v$  such that  $\mathcal{P} \cap A_u$  is a partition of  $A_u$  with only one part then  $\Delta_{A_v}(\mathcal{P}) = \Delta_{A_w}(\mathcal{P} \cap A_w)$  or  $\Delta_{A_v}(\mathcal{P}) = \Delta_{A_u}(\mathcal{P} \cap A_u)$  in the case that  $\mathcal{P} \cap A_w$  is a partition of  $A_w$  with only one part.

W.l.o.g. assume that  $\mathcal{P} \cap A_w$  is a partition of  $A_w$  with only one part. Since,  $(D, \mathcal{X})$  is a nice decomposition of  $E$ , we have that no edges in  $A_u \setminus A_w$  share extremities with edges in  $A_w \setminus A_u$ . Moreover,  $(A_u \setminus A_w) \cap (A_w \setminus A_u) = \emptyset$  and  $A_u \cap A_w = X_v$ .

$\Delta_{A_v}(\mathcal{P})$  is the number of vertices of  $G$  such that they are extremities for edges in different parts of  $\mathcal{P}$ . Since,  $\mathcal{P} \cap A_w$  is a partition with only one part and the edges of  $A_w \setminus A_u$  do not share any extremities with edges in  $A_u \setminus A_w$ . We have that  $\Delta_{A_v}(\mathcal{P})$  is the number of vertices that are extremities of edges in different parts of  $\mathcal{P} \cap A_u$ . That is,  $\Delta_{A_v}(\mathcal{P}) = \Delta_{A_u}(\mathcal{P} \cap A_u)$ .

The case where  $\mathcal{P} \cap A_u$  is a partition of  $A_u$  with only one part is similar and thus omitted.  $\square$

It is easy to see that the partition function  $Edge\delta$  behaves as the  $\delta$  function but the role of vertices and edges being reversed.

First note that any nice tree decomposition  $(T, \mathcal{Y})$  of  $G$  is a nice decomposition of  $V$ . To prove that  $(T, \mathcal{Y})$  is compatible with the partition function  $Edge\delta$ , we follow the above proof of Lemma 8.

**Definition 16.**  $F_{Edge\delta}$  and  $H_{Edge\delta}$  are defined as follows:

- Let  $x$  be an integer,  $\mathcal{P}$  be a partition of a subset  $V'$  of  $V$  and a vertex  $v \in V'$ . Then,

$$F_{Edge\delta}(x, \mathcal{P}, v) = x + |\{e \in E \mid v \in e \text{ and } e \in Edge\delta(\mathcal{P}) \setminus Edge\delta(\mathcal{P} \cap (V' \setminus \{v\}))\}|.$$

- Let  $x$  and  $y$  be two integers, and let  $\mathcal{P}$  be a partition of a subset  $V'$  of  $V$ . Then,  $H_{Edge\delta}(x, y, \mathcal{P}) = x + y - Edge\delta(\mathcal{P})$ .

Therefore, the partition function  $Edge\delta$  is compatible with any nice tree decomposition. To prove the compatibility of the partition function  $maxEdge\delta$  with any nice tree decomposition, we use the following claim.

Let  $f$  be any partition function and let  $maxf$  be the partition function that associates  $\max_{i \leq n} f(A_i, A \setminus A_i)$  to any partition  $(A_1, \dots, A_n)$  of  $A$ .

**Claim 1.** *For any partition function  $f$  compatible with a nice decomposition of some set  $A$ , the partition function  $\max f$  is also compatible.*

*Remark 1.* Claim 1 also serves to show that the partition functions for branch width and linear width are also compatible to a nice decomposition of the edges of a graph.

Because  $f$  is compatible with any nice decomposition of  $A$ , there exist two function  $F_f$  and  $H_f$  that satisfy the properties defining the notion of compatibility. We must have:

$$\begin{aligned} f_{A_v}(\mathcal{P}) &= F_f(f_{A_u}(\mathcal{P} \cap A_u), \mathcal{P} \cap X_v, A_v \setminus A_u), \text{ and} \\ f_{A_v}(\mathcal{P}) &= H_f(f_{A_u}(\mathcal{P} \cap A_u), f_{A_w}(\mathcal{P} \cap A_w), \mathcal{P} \cap X_v). \end{aligned}$$

The key point is that if  $\mathcal{P}$  is a bipartition of some set  $A$ , then  $f_A(\mathcal{P}) = \max f_A(\mathcal{P})$ . Therefore, when considering a bipartition, the functions  $F_{\max f}$  and  $H_{\max f}$  can be defined similarly to  $F_f$  and  $H_f$ . The case that  $\mathcal{P}$  is not a bipartition is more technical, hence we postpone the proof of this claim until Section 6 after showing how the algorithm works.

Hence with Claim 1 the partition functions corresponding to the branch width and linear width (carving width and cut width) are all compatible to nice decompositions of  $E$  ( $V$ ) of a graph  $G = (V, E)$ . This gives us the following lemmas:

**Lemma 9.** *Any nice decomposition  $(D, \mathcal{X})$  of  $G$  is a nice decomposition of  $E$  compatible with the partition functions corresponding to branch width (resp., linear width).*

**Lemma 10.** *Any nice tree decomposition  $(T, \mathcal{Y})$  of  $G$  is a nice decomposition of  $V$  compatible with the partition functions corresponding to carving width (resp., cut width).*

## 4 Describing Partitioning Trees in a Dynamic Manner

In this section, we show the basic idea used to compute all the aforementioned widths.

### 4.1 Preliminary Definitions

**Definition 17.** Let  $(T, r, \sigma)$  be a rooted partitioning tree of a set  $A$  and  $A' \subseteq A$ , then the *partitioning tree*  $(T', r', \sigma')$  of  $(T, r, \sigma)$  restricted to  $A'$  is the minimum subtree of  $T'$  spanning all the leaves corresponding to elements of  $A'$ .  $r'$  is the vertex of  $T'$  that is closest to  $r$  in  $T$  and the function  $\sigma'$  is the restriction of  $\sigma$  to  $A'$ .

Let  $(D, \mathcal{X})$  be a nice decomposition of a set  $A$  and  $\Phi$  a partitioning function of  $A$  that is compatible with  $(D, \mathcal{X})$ . Recall that for any  $v \in V(D)$ ,  $D_v$  denotes the subtree of  $D$  rooted in  $v$ , and  $A_v = \cup_{t \in V(D_v)} X_t$ . In what follows, a *full set of partitioning trees* of a vertex  $v \in V(D)$ , denoted by  $\text{FSPT}_{k,q}(v)$ , is the set of

all labeled  $q$ -branched partitioning trees of  $\Phi$ -width at most  $k$  of  $A_v$ . If  $r$  is the root of  $(D, \mathcal{X})$  then  $A_r = A$ , hence  $\text{FSPT}_{k,q}(r)$  is not empty if and only if the  $q$ -branched  $\Phi$ -width of  $A$  is not bigger than  $k$ .

**Definition 18.** A *labeled partitioning tree*,  $((T, r, \sigma), \ell)$  is a partitioning tree  $(T, r, \sigma)$  along with a label  $\ell$ , a function from the edges or internal vertices of  $T$  to integers, the label of a vertex (or edge)  $t$  of  $T$  is such that  $\ell(t) = \Phi(\mathcal{A}_t)$ , where  $\mathcal{A}_t$  is the partition of  $A$  defined by  $t$ .

The role of the label is to store the values of the partitioning function  $\Phi$  for fast access and update during the execution of the algorithm.

## 4.2 Main Idea

Let  $k$  and  $q$  be fixed integers. The main idea behind the algorithm in section Section 6 is to use dynamic programming to compute a full set of partitioning trees for  $A$  by using a nice decomposition  $(D, \mathcal{X})$  of  $A$ . In other words, to decide if the  $q$ -branched  $\Phi$ -width of  $A$  is not bigger than  $k$ . We start by computing a  $\text{FSPT}_{k,q}(v)$  for all bags  $X_v$  where  $v$  is a leaf of  $D$ . Then, for each vertex  $v \in V(D)$  such that for each child  $u$  of  $v$  we have already computed the set  $\text{FSPT}_{k,q}(u)$ , we compute  $\text{FSPT}_{k,q}(v)$ . Once  $\text{FSPT}_{k,q}(r)$ , where  $r \in V(D)$  is the root of  $D$ , is computed, then we can simply test if  $\text{FSPT}_{k,q}(r)$  is empty to decide whether the  $q$ -branched  $\Phi$ -width of  $A$  is not bigger than  $k$ .

In this section we show how to compute  $\text{FSPT}_{k,q}(v)$  for vertices of  $V(D)$ , for the moment, we do not focus on the complexity of this computation, rather we show the main idea behind each procedure introduced on Section 6. The computation of  $\text{FSPT}_{k,q}(v)$  depends on the type of the node  $v$ . In the following subsections we show procedures for each kind of node in the nice decomposition  $(D, \mathcal{X})$  (starting node, introduce node, forget node and join node).

We also state that it is possible that a full set of characteristics has infinite size, hence it is necessary to design a method to “compress” this set reducing its cardinality to something more manageable, i.e., a size given by a function bounded on  $k$ , the width of the nice decomposition and  $q$ . In Section 5 we show how this can be achieved.

Then, in Section 6, we show how to use this compression to design a linear time algorithm to decide if the  $\Phi$ -width of a set  $A$  is not bigger than  $k$ ,  $k$  being a fixed parameter.

## 4.3 Procedure Starting Node

If  $v$  is a starting node, i.e. a leaf of  $D$ . Then, procedure Starting Node consists of enumerating all  $q$ -branched partitioning trees for  $A_v$  with  $\Phi$ -width at most  $k$ .

That is,  $\text{FSPT}_{k,q}(v)$  is the set of all possible labeled  $q$ -branched partitioning trees for  $A_v$  with  $\Phi$ -width at most  $k$ .

**Lemma 11.** *Let  $(D, \mathcal{X})$  be a nice decomposition of a set  $A$ . The procedure Starting Node computes a full set of  $q$ -branched partitioning trees of  $\Phi$ -width not bigger than  $k$  for a starting node  $v$  of  $D$ .*

#### 4.4 Procedure Introduce Node

Assume that  $v$  is an introduce node of  $D$  and that we aim at computing  $\text{FSPT}_{k,q}(v)$ .

Let  $u$  be the only child of  $v$  in  $D$  and  $\{a\} = X_v \setminus X_u$ . Let  $\text{FSPT}_{k,q}(u)$  be the full set of labeled  $q$ -branched partitioning trees of  $A_u$  with width at most  $k$ . The set  $\text{FSPT}_{k,q}(v)$  is obtained from  $\text{FSPT}_{k,q}(u)$  by applying the following procedure to every labeled partitioning tree  $(T_u, r_u, \sigma_u)$  in  $\text{FSPT}_{k,q}(u)$  and to every possible execution of the step “update  $T_u$  into  $T_v$ ”.

**Procedure Introduce Node.** Starting with  $\text{FSPT}_{k,q}(v) = \text{FSPT}_{k,q}(u)$ , for all possible choices of step “update  $T_u$  into  $T_v$ ” and for all elements  $(T_u, r_u, \sigma_u) \in \text{FSPT}_{k,q}(u)$  do the following:

**update  $T_u$  into  $T_v$ :** To insert a corresponding vertex to  $a$  in  $((T_u, r_u, \sigma_u), \ell_u)$ , choose some internal vertex  $v_{att}$  of  $V(T_u)$ , add a leaf  $v_{leaf}$  adjacent to  $v_{att}$ . Moreover, let  $e_{new} = \{v_{att}, v_{leaf}\}$ , we then proceed to subdivide  $e_{new}$  a finite number of times. Then, set  $\sigma_v(v_{leaf}) = a$ . Let  $P_{new}$  be the path joining  $v_{leaf}$  to  $v_{att}$ . If  $r_u = v_{att}$  then  $r_v$  is one of the vertices in  $V(P_{new}) \setminus \{v_{leaf}\}$ , otherwise  $r_v = r_u$ . Note that, at this point,  $T_v$  is a partitioning tree of  $A_v$ .

**update of labels of new vertex(s) and edge(s):** First, let  $P_{new}$  be the path joining  $v_{leaf}$  to  $v_{att}$ . Then every internal vertex (or edge)  $p$  of  $P_{new}$  receives label  $\ell_v(p) = \Phi_{A_v}(\{A_u, \{a\}\})$ .

**update of labels of other vertex(s) and edge(s):** For all  $e \in E(T_v) \setminus E(P_{new})$ , let  $\mathcal{T}_e$  be the partition of  $X_v$  defined by  $e$ .  $\ell_v(e) \leftarrow F_\Phi(\ell_u(e), \mathcal{T}_e, a)$ . For all  $t \in (V(T_v) \setminus V(P_{new})) \cup \{v_{att}\}$ , let  $\mathcal{T}_t$  be the partition of  $X_v$  defined by  $t$ , then  $\ell_v(t) \leftarrow F_\Phi(\ell_u(t), \mathcal{T}_t, a)$ .

**update of  $\text{FSPT}_{k,q}(v)$ :** If  $((T_v, r_v, \sigma_v), \ell_v)$  is  $q$ -branched, for every internal vertex  $t \in V(T_v)$  we have  $\ell_v(t) \leq k$  and for every edge  $e \in E(T_v)$  we have  $\ell_v(e) \leq k$  then  $\text{FSPT}_{k,q}(v) \leftarrow \text{FSPT}_{k,q}(v) \cup \{((T_v, r_v, \sigma_v), \ell_v)\}$ , otherwise  $\text{FSPT}_{k,q}(v)$  remains unchanged.

**Lemma 12.** *Let  $(D, \mathcal{X})$  be a nice decomposition of a set  $A$  compatible with the monotone partition function  $\Phi$  and let  $v$  be an introduce node of  $D$  with a child  $u$ . The procedure Introduce Node computes a full set of  $q$ -branched partitioning trees of  $\Phi$ -width not bigger than  $k$  from the set  $\text{FSPT}_{k,q}(u)$  for the node  $v$ .*

*Proof.* Let  $\text{FSPT}_{k,q}(v)$  be the set computed by the procedure Introduce Node, we first show that any element  $((T_v, r_v, \sigma_v), \ell_v) \in \text{FSPT}_{k,q}(v)$  is a  $q$ -branched partitioning tree with  $\Phi$ -width not bigger than  $k$  for  $A_v$ .

Let  $\text{FSPT}_{k,q}(u)$  be a full set of  $q$ -branched partitioning trees of  $\Phi$ -width not bigger than  $k$  for the node  $u$  and let  $(T_u, r_u, \sigma_u)$  be any element of  $\text{FSPT}_{k,q}(u)$ . Assume that  $((T_v, r_v, \sigma_v), \ell_v)$  is obtained through an execution of procedure Introduce Node on  $(T_u, r_u, \sigma_u)$ .

From the step “update  $T_u$  into  $T_v$ ”, since  $(T_u, r_u, \sigma_u)$  is a partitioning tree for  $A_u$  and  $A_v \setminus A_u = \{a\}$ , taking  $(T_u, r_u, \sigma_u)$  adding a leaf  $v_{leaf}$  to an internal vertex  $v_{att}$  of  $T_u$  and mapping  $v_{leaf}$  to  $a$  results in a partitioning tree for  $A_v$ . Moreover, the subdivision of  $\{v_{att}, v_{leaf}\}$  does not change the fact that  $(T_v, r_v, \sigma_v)$  is a partitioning tree for  $A_v$ . Hence,  $(T_v, r_v, \sigma_v)$  is a partitioning tree for  $A_v$ .

For any internal vertex (or edge)  $t$  of  $T_v$  let  $\mathcal{A}_t$  be the partition of  $A_v$  that it defines. It remains to show that  $(T_v, r_v, \sigma_v)$  is  $q$ -branched, has  $\Phi$ -width not bigger than  $k$  and that after the execution of the procedure Introduce Node all labels are correct. In other words, for all internal vertices (or edges)  $t$  of  $T_v$ , we prove that  $\ell_v(t) = \Phi_{A_v}(\mathcal{A}_t)$ .

In the step “update of  $\text{FSPT}_{k,q}(v)$ ”,  $((T_v, r_v, \sigma_v), \ell_v)$  is only added to  $\text{FSPT}_{k,q}(v)$  if it is  $q$ -branched. Then, from the fact that there are only labeled partitioning trees in  $\text{FSPT}_{k,q}(u)$ , we have that  $\ell_u(t) = \Phi_{A_u}(\mathcal{A}_t \cap A_u)$  for any internal vertex (or edge)  $t$  of  $T_u$ . Moreover, we have that  $\Phi$  is compatible with the nice decomposition  $(D, \mathcal{X})$ . Therefore, from the description of the Introduce Node procedure for every internal node  $t$  (or any edge) of  $T_v$  that is not in  $P_{new} \cup \{v_{att}\}$ :

$$\ell_v(t) = F_\Phi(\ell_u(t), \mathcal{T}_t, a) = F_\Phi(\Phi_{A_u}(\mathcal{A}_t \cap A_u), \mathcal{A}_t \cap X_v, a) = \Phi_{A_v}(\mathcal{A}_t).$$

Furthermore, all edges and internal vertices of  $P_{new}$  receive the label  $\Phi_{A_v}(\{A_u, \{a\}\})$  from step “update of new vertex(s) and edge(s)”, hence  $\ell_v(t) = \Phi_{A_v}(\{A_u, \{a\}\})$ , where  $t$  is either an internal vertex of  $P_{new}$  or an edge of  $P_{new}$ . Lastly, again from the fact that  $\Phi$  is compatible with  $(D, \mathcal{X})$  and from step “update of labels of other vertex(s) and edge(s)”:

$$\ell_v(v_{att}) = F_\Phi(\ell_u(v_{att}), \mathcal{T}_{v_{att}}, a) = F_\Phi(\Phi_{A_u}(\mathcal{A}_{v_{att}} \cap A_u), \mathcal{A}_{v_{att}} \cap X_v, a) = \Phi_{A_v}(\mathcal{A}_{v_{att}}).$$

Hence, at step “update of  $\text{FSPT}_{k,q}(v)$ ”,  $((T_v, r_v, \sigma_v), \ell_v)$  is a labeled partitioning tree of  $A_v$ . Therefore, the step “update of  $\text{FSPT}_{k,q}(v)$ ” guarantees that  $((T_v, r_v, \sigma_v), \ell_v)$  is only added to  $\text{FSPT}_{k,q}(v)$  if it is a labeled  $q$ -branched partitioning tree with  $\Phi$ -width not bigger than  $k$  for  $A_v$ . Thus, any element of  $\text{FSPT}_{k,q}(v)$  is a labeled  $q$ -branched partitioning tree with  $\Phi$ -width not bigger than  $k$  for  $A_v$ .

We now show that any labeled  $q$ -branched partitioning tree with width not bigger than  $k$  for  $A_v$  is in  $\text{FSPT}_{k,q}(v)$ . Let  $((T'_v, r'_v, \sigma'_v), \ell_v)$  be any  $q$ -branched partitioning tree with width not bigger than  $k$  for  $A_v$ . Let  $(T_u, r_u, \sigma_u)$  be  $(T'_v, r'_v, \sigma'_v)$  restricted to  $A_u$ . The partitioning tree  $(T_u, r_u, \sigma_u)$  is  $q$ -branched and its  $\Phi$ -width is not bigger than  $k$ , since we only remove branches when restricting a partitioning tree and  $\Phi$  is monotone. Thus,  $((T_u, r_u, \sigma_u), \ell_u) \in \text{FSPT}_{k,q}(u)$ .

Let  $v_{leaf}$  be the vertex of  $T'_v$  that corresponds to  $a$ . Since  $T_u$  is a subtree of  $T'_v$ , let  $v_{att} \in V(T_u)$  be the vertex that is closest to  $v_{leaf}$  in  $T'_v$  and  $P_{new}$  be the path in  $T'_v$  joining  $v_{leaf}$  to  $v_{att}$ . Since  $A_u = A_v \setminus \{a\}$ , all internal vertices of  $P_{new}$  have degree two in  $T'_v$ . Hence,  $T'_v$  can be obtained from  $T_u$  in the step “update  $T_u$  into  $T_v$ ” by attaching the vertex  $v_{leaf}$  to  $v_{att}$  and subdividing the edge  $e_{new}$  an amount of times equal to  $|V(P_{new} \setminus \{v_{leaf}, v_{att}\})|$ .

Therefore, let  $((T_v, r_v, \sigma_v), \ell_v)$  be the labeled  $q$ -branched partitioning tree obtained from  $((T_u, r_u, \sigma_u), \ell_u)$  with the Introduce Node procedure by adding a vertex  $v_{leaf}$  mapping  $a$  to  $v_{att}$  and subdividing  $\{v_{att}, v_{leaf}\}$  an amount of times equal to  $|V(P_{new} \setminus \{v_{leaf}, v_{att}\})|$ . In other words,  $T_v$  and  $T'_v$  are isomorphic. Since the root of the tree does not change with the Introduce Node procedure,  $r'_v = r_v = r_u$ . Moreover,  $\sigma'_v$  and  $\sigma_v$  are the same, i.e.  $\sigma'_v = \sigma_v = \sigma_u \cup (v_{att}, a)$ . Therefore  $((T'_v, r'_v, \sigma'_v), \ell'_v) = ((T_v, r_v, \sigma_v), \ell_v)$ . Thus, for every  $q$ -branched partitioning tree  $((T'_v, r'_v, \sigma'_v), \ell_v)$  with width not bigger than  $k$  for  $A_v$  there is an execution of process Introduce Node such that  $((T'_v, r'_v, \sigma'_v), \ell_v) \in \text{FSPT}_{k,q}(v)$ .  $\square$

## 4.5 Procedure Forget Node

Let  $v$  be a forget node of  $D$ ,  $u$  be its child and  $\text{FSPT}_{k,q}(u)$  be a full set of labeled  $q$ -branched partitioning trees of  $A_u$  with width at most  $k$ . Then procedure Forget Node consists of copying  $\text{FSPT}_{k,q}(u)$ . In other words,  $\text{FSPT}_{k,q}(v) = \text{FSPT}_{k,q}(u)$ .

**Lemma 13.** *Let  $(D, \mathcal{X})$  be a nice decomposition of a set  $A$  compatible with the monotone partition function  $\Phi$  and let  $v$  be a forget node of  $D$  with a child  $u$ . The procedure Forget Node computes a full set of  $q$ -branched partitioning trees of  $\Phi$ -width not bigger than  $k$  for a forget node  $v$  of  $D$ .*

Since  $A_v = A_u$  we have that  $\text{FSPT}_{k,q}(v) = \text{FSPT}_{k,q}(u)$ , therefore if  $v$  is a forget node this procedure produces a full set of labeled  $q$ -branched partitioning trees of  $A_u$  with width at most  $k$  for the node  $v$ .

## 4.6 Procedure Join Node

Let  $v$  be a join node of  $D$ ,  $u$  and  $w$  its children and  $\text{FSPT}_{k,q}(u)$  a full set of labeled  $q$ -branched partitioning trees of  $A_u$  with width at most  $k$  and  $\text{FSPT}_{k,q}(w)$  a full set of labeled  $q$ -branched partitioning trees of  $A_w$  with width at most  $k$ .

Let  $((T_u, r_u, \sigma_u), \ell_u) \in \text{FSPT}_{k,q}(u)$  and  $((T_w, r_w, \sigma_w), \ell_w) \in \text{FSPT}_{k,q}(w)$ . The goal is to merge “compatible” partitioning trees. We recall that, by definition of a join node of a nice decomposition,  $X_u = X_w = X_v$ . Hence, let  $(T_u^r, r_u^r, \sigma_u^r)$  be  $(T_u, r_u, \sigma_u)$  restricted to  $X_v$ , i.e. the minimum subtree of  $T_u$  spanning all the leaves corresponding to elements of  $X_v$  ( $r_u^r$  is the vertex of  $T_u^r$  closest to  $r_u$  in  $T_u$ ), and  $(T_w^r, r_w^r, \sigma_w^r)$  be  $(T_w, r_w, \sigma_w)$  restricted to  $X_v$ . Then, we do the following procedure for every pair of elements of  $((T_u, r_u, \sigma_u), \ell_u) \in \text{FSPT}_{k,q}(u)$  and  $((T_w, r_w, \sigma_w), \ell_w) \in \text{FSPT}_{k,q}(w)$  such that  $T_u^r$  and  $T_w^r$  are isomorphic,  $\sigma_u^r = \sigma_w^r$  and for every possible execution of step “Identifying  $T_u$  and  $T_w$ ”.

**Identifying  $T_u$  and  $T_w$ :**  $T_v$  is obtained by identifying all correspondent vertices of  $T_u^r$  and  $T_w^r$ . Then we remove from  $T_v$  the double edges resulting from the identification process. The root of  $T_v$  is obtained arbitrarily choosing an internal vertex of  $T_v$ . The mapping  $\sigma_v$  is obtained taking both mappings  $\sigma_u$  and  $\sigma_w$ , i.e. the leaves that are in  $T_u^r$  and  $T_w^r$  keep their correspondence to the elements of  $A$ . Since  $X_u = X_w = X_v$ , leaves that correspond to elements of  $X_v$  have the same mapping in  $\sigma_u$  and  $\sigma_w$ . Leaves that belong to  $A_u \setminus A_w$  or  $A_w \setminus A_u$  are only mapped by  $\sigma_u$  or  $\sigma_w$  respectively. Note that, at this point,  $(T_v, r_v, \sigma_v)$  is a partitioning tree of  $A_v$ .

**Updating the labels:** Let  $(T_v^r, r_v^r, \sigma_v^r)$  be  $(T_v, r_v, \sigma_v)$  restricted to  $X_v$ . Let  $t_v$  be a vertex of  $T_v^r$  and  $\mathcal{T}_{t_v}$  be the partition of  $X_v$  defined by  $t_v$ . Let  $t_u$  and  $t_w$  be the vertices of  $T_u^r$  and  $T_w^r$ , respectively, used to create  $t_v$ . Then,  $\ell_v(t_v) \leftarrow H_\Phi(\ell_u(t_u), \ell_w(t_w), \mathcal{T}_{t_v})$ . Let  $e_v$  be an edge of  $T_v^r$  and  $\mathcal{T}_{e_v}$  the partition of  $X_v$  defined by  $e_v$ . Let  $e_u$  and  $e_w$  be its correspondent edges in  $T_u^r$  and  $T_w^r$  respectively. Then,  $\ell_v(e_v) \leftarrow H_\Phi(\ell_u(e_u), \ell_w(e_w), \mathcal{T}_{e_v})$ . For all other vertex (or edge)  $t$  of  $T_v$ :  $\ell_v(t) \leftarrow \ell_u(t)$  if  $t$  is a vertex (or edge) of  $T_u$  or  $\ell_v(t) \leftarrow \ell_w(t)$  if  $t$  is a vertex (or edge) of  $T_w$ .

**Updating**  $\text{FSPT}_{k,q}(v)$ : If  $((T_v, r_v, \sigma_v), \ell_v)$  is  $q$ -branched, for every internal vertex  $t \in V(T_v)$  we have  $\ell_v(t) \leq k$  and for every edge  $e \in E(T_v)$  we have  $\ell_v(e) \leq k$  then  $\text{FSPT}_{k,q}(v) \leftarrow \text{FSPT}_{k,q}(v) \cup \{((T_v, r_v, \sigma_v), \ell_v)\}$ , otherwise  $\text{FSPT}_{k,q}(v)$  remains unchanged.

**Lemma 14.** *Let  $(D, \mathcal{X})$  be a nice decomposition of a set  $A$  compatible with the monotone partition function  $\Phi$  and let  $v$  be a join node of  $D$  with a child  $u$  and a child  $w$ . The procedure Join Node computes a full set of  $q$ -branched partitioning trees of  $\Phi$ -width not bigger than  $k$  from the sets  $\text{FSPT}_{k,q}(u)$  and  $\text{FSPT}_{k,q}(w)$  for the node  $v$ .*

*Proof.* Using the same scheme for the correctness of procedure Introduce Node, we first prove that all elements of  $\text{FSPT}_{k,q}(v)$  described by the procedure Join Node are in fact labeled  $q$ -branched partitioning trees with width not bigger than  $k$  for  $A_v$ .

Let  $((T_u, r_u, \sigma_u), \ell_u) \in \text{FSPT}_{k,q}(u)$  and  $((T_w, r_w, \sigma_w), \ell_w) \in \text{FSPT}_{k,q}(w)$ , be such that  $(T_u, r_u, \sigma_u)$  restricted to  $X_u$  and  $(T_w, r_w, \sigma_w)$  restricted to  $X_w$  satisfy the Join Node restrictions. In other words, let  $(T_u^r, r_u^r, \sigma_u^r)$  and  $(T_w^r, r_w^r, \sigma_w^r)$  be  $(T_u, r_u, \sigma_u)$  and  $(T_w, r_w, \sigma_w)$  restricted to  $X_v$  respectively. Then,  $T_u^r$  and  $T_w^r$  are isomorphic and  $\sigma_u^r = \sigma_w^r$ .

The step “Identifying  $T_u$  and  $T_w$ ” can be applied on  $((T_u, r_u, \sigma_u), \ell_u)$  and  $((T_w, r_w, \sigma_w), \ell_w)$ . Since  $A_v = A_u \cup A_w$ ,  $X_v = X_u = X_w$  and  $(A_u \setminus X_u) \cap (A_w \setminus X_w) = \emptyset$ , we have that  $(T_v, r_v, \sigma_v)$  obtained through step “Identifying  $T_u$  and  $T_w$ ” is a partitioning tree of  $A_v$ .

For any internal vertex (or edge) of  $T_v$  let  $\mathcal{A}_t$  be the partition of  $A_v$  that it defines. It remains to show that  $(T_v, r_v, \sigma_v)$  is  $q$ -branched, has  $\Phi$ -width not bigger than  $k$  and that after the execution of the procedure Join Node all labels are correct. In other words, for all internal vertices (or edges)  $t$  of  $T_v$ , we prove that  $\ell_v(t) = \Phi_{A_v}(\mathcal{A}_t)$ .

In the step “update of  $\text{FSPT}_{k,q}(v)$ ”,  $((T_v, r_v, \sigma_v), \ell_v)$  is only added to  $\text{FSPT}_{k,q}(v)$  if it is  $q$ -branched. Lastly, we have that  $\Phi$  is compatible with the nice decomposition  $(D, \mathcal{X})$ . Moreover, let  $\mathcal{A}_t$ , for any internal vertex (or edge)  $t$  of  $T_v$  be the partition of  $A_v$  defined by  $t$ . Then, from the fact that  $((T_u, r_u, \sigma_u), \ell_u)$  and  $((T_w, r_w, \sigma_w), \ell_w)$  are labeled partitioning trees,  $\ell_u(t_u) = \Phi_{A_u}(\mathcal{A}_{t_u} \cap A_u)$  for any internal vertex (or edge)  $t_u$  of  $T_u$  and  $\ell_w(t_w) = \Phi_{A_w}(\mathcal{A}_{t_w} \cap A_w)$  for any internal vertex (or edge)  $t_w$  of  $T_w$ . Therefore, from the description of the Join Node procedure for every internal node (or any edge) of  $T_v$ :

$$\ell_v(t) = H_\Phi(\ell_u(t), \ell_w(t), \mathcal{T}_t) = H_\Phi(\Phi_{A_u}(\mathcal{A}_t \cap A_u), \Phi_{A_w}(\mathcal{A}_t \cap A_w), \mathcal{A}_t \cap X_v) = \Phi_{A_v}(\mathcal{A}_t)$$

Hence, at step “update of  $\text{FSPT}_{k,q}(v)$ ”,  $((T_v, r_v, \sigma_v), \ell_v)$  is a labeled partitioning tree of  $A_v$ . Therefore, the step “update of  $\text{FSPT}_{k,q}(v)$ ” guarantees that  $((T_v, r_v, \sigma_v), \ell_v)$  is only added to  $\text{FSPT}_{k,q}(v)$  if it is a labeled  $q$ -branched partitioning tree with  $\Phi$ -width not bigger than  $k$  for  $A_v$ .

We now show that any labeled  $q$ -branched partitioning tree with width not bigger than  $k$  for  $A_v$  is in  $\text{FSPT}_{k,q}(v)$ . Let  $((T'_v, r'_v, \sigma'_v), \ell_v)$  be any  $q$ -branched partitioning tree with width not bigger than  $k$  for  $A_v$ .

Let  $(T_u, r_u, \sigma_u)$  be  $(T'_v, r'_v, \sigma'_v)$  restricted to  $A_u$  and  $(T_w, r_w, \sigma_w)$  be  $(T'_v, r'_v, \sigma'_v)$  restricted to  $A_w$ . The partitioning trees  $(T_u, r_u, \sigma_u)$  and  $(T_w, r_w, \sigma_w)$  are, by definition of restriction,  $q$ -branched and their  $\Phi$ -width is not bigger than  $k$ , thus  $((T_u, r_u, \sigma_u), \ell_u) \in \text{FSPT}_{k,q}(u)$  and  $((T_w, r_w, \sigma_w), \ell_w) \in \text{FSPT}_{k,q}(w)$ .

Let  $(T_u^r, r_u^r, \sigma_u^r)$  and  $(T_w^r, r_w^r, \sigma_w^r)$  be  $(T_u, r_u, \sigma_u)$  and  $(T_w, r_w, \sigma_w)$  restricted to  $X_v$  respectively. Since  $X_u = X_w = X_v$  we have that  $(T_u^r, r_u^r, \sigma_u^r)$  and  $(T_w^r, r_w^r, \sigma_w^r)$  are such that  $T_u^r$  and  $T_w^r$  are isomorphic and  $\sigma_u^r = \sigma_w^r$ . Therefore, the Join Node procedure is applied to  $(T_u, r_u, \sigma_u)$  and  $(T_w, r_w, \sigma_w)$ .

Therefore, let  $((T_v, r_v, \sigma_v), \ell_v)$  be the labeled  $q$ -branched partitioning tree obtained from  $((T_u, r_u, \sigma_u), \ell_u)$  and  $((T_w, r_w, \sigma_w), \ell_w)$  with the Join Node procedure. Clearly, from the ‘‘Identifying  $T_u$  and  $T_w$ ’’ step,  $T_v = T_u^r$  and  $\sigma_v = \sigma_u^r$ . Since the procedure Join Node chooses an arbitrary internal vertex as the root of the partitioning tree, there is an execution of this step where  $r_v$  is chosen as the root of  $T_v$ . Therefore,  $((T_v^r, r_v^r, \sigma_v^r), \ell_v^r) = ((T_v, r_v, \sigma_v), \ell_v)$ .  $\square$

#### 4.7 Remarks on Width Measures

Given a graph  $G = (V, E)$  and a nice decomposition  $(D, \mathcal{X})$  of  $E$  or  $V$ . Then, with  $\text{FSPT}_{k,q}(r)$  where  $r$  is the root of  $(D, \mathcal{X})$ , it is possible to answer if the (tree, path, branch, linear, cut, carving) width of  $G$  is less or equal than  $k$ . For that, we iterate among all  $((T, r, \sigma), \ell) \in \text{FSPT}_{k,q}(r)$  and search for one that obeys the ‘‘structural’’ restrictions given by the desired width, for example, partitioning trees for the branch width are such that every internal vertex has degree three, hence it is necessary to search  $\text{FSPT}_{k,q}(r)$  for a labeled partitioning tree that respects such restriction. In the case that there are no labeled partitioning trees with the ‘‘structural’’ restrictions given, then the desired width of  $G$  is bigger than  $k$ , otherwise we found a partitioning tree that proves that the desired width of  $G$  is not bigger than  $k$ .

The following sections of the paper address the fact that the number of elements of  $\text{FSPT}_{k,q}(v)$  is possibly infinite. In Section 5 we show how to store  $\text{FSPT}_{k,q}(v)$  in an efficient manner, by only storing ‘‘compressed’’ representatives for each ‘‘class’’ of partitioning tree. Lastly, in Section 6, we show how to manipulate these compressed representatives in order to design an algorithm for this problem. This manipulation is a direct extension of the procedures Start Node, Introduce Node, Join Node and Forget Node when applied to ‘‘compressed’’ representatives of  $\text{FSPT}_{k,q}(v)$ .

### 5 Good Representatives of Partitioning Trees

In this section we outline the ideas used in order to improve the space necessary to store the  $q$ -branched partitioning trees of a node in the nice decomposition of  $A$ . In other words, in this section, we reuse a method for ‘‘compressing’’ path decompositions and tree decomposition in [BK96] this time applied to  $q$ -branched partitioning trees and partitioning functions. A ‘‘compression’’ of the set  $\text{FSPT}_{k,q}(v)$  for a node  $v$  of the nice decomposition of  $A$  is such that the size of this compression is bounded by  $q$ , the  $\Phi$ -width and the width of the nice decomposition of  $A$ . Hence, it does not depend on the size of  $A$ . Intuitively, this is achieved by keeping only ‘‘good’’ representatives, a.k.a. characteristics, for each  $q$ -branched partitioning tree with  $\Phi$ -width at most  $k$  of  $A$ .

## 5.1 Labeled Paths

Let  $\Phi$  be a monotone partition function. As stated in Section 4.1, any partitioning tree  $(T, \sigma)$  can be viewed as a labeled graph, where any  $v \in V(T)$  is labeled with  $\Phi(\mathcal{T}_v)$  and any  $e \in E(T)$  is labeled with  $\Phi(\mathcal{T}_e)$ . Because  $\Phi$  is monotone, the label of an edge is not bigger than the label of its endpoints. In this section, we detail operations over labeled paths, that will serve as the basis of manipulating partitioning trees in the forthcoming sections.

A *labeled path*  $P$  is a path  $(v_0, v_1, \dots, v_n)$  where any vertex  $v_i$  is labeled with an integer  $\ell(v_i)$ , and any edge  $e_i = \{v_{i-1}, v_i\}$  with an integer  $\ell(e_i)$  such that the label of any edge is less or equal to the label of any of its endpoints.

A vertex  $v_i \in V(P)$  or an edge  $\{v_i, v_{i+1}\}$  is smaller than  $v_j \in V(P)$  if  $i < j$ . Similarly  $v_i$  (resp.,  $\{v_i, v_{i+1}\}$ ) is smaller than  $\{v_j, v_{j+1}\}$  if  $i < j$ . We define  $\max(P)$  as the maximum integer labeling an edge or a vertex of  $P$ . Similarly, we define  $\min(P)$ .

Let  $e = \{u, v\}$  be an edge in which we do a subdivision, let  $e_1 = \{u, x\}$  and  $e_2 = \{x, v\}$  be the edges in the resulting path and  $x$  be the vertex created, then  $\ell(e_1) = \ell(e_2) = \ell(x) = \ell(e)$ , i.e. edges and the vertex resulting from the subdivision are labeled with  $\ell(e)$ . An *extension* of a labeled path  $P$  is any path obtained by subdividing some edges of  $P$  an arbitrary number of times. Let  $P^*$  be an extension of  $P$ . The *originator* of an edge  $e^* \in E(P^*)$  is the edge  $e \in E(P)$  such that  $e^*$  is obtained in  $P^*$  by the subdivision of  $e$ . Similarly, the *originator* of a vertex  $v^* \in E(P^*)$  is the correspondent vertex of  $P$ , if  $v^*$  is not the result of a subdivision, or is the edge  $e \in E(P)$  that was subdivided to create  $v^*$ .

For any function  $F : \mathbb{N} \rightarrow \mathbb{N}$ , let  $F(P)$  denote the path  $(v_0, v_1, \dots, v_n)$  where any label  $\ell$  has been replaced by  $F(\ell)$ . If  $P = (v_1, \dots, v_n)$  and  $Q = (w_1, \dots, w_m)$  are two labeled paths with a common end,  $v_n = w_1$ , and vertex disjoint otherwise, their *concatenation*  $P \odot Q$  is the labeled path  $(v_1, \dots, v_n = w_1, w_2, \dots, w_m)$ .

### 5.1.1 Contraction of a labeled path

In this section, we define an operation on labeled paths that will be widely used in the next sections. This operation is used to compress the size of a  $q$ -branched partitioning tree. For this purpose, we revisit the notion of *typical sequence* of a sequence of integers [BK96]. Roughly, the goal of the following operation is to contract some edges and vertices of  $P$  that are not “necessary” to remember the variations of the sequence  $(\ell(v_0), \ell(e_1), \ell(v_1), \dots, \ell(e_n), \ell(v_n))$ .

First, let us recall the definition of the typical sequence of a sequence of integers [BK96]. Let  $S = (s_i)_{i \leq 2n-1}$  be a sequence of integers. Its typical sequence  $\tau(S)$  is obtained by iterating the following operations while it is possible: (1) if there is  $i < |S|$  such that  $s_i = s_{i+1}$ , remove  $s_{i+1}$  from  $S$ , and (2) if there are  $i < j-1 < |S|$ , and either, for any  $i \leq k \leq j$ ,  $s_i \leq s_k \leq s_j$ , or, for any  $i \leq k \leq j$ ,  $s_i \geq s_k \geq s_j$ , remove  $s_k$  from  $S$  for any  $i < k < j$ . Note that the order in which the operations are executed is not relevant, therefore  $\tau(S)$  is uniquely defined.

The *contraction*  $\text{Contr}(P)$  is the path obtained from  $P = (v_0, \dots, v_n)$  with same ends by contracting some edges and vertices with the following operations until no more vertices or edges can be removed from the path, let  $e_i = \{v_{i-1}, v_i\}$ :

**Operation 1:** There exists  $0 < i \leq k \leq n$  such that  $\forall_{i \leq j \leq k} \ell(e_i) \leq \ell(e_j) \leq$

$\ell(v_k)$  and  $\forall_{i \leq j \leq k} \ell(e_i) \leq \ell(v_j) \leq \ell(v_k)$ , then  $P$  becomes  $(v_0, \dots, v_{i-1}, v_k, \dots, v_n)$  and  $\ell(\{v_{i-1}, v_k\}) = \ell(e_i)$ .

**Operation 2:** There exists  $0 \leq i < k \leq n$  such that  $\forall_{i < j \leq k} \ell(v_i) \geq \ell(e_j) \geq \ell(e_k)$  and  $\forall_{i \leq j < k} \ell(v_i) \geq \ell(v_j) \geq \ell(e_k)$ , then  $P$  becomes  $(v_0, \dots, v_i, v_k, \dots, v_n)$  and  $\ell(\{v_i, v_k\}) = \ell(e_k)$ .

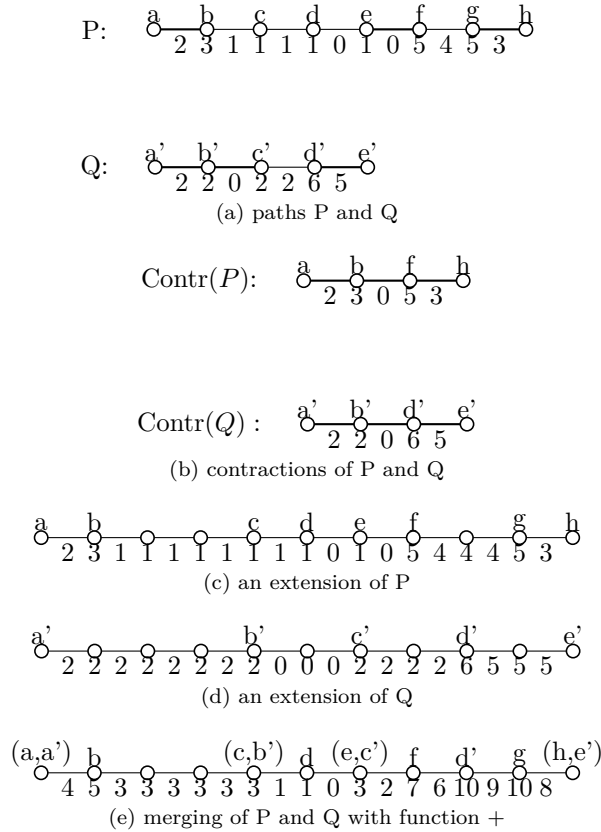


Figure 2: Labeled paths: contraction, extension and merging. The labels of first and last vertex are omitted, since they do not change with any operation.

It is important to note that any  $v \in V(\text{Contr}(P))$  (resp.  $e \in E(\text{Contr}(P))$ ) represents a unique  $v^* \in V(P)$  (resp.  $e^* \in E(P)$ ), i.e. the vertex (resp. edge) in  $V(P)$  (resp.  $E(P)$ ) that originated  $v$  (resp.  $e$ ) during the contraction operation. By this definition, if  $x$  represents  $x^*$  then  $\ell(x) = \ell(x^*)$ .

Figure 2 represents two labeled paths  $P$  and  $Q$ . The vertices of  $\text{Contr}(P)$  and  $\text{Contr}(Q)$  are named as the vertices they represent in  $P$  and  $Q$ . We also illustrate an extension  $P^*$  of  $P$  and an extension  $Q^*$  of  $Q$ .

In the following, let  $e'_i$  be the edge  $\{v'_{i-1}, v'_i\}$ . The crucial property of  $\text{Contr}(P) = (v_0 = v'_0, v'_1, \dots, v'_{p-1}, v'_p = v_n)$  is that the sequence  $S' = (\ell(e'_1), \ell(v'_1), \dots, \ell(e'_{p-1}), \ell(v'_{p-1}), \ell(e'_p))$  is “almost” the typical sequence  $\tau(S)$  of  $S = (\ell(e_1), \ell(v_1), \dots, \ell(e_n))$ . More precisely,

- if  $\ell(e'_1) \neq \ell(v'_1)$  and  $\ell(e'_p) \neq \ell(v'_{p-1})$ , then  $S' = \tau(S)$ ;

- if  $\ell(e'_1) = \ell(v'_1)$  and  $\ell(e'_p) \neq \ell(v'_{p-1})$ , then  $S' = \ell(e'_1) \cdot \tau(S)$ ;
- if  $\ell(e'_1) \neq \ell(v'_1)$  and  $\ell(e'_p) = \ell(v'_{p-1})$ , then  $S' = \tau(S) \cdot \ell(e'_p)$ ;
- if  $\ell(e'_1) = \ell(v'_1)$  and  $\ell(e'_p) = \ell(v'_{p-1})$ , then  $S' = \ell(e'_1) \cdot \tau(S) \cdot \ell(e'_p)$ .

**Lemma 15.** *Let  $P$  be a labeled path.*

1.  $\min(\text{Contr}(P)) = \min(P)$  and  $\max(\text{Contr}(P)) = \max(P)$ .
2. *Given a labeled path  $P$  with  $\max(P) \leq k$ , then the number of edges, or size, of  $\text{Contr}(P)$  is at most  $2k + 3$ .*

*Proof.* Assume that  $P = (v_1, v_2, \dots, v_n)$ . We recall that the labels of the edges are not bigger than the labels of their endpoints. Note that, the contraction operations do not change the labels of vertices or edges of  $P$ , they simply remove some vertices or edges of  $P$ . Hence,  $\min(\text{Contr}(P)) \geq \min(P)$  and  $\max(\text{Contr}(P)) \leq \max(P)$ .

Assume that there exists  $P'$  such that  $P'$  is obtained after one contraction operation is applied to  $P$  and that  $\max(P') < \max(P)$ . W.l.o.g. assume that the contraction operation was applied between edge  $e_i = \{v_{i-1}, v_i\}$  and the vertex  $v_j$ ,  $j > i$ . In other words,  $P' = (v_1, \dots, v_{i-1}, v_j, \dots, v_n)$ . Since,  $\max(P') < \max(P)$  we must have removed a vertex with a big label, That is, there is  $v_l \in V(P)$ ,  $i \leq l \leq j$ , such that  $\ell(v_l) > \ell(v_j)$ . Therefore, by definition of a contraction operation, we are not allowed to do a contraction operation between  $e_i$  and  $v_j$ . Hence,  $\min(P) = \min(P')$ .

Assume that there exists  $P'$  such that  $P'$  is obtained after one contraction operation is applied to  $P$  and that  $\min(P') > \min(P)$ . W.l.o.g. assume that the contraction operation was applied between edge  $e_i = \{v_{i-1}, v_i\}$  and the vertex  $v_j$ ,  $j > i$ . In other words,  $P' = (v_1, \dots, v_{i-1}, v_j, \dots, v_n)$ . Since,  $\min(P') < \min(P)$  we must have removed an edge with small label, That is, there is  $e_l \in E(P)$ ,  $i + 1 \leq l \leq j$ , such that  $\ell(e_l) < \ell(e_i)$ . Therefore, by definition of a contraction operation, we are not allowed to do a contraction operation between  $e_i$  and  $v_j$ . Hence,  $\min(P) = \min(P')$ .

Let  $P = (v_0, v_1, \dots, v_n)$ ,  $e_i = \{v_{i-1}, v_i\}$  and  $S = (\ell(e_1), \ell(v_1), \ell(e_2), \ell(v_2), \dots, \ell(v_n))$ . We have that the number of edges plus the number of vertices of  $\text{Contr}(P) = (v'_0, v'_1, \dots, v'_p)$  is at most the size of  $\tau(S)$  plus two, since it is possible that  $\ell(e'_1) = \ell(v'_1)$  and  $\ell(e'_p) = \ell(v'_{p-1})$ , where  $e'_i = \{v'_{i-1}, v'_i\}$ .

Therefore, we have that the number of edges in  $\text{Contr}(P)$  is not bigger than  $2k+3$ , since the number of elements in  $\tau(S)$  is not bigger than  $2k+1$  [Bod96].  $\square$

**Lemma 16.** *Let  $P$  and  $Q$  be two labeled paths. Let  $P^*$  be any extension of  $P$ .*

1.  $\text{Contr}(P^*) = \text{Contr}(P) = \text{Contr}(\text{Contr}(P))$ .
2. *Let  $F : \mathbb{N} \rightarrow \mathbb{N}$  be any strictly increasing function.  $F(\text{Contr}(P)) = \text{Contr}(F(P))$ .*
3.  $\text{Contr}(P \odot Q) = \text{Contr}(\text{Contr}(P) \odot \text{Contr}(Q))$ .

*Proof.* 1. From the definition of “Contr” we have  $\text{Contr}(P) = \text{Contr}(\text{Contr}(P))$ .

Let  $P'$  be obtained from  $P$  by subdividing one edge  $e = \{u, v\}$  a  $k$  times resulting in  $e_1 = \{u, t_1\}$ ,  $e_2 = \{t_1, t_2\}$ ,  $e_3 = \{t_2, t_3\}$ ,  $\dots$ ,  $e_k = \{t_{k-1}, t_k\}$  and  $e_{k+1} = \{t_k, v\}$ . Then, for each  $1 \leq i \leq k$ , the labels of  $e_i$  and  $t_i$  are given by  $\ell(e)$  and  $\ell(e_{k+1}) = \ell(e)$ , i.e.  $P'$  is the extension of  $P$  where  $e$  is subdivided  $k$  times. Then, a contraction operation can be applied between  $e_1$  and  $v$ ,  $\ell(e_1) \leq \ell(t_1) = \ell(e_2) = \ell(t_2) = \dots = \ell(t_k) = \ell(e_{k+1}) \leq \ell(v)$ . The result of this contraction on path  $P'$  is  $P$ .

Then, by induction on the number of edges of  $P$  that were subdivided. Clearly, the result holds if zero edges are subdivided. Let  $P^*$  be an extension of  $P$  that subdivides at most  $i \geq 0$  different edges. The above reasoning shows that it is possible to contract edges and vertices that are created through a subdivision of a single edge, i.e., if  $e = \{u, v\}$  is subdivided a finite amount of times, then it is possible to apply a contraction operation on the edge created by the subdivision that has  $u$  as endpoint and  $v$ . Let  $P'$  be obtained from  $P^*$  by applying a contraction operation between  $v$  and  $e_1$ . By induction hypothesis,  $\text{Contr}(P') = \text{Contr}(P)$ , since  $\text{Contr}(P^*) = \text{Contr}(P')$  we got the result. That is,  $\text{Contr}(P^*) = \text{Contr}(P)$ .

2. In what follows we abuse the notation of a path to include the set of edges of  $P$ , i.e. a path  $P = (v'_1, \dots, v'_r)$  becomes the path  $P = (v_1, e_2, v_3, e_4, \dots, e_{r-1}, v_{2r-1})$  where  $v_{2i-1} = v'_i$  and  $e_i = \{v_{i-1}, v_{i+1}\}$ .

Let  $P$  be equal to  $(v_1, e_2, v_3, \dots, v_i)$  and  $P^f$  be the labeled path obtained through  $P$  by applying  $F$ , that is,  $F(P)$ . We show that  $F(\text{Contr}(P)) = \text{Contr}(F(P))$  by showing that a contraction operation can be performed in  $P$  if and only if it can be performed in  $F(P)$ .

W.l.o.g. assume that it is possible to do a contraction operation between the edge  $e_i$  and vertex  $v_j$ ,  $j > i$ , in  $P$ . Hence, for all  $e_k$  and  $v_k$ ,  $i < k < j$  we have that  $\ell(e_i) \leq \ell(e_k) \leq \ell(v_j)$  and  $\ell(e_i) \leq \ell(v_k) \leq \ell(v_j)$ . Since,  $F$  is strictly increasing, we have that for all  $e_k$  and  $v_k$ ,  $i < k < j$ ,  $F(\ell(e_i)) \leq F(\ell(e_k)) \leq F(\ell(v_j))$  and  $F(\ell(e_i)) \leq F(\ell(v_k)) \leq F(\ell(v_j))$ . Therefore, in  $F(P)$  it is possible to apply a contraction operation between  $e_i$  and  $v_j$ .

Similarly, assume that it is possible to do a contraction operation between the edge  $e_i$  and vertex  $v_j$ ,  $j > i$ , in  $F(P)$ . Hence, for all  $e_k$  and  $v_k$ ,  $i < k < j$  we have that  $F(\ell(e_i)) \leq F(\ell(e_k)) \leq F(\ell(v_j))$  and  $F(\ell(e_i)) \leq F(\ell(v_k)) \leq F(\ell(v_j))$ . Since,  $F$  is strictly increasing, we have that for all  $e_k$  and  $v_k$ ,  $i < k < j$ ,  $\ell(e_i) \leq \ell(e_k) \leq \ell(v_j)$  and  $\ell(e_i) \leq \ell(v_k) \leq \ell(v_j)$ . Therefore, in  $P$  it is possible to apply a contraction operation between  $e_i$  and  $v_j$ .

Hence, the paths  $\text{Contr}(P) = \{v_1^c, \dots, v_n^c\}$  and  $\text{Contr}(F(P)) = \{v_1^f, \dots, v_n^f\}$  are composed of the same sequence of vertices and edges. That is, for all  $1 \leq i \leq n$  we have that  $v_i^c$  and  $v_i^f$  represent the same vertex in  $P$ . Therefore,  $F(\text{Contr}(P)) = \text{Contr}(F(P))$ .

3. Comes directly from the fact that the order of contractions does not change the path obtained by applying “Contr” to a path.  $\square$

Let  $P = (v_0, \dots, v_n)$ , a simple property of  $\text{Contr}(P)$  is that: if  $v_j$  is a vertex with a representative in  $\text{Contr}(P)$  we have that  $\text{Contr}(P) = \text{Contr}((v_0, \dots, v_j) \odot \text{Contr}((v_j, \dots, v_n)))$ .

A scheme of Lemma17 can be found in Figure 3.

**Lemma 17.** *Let  $P = (v_0, \dots, v_n)$  be a labeled path and  $\text{Contr}(P) = (v_0^c, \dots, v_p^c)$ . Let  $i \leq p$ . Let  $P^c = (v_0^c, \dots, v_{i-1}^c, x, v_i^c, \dots, v_p^c)$  be the extension of  $\text{Contr}(P)$  obtained by subdividing once the edge  $e_i^c = \{v_{i-1}^c, v_i^c\} \in \text{Contr}(P)$ . Let  $e_i^* = \{v_{j-1}, v_j\}$  be an edge of  $P$  represented by  $e_i^c$ , and  $P' = (v_0, \dots, v_{j-1}, y, v_j, \dots, v_n)$  be the extension of  $P$  obtained by subdividing once  $e_i^*$ . Let  $P_1^c = (v_0^c, \dots, x)$ ,  $P_2^c = (x, \dots, v_p^c)$ ,  $P_1 = (v_0, \dots, y)$  and  $P_2 = (y, \dots, v_n)$ . Then,  $\text{Contr}(P_1) = \text{Contr}(P_1^c)$  and  $\text{Contr}(P_2) = \text{Contr}(P_2^c)$ .*

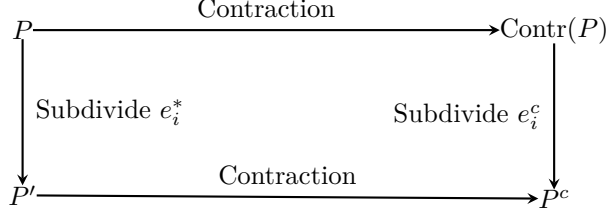


Figure 3: Scheme of Lemma 17.

*Proof.* Let  $v_a$  be the vertex of  $P_1$  represented by  $v_{i-1}^c$  in  $\text{Contr}(P)$  and  $v_b$  the vertex of  $P_2$  represented by  $v_i^c$  in  $\text{Contr}(P)$ . Therefore, from the definition of “Contr”,  $\text{Contr}((v_0, \dots, v_a)) = \text{Contr}((v_0^c, \dots, v_{i-1}^c))$  and  $\text{Contr}((v_b, \dots, v_n)) = \text{Contr}((v_i^c, \dots, v_n^c))$ .

Since  $\ell(\{v_{j-1}, y\}) = \ell(\{y, v_j\}) = \ell(\{v_{i-1}^c, x\}) = \ell(\{x, v_i^c\}) = \ell(\{v_{i-1}^c, v_i^c\}) = \ell(\{v_{j-1}, v_j\})$ , we have that any contraction operation applied between  $v_a$  and  $\{v_{j-1}, v_j\}$  or between  $\{v_{j-1}, v_j\}$  and  $v_b$  in  $P$  can also be applied in  $P'$  between  $v_a$  and  $\{v_{j-1}, y\}$  or, in the second case, between  $\{y, v_j\}$  and  $v_b$ .

Therefore,  $\text{Contr}((v_a, \dots, y)) = \text{Contr}((v_{i-1}^c, x))$  and  $\text{Contr}((y, \dots, v_b)) = \text{Contr}((x, v_i^c))$ . Then, from item 3 of Lemma 16 we have:

$$\begin{aligned} \text{Contr}(P_1) &= \text{Contr}(\text{Contr}((v_0, \dots, v_a)) \odot \text{Contr}((v_a, \dots, y))) \\ &= \text{Contr}(\text{Contr}((v_0^c, \dots, v_{i-1}^c)) \odot \text{Contr}((v_{i-1}^c, x))) \\ &= \text{Contr}(P_1^c) \end{aligned}$$

The proof for  $\text{Contr}(P_2) = \text{Contr}(P_2^c)$  is similar and thus omitted.  $\square$

### 5.1.2 Merging of labeled paths

Now, we present an operation that merges two labeled paths  $P$  and  $Q$  with common ends and vertex-disjoint otherwise. This operation is used to aid in the computation of the full set of a join node in the algorithm. The assumption that the paths have common ends is a reflection of how this operation is used by the algorithm of Section 6, but it is not intrinsically necessary.

A *merging*  $M = (m_1, \dots, m_k)$  of two labeled paths  $P = (p_1, \dots, p_n)$  and  $Q = (q_1, \dots, q_m)$  under a function  $F : \mathbb{N} \times \mathbb{N} \rightarrow \mathbb{N}$  is a path obtained by constructing extensions  $P^e = (p_1^e, \dots, p_k^e)$  and  $Q^e = (q_1^e, \dots, q_k^e)$  of  $P$  and  $Q$  such that  $P^e$  and  $Q^e$  have the same length,  $k \leq \min(n, m)$ . Then set  $\ell(\{m_{i-1}, m_i\}) = F(\ell(\{p_{i-1}^e, p_i^e\}), \ell(\{q_{i-1}^e, q_i^e\}))$ , for all  $2 \leq i \leq k$ , and  $\ell(m_i) = F(\ell(p_i^e), \ell(q_i^e))$ , for all  $1 \leq i \leq k$ . Note that, the maximum size of the merging,  $k \leq \min(n, m)$ , is big enough to merge each edge on one path to each edge on the other path.

Figure 2 represents a merging of  $P$  and  $Q$  using the function  $F : (x, y) \rightarrow x + y$ . When merging  $P$  and  $Q$ , we assume they have same ends, i.e.  $p_1 = q_1$  and  $p_n = q_m$ .

Let  $P$  and  $Q$  be two labeled paths and  $M = (m_1, \dots, m_k)$  be a merging of  $P$  and  $Q$  under a function  $F$ . Let  $P^e = (p_1^e, \dots, p_k^e)$  and  $Q^e = (q_1^e, \dots, q_k^e)$  be the extensions of  $P$  and  $Q$  used to create  $M$ .

We say that a vertex  $m_i \in V(M)$  matches  $p_i^e \in V(P^e)$  and  $q_i^e \in V(Q^e)$ . Similarly, we say that an edge  $\{m_i, m_{i+1}\} \in E(M)$  matches  $\{p_i^e, p_{i+1}^e\} \in E(P^e)$

and  $\{q_i^e, q_{i+1}^e\} \in E(Q^e)$ .

Let  $m$  be a vertex or edge of  $M$  such that  $m$  matches  $p^e$  and  $q^e$  in  $P^e$  and  $Q^e$  respectively, then  $\text{Orig}(m)$  is the pair  $(p, q)$  such that  $p \in V(P) \cup E(P)$  is the originator, the vertex or edge of  $P$  that originated  $p^e$ , of  $p^e$  and  $q \in V(Q) \cup E(Q)$  is the originator of  $q^e$ .

We now list some simple but useful properties of ‘‘Orig’’:

- if  $e$  is an edge of  $M$ , then  $\text{Orig}(e) = (p, q)$  is such that  $p \in E(P)$  and  $q \in E(Q)$ ;
- if  $v$  is a vertex of  $M$  and  $\text{Orig}(v) = (p, q)$  is such that  $p \in E(P)$  and  $q \in E(Q)$  then, let  $e$  be any edge of  $M$  with  $v$  as extremity,  $\text{Orig}(e) = (p, q)$ . That is, if  $v$  is obtained by merging two vertices that were obtained from the subdivision of an edge, then the edges incident to  $v$  are also originated from the same edges;
- for every vertex  $p \in V(P)$  (resp.  $q \in V(Q)$ ) there is only one  $v \in V(M)$  such that  $\text{Orig}(v) = (p, x)$  (resp.  $\text{Orig}(v) = (x, q)$ ), where  $x$  is either a vertex or edge of  $Q$  (resp.  $P$ ). That is, since vertices of  $P$  and  $Q$  cannot be subdivided, they can only originate one vertex in  $M$ ;
- if  $M = (m_1, \dots, m_k)$ , then  $\text{Orig}(m_1) = (p_1, q_1)$  and  $\text{Orig}(m_k) = (p_n, q_m)$  where  $p_1$  and  $p_n$  are the extremities of  $P$  and  $q_1$  and  $q_m$  the extremities of  $Q$ .

Let  $P$  and  $Q$  be two labeled paths and  $M$  a merging of  $P$  and  $Q$  under a function  $F$ . Let  $P^c$  (resp.  $Q^c$ ) be path obtained from  $P$  (resp.  $Q$ ) after some, possibly zero, contraction operations are applied to  $P$  (resp.  $Q$ ). Let  $M^c = (m_1^c, \dots, m_k^c)$  be a merging of  $P^c$  and  $Q^c$  under the same function  $F$ .

Roughly, we say that a merging  $M$  of  $P$  and  $Q$  *respects* a merging  $M^c$  of  $P^c$  and  $Q^c$  if the vertices and edges in  $M^c$  are obtained by matching ‘‘correspondent’’ vertices or edges in  $P$  and  $Q$ . Figure 4 shows an example of paths  $P$ ,  $Q$ ,  $P^c$ ,  $Q^c$ , a merging  $M^c$  of  $P^c$  and  $Q^c$  and a merging  $M$  of  $P$  and  $Q$  that respects  $M^c$ .

For any vertex or edge  $m^c$  of  $M^c$ , if  $\text{Orig}(m^c) = (p^c, q^c)$ , then let  $p^c \in V(P^c) \cup E(P^c)$  and  $q^c \in V(Q^c) \cup E(Q^c)$  be the representatives of  $p \in V(P) \cup E(P)$  and  $q \in V(Q) \cup E(Q)$  respectively. Formally, we say that  $M$  *respects*  $M^c$  if the two following conditions are met:

- for all vertices  $m \in V(M)$  with  $\text{Orig}(m) = (p, q)$  such that  $p$  has a representative  $p^c$  in  $P^c$ , we have that there is a vertex  $m^c \in V(M^c)$  such that  $\text{Orig}(m^c) = (p^c, q^c)$ , where  $q^c$  is any vertex or edge of  $Q^c$ ;
- for all vertices  $m \in V(M)$  with  $\text{Orig}(m) = (p, q)$  such that  $q$  has a representative  $q^c$  in  $Q^c$ , we have that there is a vertex  $m^c \in V(M^c)$  such that  $\text{Orig}(m^c) = (p^c, q^c)$ , where  $p^c$  is any vertex or edge of  $P^c$ ;
- for all vertices  $m \in V(M)$  with  $\text{Orig}(m) = (p, q)$  such that  $p$  has a representative  $p^c$  in  $P^c$  and  $q$  has a representative  $q^c$  in  $Q^c$ , we have that there is a vertex  $m^c \in V(M^c)$  such that  $\text{Orig}(m^c) = (p^c, q^c)$ ;
- for all edges  $e \in E(M)$  with  $\text{Orig}(e) = (p, q)$  such that  $p$  has a representative  $p^c$  in  $P^c$ , we have that there is an edge  $e^c \in E(M^c)$  such that  $\text{Orig}(e^c) = (p^c, q^c)$ , where  $q^c$  is any vertex or edge of  $Q^c$ ;

- for all edges  $e \in E(M)$  with  $\text{Orig}(e) = (p, q)$  such that  $q$  has a representative  $q^c$  in  $Q^c$ , we have that there is an edge  $e^c \in V(M^c)$  such that  $\text{Orig}(e^c) = (p^c, q^c)$ , where  $p^c$  is any vertex or edge of  $P^c$ ;
- for all edges  $e \in E(M)$  with  $\text{Orig}(e) = (p, q)$  such that  $p$  has a representative  $p^c$  in  $P^c$  and  $q$  has a representative  $q^c$  in  $Q^c$ , we have that there is an edge  $e^c \in V(M^c)$  such that  $\text{Orig}(e^c) = (p^c, q^c)$ .

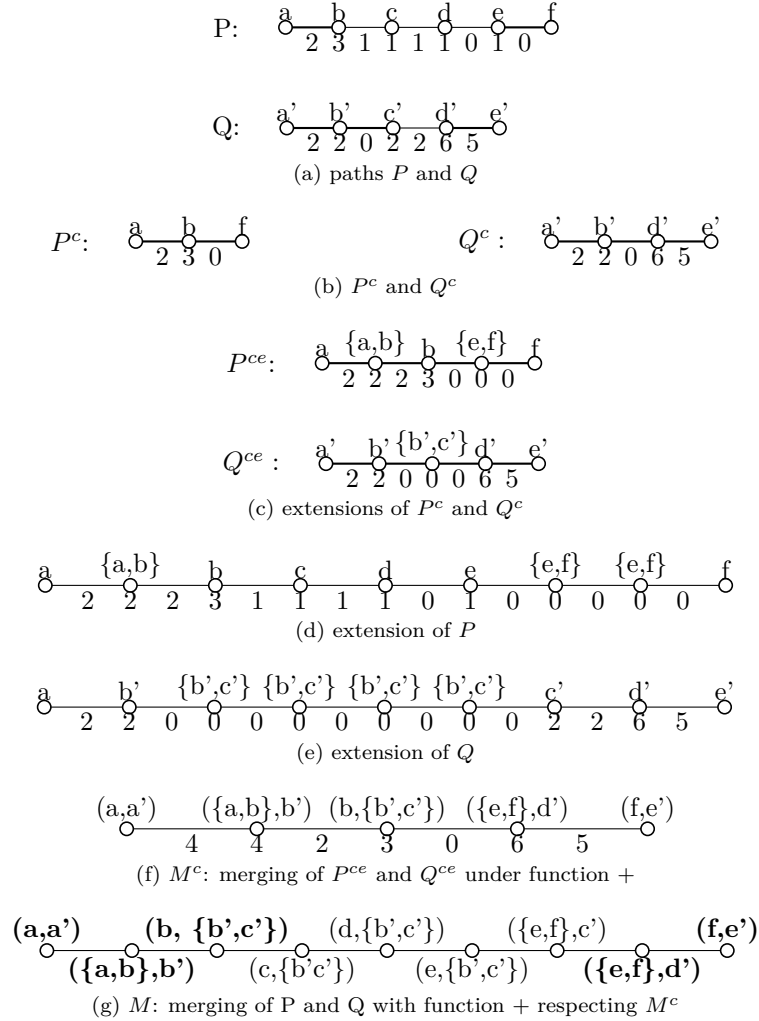


Figure 4: A representation of a merging of  $P$  and  $Q$  that respects the merging of its contractions. Only originators of vertices are shown to avoid overloading the figure. Note that, for each originator of a vertex of  $M^c$  there is a vertex of  $M$  that has the same originator. Moreover, these originators appear in the same order in both paths  $M^c$  and  $M$ .

**Lemma 18.** *Let  $F : \mathbb{N} \times \mathbb{N} \rightarrow \mathbb{N}$  strictly increasing in both coordinates. Let  $P$  and  $Q$  be labeled paths. Let  $K_p$  and  $K_q$  be subsets of vertices of  $P$  and  $Q$*

respectively. Let  $P^c$  be obtained from  $P$  by applying some contraction operations, but without contracting any vertex in  $K_p$ . Similarly, let  $Q^c$  be obtained from  $Q$  by applying some contraction operations, but without contracting any vertex in  $K_q$ .

Let  $M^c$  be a merging of  $P^c$  and  $Q^c$  under  $F$  and  $M$  be a merging of  $P$  and  $Q$  under  $F$  that respects  $M^c$ .

Let  $r$  be the biggest integer such that  $M^c = M_1^c \odot \dots \odot M_r^c$ , where, for all  $i < r$ , the common end between  $M_i^c$  and  $M_{i+1}^c$  is a vertex  $v_i^c \in V(M^c)$  such that  $\text{Orig}(v_i^c) = (p_i^c, q_i^c)$  where either the vertex represented by  $p_i^c$  is in  $K_p$  or the vertex represented by  $q_i^c$  is in  $K_q$ .

Let  $M = M_1 \odot \dots \odot M_r$ , where, for all  $i < r$ , the common end between  $M_i$  and  $M_{i+1}$  is a vertex  $v_i \in V(M)$  such that  $\text{Orig}(v_i) = (p_i, q_i)$  where either  $p_i \in K_p$  or  $q_i \in K_q$ .

Then, for all  $1 \leq i \leq r$  we have  $\text{Contr}(M_i) = \text{Contr}(M_i^c)$ .

*Proof.* In order to prove that  $\text{Contr}(M_i) = \text{Contr}(M_i^c)$  for all  $1 \leq i \leq r$ , we prove that we can obtain  $M_i^c$  from  $M_i$  with some contraction operations.

More precisely, let  $M_i = (m_1, \dots, m_h)$  and  $M_i^c = (m_1^c, \dots, m_{h'}^c)$ . Consider a vertex  $m^c \in V(M_i^c)$  and an edge  $e^c \in E(M_i^c)$  such that  $m^c$  is an extremity of  $e^c$ . Let  $\text{Orig}(m^c) = (p^c, q^c)$  and let  $\text{Orig}(e^c) = (p'^c, q'^c)$ . Since  $M$  respects  $M^c$ , there is  $m \in V(M_i)$  such that  $\text{Orig}(m) = (p, q)$  with  $p$  and  $q$  being represented by  $p^c$  and  $q^c$  respectively and there is  $e \in E(M_i)$  such that  $\text{Orig}(e) = (p', q')$  with  $p'$  and  $q'$  being represented by  $p'^c$  and  $q'^c$  respectively. Choose  $m$  and  $e$  such that the amount of internal vertices on the subpath of  $M$  from  $m$  to the extremity of  $e$  that is closest to  $m$  is the biggest. That is, if  $e$  “appears” after  $m$  in the path  $M$ , then  $m$  is the first vertex of  $M$  such that  $\text{Orig}(m) = (p, q)$  and  $e$  is the last edge of  $M$  such that  $\text{Orig}(e) = (p', q')$ .

We show that, in  $M_i$ , if  $m$  is not an extremity of  $e$ , then it is possible to do a contraction operation between  $m$  and  $e$ . In what follows assume that  $m$  is not an extremity of  $e$  in  $M$ .

Since  $p^c$  and  $p'^c$  are the originators of  $m^c$  and  $e^c$  respectively, either they are the same, meaning that  $m^c$  and  $e^c$  are originated from the subdivision of an edge of  $P^c$ , or they are different, meaning that  $m^c$  originated from a vertex (or edge) of  $P^c$  and  $e^c$  originated from an edge (or vertex) of  $P^c$ . In the case that  $p^c$  and  $p'^c$  are different, since  $m^c$  is an extremity of  $e^c$  in  $M^c$ , it means that either  $p^c$  is a vertex that is an extremity of  $p'^c$  in  $P^c$  or that  $p^c$  is an edge with  $p'^c$  as extremity in  $P^c$ . Hence, if  $p^c \neq p'^c$ , then, since  $p^c$  represents  $p$  and  $p'^c$  represents  $p'$ , it is possible to contract all vertices and edges between  $p$  and  $p'$  in  $P$ .

With a similar reasoning we have that, if  $q^c \neq q'^c$ , then it is possible to contract all vertices and edges between  $q$  and  $q'$  in  $Q$ .

There are four cases to consider:  $p^c \neq p'^c$  and  $q^c \neq q'^c$ ;  $p^c = p'^c$  and  $q^c \neq q'^c$ ;  $p^c \neq p'^c$  and  $q^c = q'^c$ ;  $p^c = p'^c$  and  $q^c = q'^c$ .

1.  $p^c \neq p'^c$  and  $q^c \neq q'^c$ : then, in  $P$  (resp. in  $Q$ ), it is possible to contract all vertices between  $p$  and  $p'$  (resp.  $q$  and  $q'$ ). Then, from the fact that  $H$  is strictly increasing in both coordinates, it is possible to contract all vertices between  $m$  and  $e$  in  $M$ .

Formally, w.l.o.g. assume that  $p^c \neq p'^c$  be such that  $\ell(p^c) \geq \ell(p'^c)$  and that  $q^c \neq q'^c$  be such that  $\ell(q^c) \geq \ell(q'^c)$ . Then, in  $P$ , all vertices or edges  $x^p$

between  $p$  and  $p'$  are such that  $\ell(p') \leq \ell(x^p) \leq \ell(p)$  and, in  $Q$ , all vertices or edge  $x^q$  between  $q$  and  $q'$  are such that  $\ell(q') \leq \ell(x^q) \leq \ell(q)$ . Therefore, since  $H$  is strictly increasing in both coordinates,  $H(\ell(p'), \ell(q')) \leq H(\ell(x^p), \ell(x^q)) \leq H(\ell(p), \ell(q))$  for all vertices or edges  $x^p$  and  $x^q$  that are between  $p$  and  $p'$  in  $P$  and between  $q$  and  $q'$  in  $Q$  respectively. Hence, in  $M$ , it is possible to contract all vertices between  $m$  and  $e$ .

2.  $p^c = p'^c$  and  $q^c \neq q'^c$ : then, in  $Q$ , it is possible to contract all vertices between  $q$  and  $q'$ . Since  $p^c = p'^c$ , it means that  $p = p'$ , therefore the vertex  $m$ , the edge  $e$  and all vertices or edge in between  $m$  and  $e$  are obtained from a subdivision of the same edge  $p$  in  $P$ . Then, from the fact that  $H$  is strictly increasing in both coordinates and the fact the first coordinate of  $H$  is the same when applying to all vertices and edges on the path between  $m$  and  $e$ , it is possible to contract all vertices between  $m$  and  $e$  in  $M$ .

Formally, w.l.o.g. assume that  $p^c = p'^c$  and that  $q^c \neq q'^c$  be such that  $\ell(q^c) \geq \ell(q'^c)$ . Then, in  $Q$ , all vertices or edge  $x^q$  between  $q$  and  $q'$  are such that  $\ell(q') \leq \ell(x^q) \leq \ell(q)$ . Therefore, since  $H$  is strictly increasing in both coordinates,  $H(\ell(p'), \ell(q')) \leq H(\ell(p'), \ell(x^q)) \leq H(\ell(p'), \ell(q))$  for all vertices or edges  $x^q$  that are between  $q$  and  $q'$  in  $Q$ . Hence, in  $M$ , it is possible to contract all vertices between  $m$  and  $e$ .

3.  $p^c \neq p'^c$  and  $q^c = q'^c$ : this case is similar to the case ( $p^c = p'^c$  and  $q^c \neq q'^c$ ) and thus omitted.
4.  $p^c = p'^c$  and  $q^c = q'^c$ : this means that  $m$ ,  $e$  and all vertices and edges of  $M$  between  $m$  and  $e$  where obtained from the subdivision of an edge  $p$  in  $P$  and an edge  $q$  in  $Q$ , hence they all have the same label which is given by  $H(\ell(p), \ell(q))$ . Therefore, it is possible to do a contraction operation between  $m$  and  $e$  in  $M$ .

Then, let  $M'_i$  be obtained from  $M_i$  by applying the above reasoning for each edge  $e^c \in E(M^c)$  and with both its extremities. The resulting path  $M'_i$  is  $M_i^c$ . Since  $\text{Contr}(M'_i) = \text{Contr}(M_i^c)$  and  $\text{Contr}(M_i) = \text{Contr}(M'_i)$ , we have the result.  $\square$

## 5.2 Characteristics - Good Representatives

In this section we introduce the notion of “characteristic” of a partitioning tree. The idea behind a characteristic is that, in order to compute a partitioning tree for a node  $v$  in the nice decomposition  $(D, \mathcal{X})$ , the “only” important information is given by elements of  $X_v$  and the “structure” of the partitioning tree. Hence, it is possible to “forget” elements of  $A_v \setminus X_v$  from the partitioning trees for  $v$ .

### 5.2.1 Restriction of a partitioning tree

Let  $(T', r', \sigma')$  be partitioning tree of a set  $A$  and  $\Phi_A$  a monotone partition function over  $A$ . We assume that  $T'$  is not restricted to an edge, and  $r'$  is not a leaf of  $T'$  to avoid unnecessary simple cases. Therefore, the corpse  $\text{cp}(T')$  ( $T'$  without its leaves) can be rooted in  $r'$ . Let  $B \subseteq A$ , the *restriction*  $\text{Char}((T', r', \sigma'), B)$  of  $(T', r', \sigma')$  to  $B$  is composed of the following structures:

- a rooted partitioning tree  $(T, r, \sigma)$  of  $B$ ;

- an integer  $dist$  used to remember the number of branching nodes between  $r'$  and  $r$ ;
- a subset  $K$  of vertices of  $T$  used to remember the set of branching nodes and parents of leaves; and
- labeling functions:
  - $\ell : V(\text{cp}(T)) \cup E(T) \rightarrow \mathbb{N}$  used to remember the width of the partitioning tree;
  - $out : V(\text{cp}(T)) \rightarrow \mathbb{N}$  used to remember the number of branching nodes that were “forgotten”;
  - $branch : V(\text{cp}(T)) \rightarrow \{0, 1\}$  used to remember if the node in question is a branching node;
  - $father : V(\text{cp}(T)) \rightarrow \{0, 1\}$  used to remember if the node in question is not yet a branching node, but can become one if another child is added to it.

$\text{Char}((T', r', \sigma'), B)$  is computed as follows.

- 1.** Let  $T$  be the smallest subtree spanning the leaves of  $T'$  that map elements of  $B$ . Let  $r$  be the vertex of  $T$  that is closest to  $r'$  in  $T'$ . From now on,  $T$  is rooted in  $r$ . For any leaf  $f$  of  $T$ , let  $\sigma(f) = \sigma'(f)$ .
- 2.** Let  $dist$  be the number of branching nodes on the path between  $r'$  and  $r$  in  $\text{cp}(T') \setminus r$ . If  $r \neq r'$ , then  $dist = 0$ .
- 3.** Let  $K$  be the set of vertices of  $T$  that are either a leaf of  $T$ , or the parent of a leaf of  $T$ , or a branching node of  $\text{cp}(T')$  in  $V(T)$  (rooted in  $r'$ ), or a branching node of  $(T, r)$ . The last condition seems redundant, but is necessary in case the root of the tree changes, that is, in the case that  $r' \neq r$ .
- 4.** For any vertex  $v$  of  $V(\text{cp}(T))$ ,  $branch(v) = 1$  if  $v$  is a branching node of  $\text{cp}(T')$ , and  $branch(v) = 0$  otherwise.

For all  $v \in V(T)$ , let  $P_v$  be the set of paths between  $v$  and a leaf in  $T' \setminus T$  all internal vertices of which are different from  $r$  and in  $T' \setminus T$ .

Let  $out(v)$  be the maximum number of branching nodes that are internal to a path in  $P_v$ .

Let  $father(v) = 1$  if  $v$  has a child that is not a leaf in  $T'$ , otherwise let  $father(v) = 0$ .

- 5.** Any internal vertex  $v \in V(T)$  (resp., any edge  $e \in E(T)$ ):  $\ell(v) = \Phi_A(\mathcal{T}_v)$  (resp.,  $\ell(e) = \Phi_A(\mathcal{T}_e)$ ). Where  $\mathcal{T}_v$  ( $\mathcal{T}_e$ ) denotes the partition of  $A$  defined by  $v$  ( $e$ ) in  $T'$ .

- 6.** Then, in  $T$ , for any two vertices  $v, w$  in  $K$  such that no internal vertices of the path  $P$  between  $v$  and  $w$  are in  $K$ , replace  $P$  by  $\text{Contr}(P)$ .

*Remark 2.* If  $q = \infty$ , we don't need to take the variables  $dist$ ,  $out$ ,  $branch$  and  $father$  into account. More precisely, the items 2, and 4 of the procedure  $\text{Char}$  can be removed and  $K$  is the set of vertices of  $T$  that are either a leaf of  $T$ , the parent of a leaf of  $T$ , or a branching node of  $(T, r)$ .

We denote by  $C = \text{Char}((T, r, \sigma), B)$  the restriction of  $(T, r, \sigma)$  to  $B$ . Figure 5 illustrates the process  $\text{Char}$  when applied to a labeled partitioning tree of a set  $A$ .

The key point for the understanding of the relationship between the partitioning tree  $(T', r', \sigma')$  of  $A$  and its restriction  $((T, r, \sigma), \ell, K, dist, out, branch, father)$

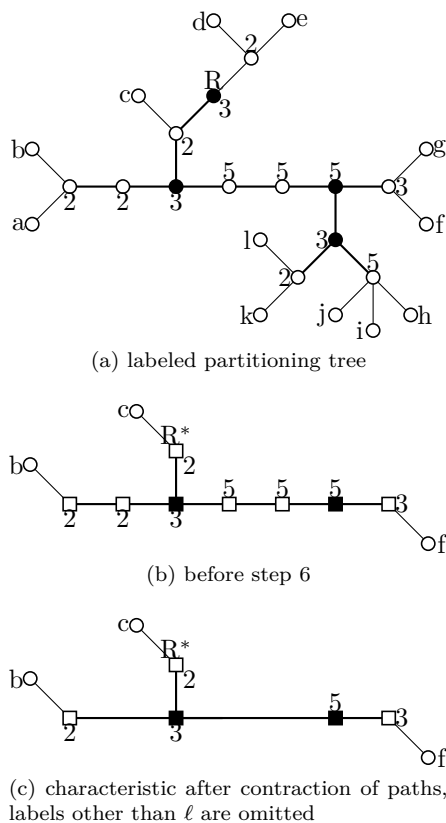


Figure 5: Partitioning tree  $(T, R, \sigma)$  of  $\{a, b, \dots, l\}$  and an execution of  $\text{Char}((T, R, \sigma), B)$  where  $B = \{b, c, f\}$ . Black nodes represent the branching nodes of  $T$ .

to  $B$  is based on the following. Any vertex of  $K$  represents a specific vertex of  $T'$  that is either a leaf of  $T'$  that maps an element of  $B$ , or the parent of such a leaf in  $T'$ , or a branching node of  $\text{cp}(T')$  or a vertex of  $T'$  that defines a partition of  $B$  with at least three parts. Any path  $P$  between two vertices  $v, w$  in  $K$  such that no internal vertices of  $P$  between  $v$  and  $w$  are in  $K$ , represents a path  $P(v, w)$  in  $T'$  the internal vertices of which have degree two in  $T'$ . Moreover, by definition of the operation  $P = \text{Contr}(P(v, w))$ , any vertex (resp., edge) of  $P$  represents a specific vertex (resp., edge) of  $T'$ . Beside, by Lemma 15, the maximum (minimum) label over the vertices and edges of  $T$  is the maximum (minimum) label over the vertices and edges of  $T'$ . In particular, if  $(T', r', \sigma')$  has  $\Phi$ -width at most  $k$ , then  $\ell(v) \leq k$  and  $\ell(e) \leq k$  for any  $v \in V(T)$  and  $e \in E(T)$ .

Let the *br-height* of  $v$ , denoted by  $\text{brheight}_T(v)$ , in  $\text{cp}(T)$  be the maximum number of branching nodes in a path from  $v$  to a leaf of the subtree of  $\text{cp}(T')$  rooted in  $v$ , i.e.  $v$  union the component of  $T' \setminus v$  that does not contain  $r'$ . That is,  $\text{brheight}_T(v) = 0$  if  $v$  is a leaf of  $T$ , otherwise  $\text{brheight}_T(v) = \max\{\text{out}(v), \max_{u \text{ child of } v} \{\text{brheight}(u)\}\} + \text{branch}(v)$ . Lemma 19 shows that if a partitioning tree is  $q$ -branched then the *brheight* of the root of the restriction

of this partitioning tree is not bigger than  $q$ .

**Lemma 19.** *If  $(T', r', \sigma')$  is a  $q$ -branched partitioning tree for  $A$ , then  $\text{Char}((T', r', \sigma'), B) = ((T, r, \sigma), \ell, K, \text{dist}, \text{out}, \text{branch}, \text{father})$  is such that  $\text{brheight}_T(r) + \text{dist} \leq q$*

*Proof.* Let  $T''$  be the subtree of  $T'$  obtained by taking the union of all paths  $P$  in  $T'$  such that one extremity of  $P$  is  $r'$  and  $P$  passes through  $r$ . Clearly  $T$  (before Step 6) is a subtree of  $T''$ . Moreover, let  $r'' = r'$  and  $\sigma''$  be the restriction of  $\sigma'$  over the leaves of  $T''$ .

Then, the labels  $\text{dist}$ ,  $\text{out}$  and  $\text{branch}$  are sufficient to remember if  $(T'', r'', \sigma'')$  is  $q$ -branched. By the definition of  $\text{br-height}$ ,  $(T'', r'', \sigma'')$  is  $q$ -branched if and only if the  $\text{br-height}$  of  $r''$  is at most  $q$ .

If  $v$  is a leaf of  $T$ , it is a leaf of  $T''$ , then  $\text{brheight}_T(v) = 0$ . Otherwise, the  $\text{br-height}$  of  $v \in V(T)$  is given by  $\max\{\text{out}(v), \text{height}\} + \text{branch}(v)$ , where  $\text{height}$  is the maximum of the  $\text{br-height}$  among the children of  $v$ .

In particular, if  $(T'', r'', \sigma'')$  is  $q$  branched,  $\text{out}(v) \leq q$  for any  $v \in K$ . Finally, the  $\text{brheight}_T(r'') = \text{brheight}_T(r) + \text{dist} \leq q$ , since  $(T'', r'', \sigma'')$  is  $q$  branched.  $\square$

### 5.2.2 Characteristic of $A$ restricted to $B$

Let  $((T, r, \sigma), \ell, K, \text{dist}, \text{out}, \text{branch}, \text{father})$  be such that  $(T, r, \sigma)$  is a rooted partitioning tree of  $B \subseteq A$ ,  $\ell : V(\text{cp}(T)) \cup E(T) \rightarrow \mathbb{N}$ ,  $K \subseteq V(T)$  that contains at least all leaves, parents of leaves, the root and vertices with degree at least three of  $T$ ,  $\text{dist} \in \mathbb{N}$ ,  $\text{out} : V(\text{cp}(T)) \rightarrow \mathbb{N}$ ,  $\text{branch} : V(\text{cp}(T)) \rightarrow \{0, 1\}$ ,  $\text{father} : V(\text{cp}(T)) \rightarrow \{0, 1\}$  and for any  $v, w \in K$  such that no internal vertices of the path  $P$  between  $v$  and  $w$  are in  $K$ ,  $P = \text{Contr}(Q)$  (i.e.  $P$  results from some contraction).

**Definition 19.**  $((T, r, \sigma), \ell, K, \text{dist}, \text{out}, \text{branch}, \text{father})$  is a *characteristic of  $A$  restricted to  $B$*  if it exists a partitioning tree  $(T', r', \sigma')$  of  $A$ , such that  $((T, r, \sigma), \ell, K, \text{dist}, \text{out}, \text{branch}, \text{father}) = \text{Char}((T', r', \sigma'), B)$ .  $((T, r, \sigma), \ell, K, \text{dist}, \text{out}, \text{branch}, \text{father})$  is a  $(k, q)$ -*characteristic of  $A$  restricted to  $B$*  if, moreover,  $\ell : V(\text{cp}(T)) \cup E(T) \rightarrow [0, k]$ , and  $\text{dist} + \text{brheight}_T(r) \leq q$ .

**Lemma 20.** *If it exists a  $q$ -branched partitioning tree  $(T', r', \sigma')$  of  $A$  with  $\Phi$ -width at most  $k$ , such that  $C = \text{Char}((T', r', \sigma'), B)$ , then  $C = ((T, r, \sigma), \ell, K, \text{dist}, \text{out}, \text{branch}, \text{father})$  is a  $(k, q)$ -characteristic of  $A$  restricted to  $B$*

*Proof.* This is a direct consequence of Definition 19 and Lemma 19.  $\square$

**Definition 20.** The size of a  $(k, q)$ -characteristic of  $A$  restricted to  $B$ ,  $((T, r, \sigma), \ell, K, \text{dist}, \text{out}, \text{branch}, \text{father})$ , is given by the expression  $|V(T)| + |K|$ .

**Lemma 21.** *If  $q < \infty$ , then the number of  $(k, q)$ -characteristic of  $A$  restricted to  $B$ , with  $|B| = b$ , is bounded by a function  $f(k, q, b) = O((60kqb)^{45kqb})$ , otherwise the number of  $(k, \infty)$ -characteristic of  $A$  restricted to  $B$  is bounded by a function  $f(k, b) = O((15kb)^{45kb})$ .*

*Moreover, if  $q < \infty$ , then the size of a  $(k, q)$ -characteristic of  $A$  restricted to  $B$  is bounded by a function  $f'(k, q, b) = O(kqb)$ , otherwise the size of a  $(k, \infty)$ -characteristic of  $A$  restricted to  $B$  is bounded by a function  $f'(k, b) = O(kb)$ .*

*Proof.* Let  $((T, r, \sigma), \ell, K, \text{dist}, \text{out}, \text{branch}, \text{father})$  be a  $(k, q)$ -characteristic of  $A$  restricted to  $B$ .  $T$  is a tree with  $b$  leaves.

If  $q < \infty$ , i.e.,  $q$  is bounded.

Since  $(T, r\sigma)$  is  $q$ -branched, for each leaf there are at most  $q$  branching nodes between  $r$  and this leaf. Therefore,  $|K| \leq bq + 2b + 1$ .

Any path between two vertices in  $K$  (that does not contain any other vertex in  $K$ ) has at most  $2k + 2$  internal vertices (Lemma 15). Hence, among all these paths there are at most  $(bq + 2b)(2k + 2)$  vertices.

Let  $n = (bq + 2b)(2k + 3) + 1 \leq 15kqb$ . The number of vertices in  $T$  is obtained by taking all vertices in  $K$  and all vertices that lies on a path between two vertices of  $K$  (that does not contain any other vertex in  $K$ ). Thus,  $|V(T)| \leq n$ .

We can bound the maximum number of non-isomorph trees on  $n$  vertices by  $n^{n-2}$  [Cay89]. Let  $T(n) = \sum_{i=1}^n n^{n-2}$ . The value  $T(n)$  is the number of different trees that can be the “base” of the characteristic. There are at most  $n$  vertices that can be the root of the tree and at most  $b!$  (factorial) ways of mapping leaves of  $T$  to elements of  $B$ . Moreover, for each of these trees we can assign values for all the other variables, i.e.,  $\text{branch}$ ,  $\text{out}$ ,  $\text{dist}$ ,  $\text{father}$ ,  $\ell$ .

We have that  $\text{dist} \leq q$  and for any vertex  $v \in V(\text{cp}(T))$  and edge  $e \in E(T)$ ,  $\ell(v) \leq k$ ,  $\ell(e) \leq k$ ,  $\text{branch}(v) \leq 1$ ,  $\text{out}(v) \leq q$  and  $\text{father}(v) \leq 1$ .

Then, the number of different characteristics is bounded by:

$$T(n)n(b!)q2^n q^n 2^n k^{2n-1} = 4^n q^{n+1} k^{2n-1} (b!)nT(n).$$

Hence, the number of  $(k, q)$ -characteristic of  $A$  restricted to  $B$  is given by the function

$$f(k, q, |B|) = 4^n q^{n+1} k^{2n-1} (b!)nT(n).$$

Since  $n = O(15kqb)$ ,  $q^{n+1} = O(q^{2n})$ ,  $b! = O(b^{2n})$  and  $T(n) = O(n^n)$  with a coarse analysis we have that  $f(k, q, b) = O((60kqb)^{45kqb})$ .

To measure the size of one  $(k, q)$ -characteristic of  $A$  restricted to  $B$ , we can use the function  $f'(k, q, b) \leq 2n$ , since  $|K| \leq n$ .

If  $q = \infty$ , then  $|K| \leq 3b$ . Let  $n' = 3b(2k + 3) < 15kb$  and  $T'(n') = \sum_{i=1}^{n'} n'^{n'-2}$ . Using the same reasoning as for the proof of the case  $q < \infty$ , we have that the number of  $(k, \infty)$ -characteristic of  $A$  restricted to  $B$  is given by a function:

$$f(k, b) = k^{2n'-1} (b!)T'(n').$$

Since  $b! = O(b^b) = O(b^{kb})$ ,  $n' < 15kb$  and  $T'(n') = O(n'^{n'})$  with a coarse analysis we have that  $f(k, b) = O((15kb)^{45kb})$

To measure the size of one  $(k, q)$ -characteristic of  $A$  restricted to  $B$ , we can use the function  $f'(k, b) \leq n' + 3b$ , since  $|K| \leq 3b$ .  $\square$

**Definition 21.** A set  $F$  of  $(k, q)$ -characteristics of  $A$  restricted to  $B$  is *full* if for all  $q$ -branched partitioning tree  $(T, r, \sigma)$  of  $A$  with  $\Phi$ -width at most  $k$ , then  $\text{Char}((T, r, \sigma), B) \in F$ .

## 6 Algorithm Using Characteristic

This section is devoted to the presentation of Procedures used in the decision algorithm for the  $q$ -branched  $\Phi$ -width of a set  $A$ . Notations are those defined in Sections 2, 3 for Theorem 4.

Let  $(D, \mathcal{X})$  be a nice decomposition for  $A$  that is compatible with a monotone partition function  $\Phi$ , such that  $\max_{t \in V(D)} |X_t| \leq k'$ . Recall that for any  $v \in V(D)$ ,  $D_v$  denotes the subtree of  $D$  rooted in  $v$ , and  $A_v = \cup_{t \in V(D_v)} X_t$ .

This section presents procedures that compute a full set  $\text{FSC}_{k,q}(t)$  of  $(k, q)$ -characteristics of  $A_t$  restricted to  $X_t$ , for any  $t \in V(T)$ . The algorithm proceeds by dynamic programming from the leaves of  $D$  to its root.

Each procedure presented in this section takes as input a node  $v \in V(D)$  and, for each  $u$  that is a child of  $v$ , the sets  $\text{FSC}_{k,q}(u)$ . The output of each procedure is  $\text{FSC}_{k,q}(v)$ .

## 6.1 Procedure *StartNode*

If  $v$  is a leaf, i.e. a start node of  $D$ ,  $A_v = X_v$ , and  $|X_v| \leq k'$ .  $\text{FSC}_{k,q}(v)$  consists of all  $(k, q)$ -characteristics of  $X_v$ .

Procedure *StartNode* enumerates all  $(k, q)$ -characteristics of  $A_v$  restricted to  $X_v$ .

Trivially, the following statement holds:

**Lemma 22.** *Procedure StartNode computes a full set of  $(k, q)$ -characteristics of  $A_v$  restricted to  $X_v$ .*

Next lemma shows that the complexity of procedure *StartNode* does not depend on  $|A|$ .

**Theorem 23.** *Procedure StartNode has constant time complexity. That is, if  $q < \infty$  then procedure StartNode computes  $\text{FSC}_{k,q}(v)$  in time  $O((60kqk')^{46kqk'})$ , otherwise procedure StartNode computes  $\text{FSC}_{k,q}(v)$  in time  $O((15kk')^{46kqk'})$ .*

*Proof.* By Lemma 21,  $|\text{FSC}_{k,q}(v)|$  is bounded by the function  $f(k, q, k')$ , if  $q < \infty$ , or by the function  $f(k, k')$ , if  $q = \infty$ . Moreover, each element of  $\text{FSC}_{k,q}(v)$  has a size bounded by the function  $f'(k, q, k')$ , if  $q < \infty$ , or by the function  $f'(k, k')$ , if  $q = \infty$ .

Therefore, the amount of memory needed to store  $\text{FSC}_{k,q}(v)$  has size bounded by  $f(k, q, k') \cdot f'(k, q, k')$  in the case that  $q < \infty$  or  $f(k, k') \cdot f'(k, k')$  in the case that  $q = \infty$ .

Since  $f(k, q, k') = O((60kqk')^{45kqk'})$  and  $f'(k, q, k') = O(kqk')$  we have that the characteristics in  $\text{FSC}_{k,q}(v)$  can be enumerated in  $O((60kqk')^{46kqk'})$  in the case that  $q < \infty$ .

Since  $f(k, k') = O((15kk')^{45kqk'})$  and  $f'(k, k') = O(kk')$  we have that the characteristics in  $\text{FSC}_{k,q}(v)$  can be enumerated in  $O((15kk')^{46kqk'})$  in the case that  $q = \infty$ .  $\square$

## 6.2 Procedure *IntroduceNode*

Let  $v$  be an introduce node of  $D$ ,  $u$  its child, and  $\{a\} = X_v \setminus X_u$ . Let  $\text{FSC}_{k,q}(u)$  be a full set of  $(k, q)$ -characteristics of  $A_u$  restricted to  $X_u$ . For each characteristic  $C_u = ((T_u, r_u, \sigma_u), \ell_u, K_u, \text{dist}_u, \text{out}_u, \text{branch}_u, \text{father}_u) \in \text{FSC}_{k,q}(u)$ , Procedure *IntroduceNode* proceeds as follows, repeating the five steps below, for any possible execution of Step 1. Roughly, it tries all possible ways to insert  $a$  into  $C_u$  obtaining  $C_v$ .

1. *update of  $T_u$  into  $T_v$ :*

There are two ways of inserting  $a$  in  $C_u$ . Either choose an internal vertex  $v_{att}$  of  $V(T_u)$ , add a leaf  $v_{leaf}$  adjacent to  $v_{att}$  (*Case 1*), or choose an edge  $f = \{v_{top}, v_{bottom}\}$  (with  $v_{top}$  closer to the root  $r_u$  than  $v_{bottom}$ ), subdivide it into  $e_{top} = \{v_{top}, v_{att}\}$  and  $e_{bottom} = \{v_{att}, v_{bottom}\}$  and add a new leaf  $v_{leaf}$  adjacent to the new node  $v_{att}$  (*Case 2*). In both cases,  $\sigma_v$  keeps the same mapping as  $\sigma_u$  for leaves that are not  $v_{leaf}$ . We set  $\sigma_v(v_{leaf}) = a$ . Note that, now,  $T_v$  is a partitioning tree of  $X_v$ .

2. *update of labels of new vertex(ices) and edge(s):*

In both cases of Step 1,  $e_{new} = \{v_{leaf}, v_{att}\}$  receives label  $\ell_v(e_{new}) \leftarrow \Phi_{A_v}(\{A_u, \{a\}\})$ .

In Case 2 of Step 1,  $v_{att}$  is a new vertex, then  $\ell_v(v_{att}) = \ell_v(e_{top}) = \ell_v(e_{bottom}) \leftarrow \ell_u(f)$ , and  $out_v(v_{att}) = branch_v(v_{att}) \leftarrow 0$ . If  $v_{bottom}$  is not a leaf of  $T_u$ , then  $father_v(v_{att}) \leftarrow 1$ . Otherwise,  $father_v(v_{att}) \leftarrow 0$ .

3. *update of labels of vertex(ices) and edge(s):*

For each  $e \in E(T_v)$ ,  $e \neq e_{new}$ , let  $\mathcal{T}_e$  be the partition of  $X_v$  defined by  $e$ .  $\ell_v(e) \leftarrow F_{\Phi}(\ell_u(e), \mathcal{T}_e, a)$ .

For each  $t \in V(cp(T_v))$ , let  $\mathcal{T}_t$  be the partition of  $X_v$  defined by  $t$ .  $\ell_v(t) \leftarrow F_{\Phi}(\ell_u(t), \mathcal{T}_t, a)$ .

$dist_v \leftarrow dist_u$  and, for all internal vertex  $x$  of  $T_v$ ,  $out_v(x) \leftarrow out_u(x)$ ,  $branch_v(x) \leftarrow branch_u(x)$  and  $father_v(x) \leftarrow father_u(x)$ .

In Case 2 of Step 1,  $father_v(v_{top}) \leftarrow 1$ .

4. *creation of a new branching node:*

In Case 1 of Step 1,  $K_v \leftarrow K_u \cup \{v_{att}, v_{leaf}\}$ .

In Case 2 of Step 1, if  $v_{bottom}$  is the only child of  $v_{top}$  in  $T_u$  and  $father_u(v_{top}) = 0$  (this implies that  $v_{top}$  belongs to  $K_u$  only because it is the parent of a single leaf), then  $K_v \leftarrow (K_u \cup \{v_{att}, v_{leaf}\}) \setminus \{v_{top}\}$ . Otherwise,  $K_v \leftarrow K_u \cup \{v_{att}, v_{leaf}\}$ .

In Case 2 of Step 1, if  $v_{bottom}$  is a leaf of  $T_u$  and  $father_u(v_{top}) = 1$ , then

$$branch_v(v_{top}) \leftarrow 1.$$

5. *contraction of paths:*

$\forall x, y \in K_v$  and path  $P$  between  $x$  and  $y$  such that no internal vertices of  $P$  are in  $K_v$ ,  $P \leftarrow \text{Contr}(P)$ .

6. *update of  $\text{FSC}_{k,q}(v)$ :*

$\text{brheight}_T(r_v)$  is computable thanks to  $out_v$  and  $branch_v$  as seen in Lemma 19. If  $dist_v + \text{brheight}_T(r_v) \leq q$  and  $\ell_v(t) \leq k$  for any internal vertex  $t \in V(T_v)$ , and  $\ell_v(e) \leq k$  for any edge  $e \in E(T_v)$ , then  $\text{FSC}_{k,q}(v) \leftarrow \text{FSC}_{k,q}(v) \cup \{C_v\}$ .

The rest of this section is dedicated to show that procedure *IntroduceNode* computes  $\text{FSC}_{k,q}(v)$  in constant time. We start by showing that the Procedure *IntroduceNode* computes a full set of  $(k, q)$ -characteristics of  $A_v$  restricted to  $X_v$ , then we analyse its complexity.

**Lemma 24.** *Procedure `IntroduceNode` computes a full set of  $(k, q)$ -characteristics of  $A_v$  restricted to  $X_v$ .*

Since  $\Phi$  is closed under taking subset,  $A_v$  admits a  $q$ -branched partitioning tree with  $\Phi$ -width at most  $k$  only if  $A_u$  does. Therefore, we can assume that  $\text{FSC}_{k,q}(u) \neq \emptyset$ , otherwise,  $A_v$  does not admit a  $q$ -branched partitioning tree with  $\Phi$ -width at most  $k$ , and  $\text{FSC}_{k,q}(v) = \emptyset$ . The proof of Lemma 24 is twofold. We first prove that the set  $\text{FSC}_{k,q}(v)$  returned by Procedure *IntroduceNode* is a set of characteristics of  $A_v$  restricted to  $X_v$  in Lemma 25, then we prove it is full in Lemma 26.

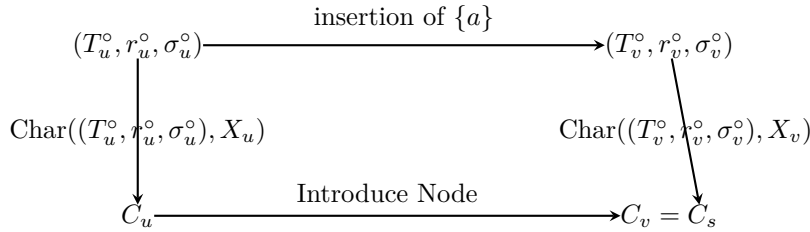


Figure 6: Scheme of proof of Lemma 24.

To prove that the set  $\text{FSC}_{k,q}(v)$  is a set of characteristics, we start from a partitioning tree  $(T_u^\circ, r_u^\circ, \sigma_u^\circ)$  of  $A_u$  and its corresponding characteristic  $C_u$ . The insertion of  $a$  into  $C_u$ , from the *IntroduceNode*, results in  $C_v$ . By inserting  $a$  into  $(T_u^\circ, r_u^\circ, \sigma_u^\circ)$  mimicking the insertion of  $a$  into  $C_u$  we obtain  $(T_v^\circ, r_v^\circ, \sigma_v^\circ)$ . Then, we show that  $C_v = \text{Char}((T_v^\circ, r_v^\circ, \sigma_v^\circ), X_v)$ . A scheme can be found in Figure 6.

**Lemma 25.** *For all  $C_v \in \text{FSC}_{k,q}(v)$ , we have that  $C_v$  is  $(k, q)$ -characteristic of  $A_v$  restricted to  $X_v$ .*

*Proof.* We introduce some notation in order to prove the lemma.

Let  $C_u = ((T_u, r_u, \sigma_u), \ell_u, K_u, \text{dist}_u, \text{out}_u, \text{branch}_u, \text{father}_u) \in \text{FSC}_{k,q}(u)$  be a characteristic used by procedure *IntroduceNode* to obtain  $C_v$ . That is,  $C_v = ((T_v, r_v, \sigma_v), \ell_v, K_v, \text{dist}_v, \text{out}_v, \text{branch}_v, \text{father}_v) \in \text{FSC}_{k,q}(v)$  is an element of  $\text{FSC}_{k,q}(v)$  constructed by applying the six steps of procedure *IntroduceNode* on  $C_u \in \text{FSC}_{k,q}(u)$ .

We assume that  $C_v$  is obtained from  $C_u$  with Case 2 of Step “update  $T_u$  into  $T_v$ ” of Procedure *IntroduceNode*. That is,  $C_v$  is obtained from  $C_u$  by adding  $v_{\text{leaf}}$  as a neighbor of  $v_{\text{att}}$ , where  $v_{\text{att}}$  result from the subdivision of  $f = \{v_{\text{top}}, v_{\text{bottom}}\} \in E(T_u)$ . Case 1 of Step 1 can be proved in a similar way, thus we omit the proof here.

By definition  $C_u \in \text{FSC}_{k,q}(u)$ , hence it is a characteristic of a partitioning tree  $(T_u^\circ, r_u^\circ, \sigma_u^\circ)$  of  $A_u$  restricted to  $X_u$ , i.e.  $C_u = \text{Char}((T_u^\circ, r_u^\circ, \sigma_u^\circ), X_u)$ . Since  $\text{FSC}_{k,q}(u)$  is a full set of  $(k, q)$ -characteristics, we have that  $(T_u^\circ, r_u^\circ, \sigma_u^\circ)$  is a  $q$ -branched partitioning tree for  $A_u$  with  $\Phi$ -width at most  $k$ .

Note that, by definition of  $\text{Char}((T_u^\circ, r_u^\circ, \sigma_u^\circ), X_u)$  and the “Contr” operation,  $f$  represents an edge  $f_u^\circ \in E(T_u^\circ)$ .

Let  $(T_v^\circ, r_v^\circ, \sigma_v^\circ)$  be obtained from  $(T_u^\circ, r_u^\circ, \sigma_u^\circ)$  by subdividing the edge  $f_u^\circ = \{v_{\text{top}}, v_{\text{bottom}}\}$  one time, creating a vertex  $v_{\text{att}}$ , and adding  $v_{\text{leaf}}$  as neighbor of  $v_{\text{att}}$ , make  $\sigma_v^\circ(v_{\text{leaf}}) = a$  and  $r_v^\circ = r_u^\circ$ . By definition,  $(T_v^\circ, r_v^\circ, \sigma_v^\circ)$  is a partitioning tree of  $A_v$ .

Let  $C_s = ((T_s, r_s, \sigma_s), \ell_s, K_s, \text{dist}_s, \text{out}_s, \text{branch}_s, \text{father}_s) = \text{Char}((T_v^\circ, r_v^\circ, \sigma_v^\circ), X_v)$ , i.e.  $C_s$  is the restriction of  $(T_v^\circ, r_v^\circ, \sigma_v^\circ)$  to  $X_v$ .

We need to show that  $C_v = C_s$ .

In order to prove that  $C_v = C_s$ , we need to introduce some notation.

For all  $t \in V(\text{cp}(T_v^\circ))$ , let  $\mathcal{A}_t^\circ$  be the partition of  $A_v$  defined by  $t$ . Similarly, for all  $e \in E(T_v^\circ)$ , let  $\mathcal{A}_e^\circ$  be the partition of  $A_v$  defined by  $e$ .

Let  $T'_v$  be the smallest subtree of  $T_v^\circ$  the leaves of which map all elements of  $X_v$ , and let  $r'_v$  be the vertex in  $T'_v$  that is closest to  $r_v^\circ$ . Similarly, let  $T'_u$  be the smallest subtree of  $T_u^\circ$  the leaves of which map all elements of  $X_u$ , and let  $r'_u$  be the vertex in  $T'_u$  that is closest to  $r_u^\circ$ . Note that,  $T'_u$  and  $T'_v$  are obtained in the first step of the procedure Char when applied to  $(T_u^\circ, r_u^\circ, \sigma_u^\circ)$  and  $(T_v^\circ, r_v^\circ, \sigma_v^\circ)$  respectively.

For the remainder of this section, assume that  $V(T_v^\circ) = \{1, \dots, n\}$ , where  $v_{\text{leaf}} = n$  and  $v_{\text{att}} = n-1$ . Then, from the definition of  $T_v^\circ$ ,  $V(T_u^\circ) = V(T_v^\circ) \setminus \{n-1, n\}$ . Moreover, from the Char procedure,  $V(T_s) \subseteq V(T_v^\circ)$  and  $V(T_u) \subseteq V(T_u^\circ)$  and, from the *IntroduceNode* procedure  $V(T_v) \subseteq V(T_u) \cup \{v_{\text{leaf}}, v_{\text{att}}\}$ .

**Claim 2.** *The sets  $K_v$  and  $K_s$  are the same, i.e.  $K_v = K_s$ .*

By step 3 of the procedure Char,  $K_s$  is the set of vertices that are leaves in  $(T'_v, r'_v)$ , parents of leaves, branching nodes of  $\text{cp}(T_v^\circ)$  in  $V(T'_v)$ , or branching nodes of  $(T'_v, r'_v)$ .  $T_v^\circ$  can be obtained from  $T_u^\circ$  by subdividing  $f_u^\circ$  and adding a new leaf  $v_{\text{leaf}}$  adjacent to the new vertex  $v_{\text{att}}$  and  $\sigma_v^\circ(v_{\text{leaf}}) = a$ , therefore  $T'_v$  is obtained from  $T'_u$  by subdividing  $f_u^\circ$  and adding a neighbor to the vertex created from the subdivision.

$K_s \setminus \{v_{\text{top}}\}$  is composed by vertices that are leaves in  $(T'_u, r'_u)$ , or parents of leaves, or branching nodes of  $\text{cp}(T_u^\circ)$  in  $V(T'_u)$ , or branching nodes of  $(T'_u, r'_u)$ , or  $v_{\text{att}}$ , or  $v_{\text{leaf}}$ . In other words,  $K_s \setminus \{v_{\text{top}}\} = (K_u \cup \{v_{\text{att}}, v_{\text{leaf}}\}) \setminus \{v_{\text{top}}\}$ .

There are 2 cases to consider: (1)  $v_{\text{bottom}}$  is the unique child of  $v_{\text{top}}$  in  $T_u$  and  $\text{father}_u(v_{\text{top}}) = 0$ ; or (2) otherwise.

**Case (1):**  $K_v = (K_u \cup \{v_{\text{att}}, v_{\text{leaf}}\}) \setminus \{v_{\text{top}}\}$ . Since  $v_{\text{bottom}}$  is the unique child of  $v_{\text{top}}$  in  $T_u$  and  $\text{father}_u(v_{\text{top}}) = 0$ ,  $v_{\text{top}}$  has only one child in  $T'_u$  and it is not a branching node of  $T_u^\circ$ . From the construction of  $T_v^\circ$ , the only child of  $v_{\text{top}}$  in  $T'_v$  is  $v_{\text{att}}$  which is not a leaf and  $v_{\text{top}}$  is not a branching node of  $T_v^\circ$ . Hence,  $v_{\text{top}} \notin K_s$ . Therefore,  $K_s \setminus \{v_{\text{top}}\} = K_s = K_v$ .

**Case (2):** either  $v_{\text{top}}$  has more than one child in  $T_u$  or  $\text{father}_u(v_{\text{top}}) = 1$ . Then,  $K_v = K_u \cup \{v_{\text{att}}, v_{\text{leaf}}\}$ , from step “creation of a new branching node” of *IntroduceNode*. There are some sub-cases to consider:

- If  $v_{\text{top}}$  has more than one child in  $T_u$ , then  $v_{\text{top}}$  is a branching node of  $(T'_u, r'_u)$ , hence  $v_{\text{top}} \in K_u$ . From the construction of  $T'_v$ ,  $v_{\text{top}}$  is a branching node of  $(T'_v, r'_v)$ , therefore  $v_{\text{top}} \in K_s$ . Then, since  $v_{\text{top}} \in K_u$  and  $K_s \setminus \{v_{\text{top}}\} = (K_u \cup \{v_{\text{att}}, v_{\text{leaf}}\}) \setminus \{v_{\text{top}}\}$  we have that  $K_s = K_u \cup \{v_{\text{att}}, v_{\text{leaf}}\} = K_v$ .
- If  $\text{father}_u(v_{\text{top}}) = 1$  and  $v_{\text{bottom}}$  is a leaf of  $T_u$ , then  $v_{\text{top}}^\circ \in V(T_u^\circ)$  is the parent of a leaf of  $T_u^\circ$ , hence  $v_{\text{top}} \in K_u$ . From the construction of  $T_v^\circ$ ,  $v_{\text{top}}$  is a branching node of  $\text{cp}(T_v^\circ)$ , hence  $v_{\text{top}} \in K_s$ . Then,  $K_s = K_u \cup \{v_{\text{att}}, v_{\text{leaf}}\} = K_v$ .

- If  $\text{father}_u(v_{top}) = 1$  and  $v_{bottom}$  is not a leaf of  $T_u$ . From the construction of  $T_v^\circ$ ,  $v_{top}$  is a branching node of  $T_v^\circ$  if and only if  $v_{top}$  is a branching node of  $T_u^\circ$ . Hence,  $v_{top} \in K_u$  if and only if  $v_{top} \in K_s$ . Therefore,  $K_s = K_u \cup \{v_{att}, v_{leaf}\} = K_v$ .

In both cases, we have  $K_v = K_s$ .

**Claim 3.**  $T_v$  and  $T_s$  are isomorphic and the labels of correspondent vertices of  $T_v$  and  $T_s$  are the same. That is,  $\ell_v(t_v) = \ell_s(t_s)$  for all internal vertex or edge  $t_v$  of  $T_v$  that has a corresponding vertex or edge  $t_s$  in  $T_s$ .

Recall that, from the Char procedure,  $T_s$  is obtained by contracting all paths of  $T_v^\circ$  that have endpoints in  $K_s$  and no internal vertex in  $K_s$ . On the other hand,  $T_v$  is obtained by adding a  $v_{leaf}$  adjacent to  $v_{att}$  in  $T_u$  and then contracting all paths of  $T_v$  that have endpoints in  $K_v$  and no internal vertex in  $K_v$ . We want to show that the result of the contractions in  $T_v^\circ$  and the contractions in  $T_v$  are the same. That is, that after contractions  $T_v$  and  $T_s$  are isomorph having the same labels on its vertices.

Let  $P_v(x, y)$  denote the labeled path between vertices  $x$  and  $y$  in  $T_v$  with labels  $\ell_v$  (resp.  $P_s(x, y)$  in  $T_s$  with labels  $\ell_s$ ). In order to show these two properties, we show that for each pair of vertices  $x, y \in K_v = K_s$  (Claim 2) such that the path  $P_v(x, y)$  has no vertex from  $K_v$  as internal vertex then  $P_v(x, y) = P_s(x, y)$ . In other words, the paths in  $T_v$  and  $T_s$  between two vertices of  $K_v = K_s$  have the same length and have the same sequence of labels defined by the functions  $\ell_v$  and  $\ell_s$  respectively.

Let  $P'_s(x, y)$  be the path between  $x$  and  $y$  in  $T'_v$ . In other words,  $P'_s(x, y)$  is the path  $P_s(x, y)$  of  $C_s$  along with labels given by  $\ell_s$  before Step 6 of Char( $(T_v^\circ, r_v^\circ, \sigma_v^\circ), X_v$ ).

There are some cases to consider: (1)  $P_s(x, y) = (v_{att}, v_{leaf})$ ; (2)  $P_s(x, y) \neq (v_{att}, v_{leaf})$  and  $v_{att} \notin \{x, y\}$ ; (3)  $P_s(x, y) \neq (v_{att}, v_{leaf})$  and  $v_{att} \in \{x, y\}$ .

**Case (1):** If  $P_s(x, y) = \{v_{att}, v_{leaf}\}$ , by Step “update labels of new vertex(s) and edge(s)” of Procedure *IntroduceNode*  $\ell_v(\{v_{att}, v_{leaf}\}) = \ell_s(\{v_{att}, v_{leaf}\})$ . From the fact that  $C_s$  is obtained through the Char procedure, we have that  $\ell_s(v_{att}) = \Phi_{A_v}(\mathcal{A}_v^\circ)$ . From the fact that  $\Phi$  is compatible with  $(D, \mathcal{X})$ , we have that  $\Phi_{A_v}(\mathcal{A}_v^\circ) = F_\Phi(\ell_u(f), \mathcal{A}_v^\circ \cap X_v, a)$ . Finally, from the step “update of labels of vertices and edges” of procedure *IntroduceNode* we have that  $\ell_v(v_{att}) = F_\Phi(\ell_u(f), \mathcal{A}_v^\circ \cap X_v, a)$ . Taking all these inequalities we have that  $\ell_s(v_{att}) = \Phi_{A_v}(\mathcal{A}_v^\circ) = F_\Phi(\ell_u(f), \mathcal{A}_v^\circ \cap X_v, a) = \ell_v(v_{att})$ .

**Case (2):** Now, let us assume that  $P_s(x, y) \neq \{v_{att}, v_{leaf}\}$  and  $v_{att} \notin \{x, y\}$ . Then,  $P_s(x, y)$  represents a path  $P_u^\circ$  in  $T_u^\circ$ , and more precisely in  $T'_u$ . Each  $t \in V(P_u^\circ)$  defines a partition  $\mathcal{T}_t^\circ$  of  $A_u$  such that  $\Phi_{A_u}(\mathcal{T}_t^\circ) = \Phi_{A_v}(\mathcal{A}_t^\circ) \cap A_u$ . Similarly, each  $e \in E(P_u^\circ)$  defines a partition  $\mathcal{T}_e^\circ$  of  $A_u$  such that  $\Phi_{A_u}(\mathcal{T}_e^\circ) = \Phi_{A_v}(\mathcal{A}_e^\circ) \cap A_u$ . Moreover, the labels in  $P_u^\circ$  are given by the function  $\Phi_{A_u}$  applied to the partitions of  $A_u$  defined by the vertices (or edges) of  $P_u^\circ$ .

When computing Char( $(T_u^\circ, r_u^\circ, \sigma_u^\circ), X_u$ ) to obtain  $C_u$ ,  $P_u^\circ$  is replaced by Contr( $P_u^\circ$ ). Each internal vertex and edge of Contr( $P_u^\circ$ ) defines the same partition  $\mathcal{P}$  of  $X_v$  (where  $a$  is in the part correspondent to the component where edge  $f$  is), since these vertices are not in  $K_u$ , hence they are not

leaves, nor parent of leaves of  $X_u$ , nor branching nodes of  $\text{cp}(T_u^\circ)$  and  $f_u^\circ$  does not belong to  $P_u^\circ$ .

To obtain  $P_v(x, y)$ , procedure *IntroduceNode* modifies the labels of edges and vertices of  $\text{Contr}(P_u^\circ)$  by applying the strictly increasing function  $F_{\Phi, \mathcal{P}} : x \rightarrow F_{\Phi}(x, \mathcal{P}, a)$  (Step “update of labels of vertex(s) and edge(s)” of Procedure *IntroduceNode*), then, let  $F_{\Phi, \mathcal{P}}(\text{Contr}(P_u^\circ))$  be the path obtained in this way, then it replaces  $F_{\Phi, \mathcal{P}}(\text{Contr}(P_u^\circ))$  by  $\text{Contr}(F_{\Phi, \mathcal{P}}(\text{Contr}(P_u^\circ)))$ . Hence,  $\text{Contr}(F_{\Phi, \mathcal{P}}(\text{Contr}(P_u^\circ))) = P_v(x, y)$ . By Items 2 and 1 of Lemma 16,

$$P_v(x, y) = \text{Contr}(F_{\Phi, \mathcal{P}}(\text{Contr}(P_u^\circ))) = \text{Contr}(\text{Contr}(F_{\Phi, \mathcal{P}}(P_u^\circ))) = \text{Contr}(F_{\Phi, \mathcal{P}}(P_u^\circ)).$$

From the definition of  $T_v^\circ$  and the fact that  $\Phi$  is compatible with  $(D, \mathcal{X})$ , we have that  $F_{\Phi, \mathcal{P}}(P_u^\circ) = P_v^\circ$ , hence, by Step 6 of  $\text{Char}((T_v^\circ, r_v^\circ, \sigma_v^\circ), X_v)$ ,  $\text{Contr}(F_{\Phi, \mathcal{P}}(P_u^\circ)) = P_s(x, y)$ . Therefore,  $P_v(x, y) = P_s(x, y)$ .

**Case (3):** Let  $x$  and  $y$  be the vertices in  $K_u$  such that the path  $P_u^\circ$  of  $T_u^\circ$  between  $x$  and  $y$  contains the edge  $f_u^\circ$ . It remains to prove that  $P_v(x, v_{att}) = P_s(x, v_{att})$  and  $P_v(v_{att}, y) = P_s(v_{att}, y)$ .

Let  $C'_u$  be obtained from  $C_u$  by subdividing  $f$  resulting in new vertex  $v_{att}$ . Moreover, let  $\ell'_u(v_{att}) = \ell'_u(\{v_{top}, v_{att}\}) = \ell'_u(\{v_{att}, v_{bottom}\}) = \ell_u(f)$ . From the procedure *IntroduceNode*  $P_v(x, v_{att})$  is obtained from  $P'_u(x, v_{att})$  by applying the function  $F$  and then a contraction and  $P_v(v_{att}, y)$  is obtained from  $P'_u(v_{att}, y)$  by applying the function  $F$  and then a contraction. That is,  $P_v(x, v_{att}) = \text{Contr}(F_{\Phi, \mathcal{P}}(P'_u(x, v_{att})))$ , where  $\mathcal{P}$  is the partition of  $\mathcal{P}$  is the partition of  $X_v$  defined by vertices and edges in  $P_v(x, v_{att})$ . Similarly,  $P_v(v_{att}, y) = \text{Contr}(F_{\Phi, \mathcal{P}'}(P'_u(v_{att}, y)))$ , where  $\mathcal{P}'$  is the partition of  $X_v$  defined by vertices and edges in  $P_v(v_{att}, y)$ .

On the other hand,  $P_s(x, v_{att})$  is obtained by applying a contraction on the path from  $x$  to  $v_{att}$  in  $T_v^\circ$  and  $P_s(v_{att}, y)$  is obtained by applying a contraction on the path from  $v_{att}$  to  $y$ .

Let  $T''_u$  be the tree obtained from  $T_u^\circ$  by subdividing  $f_u^\circ$  resulting in new vertex  $v_{att}$ , i.e.  $T''_u$  is the tree  $T_v^\circ$  without  $v_{leaf}$ . Let  $P''_u(x, y) = P''_u(x, v_{att}) \odot P''_u(v_{att}, y)$  be the path in  $T''_u$  between  $x$  and  $y$ . Then,  $P_v^\circ(x, y) = P_v^\circ(x, v_{att}) \odot P_v^\circ(v_{att}, y)$  is the path in  $T_v^\circ$  corresponding to  $P''_u(x, y)$  in  $T''_u$ . That is,  $P_v^\circ(x, y)$  has the same vertices as  $P''_u(x, y)$  but with different labels.

Note that the partition of  $X_v$  defined by the vertices and edges in  $P_v^\circ(x, v_{att})$  is the same as the one defined by  $P_v(x, v_{att})$ , that is,  $\mathcal{P}$ . Similarly, the partition of  $X_v$  defined by the vertices and edges in  $P_v^\circ(v_{att}, y)$  is the same as the one defined by  $P_v(v_{att}, y)$ , that is,  $\mathcal{P}'$ . From the fact that the fact  $\Phi$  is compatible with  $(D, \mathcal{X})$ , we have that  $P_v^\circ(x, v_{att}) = F_{\Phi, \mathcal{P}}(P''_u(x, v_{att}))$  and that  $P_v^\circ(v_{att}, y) = F_{\Phi, \mathcal{P}'}(P''_u(v_{att}, y))$ . Therefore,  $P_s(x, v_{att}) = \text{Contr}(P_v^\circ(x, v_{att})) = \text{Contr}(F_{\Phi, \mathcal{P}}(P''_u(x, v_{att})))$  and  $P_s(v_{att}, y) = \text{Contr}(P_v^\circ(v_{att}, y)) = \text{Contr}(F_{\Phi, \mathcal{P}'}(P''_u(v_{att}, y)))$ .

Then, taking all these inequalities, we have that:

$$\begin{aligned} P_v(x, v_{att}) &= \text{Contr}(F_{\Phi, \mathcal{P}}(P'_u(x, v_{att}))), \\ P_v(v_{att}, y) &= \text{Contr}(F_{\Phi, \mathcal{P}'}(P'_u(v_{att}, y))), \\ P_s(x, v_{att}) &= \text{Contr}(F_{\Phi, \mathcal{P}}(P''_u(x, v_{att}))) \text{ and} \\ P_s(v_{att}, y) &= \text{Contr}(F_{\Phi, \mathcal{P}'}(P''_u(v_{att}, y))). \end{aligned}$$

Note that  $P'_u(x, y) = \text{Contr}(P''_u(x, y))$ , then by Lemma 17:

$$\begin{aligned} P_s(x, v_{att}) &= \text{Contr}(F_{\Phi, \mathcal{P}}(P''_u(x, v_{att}))) = \text{Contr}(F_{\Phi, \mathcal{P}}(P'_u(x, v_{att}))) = P_v(x, v_{att}), \text{ and} \\ P_s(v_{att}, y) &= \text{Contr}(F_{\Phi, \mathcal{P}'}(P''_u(v_{att}, y))) = \text{Contr}(F_{\Phi, \mathcal{P}'}(P'_u(v_{att}, y))) = P_v(v_{att}, y). \end{aligned}$$

Since  $K_v = K_s$  (Claim 2, and, in all cases, for each  $x, y \in K_s$ ,  $P_v(x, y) = P_s(x, y)$ ), we have that  $T_v$  is isomorphic to  $T_s$  and that  $\ell_v$  and  $\ell_s$  are equivalent, that is, correspondent vertices and edges in  $T_v$  and  $T_s$  have the same label.

**Claim 4.**  $(dist_v, out_v, branch_v, father_v) = (dist_s, out_s, branch_s, father_s)$ .

By procedure *IntroduceNode*,  $dist_v$  receives the value of  $dist_u$ , i.e. the number of branching nodes in  $T_u^\circ$  between  $r_u^\circ$  and  $r'_u$ . We have that  $dist_u$  is the number of branching nodes in  $T_v^\circ$  between  $r_v^\circ$  and  $r'_s$ , i.e.  $dist_s$ . Hence,  $dist_v = dist_s$ .

Now, for every vertex  $t$  in  $\text{cp}(T_v)$ ,  $out_v(t)$  is the maximum number of branching nodes on a path between  $t$  and a leaf in  $A_u \setminus X_u$  every internal vertices of which are different from  $r_u^\circ$  and in  $T'_u \setminus T_u^\circ$ . It is also the maximum number of branching nodes on a path between  $t$  and a leaf in  $A_v \setminus X_v = A_u \setminus X_u$  every internal vertices of which are different from  $r_v^\circ$  and in  $T'_s \setminus T_v^\circ$ , i.e.  $out_s(t)$ .

For every vertex  $t$  in  $\text{cp}(T_v)$ ,  $branch_v(t) = 1$  if and only if  $branch_u(t) = 1$  or  $t$  is the parent-end of  $f$  and  $father_u(t) = 1$  (Step “creation of a new branching node” of Procedure *IntroduceNode*). That is,  $branch_v(t) = 1$  if and only if  $t$  is a branching node of  $\text{cp}(T_v^\circ)$ , i.e.  $branch_v(t) = branch_s(t)$ .

Now, for every vertex  $t$  in  $\text{cp}(T_v) \setminus \{v_{top}\}$ ,  $father_v(t) = father_u(t)$  and  $father_v(v_{top}) = 1$ . In other words,  $father_v(t) = 1$  if and only if  $t$  is the parent of a non leaf node in  $T_v^\circ$ . Since,  $father_u(t) = father_s(t)$  for every vertex  $t \in \text{cp}(T_u)$ ,  $father_v(t) = father_s(t)$ . Moreover,  $father_s(v_{top}) = 1$ .

**Claim 5.**  $(T_v^\circ, r_v^\circ, \sigma_v^\circ)$  is a  $q$ -branched partitioning tree for  $A_v$  with  $\Phi$ -width not bigger than  $k$ .

Therefore, we proved that  $C_v = \text{Char}((T_v^\circ, r_v^\circ, \sigma_v^\circ), X_v)$ . By Step “update of  $\text{FSC}_{k,q}(v)$ ” of Procedure *IntroduceNode*, we have that  $dist_v + \text{brheight}_T(r_v) \leq q$ . Note that, since  $(T_u^\circ, r_u^\circ)$  is  $q$ -branched, for every path  $P$  in  $\text{cp}(T_v^\circ)$  from  $r_v^\circ$  to a leaf of  $\text{cp}(T_v^\circ)$  such that  $P$  does not pass through  $r'_v$  we have that  $P$  has at most  $q$  branching nodes. Hence, by Lemma 19  $(T_v^\circ, r_v^\circ, \sigma_v^\circ)$  is  $q$ -branched.

It remains to show that  $(T_v^\circ, r_v^\circ, \sigma_v^\circ)$  has  $\Phi$  width at most  $k$ . Consider any internal vertex  $t$  of  $V(T_v^\circ) \setminus V(T'_v)$ . Let  $\mathcal{P}_t$  be the partition of  $A_v$  defined by  $t$ . Since  $t$  is not in  $V(T'_v)$  the partition of  $X_v$  it defines has only one part. That is, the partition  $\mathcal{P}_t \cap X_v$  defined by  $t$  has at most one part. From the fact that  $\Phi$  is compatible with  $(D, \mathcal{X})$  we have that  $\Phi_{A_v}(\mathcal{P}_t) = \Phi_{A_v}(\mathcal{P}_t) = \Phi_{A_u}(\mathcal{P}_t \cap A_u)$ . Then, from the fact that  $(T_v^\circ, r_v^\circ, \sigma_v^\circ)$  has  $\Phi$  width at most  $k$  we have that  $\Phi_{A_v}(\mathcal{P}_t) \leq k$ .

Similarly, for any edge  $e$  of  $E(T_v^\circ) \setminus E(T'_v)$  we have that  $\Phi_{A_v}(\mathcal{P}_e) \leq k$ , where  $\mathcal{P}_e$  is the partition of  $A_v$  defined by  $e$ .

From the definition of “Contr”, item 1 from Lemma 15 and the fact that  $\ell_v(t) \leq k$  for any vertex  $t \in V(\text{cp}(T_v))$ , and  $\ell_v(e) \leq k$  for any edge  $e \in E(T_v)$ , we have that  $(T'_v, r'_v, \sigma'_v)$  has  $\Phi$ -width at most  $k$ . Hence,  $(T_v^\circ, r_v^\circ, \sigma_v^\circ)$  has  $\Phi$ -width at most  $k$ .

Therefore,  $(T_v^\circ, r_v^\circ, \sigma_v^\circ)$  is a  $q$ -branched partitioning tree with  $\Phi$ -width at most  $k$ . Thus,  $C_v = \text{Char}((T_v^\circ, r_v^\circ, \sigma_v^\circ), X_v)$  is a  $(k, q)$ -characteristic of  $(T_v^\circ, r_v^\circ, \sigma_v^\circ)$  restricted to  $X_v$ .

This concludes the proof, that is  $\text{FSC}_{k,q}(v)$  is a set of  $(k, q)$ -characteristics restricted to  $A_v$ .  $\square$

To prove that the set  $\text{FSC}_{k,q}(v)$  is full, we consider an arbitrary  $q$ -branched partitioning tree  $(T_v^\circ, r_v^\circ, \sigma_v^\circ)$  with  $\Phi$ -width not bigger than  $k$  of  $A_v$  and show that there is an execution of *IntroduceNode* on a characteristic  $C_u \in \text{FSC}_{k,q}(u)$  such that  $C_v = \text{Char}((T_v^\circ, r_v^\circ, \sigma_v^\circ), X_v)$  and  $C_v \in \text{FSC}_{k,q}(v)$ .

**Lemma 26.** *The set  $\text{FSC}_{k,q}(v)$ , computed through the procedure *IntroduceNode*, is full.*

*Proof.* Let  $(T_v^\circ, r_v^\circ, \sigma_v^\circ)$  be a  $q$ -branched partitioning tree of  $A_v$  with  $\Phi$ -width not bigger than  $k$ . Let  $v_{\text{leaf}}$  be the leaf of  $T_v^\circ$  that maps  $\{a\} = X_v \setminus X_u$ . Let  $v_{\text{att}}$  be the parent of  $v_{\text{leaf}}$ . Let  $(T_u^\circ, r_u^\circ, \sigma_u^\circ)$  be the partitioning tree of  $A_u$  such that  $(T_v^\circ, r_v^\circ, \sigma_v^\circ)$  can be obtained from  $(T_u^\circ, r_u^\circ, \sigma_u^\circ)$  by inserting a vertex correspondent to  $a$  as a neighbor of  $v_{\text{att}}$  in  $T_u^\circ$ . Therefore,  $(T_u^\circ, r_u^\circ, \sigma_u^\circ)$  is a  $q$ -branched partitioning tree for  $A_u$  with  $\Phi$ -width not bigger than  $k$ . Let  $C_u$  be such that  $C_u = \text{Char}((T_u^\circ, r_u^\circ, \sigma_u^\circ), X_u)$ . It remains to show that  $C_v \in \text{FSC}_{k,q}(v)$ .

From the induction hypothesis, there is  $C_u = \text{Char}((T_u^\circ, r_u^\circ, \sigma_u^\circ), X_u)$  in  $\text{FSC}_{k,q}(u)$ . Then, there are three cases to consider: (1)  $v_{\text{att}} \in K_u$ ; (2)  $v_{\text{att}} \notin K_u$  and  $v_{\text{att}}$  is represented in  $C_u$ ; (3)  $v_{\text{att}} \notin K_u$  and  $v_{\text{att}}$  is not represented in  $C_u$ .

**Cases (1) and (2):** Then,  $v_{\text{att}}$  is a vertex of  $T_u$ , i.e. during the Step 6 of  $\text{Char}((T_u^\circ, r_u^\circ, \sigma_u^\circ), X_u)$  the vertex  $v_{\text{att}}$  does not suffer a contraction operation. Consider the execution of case 1 of procedure *IntroduceNode* on  $C_u$ , where  $v_{\text{leaf}}$  is added as a neighbor to  $v_{\text{att}}$ , to obtain  $C_v$ . In other words,  $T_v$  can be obtained from  $T_u$  by adding a vertex  $v_{\text{leaf}}$  as a neighbor of  $v_{\text{att}}$ . Hence, from the step “update of labels of vertices and edges” of *IntroduceNode* procedure and the fact that  $\Phi$  is compatible with  $(D, \mathcal{X})$ , the labels  $\ell_v$  of  $C_v$  obtained from the labels  $\ell_u$  of  $C_u$  are such that for any internal vertex (or edge)  $t$  in  $T_v$ :

$$\ell_v(t) = F_\Phi(\ell_u(t), \mathcal{T}_t, a) = F_\Phi(\Phi_{A_u}(\mathcal{A}_t \cap A_u), \mathcal{A}_t \cap X_v, a) = \Phi_{A_v}(\mathcal{A}_t)$$

Where  $\mathcal{T}_t$  and  $\mathcal{A}_t$  are the partitions of  $X_v$  and  $A_v$  defined by  $t$  respectively. From the Step “update of labels of new vertex(s) and edge(s)” of *IntroduceNode* procedure  $\ell_v(\{v_{\text{att}}, v_{\text{leaf}}\}) = \Phi_{A_v}(\{A_u, \{a\}\})$ .

We need to show that in step “update of  $\text{FSC}_{k,q}(v)$ ” we add  $C_v$  to  $\text{FSC}_{k,q}(v)$ . Since  $(T_v^\circ, r_v^\circ, \sigma_v^\circ)$  is  $q$ -branched and its  $\Phi$ -width is not bigger than  $k$  and  $C_v = \text{Char}((T_v^\circ, r_v^\circ, \sigma_v^\circ), X_v)$ , we have that  $\text{brheight}(r_v) \leq q$  and that, for all internal vertices (or edges)  $t$  of  $T_v$ ,  $\ell_v(t) \leq k$  (Lemma 20). Hence, during step “update of  $\text{FSC}_{k,q}(v)$ ” we have that  $C_v$  is inserted into  $\text{FSC}_{k,q}(v)$ .

**Case (3):** The vertex  $v_{att}$  does not belong to  $K_u$  nor has a representative on  $C_u$ . This means that  $v_{att}$  is contracted during the operation  $\text{Char}((T_u^\circ, r_u^\circ, \sigma_u^\circ))$ . Let  $P'_u(x, y)$  be the path between  $x$  and  $y$  in  $T'_u$  (the subtree of  $T_u^\circ$  spanning leaves mapping elements of  $X_u$ ) such that  $v_{att} \in V(P'_u(x, y))$  and  $x, y \in K_u$ . In other words, in Step 6 of  $\text{Char}((T_u^\circ, r_u^\circ, \sigma_u^\circ), X_u)$  to obtain  $C_u$  during the contraction of  $P'_u(x, y)$  we have that  $v_{att}$  is removed with a contraction operation. Let  $P_u(x, y) = \text{Contr}(P'_u(x, y))$ , i.e. the path in  $C_u$  resulting from the contraction of  $P'_u(x, y)$ . Thus, there are vertices  $x'$  and  $y'$  in  $V(P_u(x, y))$  such that  $v_{att}$  is an internal node of  $P'_u(x', y')$  and  $\{x', y'\}$  is an edge of  $P_u(x, y)$ . In other words,  $v_{att}$  is removed either by a contraction between  $\{x', y'\}$  and  $x'$  or by a contraction between  $\{x', y'\}$  and  $y'$ .

We want to show that  $C_v$ , obtained through an execution of case 2 of *IntroduceNode* on  $C_u$  where the edge  $\{x', y'\}$  is subdivided, is such that  $C_v = \text{Char}((T_v^\circ, r_v^\circ, \sigma_v^\circ), X_v)$  and  $C_v \in \text{FSC}_{k,q}(v)$ .

Consider the execution of procedure *IntroduceNode* on  $C_u$  by applying case 2 on the edge  $\{x', y'\}$ . In this execution of *IntroduceNode*,  $T_v$  is obtained from  $T_u$  by subdividing  $\{x', y'\}$  creating a vertex  $v_{att}$  and adding  $v_{leaf}$ , mapping  $a$ , as a neighbor of  $v_{att}$ .

Using the same argument as in “proof of cases (1) and (2)” we have that for any internal vertex (or edge)  $t$  in  $T_v$ ,  $\ell_v(t) = \Phi_{A_v}(\mathcal{A}_t)$  where  $\mathcal{A}_t$  is the partition of  $A_v$  defined by  $t$ .

We need to show that in step “update of  $\text{FSC}_{k,q}(v)$ ” we add  $C_v$  to  $\text{FSC}_{k,q}(v)$ . Since  $(T_v^\circ, r_v^\circ, \sigma_v^\circ)$  is  $q$ -branched and its  $\Phi$ -width is not bigger than  $k$  and  $C_v = \text{Char}((T_v^\circ, r_v^\circ, \sigma_v^\circ), X_v)$ , we have that  $\text{brheight}(r_v) \leq q$  and that, for all internal vertices (or edges)  $t$  of  $T_v$ ,  $\ell_v(t) \leq k$  (Lemma 20). Hence, during step “update of  $\text{FSC}_{k,q}(v)$ ” we have that  $C_v$  is inserted into  $\text{FSC}_{k,q}(v)$ .

Since, in all these cases, we have that  $C_v \in \text{FSC}_{k,q}(v)$ , this shows that  $\text{FSC}_{k,q}(v)$  is a full set of  $(k, q)$ -characteristics for  $A_v$  restricted to  $X_v$ .  $\square$

**Theorem 27.** *Procedure IntroduceNode computes a full set of  $(k, q)$ -characteristics of  $A_v$  restricted to  $X_v$  in time that does not depend on  $|A|$ . That is the complexity of procedure IntroduceNode is bounded by a function  $f_i(k, q, k') = O((60kqk')^{45kqk'}(kkk')^4)$ , if  $q < \infty$ , or a function  $f'_i(k, k') = O((15kk')^{45kk'}(kkk')^4)$  otherwise.*

*Proof.* From Theorem 24, procedure *IntroduceNode* computes a full set of  $(k, q)$ -characteristics of  $A_v$  restricted to  $X_v$ . It remains to prove that this can be done time that does not depend on  $|A|$ .

Assume that  $q < \infty$ , the case where  $q = \infty$  is similar and thus omitted. From its definition,  $F_\Phi$  can be computed in constant time. Therefore, for each element  $C_u = ((T_u, r_u, \sigma_u), \ell_u, K_u, \text{dist}_u, \text{out}_u, \text{branch}_u, \text{father}_u) \in \text{FSC}_{k,q}(u)$  steps 1 to 5 can be done in  $O(|T_u|)$ , for each possible execution of Step 1.

Contracting a path  $P$  can be done in  $O(|P|^3)$ , by taking all possible pairs of vertices and edges and verifying if a contraction operation can be done between them. Hence, step 5 can be executed in  $O(|T_u|^3)$ , for each possible execution of Step 1.

Lastly, step 6 can be executed in  $O(|T_u|)$ , by traversing the tree  $T_u$  in a bottom up order, for each possible execution of Step 1.

Since the size and the number of elements in  $\text{FSC}_{k,q}(u)$  is bounded by  $f'(k, q, k') = O(kqk')$  and  $f(k, q, k') = O((60kqk')^{45kqk'})$  respectively, if  $q < \infty$ , or by  $f'(k, k') = O(kk')$  and  $f(k, k') = O((15kk')^{45kk'})$  if  $q = \infty$  from Lemma 21, we get the result. That is, since there are at most  $O(|T_u|)$  different executions for Step 1, the complexity of procedure *IntroduceNode* is bounded by, if  $q < \infty$ :

$$f_i(k, q, k') = O\left(f(k, q, k') \cdot f'(k, q, k')^4\right) = O((60kqk')^{45kqk'} (kqk')^4).$$

In the case that  $q = \infty$  the complexity of procedure *IntroduceNode* is bounded by:

$$f_i(k, k') = O\left(f(k, k') \cdot f'(k, k')^4\right) = O((15kk')^{45kk'} (kk')^4).$$

□

### 6.3 Procedure *ForgetNode*

Let  $v$  be a forget node of  $D$ ,  $u$  be its child and  $\text{FSC}_{k,q}(u)$  be a full set of  $(k, q)$ -characteristics of  $A_u$  restricted to  $X_u$ . For every characteristic  $C_u = ((T_u, r_u, \sigma_u), \ell_u, K_u, \text{dist}_u, \text{out}_u, \text{branch}_u, \text{father}_u) \in \text{FSC}_{k,q}(u)$ , Procedure *ForgetNode* proceeds as follows. Roughly, it restricts  $C_u$  to  $X_v = X_u \setminus \{a\}$  obtaining  $C_v$ .

1. *preparation:*

Let  $v_{leaf}$  be the leaf of  $T_u$  that maps  $a$ , let  $v_{att}$  be the vertex of  $T_u$  with degree at least three that is closest to  $v_{leaf}$  (if no such a vertex exists,  $T_u$  is a path and  $v_{att}$  is set to the only other leaf of the path). Let  $P$  be the path between  $v_{leaf}$  and  $v_{att}$ . Let  $w$  be the neighbor of  $v_{att}$  in  $P$ . Let  $p$  be the number of vertices  $y \in V(T_u) \setminus \{v_{att}\}$  with  $\text{branch}_u(y) = 1$  in the path between  $v_{att}$  and  $r_u$ .

2. *removing  $a$  from  $T_u$ :*

$T_v$  is obtained by removing  $V(P) \setminus \{v_{att}\}$  and  $E(P)$  from  $T_u$ .

If  $r_u \neq v_{att}$  and  $r_u$  belongs to the path  $P$  between  $v_{leaf}$  and  $v_{att}$ :

- $r_v \leftarrow v_{att}$ ,
- $\text{dist}_v \leftarrow \text{dist}_u + p$ , and
- $\text{out}_v(v_{att}) \leftarrow \text{out}_u(v_{att})$ .

If  $r_u = v_{att}$  or  $r_u$  does not belong to  $P$ :

- $r_v \leftarrow r_u$ ,
- $\text{dist}_v \leftarrow \text{dist}_u$ , and
- $\text{out}_v(v_{att}) \leftarrow \max\{\text{out}_u(v_{att}), \text{brheight}_T(w)\}$ .

In either case:

- $\text{branch}_v(v_{att}) \leftarrow \text{branch}_u(v_{att})$ , and
- $\text{father}_v(v_{att}) \leftarrow \text{father}_u(v_{att})$ .

For every vertex  $x \in \text{cp}(T_v)$  such that  $x \neq v_{att}$ :

- $out_v(x) \leftarrow out_u(x)$ ,
- $branch_v(x) \leftarrow branch_u(x)$ , and
- $father_v(x) \leftarrow father_u(x)$ .

3. *updating  $K_v$ :*

If  $v_{att}$  has degree two in  $T_v$ , and  $v_{att}$  is not the parent of a leaf neither the root in  $T_v$ , and  $branch_u(v_{att}) = 0$ , then  $K_v \leftarrow K_u \setminus V(P)$ .

Otherwise,  $K_v$  is obtained by removing  $V(P) \setminus \{v_{att}\}$  from  $K_u$ .

4. *contracting the paths:*

$\forall x, y \in K_v$  and path  $P$  between  $x$  and  $y$  such that no internal vertices of  $P$  are in  $K_v$ ,  $P \leftarrow \text{Contr}(P)$ .

5. *updating  $\text{FSC}_{k,q}(v)$ :*

Add  $C_v$  to  $\text{FSC}_{k,q}(v)$ .

The rest of this section is dedicated to proving Lemma 28.

Since  $A_v = A_u$ ,  $A_v$  admits a  $q$ -branched partitioning tree with  $\Phi$ -width at most  $k$  only if  $A_u$  does. Therefore, we can assume that  $\text{FSC}_{k,q}(u) \neq \emptyset$ , otherwise,  $A_v$  does not admit a  $q$ -branched partitioning tree with  $\Phi$ -width at most  $k$ , and  $\text{FSC}_{k,q}(v) = \emptyset$ . A scheme of the proof of Lemma 28 can be found in Figure 7

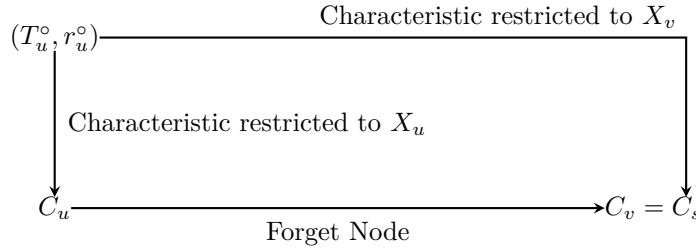


Figure 7: Scheme of proof of Lemma 28.

**Lemma 28.** *ForgetNode computes a full set of  $(k, q)$ -characteristics of  $A_v$  restricted to  $X_v$ .*

*Proof.* Let  $(T^\circ, r^\circ, \sigma^\circ)$  be any  $q$ -branched partitioning tree for  $A_u$  with  $\Phi$ -width at most  $k$ . Since  $A_v = A_u$ , we have that  $(T^\circ, r^\circ, \sigma^\circ)$  is a  $q$ -branched partitioning tree for  $A_u$  with  $\Phi$ -width at most  $k$  if and only if it is also a  $q$ -branched partitioning tree for  $A_v$  with  $\Phi$ -width at most  $k$ .

Since  $\text{FSC}_{k,q}(u)$  is a full set of  $(k, q)$ -characteristics for  $A_u$  restricted to  $X_u$ , we have that there exists  $C_u \in \text{FSC}_{k,q}(u)$  which is a  $(k, q)$ -characteristic of  $(T^\circ, r^\circ, \sigma^\circ)$  restricted to  $X_u$ . In other words,  $C_u = \text{Char}((T^\circ, r^\circ, \sigma^\circ), X_u)$ . Let  $C_v$  be obtained through procedure *ForgetNode* when applied to  $C_u$ , by removing the path  $P_u(v_{leaf}, v_{att})$  from  $T_u$ , where  $v_{leaf}$  is the leaf of  $T_u$  mapping  $a$ .

We want to show that  $C_v = \text{Char}((T^\circ, r^\circ, \sigma^\circ), X_v)$  and that  $C_v \in \text{FSC}_{k,q}(v)$ . Since step “updating  $\text{FSC}_{k,q}(v)$ ” from procedure, we have that  $C_v \in \text{FSC}_{k,q}(v)$ . It remains to show that  $C_v = \text{Char}((T^\circ, r^\circ, \sigma^\circ), X_v)$ .

In order to do that, let  $C_s = \text{Char}((T^\circ, r^\circ, \sigma^\circ), X_v)$ , we need to show that  $C_s = C_v$ . Let  $C_s = ((T_s, r_s, \sigma_s), \ell_s, K_s, \text{dist}_s, \text{out}_s, \text{branch}_s, \text{father}_s)$  and let  $C_v = ((T_v, r_v, \sigma_v), \ell_v, K_v, \text{dist}_v, \text{out}_v, \text{branch}_v, \text{father}_v)$ .

To prove that  $C_v = C_s$ , we must introduce some notation. Let  $T'_u$  (resp.  $T'_v$ ) be the minimum subtree of  $T^\circ$  that contains all leaves that maps elements of  $X_u$  (resp.  $X_v$ ).

From the Char procedure, we have that  $T_u$  is a path if and only if  $T'_u$  is a path. If  $T'_u$  is a path, then  $|X_u| = 2$ . This means that,  $|X_v| = 1$  and, hence,  $T'_v$  is a single vertex. Then, from the procedure  $\text{Char}((T^\circ, r^\circ, \sigma^\circ), X_v)$ , we have that  $C_s$  is a characteristic of  $A_v$  restricted to  $X_v$  where  $T_s$  is a single vertex. On the other hand, from the step “preparation” of procedure *ForgetNode*, if  $T_u$  is a path, we have that  $T_v$  is also a single vertex. Hence, it is easy to see that when  $T'_v$  is a single vertex  $C_v = C_s$ .

Therefore, assume that  $T'_u$  is not a path and let  $v_{att} \in T'_u$  be the vertex with degree at least three that is closest to  $v_{leaf}$ , the vertex mapping  $a$ .

For the remainder of this section, assume that  $V(T^\circ) = \{1, \dots, n\}$ . From the Char procedure,  $V(T_s) \subseteq V(T^\circ)$  and  $V(T_u) \subseteq V(T^\circ)$  and, from the *ForgetNode* procedure  $V(T_v) \subseteq V(T_u)$ .

**Claim 6.** *The sets  $K_v$  and  $K_s$  are the same, i.e.,  $K_s = K_v$ .*

Let  $T'_v$  be the minimum subtree of  $T^\circ$  that contains all leaves that maps elements of  $X_v$ . Clearly,  $T'_v$  is a subtree of  $T'_u$ . Let  $r'_v$  be the vertex of  $T'_v$  that is closest to  $r^\circ$ . From the definition of  $C_s$ ,  $K_s$  is the set of vertices of  $T'_v$  that are either a leaf of  $T'_v$ , or the parent of a leaf of  $T'_v$ , or a branching node of  $\text{cp}(T^\circ)$  in  $V(T'_v)$  (rooted in  $r^\circ$ ), or a branching node of  $(T'_v, r'_v)$ .

Since  $C_u = \text{Char}((T^\circ, r^\circ, \sigma^\circ), X_u)$ ,  $K_u$  is the set of vertices that are either a leaf of  $T'_u$ , or the parent of a leaf of  $T'_u$ , or a branching node of  $\text{cp}(T^\circ)$  in  $V(T'_u)$  (rooted in  $r^\circ$ ), or a branching node of  $(T'_u, r'_u)$ . Therefore, since  $T'_v$  is a subtree of  $T'_u$  and all leaves in  $T'_v$  are leaves in  $T'_u$  we have that  $K_s \subseteq K_u$ . Moreover,  $T'_v$  is the tree obtained from  $T'_u$  by removing the vertex  $v_{leaf}$  and all internal vertices of  $P(v_{leaf}, v_{att})$ , a path between  $v_{leaf}$  and  $v_{att}$  in  $T'_u$ . Hence,  $K_s = K_u \setminus V(P(v_{leaf}, v_{att}))$  or  $K_s = (K_u \setminus V(P(v_{leaf}, v_{att})) \cup \{v_{att}\})$ . There are two cases to consider:

**Case (1):** Assume that the vertex  $v_{att}$  does not belong to  $K_s$ . That is,  $K_s = K_u \setminus V(P(v_{leaf}, v_{att}))$ . Then,  $v_{att}$  is not the parent of a leaf in  $T'_v$ , nor a branching node of  $\text{cp}(T^\circ)$ , nor a branching node of  $(T'_v, r'_v)$ . Since,  $v_{att}$  is not the parent of a leaf in  $T'_v$  and it is not a branching node of  $(T'_v, r'_v)$  it has degree two in  $T'_v$ . Therefore,  $v_{att}$  is not the parent of a leaf, different than  $v_{leaf}$ , in  $T'_u$ , the variable  $\text{branch}_u(v) = 0$ , and  $v_{att}$  has degree two in  $T'_v$ . Consequently, by Step “updating  $K_v$ ”,  $v_{att} \notin K_v$  and  $K_v = K_u \setminus V(P_u(v_{leaf}, v_{att}))$ , where  $P_u(v_{leaf}, v_{att})$  is the path between  $v_{leaf}$  and  $v_{att}$  in  $T_u$ . Hence,  $K_s = K_u \setminus V(P(v_{leaf}, v_{att})) = K_u \setminus V(P_u(v_{leaf}, v_{att})) = K_v$ .

**Case (2):** Assume that  $v_{att} \in K_s$ . That is,  $K_s = (K_u \setminus V(P(v_{leaf}, v_{att})) \cup \{v_{att}\})$ . If  $v_{att}$  belongs to  $K_s$ , then it is the parent of a leaf in  $T'_v$ , or it is a branching node of  $\text{cp}(T^\circ)$ , or it is a branching node of  $(T'_v, r'_v)$ . In all these cases, from the Step “updating  $K_v$ ”,  $v_{att} \in K_v$  and  $K_v = K_u \setminus V(P_u(v_{leaf}, v_{att})) \cup \{v_{att}\}$ , where  $P_u(v_{leaf}, v_{att})$  is the path between  $v_{leaf}$  and  $v_{att}$  in  $T_u$ . Hence,  $K_s = K_u \setminus V(P(v_{leaf}, v_{att})) \cup \{v_{att}\} = K_u \setminus V(P_u(v_{leaf}, v_{att})) \cup \{v_{att}\} = K_v$ .

Hence,  $K_s = K_v$ .

**Claim 7.**  $r_s = r_v$ ,  $dist_v = dist_s$ .

From the Char procedure, the root  $r_s$  is the vertex of  $T'_v$  that is closest to  $r^\circ$  in  $T^\circ$  and the root  $r_u$  is the vertex of  $T'_u$  that is closest to  $r^\circ$  in  $T^\circ$ . Since,  $T'_v$  is a subtree of  $T'_u$ ,  $r_u$  is a vertex on the path between  $r^\circ$  and  $r_s$ .

There are two cases to consider: (1)  $r_u$  is not an internal node on the path between  $v_{leaf}$  and  $v_{att}$ , or (2)  $r_u$  is an internal node on the path between  $v_{leaf}$  and  $v_{att}$ .

**Case (1):**  $r_u$  is not an internal node on the path between  $v_{leaf}$  and  $v_{att}$ . Then, since  $T'_v$  is obtained from  $T'_u$  by removing the internal vertices of  $P(v_{leaf}, v_{att})$  and the vertex  $v_{leaf}$ , we have that  $r_u = r_s$ . Moreover, since  $r_u = r_s$  we have  $dist_s = dist_u$ . Therefore, from Step “removing  $a$  from  $T_u$ ”,  $r_v = r_u = r_s$  and  $dist_v = dist_u = dist_s$ .

**Case (2):**  $r_u$  is an internal node on the path between  $v_{leaf}$  and  $v_{att}$ , then  $r_v = v_{att}$ . The value  $dist_u$  is the number of branching nodes of  $cp(T^\circ)$ , excluding the root  $r^\circ$ , between  $r^\circ$  and  $r_u$ .

From Char procedure,  $r_s = v_{att}$ . The value  $dist_s$  is the number of branching nodes of  $cp(T^\circ)$ , excluding the root  $r^\circ$ , between  $r^\circ$  and  $r_s$ .

Let  $p' = dist_s - dist_u$ .  $p'$  is the number of branching nodes of  $cp(T^\circ)$ , excluding the root  $r^\circ$ , between  $r_u$  and  $r_s = v_{att}$ . That is,  $p'$  is the number of branching nodes of  $cp(T^\circ)$  nodes in the path between  $r_u$  and  $v_{att}$ . Since, from the Char procedure to obtain  $C_u$ , every branching node  $x$  of  $cp(T^\circ)$  receives label  $branch_u(x) = 1$ , we have that  $p'$  is the number of nodes  $x$  in the path between  $r_u$  and  $v_{att}$  such that  $branch_u(x) = 1$ . Therefore,  $p' = p$ , where  $p$  is the value obtained in step “preparation” of procedure *ForgetNode*. Therefore, from Step “removing  $a$  from  $T_u$ ”,  $dist_v = p + dist_u = p' + dist_u = dist_s$ .

**Claim 8.**  $T_v$  and  $T_s$  are isomorphic and the labels of correspondent vertices of  $T_v$  and  $T_s$  are the same. That is,  $\ell_v(t_v) = \ell_s(t_s)$  for all internal vertex or edge  $t_v$  of  $T_v$  that has a corresponding vertex or edge  $t_s$  in  $T_s$ .

Let  $P_v(x, y)$  be a path of  $C_v$  such that  $x$  and  $y$  belongs to  $K_v$  and no other internal nodes of  $P_v(x, y)$  belongs to  $K_v$ . Since  $K_v = K_s$ , let  $P_s(x, y)$  be the corresponding path of  $C_s$  between  $x$  and  $y$ . Assume that the labels of  $P_v(x, y)$  and the labels of  $P_s(x, y)$  are given by the functions  $\ell_v$  and  $\ell_s$  respectively.

Since  $K_v \subseteq K_u$ , let  $P_u(x, y)$  be the corresponding path of  $C_u$  between  $x$  and  $y$  and let  $P^\circ(x, y)$  be the corresponding path in  $T^\circ$  between  $x$  and  $y$ .

We want to show that  $P_v(x, y) = P_s(x, y)$ . That is, the paths  $P_v(x, y)$  and  $P_s(x, y)$  have the same sequence of vertices and their labels, given by functions  $\ell_v$  and  $\ell_s$ , are the same. There are two cases to consider, (1)  $v_{att}$  is not an internal node of  $P_u(x, y)$  or (2)  $v_{att}$  is an internal node of  $P_u(x, y)$ .

**Case (1):** Assume that  $v_{att}$  is not an internal node of  $P_u(x, y)$ . From the Char procedure,  $P_s(x, y) = \text{Contr}(P^\circ(x, y))$  and  $P_u(x, y) = \text{Contr}(P^\circ(x, y))$ . From the Step “contracting the paths”  $P_v(x, y) = \text{Contr}(P_u(x, y))$ . Then, from item 1 of Lemma 16 (i.e., for any path  $P$ ,  $\text{Contr}(P) = \text{Contr}(\text{Contr}(P))$ ) and  $P_v(x, y) = \text{Contr}(P_u(x, y)) = P_s(x, y)$ .

**Case (2):** Assume that  $v_{att}$  is an internal node of  $P_u(x, y)$ . Consequently,  $K_v = K_s = K_u \setminus \{v_{att}\}$ . From the Char procedure we have that  $P_s(x, y) = \text{Contr}(P^\circ(x, y))$  and  $P_u(x, y) = \text{Contr}(P^\circ(x, v_{att}) \odot P^\circ(v_{att}, y))$ . Then, from Step “contracting the paths”  $P_v(x, y) = \text{Contr}(P_u(x, y))$ . From item 3 of Lemma 16 (i.e., for any path  $P_1 \odot P_2$  we have that  $\text{Contr}(P_1 \odot P_2) = \text{Contr}(\text{Contr}(P_1) \odot \text{Contr}(P_2))$ )  $P_v(x, y) = P_s(x, y)$ .

Therefore, for any pair of vertices  $x, y$  in  $K_v = K_s$  such that the path between  $x$  and  $y$  has no vertices in  $K_v = K_s$  we have that  $P_v(x, y) = P_s(x, y)$ . Hence,  $T_s$  is isomorphic to  $T_v$  and the labels of correspondent vertices of  $T_v$  and  $T_s$  are the same.

**Claim 9.**  $\sigma_v = \sigma_s$ ,  $\text{branch}_v = \text{branch}_s$ ,  $\text{out}_v = \text{out}_s$  and  $\text{father}_v = \text{father}_s$ .

It is easy to check that  $\sigma_v = \sigma_s$ , since  $T_s = T_v$  and  $\sigma_s$  can be obtained through  $\sigma_u$  by removing the mapping of  $v_{leaf}$  to  $a$ .

From Step “removing  $a$  from  $T_u$ ” we have that  $\text{branch}_v = \text{branch}_u$ . Then, from the induction hypothesis,  $\text{branch}_u(x) = 1$  if and only if  $x$  is a branching node of  $\text{cp}(T^\circ)$  in  $T'_u$ . Since  $T'_v$  is a subtree of  $T'_u$ ,  $\text{branch}_u(x) = \text{branch}_s(x)$  for all  $x \in V(T'_v)$ .

Recall that  $\text{out}_u(x)$  is the maximum number of branching nodes of  $\text{cp}(T^\circ)$  in  $T'_u$  between  $x$  and a leaf of  $T^\circ \setminus T'_u$  that does not have any internal node belonging to the set of vertices of  $T'_u$  and are not  $r'_u$ . Since  $T'_v$  is obtained from  $T'_u$  by removing the vertices of  $V(P(v_{leaf}, v_{att})) \setminus \{v_{att}\}$ , for any  $x \neq v_{att}$  we have that  $\text{out}_s(x) = \text{out}_u(x)$ .

There are two cases to consider to show that  $\text{out}_v(v_{att}) = \text{out}_s(v_{att})$ : (1)  $r'_u$  is an internal node of  $P(v_{att}, v_{leaf})$  in  $T'_u$  or (2)  $r'_u$  is not an internal node of  $P(v_{att}, v_{leaf})$  in  $T'_u$ .

**Case (1):** If  $r'_u$  is an internal node of  $P(v_{att}, v_{leaf})$ , then  $\text{out}_u(v_{att}) = \text{out}_s(v_{att})$ . Then, step “removing  $a$  from  $T_u$ ” ensures that  $\text{out}_v(v_{att}) = \text{out}_u(v_{att})$ .

**Case (2):** If  $r'_u$  is not an internal node of  $P(v_{att}, v_{leaf})$ , then  $\text{out}_s(v_{att})$  is given by  $\max\{\text{out}_u(v_{att}), \text{brheight}_T w\}$  where  $w$  is the neighbor of  $v_{att}$  in  $P(v_{att}, v_{leaf})$ . Then, step “removing  $a$  from  $T_u$ ” ensures that  $\text{out}_v(v_{att}) = \max\{\text{out}_u(v_{att}), \text{brheight}(w)\}$ .

In both cases, we have  $\text{out}_v(v_{att}) = \text{out}_s(v_{att})$ .

For any vertex  $x \in T'_u$ ,  $\text{father}_s(x) = 1$  if and only if  $x$  has a non-leaf child in  $T^\circ$ . Hence,  $\text{father}_s(x) = \text{father}_u(x)$ . Therefore, from the Step “removing  $a$  from  $T_u$ ” we have  $\text{father}_s(x) = \text{father}_v(x)$ .

This proves that  $C_v = C_s$ . Hence,  $C_v = \text{Char}((T^\circ, r^\circ, \sigma^\circ), X_v)$ . Moreover,  $C_v \in \text{FSC}_{k,q}(v)$  from step “updating  $\text{FSC}_{k,q}(v)$ ”.

Therefore this proves the lemma. For any  $q$ -branched partitioning tree  $(T^\circ, r^\circ, \sigma^\circ)$  of  $A_v$  with  $\Phi$ -width at most  $k$  we have that  $C_v = \text{Char}((T^\circ, r^\circ, \sigma^\circ), X_v) \in \text{FSC}_{k,q}(V)$ .

In other words,  $\text{FSC}_{k,q}(v)$  is a full set of  $(k, q)$ -characteristics of  $A_v$  restricted to  $X_v$ .  $\square$

**Theorem 29.** Procedure ForgetNode computes a full set of  $(k, q)$ -characteristics of  $A_v$  restricted to  $X_v$  in time that does not depend on  $|A|$ . That is the complexity

of procedure `ForgetNode` is bounded by a function  $f_f(k, q, k') = O\left((kqk')^3(60kqk')^{45kqk'}\right)$ , if  $q < \infty$ , or a function  $f'_f(k, k') = O\left((kk')^3(15kk')^{45kqk'}\right)$  otherwise.

*Proof.* From Theorem 28, procedure `ForgetNode` computes a full set of  $(k, q)$ -characteristics of  $A_v$  restricted to  $X_v$ . It remains to prove that this can be done in time that does not depend on  $|A|$ .

Assume that  $q < \infty$ , the case where  $q = \infty$  is similar and thus omitted.

For each element  $C_u = ((T_u, r_u, \sigma_u), \ell_u, K_u, dist_u, out_u, branch_u, father_u) \in \text{FSC}_{k,q}(u)$  steps 1 to 3 can be done in  $O(|T_u|)$ .

Contracting a path  $P$  can be done in  $O(|P|^3)$ , by taking all possible pairs of vertices and edges verifying if a contraction operation can be done between them. Hence, step 4 can be executed in  $O(|T_u|^3)$ .

Lastly, step 5 can be executed in  $O(1)$ .

Since the size and the number of elements in  $\text{FSC}_{k,q}(u)$  is bounded by  $f'(k, q, k') = O(kqk')$  and  $f(k, q, k') = O((60kqk')^{45kqk'})$  respectively from Lemma 21, we get the result. That is, the complexity of procedure `ForgetNode` is bounded by, if  $q < \infty$ :

$$f_f(k, q, k') = O\left(f(k, q, k') \cdot f'(k, q, k')^3\right) = O\left((kqk')^3(60kqk')^{45kqk'}\right).$$

If  $q = \infty$  then the complexity of procedure `ForgetNode` is bounded by:

$$f_f(k, k') = O\left(f(k, k') \cdot f'(k, k')^3\right) = O\left((kk')^3(15kk')^{45kqk'}\right).$$

□

## 6.4 Procedure `JoinNode`

Let  $v$  be a join node of  $D$ , let  $u, w$  be its children, let  $\text{FSC}_{k,q}(u)$  be a full set of characteristics of  $A_u$  restricted to  $X_u$ , and  $\text{FSC}_{k,q}(w)$  a full set of characteristics of  $A_w$  restricted to  $X_w$ .

*Remark 3.* Procedure `JoinNode` tries to merge the  $(k, q)$ -characteristics for  $X_u$  and  $X_w$  that share a same structure, in contrast with the procedure `JoinNode` from Section 4 that merges labeled partitioning trees for  $A_u$  and  $A_w$  that are isomorphic.

The *skeleton*  $\text{Sk}(C)$  of  $C = ((T', r', \sigma'), \ell', K', dist', out', branch', father')$  is the tree obtained from  $T'$  by contracting all vertices that are not in  $K'$  (these vertices have degree two, thus the notion of contraction is well defined). Therefore,  $V(\text{Sk}(C)) = K'$ . Two partitioning trees  $(T, r, \sigma)$  and  $(T', r', \sigma')$  are *isomorphic* if there is an one-to-one function  $\varphi : V(T) \rightarrow V(T')$  preserving the edges, such that  $\varphi(r) = r'$ , and moreover,  $\sigma'(\varphi(f)) = \sigma(f)$  for any leaf  $f$  of  $T$ .

The *structure*  $\text{Struct}(C)$  of a characteristic  $C$  is the partitioning tree obtained from  $\text{Sk}(C)$  by contracting all its vertices with degree two, different from the root. That is, we only keep branching nodes of  $T$  in  $\text{Struct}(C)$ , while keeping the same root and the same mapping over the leaves of the tree. For any characteristic  $C_u = ((T_u, r_u, \sigma_u), \ell_u, K_u, dist_u, out_u, branch_u, father_u) \in \text{FSC}_{k,q}(u)$  and  $C_w = ((T_w, r_w, \sigma_w), \ell_w, K_w, dist_w, out_w, branch_w, father_w) \in \text{FSC}_{k,q}(w)$ , with isomorphic structures and with  $dist_w = 0$  (if both have distance non-zero we do not do the procedure `JoinNode` with  $C_u$  and  $C_w$ , since

the roots  $r_u$  and  $r_v$  come from different branches of the partitioning tree), Procedure *JoinNode* proceeds as follows, repeating the five steps below, for any possible execution of Step 2. Roughly, it merges  $C_u$  and  $C_w$  to obtain  $C_v = ((T_v, r_v, \sigma_v), \ell_v, K_v, dist_v, out_v, branch_v, father_v)$ .

1. *identifying the structures:*

To obtain  $T_v$ , we start by a copy of  $T_u$  and a copy of  $T_w$ .

Then, for any vertex  $t' \in V(\text{Struct}(C_u)) = V(\text{Struct}(C_w))$ , let  $t_u$  be the corresponding vertex in  $T_u$ , and  $t_w$  be the corresponding vertex in  $T_w$ .

In  $T_v$ , we identify  $t_u$  with  $t_w$ .

Note that  $r_u$  and  $r_w$  are identified, let  $r_v$  be the resulting vertex.

Then, since  $dist_w = 0$ , we set  $dist_v \leftarrow dist_u$ .

2. *merging the paths:*

For any  $\{x, y\} \in E(\text{Struct}(C_u))$ , let  $x$  and  $y$  be vertices of  $T_u$  resulting of the identification of  $x_u$  with  $x_w$  and  $y_u$  with  $y_w$  respectively.

Currently in  $T_v$ , there are two paths between  $x$  and  $y$ , a path  $P_u$  (initially a path of  $T_u$ ) and a path  $P_w$  (initially a path of  $T_w$ ), these paths are vertex-disjoint except for  $x$  and  $y$ . Since internal vertices of  $P_u$  and  $P_w$  do not belong to  $V(\text{Struct}(C_u))$  nor to  $V(\text{Struct}(C_w))$ , any internal vertex (resp., edge) of both these paths defines the same partition  $\mathcal{P}$  of  $X_v$ .

Then, we replace  $P_u$  and  $P_w$  in  $T_v$  with a merging of  $P_u$  and  $P_w$  using the function  $F : (i, j) \rightarrow H_{\Phi}(i, j, \mathcal{P})$ .

3. *update of  $K_v$ :*

Roughly,  $K_v$  is obtained by taking  $K_u \cup K_w$  and some other vertices.

Formally, starting from  $K_v = \emptyset$ .

For any vertex  $x_v$  in  $T_v$  that results from the identification of  $x_u \in V(T_u)$  and  $x_w \in V(T_w)$  we set  $K_v \leftarrow K_v \cup \{x_v\}$ . In other words,  $x_u$  and  $x_w$  are either leaves of  $T_u$  and  $T_w$  or they are branching nodes of  $T_u$  and  $T_w$ , consequently they  $x_v$  is either a leaf or a branching node of  $T_v$ .

For any other vertex  $x_v$  in  $V(T_v)$ , assume that  $x_v$  is obtained through the merging of a path  $P_u$  of  $T_u$  and a path  $P_w$  of  $T_w$ , as described in the step “merging of paths”. Let  $x_u$  be the vertex of the extension of  $P_u$  used to generate  $x_v$  and  $x_w$  be the vertex of the extension of  $P_w$  used to generate  $x_v$  during the merging of  $P_u$  and  $P_w$ . Then, if  $x_u \in K_u$  or  $x_w \in K_w$ , then we set  $K_v \leftarrow K_v \cup \{x_v\}$ .

4. *update of labels:*

For any  $x_v \in V(\text{cp}(T_v))$ :

$$\begin{aligned} branch_v(x_v) &\leftarrow \max\{branch_u(x_u), branch_w(x_w)\}, \\ out_v(x_v) &\leftarrow \max\{out_u(x_u), out_w(x_w)\}, \\ father_v(x_v) &\leftarrow \max\{father_u(x_u), father_w(x_w)\}. \end{aligned}$$

For every  $x_v \in V(\text{cp}(T_v))$ , if  $branch_u(x_u) = branch_w(x_w) = 0$  and  $father_u(x_u) = father_w(x_w) = 1$ , then  $branch_v(x_v) \leftarrow 1$ .

For every  $x_v \in V(T_v)$  such that  $x_v$  is a leaf,  $\sigma_v(x_v) \leftarrow \sigma_u(x_u)$ .

5. *contracting the paths:*

$\forall x, y \in K_v$  and path  $P$  between  $x$  and  $y$  such that no internal vertices of  $P$  are in  $K_v$ ,  $P \leftarrow \text{Contr}(P)$ .

6. *update of  $\text{FSC}_{k,q}(v)$ :*

$\text{brheight}_T(r_v)$  is computable thanks to  $\text{out}_v$  and  $\text{branch}_v$ . If  $\text{dist}_v + \text{brheight}_T(r_v) \leq q$  and  $\ell_v(t) \leq k$  for any internal vertex  $t \in V(T_v)$ , and  $\ell_v(e) \leq k$  for any edge  $e \in E(T_v)$ , then  $\text{FSC}_{k,q}(v) \leftarrow \text{FSC}_{k,q}(v) \cup \{C_v\}$ .

The rest of this section is dedicated to proving Lemma 30.

**Lemma 30.** *JoinNode computes a full set of  $(k, q)$ -characteristics of  $A_v$  restricted to  $X_v$ .*

*Proof.* Since  $A_v = A_u \cup A_w$ ,  $A_v$  admits a  $q$ -branched partitioning tree with  $\Phi$ -width at most  $k$  only if  $A_u$  and  $A_w$  do. Therefore, we can assume that  $\text{FSC}_{k,q}(u) \neq \emptyset$  and  $\text{FSC}_{k,q}(w) \neq \emptyset$ , otherwise,  $A_v$  does not admit a  $q$ -branched partitioning tree with  $\Phi$ -width at most  $k$ , and  $\text{FSC}_{k,q}(v) = \emptyset$ .

To prove that the set  $\text{FSC}_{k,q}(v)$  is a full set of characteristics, we take any  $q$ -branched partitioning tree  $(T_v^\circ, r_v^\circ, \sigma_v^\circ)$  of  $A_v$  with  $\Phi$  width at most  $k$  and show that after procedure *JoinNode* finishes we have that  $\text{Char}((T_v^\circ, r_v^\circ, \sigma_v^\circ), X_v) \in \text{FSC}_{k,q}(v)$ .

Roughly, we show that there is there is a particular execution of step 2 of procedure *JoinNode* with two characteristics,  $C_u \in \text{FSC}_{k,q}(u)$  and  $C_w \in \text{FSC}_{k,q}(w)$ , resulting in  $C_v$  such that  $C_v = \text{Char}((T_v^\circ, r_v^\circ, \sigma_v^\circ), X_v)$ . A scheme of the proof of Lemma 30 can be found in Figure 8.

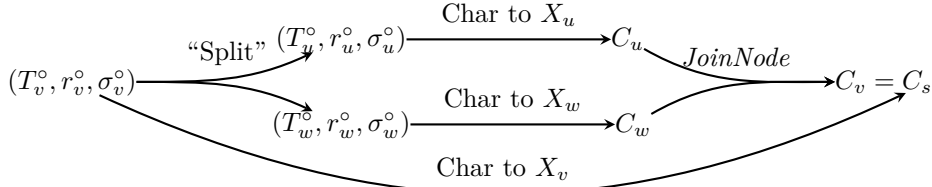


Figure 8: Scheme of proof of Lemma 30.

Let  $(T_v^\circ, r_v^\circ, \sigma_v^\circ)$  be any  $q$ -branched partitioning tree of  $A_v$  with  $\Phi$  width at most  $k$ . Let  $C_s = \text{Char}((T_v^\circ, r_v^\circ, \sigma_v^\circ), X_v)$ . That is,  $C_s = ((T_s, r_s, \sigma_s), \ell_s, K_s, \text{dist}_s, \text{out}_s, \text{branch}_s, \text{father}_s)$  is the  $(k, q)$ -characteristic of  $(T_v^\circ, r_v^\circ, \sigma_v^\circ)$  restricted to  $X_v$ .

Let  $T'_v$  be the smallest subtree of  $T_v^\circ$  spanning all leaves of  $T_v^\circ$  that map elements of  $X_v$ . Let  $r'_v$  be the vertex of  $T'_v$  that is closest to  $r_v^\circ$  in  $T_v^\circ$ . That is,  $T'_v$  and  $r'_v$  are the tree and the vertex obtained with the first step of procedure  $\text{Char}((T_v^\circ, r_v^\circ, \sigma_v^\circ), X_v)$ .

Let  $T_u^\circ$  (resp.  $T_w^\circ$ ) be the smallest subtree of  $T_v^\circ$  spanning all leaves of  $T_v^\circ$  that map elements of  $A_u$  (resp.  $A_w$ ) and let  $r_u^\circ$  (resp.  $r_w^\circ$ ) be the vertex of  $T_u^\circ$  (resp.  $T_w^\circ$ ) that is closest to  $r_v^\circ$  in  $T_v^\circ$ .

Since  $(D, \mathcal{X})$  is a nice decomposition of  $A$  we have that  $A_u \cap A_w = X_v$ . Therefore, we have that  $V(T_u^\circ) \cap V(T_w^\circ) = V(T'_v)$  and  $E(T_u^\circ) \cap E(T_w^\circ) = E(T'_v)$ .

Moreover, since  $A_v = A_u \cup A_w$ , we have that either  $(r_u^\circ = r_v^\circ$  and  $r_w^\circ = r'_v)$  or  $(r_w^\circ = r_v^\circ$  and  $r_u^\circ = r'_v)$ . W.l.o.g. assume that  $r_u^\circ = r_v^\circ$  and  $r_w^\circ = r'_v$ .

Then,  $(T_u^\circ, r_u^\circ, \sigma_u)$ , where  $\sigma_u$  is the restriction of  $\sigma_v$  over  $A_u$ , is a  $q$ -branched partitioning tree with  $\Phi$  width at most  $k$  for  $A_u$  and  $(T_w^\circ, r_w^\circ, \sigma_w)$ , where  $\sigma_w$  is the restriction of  $\sigma_v$  over  $A_w$ , is a  $q$ -branched partitioning tree with  $\Phi$  width at most  $k$  for  $A_w$ .

Let  $C_u = \text{Char}((T_u^\circ, r_u^\circ, \sigma_u), X_u)$  and  $C_w = \text{Char}((T_w^\circ, r_w^\circ, \sigma_w), X_w)$ , such that  $C_u = ((T_u, r_u, \sigma_u), \ell_u, K_u, \text{dist}_u, \text{out}_u, \text{branch}_u, \text{father}_u)$  and such that  $C_w = ((T_w, r_w, \sigma_w), \ell_w, K_w, \text{dist}_w, \text{out}_w, \text{branch}_w, \text{father}_w)$ . Since  $(T_u^\circ, r_u^\circ, \sigma_u)$  and  $(T_w^\circ, r_w^\circ, \sigma_w)$  are  $q$ -branched and with  $\Phi$  width at most  $k$ , we have that  $C_u \in \text{FSC}_{k,q}(u)$  and  $C_w \in \text{FSC}_{k,q}(w)$ . We want to show that there is an execution of procedure *JoinNode* on  $C_u$  and  $C_w$  generating  $C_v$  such that  $C_v = C_s$ .

In order to do that, we must first show that  $\text{Struct}(C_u)$  and  $\text{Struct}(C_w)$  are isomorph and that either  $\text{dist}_u = 0$  or  $\text{dist}_w = 0$ .

**Claim 10.** *Procedure JoinNode can be applied to  $C_u$  and  $C_w$ . That is,  $\text{Struct}(C_u)$  and  $\text{Struct}(C_w)$  are isomorph and either  $\text{dist}_u = 0$  or  $\text{dist}_w = 0$ .*

From the fact that  $X_v = X_u = X_w$ , we have that, in the first step of  $\text{Char}((T_u^\circ, r_u^\circ, \sigma_u), X_u)$  and  $\text{Char}((T_w^\circ, r_w^\circ, \sigma_w), X_w)$  the smaller subtree of  $T_u^\circ$  and  $T_w^\circ$  spanning all vertices in  $X_u = X_w = X_v$  is  $T'_v$ .

Since  $r'_v = r_w^\circ$ , from step 2 of the procedure  $\text{Char}((T_w^\circ, r_w^\circ, \sigma_w), X_w)$  we have that  $\text{dist}_w = 0$ .

We need to show that  $\text{Struct}(C_u)$  and  $\text{Struct}(C_w)$  are isomorph. From the definition of structure,  $\text{Struct}(C_u)$  is obtained from  $(\text{Sk}(C_u), r_u, \sigma_u)$  by taking contracting all vertices of degree two that are different from the root from  $\text{Sk}(C_u)$ . On the other hand,  $\text{Sk}(C_u)$  is the tree obtained from  $T_u$  by contracting all vertices that are not in  $K_u$ . Let  $\text{Struct}(C_u) = (T_u^r, r_u, \sigma_u)$  and  $\text{Struct}(C_w) = (T_w^r, r_w, \sigma_w)$ , where  $T_u^r$  and  $T_w^r$  are the trees obtained by contracting all vertices of degree two different from the root ( $r_u$  and  $r_w$  respectively) from  $\text{Sk}(C_u)$  and  $\text{Sk}(C_w)$  respectively.

Since,  $r'_v$  is the vertex of  $T'_v$  that is closest to  $r_u^\circ = r_v^\circ$  in  $T_u^\circ$ , we have that  $r_u = r'_v$ . Then, since  $r'_v = r_w$  we have that  $r_u = r_w$ .

Note that leaves of  $T'_v$  cannot be contracted, since they have degree one, in order to obtain  $T_u^r$  and  $T_w^r$ . In other words, if  $x$  is a leaf of  $T'_v$  we have that  $x \in T_u^r$  and  $x \in T_w^r$ . Therefore, from the step one of Char procedure we have that, for any leaf  $x \in V(T'_v)$ ,  $\sigma_u(x) = \sigma_v^\circ(x) = \sigma_w(x)$ .

Now we only need to show that the trees  $T_u^r$  and  $T_w^r$  are isomorph. In fact, we shall show that  $T_u^r = T_w^r$ .

Note that, from the steps one and six of the Char procedure,  $T_u$  (resp.  $T_w$ ) is obtained from  $T'_v$  by applying some contraction operations on vertices that are not in  $K_u$  (resp.  $K_w$ ), since they have degree two this is well defined. On the other hand,  $\text{Sk}(C_u)$  (resp.  $\text{Sk}(C_w)$ ) is the tree obtained from  $T_u$  by contracting all vertices with degree two that are not in  $K_u$  (resp.  $K_w$ ). Hence,  $\text{Sk}(C_u)$  (resp.  $\text{Sk}(C_w)$ ) can be obtained from  $T'_v$  by contracting all vertices that are not in  $K_u$  (resp.  $K_w$ ). Then,  $T_u^r$  (resp.  $T_w^r$ ) is obtained from  $\text{Sk}(C_u)$  (resp.  $\text{Sk}(C_w)$ ) by contracting all vertices of degree two which are different from the root  $r_u = r'_v$  (resp.  $r_w = r'_v$ ).

Since, both  $T_u^r$  and  $T_w^r$  are obtained from  $T'_v$  by contracting some vertices with degree two, we only need to show that the same vertices of  $T'_v$  are contracted to obtain  $T_u^r$  and  $T_w^r$ . That is, we only need to show that  $V(T_u^r) = V(T_w^r)$ .

In order to do that consider the following cases for  $x \in V(T'_v) \setminus \{r'_v\}$ : (1)  $x \notin K_u \cup K_w$ , (2)  $x \in K_u \setminus K_w$ , (3)  $x \in K_w \setminus K_u$  and (4)  $x \in K_u \cap K_w$ .

**Case 1:** If  $x \notin K_u \cup K_w$  then  $x$  has degree two in  $T'_v$  and it is contracted to obtain  $T_u^r$  and  $T_w^r$ . Hence,  $x \notin V(T_u^r)$  and  $x \notin V(T_w^r)$ .

**Case 2:** If  $x \in K_u \setminus K_w$ , then  $x$  is not a leaf of  $T'_v$ , is not the parent of a leaf in  $T'_v$ , is not a branching node of  $T'_v$  and it is not a branching node of  $\text{cp}(T_w^\circ)$ , otherwise  $x$  would be in  $K_w$ . Therefore,  $x$  has degree two in  $T'_v$ . Since,  $x$  is not  $r'_v$  we have that  $x$  is contracted in the process to obtain  $T_u^r$  from  $\text{Sk}(C_u)$ . In other words,  $x \notin V(T_u^r)$ . On the other hand,  $x \notin K_w$ , hence  $x \notin V(\text{Sk}(C_w))$  and, consequently,  $x \notin V(T_w^r)$ .

**Case 3:** This case is similar to Case 2 with the role of  $K_u$  and  $K_w$  reversed. If  $x \in K_w \setminus K_u$ , then  $x$  is not a leaf of  $T'_v$ , is not the parent of a leaf in  $T'_v$ , is not a branching node of  $T'_v$  and it is not a branching node of  $\text{cp}(T_u^\circ)$ , otherwise  $x$  would be in  $K_u$ . Therefore,  $x$  has degree two in  $T'_v$ . Since,  $x$  is not  $r'_v$  we have that  $x$  is contracted in the process to obtain  $T_w^r$  from  $\text{Sk}(C_w)$ . In other words,  $x \notin V(T_w^r)$ . On the other hand,  $x \notin V(\text{Sk}(C_u))$  and, consequently  $x \notin V(T_u^r)$ .

**Case 4:** If  $x \in K_u \cap K_w$ , then  $x \in \text{Sk}(C_u)$  and  $x \in \text{Sk}(C_w)$ . Moreover, either  $x$  is a leaf of  $T'_v$ , is the parent of a leaf in  $T'_v$ , is a branching node of  $T'_v$ , or is a branching node of  $\text{cp}(T_u^\circ)$  and  $\text{cp}(T_w^\circ)$ .

If  $x$  is a leaf of  $T'_v$ , then  $x$  has degree one in  $T'_v$  and, hence,  $x \in V(T_u^r)$  and  $x \in V(T_w^r)$ .

If  $x$  is not a leaf of  $T'_v$ , then  $x$  has degree two in  $\text{Sk}(C_u)$  if and only if  $x$  has degree two in  $\text{Sk}(C_w)$ . This is due to the fact that, by contracting vertices of degree two of a tree, we do not change the degrees of the remainder vertices.

This shows that  $V(T_u^r) = V(T_w^r)$ . From the fact that  $T_u^r$  and  $T_w^r$  are both obtained from  $T'_v$  by contraction of vertices of degree two we get the result. That is,  $\text{Struct}(C_u)$  and  $\text{Struct}(C_w)$  are isomorph.

Therefore, there is an execution of procedure *JoinNode* where  $C_u$  is merged with  $C_w$ . Let  $C_v = ((T_v, r_v, \sigma_v), \ell_v, K_v, \text{dist}_v, \text{out}_v, \text{branch}_v, \text{father}_v)$  be the result of a particular execution of procedure *JoinNode* on  $C_u$  and  $C_w$ , that will be explained later in this proof.

We want to show that  $C_v = C_s$ .

#### How $C_v$ is obtained.

We need to specify how procedure *JoinNode* merges the paths in  $T_u$  with the paths in  $T_w$ . That is, we need to specify how step “merging the paths” proceeds to merge the paths of  $T_u$  and  $T_w$  to obtain  $T_v$ . In order to do that, we first show how paths in  $T_v^\circ$  with labels given by the function  $\Phi$  can be seen as mergings of the corresponding paths in  $T_u^\circ$  and  $T_w^\circ$ .

Let  $\{x, y\}$  be any edge in  $E(\text{Struct}(C_u)) = E(\text{Struct}(C_w))$ . We have that, in  $T'_v$ , all the internal vertices and edges on the path  $P'_v(x, y)$  between  $x$  and  $y$  define the same partition  $\mathcal{T}$  of  $X_v$ , since the vertices have degree two. Let  $P_v^\circ(x, y)$ ,  $P_u^\circ(x, y)$  and  $P_w^\circ(x, y)$  be the paths between  $x$  and  $y$  in  $T_v^\circ$ ,  $T_u^\circ$  and  $T_w^\circ$  respectively. Note that the internal vertices and edges of these paths define the same partition  $\mathcal{T}$  of  $X_v$ .

For any internal vertex or edge  $x'$  of  $P_v^\circ(x, y)$  let  $\mathcal{P}(x')$  be the partition of  $A_v$  defined by  $x'$ . Then, in  $T_u^\circ$  and in  $T_w^\circ$ , the vertex or edge  $x'$  defines the partition  $\mathcal{P}(x') \cap A_u$  of  $A_u$  and  $\mathcal{P}(x') \cap A_w$  of  $A_w$  respectively. Since  $\Phi$  is compatible with  $(D, \mathcal{X})$ , we have that there is a function  $H_\Phi$  such that for any partition  $\mathcal{P}$  of  $A_v$  it is true that  $\Phi_{A_v}(\mathcal{P}) = H_\Phi(\Phi_{A_u}(\mathcal{P} \cap A_u), \Phi_{A_w}(\mathcal{P} \cap A_w), \mathcal{P} \cap X_v)$ . Therefore, for any internal vertex or edge  $x'$  of  $P_v^\circ(x, y)$  we have that  $\Phi_{A_v}(\mathcal{P}(x')) = H_\Phi(\Phi_{A_u}(\mathcal{P}(x') \cap A_u), \Phi_{A_w}(\mathcal{P}(x') \cap A_w), \mathcal{T})$ . Hence, the labeled path  $P_v^\circ(x, y)$  with labels given by the function  $\Phi$  can be obtained by the merging of the path  $P_u^\circ(x, y)$  and  $P_w^\circ(x, y)$ , both with labels given by  $\Phi$ , under the function  $F(i, j) = H_\Phi(i, j, \mathcal{T})$ . Since  $|V(P_u^\circ(x, y))| = |V(P_w^\circ(x, y))|$ , the extensions of  $P_u^\circ(x, y)$  and  $P_w^\circ(x, y)$  used in the merging are simply  $P_u^\circ(x, y)$  and  $P_w^\circ(x, y)$  themselves. In other words, we can merge the paths  $P_u^\circ(x, y)$  and  $P_w^\circ(x, y)$  under the function  $F$  to obtain the path  $P_v^\circ(x, y)$ .

Let  $P_u(x, y)$  (resp.  $P_w(x, y)$ ) be the path between  $x$  and  $y$  in  $T_u$  (resp.  $T_v$ ). In step “merging the paths” of procedure *JoinNode*, the path  $P_u(x, y)$  is merged with the path  $P_w(x, y)$ . From the Char procedure, we have that  $P_u(x, y)$  (resp.  $P_w(x, y)$ ) is obtained from  $P_u^\circ(x, y)$  (resp.  $P_w^\circ(x, y)$ ) by applying some contraction operations. Then, let  $P_v(x, y)$  be a merging of  $P_u(x, y)$  with  $P_w(x, y)$  under the function  $F$  such that  $P_v^\circ(x, y)$  respects<sup>2</sup>  $P_v(x, y)$ . Roughly, this means that the vertices and edges of  $P_v(x, y)$ , which is a merging of  $P_u(x, y)$  and  $P_w(x, y)$  under the function  $F$ , have “equivalent” vertices in  $P_v^\circ(x, y)$ , which is a merging of  $P_u^\circ(x, y)$  and  $P_w^\circ(x, y)$  under the same function  $F$ .

Since procedure *JoinNode* tries all possible ways of merging  $P_u(x, y)$  and  $P_w(x, y)$  for all  $\{x, y\} \in E(\text{Struct}(C_u))$ , we have that there is an execution of procedure *JoinNode* where for all  $\{x, y\} \in E(\text{Struct}(C_u))$  the path  $P_v(x, y)$  obtained through the merging of  $P_u(x, y)$  and  $P_w(x, y)$  under  $F$  is respected by  $P_v^\circ(x, y)$ .

Let  $T_v$  be the tree obtained by such execution of procedure *JoinNode*.

To show that  $C_v$ , obtained through this particular execution of procedure *JoinNode*, is equal to  $C_s = \text{Char}((T_v^\circ, r_v^\circ, \sigma_v^\circ), X_v)$ , we start by showing that  $T_v$  is isomorph to  $T_s$ .

**Claim 11.**  *$T_v$  and  $T_s$  are isomorphic and the labels of correspondent vertices of  $T_v$  and  $T_s$  are the same. That is,  $\ell_v(t_v) = \ell_s(t_s)$  for all internal vertex or edge  $t_v$  of  $T_v$  that has a corresponding vertex or edge  $t_s$  in  $T_s$ .*

In the following consider that the labels of a tree are given by either the associated function  $\ell$  or by  $\Phi$  if the tree has no associated function  $\ell$ . That is, the labels of  $T_u, T_w, T_s$  and  $T_v$  are given by  $\ell_u, \ell_w, \ell_s$  and  $\ell_v$ , while the labels of  $T_v^\circ, T_v', T_u^\circ$  and  $T_w^\circ$  are given by the function  $\Phi$ .

Note that from the fact that  $T_v$  is obtained by merging paths  $P_u(x, y)$  and  $P_w(x, y)$  for every edge  $\{x, y\} \in E(\text{Struct}(C_u))$  we have that the tree obtained by contracting all vertices of degree two in  $T_v$  is isomorph to the tree in  $\text{Struct}(C_u)$ .

As explained above, for any edge  $\{x, y\} \in E(\text{Struct}(C_u))$  to obtain  $T_v$  we first merge the paths  $P_u(x, y)$  and  $P_w(x, y)$  obtaining  $P_v(x, y)$  and then we apply some contraction operations on  $P_v(x, y)$  (step “contracting the paths”) obtaining  $P_v^c(x, y)$ . More precisely, let  $(x_1, \dots, x_z)$  be the sequence of vertices in the path from  $x$  to  $y$  in the tree obtained immediately after step “merging the paths” of procedure *JoinNode* that are in  $K_v$ . That is,  $P_v(x, y)$  can be

<sup>2</sup>For the definition of “respect” see “Merging of Labeled Paths” in Section 5.

written as  $P_v(x, x_1) \odot P_v(x, x_2) \odot \cdots \odot P_v(x_z, y)$  where  $x_i \in K_v$ , for  $1 \leq i \leq z$ . Then,  $P_v(x, y)$  is replaced by  $\text{Contr}(P_v(x, x_1)) \odot \text{Contr}(P_v(x_1, x_2)) \odot \cdots \odot \text{Contr}(P_v(x_z, y))$ . Let  $P_v^c(x, y) = \text{Contr}(P_v(x, x_1)) \odot \text{Contr}(P_v(x, x_2)) \odot \cdots \odot \text{Contr}(P_v(x_z, y))$ . Hence, for each  $\{x, y\} \in E(\text{Struct}(C_u))$  we have that  $P_v^c(x, y)$  is the path in  $T_v$  between  $x$  and  $y$ .

Note that,  $K_s = K_u \cup K_w$ . Since, the only case where  $x \in K_s$  and  $x \notin K_u$  is when  $x$  is not a leaf of  $T'_v$ , nor the parent of a leaf of  $T'_v$ , nor a branching node of  $\text{cp}(T_u^\circ)$ , but it is a branching node of  $\text{cp}(T_v^\circ)$ . Therefore,  $x$  is a branching node of  $\text{cp}(T_w^\circ)$  and, hence,  $x \in K_w$ .

On the other hand, the path  $P_s(x, y)$  between  $x$  and  $y$  in  $C_s$  is obtained from  $P_v^\circ(x, y)$  by applying some contraction operations. That is, let  $(x_1^s, \dots, x_z^s)$  be the sequence of vertices in the path from  $x$  to  $y$  in  $T_v^\circ$  that are in  $K_s$ , then  $P_s(x, y)$  can be written as  $\text{Contr}(P_v^\circ(x, x_1^s)) \odot \text{Contr}(P_v^\circ(x_1^s, x_2^s)) \odot \cdots \odot \text{Contr}(P_v^\circ(x_z^s, y))$ .

Then, this proof essentially follows from Lemma 18 when applied to  $P_v^\circ(x, y)$  and  $P_v(x, y)$ . That is, we consider  $P_v^\circ(x, y)$  as  $M$  where  $P$  and  $Q$  are  $P_u^\circ(x, y)$  and  $P_w^\circ(x, y)$ , respectively.  $P_v(x, y)$  takes the role as  $M^c$  where  $P^c$  and  $Q^c$  are  $P_u(x, y)$  and  $P_w(x, y)$  respectively. Finally, we set  $K_p$  as the set  $K_u$  and  $K_q$  as the set  $K_w$ . Then, Lemma 18 guarantees that  $\text{Contr}(P_v(x, x_1)) = \text{Contr}(P_v^\circ(x, x_1^s))$ ,  $\text{Contr}(P_v(x_z, y)) = \text{Contr}(P_v^\circ(x_z^s, y))$  and, for all  $1 \leq i \leq z - 1$ ,  $\text{Contr}(P_v(x_i, x_{i+1})) = \text{Contr}(P_v^\circ(x_i^s, x_{i+1}^s))$ . Therefore, since  $P_s(x, y) = \text{Contr}(P_v^\circ(x, x_1^s)) \odot \text{Contr}(P_v^\circ(x_1^s, x_2^s)) \odot \cdots \odot \text{Contr}(P_v^\circ(x_z^s, y))$  and  $P_v^c(x, y) = \text{Contr}(P_v(x, x_1)) \odot \text{Contr}(P_v(x, x_2)) \odot \cdots \odot \text{Contr}(P_v(x_z, y))$ , we get the result. That is,  $P_v^c(x, y) = P_s(x, y)$ .

Therefore  $T_v$  and  $T_s$  are isomorph and for all internal vertices or edges  $t_v$  of  $T_v$  with a correspondent vertex or edge  $t_s$  of  $T_s$  we have that  $\ell_v(t_v) = \ell_s(t_s)$ .

Since  $T_v$  and  $T_s$  are isomorph, for every vertex  $x_s \in T_s$ , let  $x_v$  be its correspondent in  $T_v$ . To make the rest of this proof easier to read, we abuse the notation to say that  $x_s = x_v$ . We now prove that  $r_v = r_s$  and that  $K_v = K_s$ .

**Claim 12.**  $r_v = r_s$  and  $K_v = K_s$ .

From step “identifying the structures” we have that  $r_v = r_u$ . We have that  $r_u = r'_v$  from step one of the Char procedure to obtain  $C_u$ . Then, by the fact that  $r_s = r'_v$  from step one of the Char procedure to obtain  $C_s$ , we have that  $r_s = r_v$ .

Let  $x_s$  be a vertex of  $T_s$  that is not the root of  $T_s$ . Since  $T_v$  is isomorph to  $T_s$ , set  $x_v$  be the corresponding vertex of  $x_s$  in  $T_v$ . To show that  $K_s = K_v$ , there are a few cases to consider: (1)  $x_s$  is a leaf of  $T'_v$ , (2)  $x_s$  is a branching node of  $T'_v$ , (3)  $x_s$  is the parent of a leaf in  $T'_v$ , (4)  $x_s$  is a branching node of  $\text{cp}(T_v^\circ)$ , (5) otherwise. That is, cases (1) to (4) are all the cases when  $x_s \in K_s$ , while, in case (5),  $x_s \notin K_s$ . We want to show that  $x_s \in K_s$  if and only if  $x_v \in K_v$ .

**Case (1):** If  $x_s$  is a leaf of  $T'_v$ , then  $x_s$  has degree one in  $T'_v$ . Therefore,  $x_s$  is a vertex of  $\text{Struct}(C_u)$  and  $\text{Struct}(C_w)$ . Then, during step “identifying the structures”  $x_v$  is obtained through the identification of  $x_s \in V(\text{Struct}(C_u))$  and  $x_s \in V(\text{Struct}(C_w))$ . Hence, during step “update of  $K_v$ ” we have that  $x_v$  is put into  $K_v$ . That is,  $x_v \in K_v$ .

**Case (2):** If  $x_s$  is a branching node of  $T'_v$ , then  $x_s$  has degree at least three in  $T'_v$ . Therefore,  $x_s$  is a vertex of  $\text{Struct}(C_u)$  and  $\text{Struct}(C_w)$ . Then, during step “identifying the structures”  $x_v$  is obtained through the identification

of  $x_s \in V(\text{Struct}(C_u))$  and  $x_s \in V(\text{Struct}(C_w))$ . Hence, during step “update of  $K_v$ ” we have that  $x_v$  is put into  $K_v$ . That is,  $x_v \in K_v$ .

**Case (3):** If  $x_s$  is the parent of a leaf in  $T'_v$  and its not a branching node of  $T'_v$ , then  $x_s$  has degree two in  $T'_v$ . Since  $x_s$  has degree two in  $T'_v$  we have that  $x_s \notin V(\text{Struct}(C_u))$ . Therefore,  $x_v$  obtained during step “merging the path”. That is,  $x_v$  is obtained through the merging of two vertices  $x_u \in T_u$  and  $x_w \in T_w$ .

Let  $\{x, y\} \in E(\text{Struct}(C_u))$  be two vertices such that  $x_s$  is an internal vertex on the path  $P_v^\circ(x, y)$  from  $x$  to  $y$  in  $T_v^\circ$ . Then,  $x_v$  is obtained through the merging  $P_u(x, y)$  and  $P_w(x, y)$ . Let  $P_v(x, y)$  be the resulting path. Recall that  $P_v^\circ(x, y)$  can be written as a merging of the paths  $P_u^\circ(x, y)$  and  $P_w^\circ(x, y)$ . From the construction of  $C_v$  we have that  $P_v(x, y)$  is respected by  $P_v^\circ(x, y)$ .

Then,  $x_s \in V(T_v^\circ)$  is the result of matching the vertex  $x_u = x_s \in T_u^\circ$  with the vertex  $x_w = x_s \in T_w^\circ$ . On the other hand, since  $P_v(x, y)$  is respected by  $P_v^\circ(x, y)$ , we have that  $x_v$  is obtained through the merging of  $x_u \in T_u$  and  $x_w \in T_w$ .

From the Char procedure, since  $x_s$  is the parent of a leaf in  $T'_v$ , we have that  $x_u \in K_u$  and  $x_w \in K_w$ . Then, since  $x_u \in K_u$  and  $x_w \in K_w$ , step “update of  $K_v$ ” ensures that  $x_v \in K_v$ .

**Case (4):** If  $x_s$  is a branching node of  $\text{cp}(T_v^\circ)$  and  $x_s$  is not the parent of a leaf in  $T'_v$  and its not a branching node of  $T'_v$ , then  $x_s$  has degree two in  $T'_v$  and  $x_s$  has a non leaf child in  $T'_v$ . Since  $x_s$  is a branching node of  $\text{cp}(T_v^\circ)$  and has degree two in  $T'_v$ ,  $x_s$  has at least one non leaf child in  $V(T_v^\circ) \setminus V(T'_v)$ . Let  $x'_s$  be this child. Therefore, from the fact that  $V(T_v^\circ) = V(T_u^\circ) \cup V(T_w^\circ)$  we have that  $x'_s$  is either in  $V(T_u^\circ)$  or in  $V(T_w^\circ)$ . W.l.o.g. assume that  $x'_s \in V(T_u^\circ)$ , hence  $x'_s$  is a branching node of  $\text{cp}(T_u^\circ)$ . Consequently, from the Char procedure to obtain  $C_v$ ,  $x'_s \in K_u$ . Note that, from step “update of  $K_v$ ” if  $x_v$  is obtained by merging (or matching) a vertex  $x_u$  and  $x_w$ , then  $x_v \in K_v$  if either  $x_u \in K_u$  or  $x_w \in K_w$ . Then, the rest of this proof is similar to Case (3) and thus omitted.

**Case (5):** If  $x_s \notin K_s$ , then  $x_s$  has degree two in  $T'_v$ ,  $x_s \notin K_u$  and  $x_s \notin K_w$ . Hence, following the same reasoning in Case (3), we have that  $x_v$  is obtained through the merging (or matching) of  $x_u \notin K_u$  and  $x_w \notin K_w$ . Therefore, from step “update of  $K_v$ ” we have that  $x_v \notin K_v$ .

Therefore,  $x_v \in K_v$  if and only if  $x_s \in K_s$ .

Considering the previous claims, we only need to prove the following claim in order to show that  $C_v = C_s$ .

**Claim 13.**  $\text{dist}_s = \text{dist}_v$ .

For all leaves  $x_s \in V(T_s)$  we have that  $\sigma(x_v) = \sigma(x_s)$ .

For all vertices  $x_s \in V(\text{cp}(T_s))$  we have that:

$$\begin{aligned} \text{out}_s(x_s) &= \text{out}_v(x_v); \\ \text{branch}_s(x_s) &= \text{branch}_v(x_v); \\ \text{father}_s(x_s) &= \text{father}_v(x_v). \end{aligned}$$

From step “identifying the structures” we have that  $dist_v = dist_u$ . Note that  $dist_s$  is the number of branching nodes of  $T_v^\circ$  between  $r_v^\circ$  and  $r'_v$ . On the other hand,  $dist_u$  is the number of branching nodes of  $T_u^\circ$  between  $r_u^\circ$  and  $r'_u$ . Since  $r_u^\circ = r_v^\circ$  and the path  $P_v^\circ(r_v^\circ, r'_v)$ , the path between  $r_v^\circ$  and  $r'_v$  in  $T_v^\circ$ , is equal to the path  $P_u^\circ(r_u^\circ, r'_u)$ , the path between  $r_u^\circ$  and  $r'_u$  in  $T_u^\circ$ , we get that  $dist_u = dist_s$ . Therefore,  $dist_v = dist_s$ .

Let  $x_s$  be a leaf of  $T_s$  and  $x_v$  be its corresponding vertex in  $T_v$ . Since  $x_s$  is a leaf of  $T_s$ , it is also a leaf in  $T'_v$ . Note that, from the definition of  $(T_v^\circ, r_v^\circ, \sigma_v^\circ)$  and  $(T_u^\circ, r_u^\circ, \sigma_u^\circ)$ , we have that  $\sigma_v^\circ(x_s) = \sigma_u^\circ(x_s)$ . On the one hand, we have that, from the fact that  $C_s = \text{Char}((T_v^\circ, r_v^\circ, \sigma_v^\circ), X_v)$ ,  $\sigma_s(x_s) = \sigma_v^\circ(x_s)$ . On the other hand, from the  $C_u = \text{Char}((T_u^\circ, r_u^\circ, \sigma_u^\circ), X_u = X_v)$ , we have that  $\sigma_u(x_s) = \sigma_u^\circ(x_s)$ . Therefore,  $\sigma_u(x_s) = \sigma_s(x_s)$ . Note that, since  $x_s$  is a leaf in  $T'_v$ ,  $x_s \in V(\text{Struct}(C_u) = V(\text{Struct}(C_w)))$ . Therefore,  $x_v$  is obtained through the identification of  $x_s = x_u \in V(\text{Struct}(C_u))$  and  $x_s = x_w \in V(\text{Struct}(C_w))$ . Then, during step “update of labels” of procedure *JoinNode*,  $\sigma_v(x_v)$  is set to be  $\sigma_u(x_u = x_s)$ . Hence, we get the result. That is, for every leaf  $x_s \in V(T_s)$  we have that  $\sigma(x_v) = \sigma(x_s)$ .

Let  $x_s$  be a vertex of  $\text{cp}(T_s)$ . That is,  $x_s$  is an internal vertex of  $T_s$ . Let  $x_v$  be its correspondent vertex in  $T_v$  with  $x_u$  and  $x_w$  being the vertices of  $T_u$  and  $T_w$  used to create  $x_v$ . In other words,  $x_v$  is obtained from the merging of  $x_u$  and  $x_w$  or from the identification of  $x_u$  with  $x_w$ .

In  $C_s$ ,  $out_s(x_s)$  is the maximum number of branching nodes in a path of  $T_v^\circ$  between  $x_s$  and a leaf in  $V(T_v^\circ) \setminus V(T'_v)$  with no internal vertices belonging to  $V(T'_v)$ . Then, let  $P(x_s, l)$  be any path of  $T_v^\circ$  between  $x_s$  and a leaf in  $V(T_v^\circ) \setminus V(T'_v)$  such that the number of branching nodes in this path is maximum and with no internal vertex of  $P(x_s, l)$  belonging to  $T'_v$ . We have that  $V(P(x_s, l)) \setminus \{x_s\}$  is entirely contained in  $V(T_v^\circ) \setminus V(T'_v)$ .

Since  $T_u^\circ$  and  $T_w^\circ$  are subtrees of  $T_v^\circ$  such that  $V(T_u^\circ) \cup V(T_w^\circ) = V(T_v^\circ)$ , we have that either  $l \in V(T_u^\circ)$  or  $l \in V(T_w^\circ)$ , but not both since  $l \notin V(T'_v) = V(T_u^\circ) \cap V(T_w^\circ)$ . Therefore,  $V(P(x_s, l)) \setminus \{x_s\} \subseteq V(T_u^\circ) \setminus V(T'_v)$  or  $V(P(x_s, l)) \setminus \{x_s\} \subseteq V(T_w^\circ) \setminus V(T'_v)$ . That is, if  $l \in V(T_u^\circ)$ , then  $P(x_s, l)$  is a path of  $T_u^\circ$  that starts in  $x_s$  does not pass through any vertex in  $T'_v$  and ends in  $l$ , otherwise  $P(x_s, l)$  is a path of  $T_w^\circ$  that starts in  $x_s$  does not pass through any vertex in  $T'_v$  and ends in  $l \in V(T_w^\circ)$ .

If  $l \in V(T_u^\circ)$ , from the fact that  $C_u = \text{Char}((T_u^\circ, r_u^\circ, \sigma_u^\circ), X_u = X_v)$ , then  $out_u(x_u) = out_s(x_s)$ . If  $l \in V(T_w^\circ)$ , from the fact that  $C_w = \text{Char}((T_w^\circ, r_w^\circ, \sigma_w^\circ), X_w = X_v)$ , then  $out_w(x_w) = out_s(x_s)$ .

Moreover, for all leaves  $l \in V(T_u^\circ) \setminus V(T'_v)$ , the paths  $P(x_s, l)$  in  $T_u^\circ$  such that  $P(x_s, l)$  has no internal vertex in  $T'_v$  are all paths in  $T_v^\circ$  that do not pass through any vertex in  $T'_v$ . Hence,  $out_u(x_u) \leq out_s(x_s)$ .

Similarly, for all leaves  $l \in V(T_w^\circ) \setminus V(T'_v)$ , the paths  $P(x_s, l)$  in  $T_w^\circ$  such that  $P(x_s, l)$  has no internal vertex in  $T'_v$  are all paths in  $T_v^\circ$  that do not pass through any vertex in  $T'_v$ . Hence,  $out_w(x_w) \leq out_s(x_s)$ .

Therefore, from step “update of labels”, we have that  $out_v(x_v) = \max\{out_u(x_u), out_w(x_w)\} = out_s(x_s)$ .

If  $branch_s(x_s) = 1$ , then  $x_s$  is a branching node of  $\text{cp}(T_v^\circ)$ . Therefore, either (1)  $x_s$  is a branching node in  $\text{cp}(T_u^\circ)$ , (2)  $x_s$  is a branching node in  $\text{cp}(T_w^\circ)$ , or (3)  $x_s$  has exactly one non leaf child in  $T_u^\circ$  and exactly one non leaf child in  $T_w^\circ$ .

**Case 1:** If  $x_s$  is a branching node in  $\text{cp}(T_u^\circ)$ , then  $x_s \in K_s \cap K_u$ . Hence,  $x_s$  is not contracted during  $\text{Char}((T_u^\circ, r_u^\circ, \sigma_u^\circ), X_u)$  in order to obtain  $T_u$ , that is  $x_u = x_s \in V(T_u)$ .

To obtain  $T_v$  we merge the paths in  $T_u$  and  $T_w$  in such a way that each path merged is respected by the corresponding path in  $T'_v$ . Hence,  $x_v$  is obtained through the merging of  $x_u = x_s$  and  $x_w$ . Since, from  $\text{Char}((T_u^\circ, r_u^\circ, \sigma_u^\circ), X_u)$ ,  $\text{branch}_u(x_u) = 1$  and  $\text{branch}_v(x_v) = \max\{\text{branch}_u(x_u), \text{branch}_w(x_w)\}$ . Since  $\text{branch}_w(x_w) \leq 1$ , we have that  $\text{branch}_v(x_v) = \text{branch}_s(x_s)$ .

**Case 2:** Similar to case (1), by exchanging the roles of  $x_u$  and  $x_w$ , and thus omitted.

**Case 3:** If  $x_s$  has exactly one non leaf child in  $T_u^\circ$  and exactly one non leaf child in  $T_w^\circ$ . Therefore, by the Char procedure, we have that  $\text{father}_u(x_s = x_u) = 1$  and  $\text{father}_w(x_s = x_w) = 1$ . Then, we have that  $\text{father}_u(x_u) = 1$  and  $\text{father}_w(x_w) = 1$ . Hence, during step “update of labels”,  $\text{branch}_v(x_v)$  receives the value 1, since  $\text{branch}_u(x_u) = \text{branch}_w(x_w) = 0$  and  $\text{father}_u(x_u) = \text{father}_w(x_w) = 1$ .

If  $\text{branch}_s(x_s) = 0$ , then  $x_s$  is not a branching node of  $\text{cp}(T_v^\circ)$ . Hence,  $x_s$  is neither a branching node of  $\text{cp}(T_u^\circ)$  nor a branching node of  $\text{cp}(T_w^\circ)$ . Moreover,  $x_s$  has no non leaf children in  $T_u^\circ$  and no non leaf children in  $T_w^\circ$ . Therefore,  $\text{branch}_u(x_s = x_u) = \text{branch}_w(x_s = x_w) = 0$  and  $\text{father}_u(x_s = x_u) = \text{father}_w(x_s = x_w) = 0$ . Then, during step “update of labels”,  $\text{branch}_v(x_v) = \max\{\text{branch}_u(x_u), \text{branch}_w(x_w)\} = 0$ .

Hence, we get the result. That is, for all  $x_s \in V(\text{cp}(T_s))$ , we have that  $\text{branch}_v(x_v) = \text{branch}_s(x_s)$ .

Now it remains to show that for all  $x_s \in V(\text{cp}(T_s))$  we have that  $\text{father}_v(x_v) = \text{father}_s(x_s)$ .

This proof is similar to the proof that if  $\text{branch}_s(x_s) = \text{branch}_v(x_v) = 0$ , since  $\text{father}_s(x_s) = 0$  implies that  $x_s$  has no non leaf children in  $V(T_v^\circ) \setminus V(T'_v)$ . Hence,  $x_s$  has no non leaf children in  $V(T_u^\circ) \setminus V(T'_v)$  nor in  $V(T_w^\circ) \setminus V(T'_v)$ .

If  $\text{father}_s(x_s) = 0$ , then  $x_s$  is not a branching node of  $\text{cp}(T_v^\circ)$ . Hence,  $x_s$  is neither a branching node of  $\text{cp}(T_u^\circ)$  nor a branching node of  $\text{cp}(T_w^\circ)$ . Moreover,  $x_s$  has no non leaf children in  $T_u^\circ$  and no non leaf children in  $T_w^\circ$ . Therefore,  $\text{father}_u(x_u) = \text{father}_w(x_w) = 0$ . Then, during step “update of labels”,  $\text{father}_v(x_v) = \max\{\text{father}_u(x_u), \text{father}_w(x_w)\} = 0$ .

If  $\text{father}_s(x_s) = 1$ , then  $x_s$  has either a non leaf child in  $V(T_u^\circ) \setminus V(T'_v)$  or a non leaf child in  $V(T_w^\circ) \setminus V(T'_v)$ . Hence,  $\text{father}_u(x_u) = 1$  or  $\text{father}_w(x_w) = 1$ . Then, during step “update of labels”,  $\text{father}_v(x_v) = \max\{\text{father}_u(x_u), \text{father}_w(x_w)\} = 1$ .

Hence, we get the result. That is, for all  $x_s \in V(\text{cp}(T_s))$ , we have that  $\text{father}_v(x_v) = \text{father}_s(x_s)$ .

This concludes the proof that  $C_v$  obtained through this execution of procedure *Join-Node* on  $C_u \in \text{FSC}_{k,q}(u)$  and  $C_w \in \text{FSC}_{k,q}(w)$  is such that  $C_v = C_s = \text{Char}((T_v^\circ, r_v^\circ, \sigma_v^\circ), X_v)$ .

It remains to show that  $C_v$  is put in  $\text{FSC}_{k,q}(v)$  by procedure *JoinNode*. By Lemma 20,  $C_v$  is a  $(k, q)$ -characteristic of  $A_v$  restricted to  $X_v$ . Hence,  $\text{brheight}(r_v) + \text{dist}_v \leq q$  and for all internal vertex or edge  $x_v$  of  $T_v$  we have

that  $\ell_v(x) \leq k$ . Consequently, during step “update of  $\text{FSC}_{k,q}(v)$ ” we have that  $C_v \in \text{FSC}_{k,q}(v)$ . Therefore,  $\text{FSC}_{k,q}(v)$  is a full set of  $(k, q)$ -characteristics of  $A_v$  restricted to  $X_v$ .  $\square$

**Theorem 31.** *Procedure JoinNode computes a full set of  $(k, q)$ -characteristics of  $A_v$  restricted to  $X_v$  in time that does not depend on  $|A|$ . That is the complexity of procedure JoinNode is bounded by a function*

$$f_j(k, q, k') = O\left((60kqk')^{45kqk'} \cdot 2^{O(\sqrt{kqk' \cdot \log(kqk')})} \cdot (kqk')^{kqk'}\right), \text{ if } q < \infty,$$

or by a function

$$f'_j(k, k') = O\left((15kk')^{45kk'} \cdot 2^{O(\sqrt{kk' \cdot \log(kk')})} \cdot (kk')^{kk'}\right), \text{ if } q = \infty.$$

*Proof.* From Theorem 30, procedure *JoinNode* computes a full set of  $(k, q)$ -characteristics of  $A_v$  restricted to  $X_v$ . It remains to prove that this can be done time that does not depend on  $|A|$ .

Assume that  $q < \infty$ , the case where  $q = \infty$  is similar and thus omitted. From the fact that  $\Phi$  is compatible with  $(D, \mathcal{X})$ ,  $H_\Phi$  can be computed in constant time.

For each pair of elements  $C_u = ((T_u, r_u, \sigma_u), \ell_u, K_u, \text{dist}_u, \text{out}_u, \text{branch}_u, \text{father}_u) \in \text{FSC}_{k,q}(u)$  and  $C_w = ((T_w, r_w, \sigma_w), \ell_w, K_w, \text{dist}_w, \text{out}_w, \text{branch}_w, \text{father}_w) \in \text{FSC}_{k,q}(w)$ , discovering if their structures are isomorph can be done in  $2^{O(\sqrt{|T_u| \log |T_u|})}$  [BL83].

Then, for each pair of characteristics such that their structures are isomorph,  $r_u$  is the vertex correspondent to  $r_w$  and with  $\text{dist}_u = 0$  we apply steps 1 to 6 of the *JoinNode* procedure.

Step 1 has complexity bounded by  $O(|T_u|)$ . Since the merging of two paths  $P$  and  $Q$  has size limited to  $O(|P||Q|)$  by definition of merging, one execution of Step 2 takes at most  $O(|T_u||T_w|)$  time. Steps 3 and 4, for each execution of Step 2, takes  $O(|T_u||T_w|)$  time.

Since contracting a path  $P$  can be done in  $O(|P|^3)$ , by taking all possible pairs of vertices and edges verifying if a contraction operation can be done between them, Step 5 can be executed in  $O((|T_u||T_w|)^3)$ , for each execution of Step 2. Lastly, Step 6 can be executed in  $O(|T_u||T_w|)$ , for each execution of Step 2.

For any pair of paths  $P$  and  $Q$  merged during step 2 (merging the paths), let  $p = \max |P|, |Q|$ . Hence, there are at most  $O(p^p)$  different ways of merging  $P$  and  $Q$ . That is, for each edge of  $P$  there are at most  $|Q|$  edges in  $Q$  that is a possible match for  $P$ . Therefore, we can upper bound the amount of different possible executions of Step 2 by  $O(\max\{|T_u|^{|T_u|}, |T_w|^{|T_w|}\})$ . Note that, since  $\max\{|T_u|, |T_w|\} \leq f'(k, q, k')$ , we have that  $O(\max\{|T_u|^{|T_u|}, |T_w|^{|T_w|}\}) \leq O(f'(k, q, k')^{f'(k, q, k')})$ .

Since the size and the number of elements in  $\text{FSC}_{k,q}(u)$  is bounded by  $f'(k, q, k') = O(kqk')$  and  $f(k, q, k') = O((60kqk')^{45kqk'})$  respectively from Lemma 21, we get the result.

That is, complexity of procedure *JoinNode* is bounded by

$$f_j(k, q, k') = O\left(f(k, q, k') \cdot 2^{O(\sqrt{f'(k, q, k') \cdot \log f'(k, q, k')})} \cdot f'(k, q, k')^{f'(k, q, k')}\right),$$

$$f_j(k, q, k') = O\left((60kqk')^{45kqk'} \cdot 2^{O(\sqrt{kqk' \cdot \log(kqk')})} \cdot (kqk')^{kqk'}\right).$$

With a similar proof for the case that  $q = \infty$ , we have:

$$f'_j(k, k') = O\left(f(k, k') \cdot 2^{O(\sqrt{f'(k, k') \cdot \log f'(k, k')})} \cdot f'(k, k')^{f'(k, k')}\right).$$

From Lemma 21,  $f'(k, k') = O(kk')$  and  $f(k, k') = O((15kk')^{45kk'})$ , then

$$f'_j(k, k') = O\left((15kk')^{45kk'} \cdot 2^{O(\sqrt{kk' \cdot \log(kk')})} \cdot (kk')^{kk'}\right).$$

□

## 6.5 Remarks and Structural Properties

Having shown the algorithm we can, now, provide the proof of Claim 1 which is: “For any partition function  $f$  compatible with a nice decomposition of some set  $A$ , the partition function  $maxf$  is also compatible”.

*Proof.* Let  $(D, \mathcal{X})$  be a nice decomposition of  $A$  with width not bigger than  $k'$ . Since  $f$  is compatible with  $(D, \mathcal{X})$  we have that there are functions  $F_f$  and  $H_f$  such that for any partition  $\mathcal{P}$  of  $A$ :

$$\begin{aligned} f_{A_v}(\mathcal{P}) &= F_f(f_{A_u}(\mathcal{P} \cap A_u), \mathcal{P} \cap X_v, A_v \setminus A_u), \text{ and} \\ f_{A_v}(\mathcal{P}) &= H_f(f_{A_u}(\mathcal{P} \cap A_u), f_{A_w}(\mathcal{P} \cap A_w), \mathcal{P} \cap X_v). \end{aligned}$$

To show that  $maxf$  is compatible with  $(D, \mathcal{X})$  we have to show that there are function  $F_{maxf}$  and  $H_{maxf}$  that play the same role as  $F_f$  and  $H_f$ .

Clearly, if  $\mathcal{A} = \{A_1, A_2\}$  is a bipartition of  $A$  then  $maxf(\mathcal{A}) = f(\mathcal{A})$ , since  $\{f(\{A_1, A_2\}) = f(\{A_2, A_1\})$ . Hence, for any bipartition  $\mathcal{P}$  of  $A$ , the function  $F_{maxf}$  takes the same value as  $F_f$  and the function  $H_{maxf}$  takes the same value as  $H_f$ .

To show how to compute  $F_{maxf}$ , during the processing of an introduce node  $v \in D$  with child  $u$  with  $A_v \setminus A_u = \{a\}$ , consider the step “update of labels of vertex(s) and edge(s)” of procedure *IntroduceNode* when applied to a characteristic  $C_u = ((T_u, r_u, \sigma_u), \ell_u, K_u, dist_u, out_u, branch_u, father_u) \in \text{FSC}_{k, q}(u)$  by subdividing an edge  $f = \{v_{top}, v_{bottom}\}$ .

Let  $(T_u^\circ, r_u^\circ, \sigma_u^\circ)$  be a partitioning tree of  $A_u$  such that  $C_u = \text{Char}((T_u, r_u, \sigma_u), X_u)$ . Let  $f_u^\circ$  be the representative of  $f_u$  in  $T_u^\circ$ . Then,  $(T_v^\circ, r_v^\circ, \sigma_v^\circ)$  is the partitioning tree for  $A_v$  obtained from  $(T_u^\circ, r_u^\circ, \sigma_u^\circ)$  by subdividing the edge  $f_u^\circ = \{v_{top}^\circ, v_{bottom}^\circ\}$  one time, creating a vertex  $v_{att}$ , and adding  $v_{leaf}$  as neighbor of  $v_{att}$ , make  $\sigma_v^\circ(v_{leaf}) = a$  and  $r_v^\circ = r_u^\circ$ .

For each edge  $e$  of  $T_v$  let  $\mathcal{T}_e$  ( $\mathcal{T}_e^\circ$ ) be the partition of  $X_v$  ( $A_v$ ) that it defines. Similarly, for each vertex  $t$  of  $T_v$  let  $\mathcal{T}_t$  ( $\mathcal{T}_t^\circ$ ) be the partition of  $X_v$  ( $A_v$ ) that it defines.

Since an edge of  $T_v$  defines a bipartition of  $A_v$ , we can update the labels of edges in  $T_v$  using  $F_f$ , i.e. we apply the instruction “ $\ell_v(e) \leftarrow F_f(\ell_u(e), \mathcal{T}_e, a)$ ” to edges of  $T_v$ . After this instruction,  $\ell_v(e) = F_f(\ell_u(e), \mathcal{T}_e, a) = F_{maxf}(\ell_u(e), \mathcal{T}_e, a) = maxf(\mathcal{T}_e^\circ)$  for all edges of  $T_v$ .

For each internal vertex  $t$  of  $T_v$ , let  $E_t$  be the set of edges incident to  $t$  in  $T_v$  and let  $E_t^\circ$  be the set of edges incident to  $t$  in  $T_v^\circ$ . Assume, by induction, that  $\ell_u(t) = maxf(\mathcal{T}_t^\circ \cap A_u)$ .

From the fact that  $T_v^\circ$  is a partitioning tree of  $A_v$ , we have that  $\mathcal{T}_t^\circ = \{A_1, A_2, \dots, A_{|E_t^\circ|}\}$  and, from the definition of  $\text{maxf}$ , we have  $\text{maxf}(\mathcal{T}_t^\circ) = \max_{i=1}^{|E_t^\circ|} f(A_i, A_v \setminus A_i) = \max_{e \in E_t^\circ} \ell_v(e)$ . Therefore,  $F_{\text{maxf}}(\text{maxf}_{A_u}(t), \mathcal{T}_t, a) = F_{\text{maxf}}(\ell_u(t), \mathcal{T}_t, a)$  and  $F_{\text{maxf}}(\ell_u(t), \mathcal{T}_t, a) = \max\{\ell_u(t), \max_{e \in E_t} \ell_v(e)\}$ . Since the degree of  $t$  in  $T_v$  is bounded by  $k'$ ,  $F_{\text{maxf}}$  can be computed in constant time.

To show how to compute  $H_{\text{maxf}}$ , consider the step “merging the paths” of procedure *JoinNode* when applied to characteristics  $C_u = ((T_u, r_u, \sigma_u), \ell_u, K_u, \text{dist}_u, \text{out}_u, \text{branch}_u, \text{father}_u) \in \text{FSC}_{k,q}(u)$  and  $C_w = ((T_w, r_w, \sigma_w), \ell_w, K_w, \text{dist}_w, \text{out}_w, \text{branch}_w, \text{father}_w) \in \text{FSC}_{k,q}(w)$  during the computation of a join node  $v \in D$  with children  $u$  and  $w$ . Let  $(T_v^\circ, r_v^\circ, \sigma_v^\circ)$  be the partitioning tree for  $A_v$  obtained from the “merging” of  $(T_u^\circ, r_u^\circ, \sigma_u^\circ)$ , a partitioning tree for  $A_u$  with  $C_u = \text{Char}((T_u^\circ, r_u^\circ, \sigma_u^\circ), X_u)$ , and  $(T_w^\circ, r_w^\circ, \sigma_w^\circ)$  with  $C_w = \text{Char}((T_w^\circ, r_w^\circ, \sigma_w^\circ), X_w)$ , a partitioning tree for  $A_w$ .

For each edge  $e$  of  $T_v$  let  $\mathcal{T}_e$  ( $\mathcal{T}_e^\circ$ ) be the partition of  $X_v$  ( $A_v$ ) that it defines. Similarly, for each vertex  $t$  of  $T_v$  let  $\mathcal{T}_t$  ( $\mathcal{T}_t^\circ$ ) be the partition of  $X_v$  ( $A_v$ ) that it defines.

Assume by induction that for any edge  $e$  of  $T_u$  ( $T_w$ ) we have  $\ell_u(e) = \text{maxf}(\mathcal{T}_e^\circ \cap A_u)$  ( $\ell_w(e) = \text{maxf}(\mathcal{T}_e^\circ \cap A_w$ ) and that for any vertex  $t$  of  $T_u$  ( $T_w$ ) we have  $\ell_u(t) = \text{maxf}(\mathcal{T}_t^\circ \cap A_u)$  ( $\ell_w(t) = \text{maxf}(\mathcal{T}_t^\circ \cap A_w)$ ).

Let  $P_u(x, y)$  be a path of  $C_u$  that is merged with a path  $P_w(x, y)$  of  $C_w$  obtaining  $P_v(x, y)$ . Let  $P'_u(x, y)$  and  $P'_w(x, y)$  be the extensions used in the merging. We set  $\ell_v(e) = H_f(\ell_u(e), \ell_w(e), \mathcal{T}_e)$  to any edge of  $P_v(x, y)$ . From the fact that  $e$  defines a bipartition of  $A_v$ , we have  $\ell_v(e) = \text{maxf}(\mathcal{T}_e^\circ)$ .

For each internal vertex  $t$  of  $P_v(x, y)$ , let  $E_{t_u}$  ( $E_{t_w}$ ) be the set of edges incident to  $t$  in  $T_u$  ( $T_w$ ) and let  $E_{t_u}^\circ$  ( $E_{t_w}^\circ$ ) be the set of edges incident to  $t$  in  $T_u^\circ$  ( $T_w^\circ$ ).

Then, for each vertex  $t$  in  $P_v(x, y)$  we set  $\ell_v(t) = H_{\text{maxf}}(\ell_u(t), \ell_w(t), \mathcal{T}_t) = \max\{\ell_u(t), \ell_w(t), \max_{e \in E_t} \ell_v(e)\}$ . From the induction hypothesis,  $\max\{\ell_u(t), \ell_w(t), \max_{e \in E_t} \ell_v(e)\} = \max\{\max_{e \in E_{t_u}^\circ} \text{maxf}(\mathcal{T}_e \cap A_u), \max_{e \in E_{t_w}^\circ} \text{maxf}(\mathcal{T}_e \cap A_w), \max_{e \in E_t} \ell_v(e)\} = \text{maxf}(\mathcal{T}_t^\circ)$ .

Since the degree of  $t$  in  $T_v$  is bounded by  $k'$ ,  $H_{\text{maxf}}$  can be computed in constant time.  $\square$

Lastly, we need to show how to take into account the “structural” properties of different width. Hence, it is necessary to guarantee that characteristics belonging to  $\text{FSC}_{k,q}(v)$  of a node  $v$  in the nice decomposition correspond to partitioning trees that satisfy these structural properties. For example, partitioning trees for the branch width are such that every internal vertex has degree three, therefore for each node  $v$  of the nice decomposition  $\text{FSC}_{k,q}(v)$  must contain only characteristics of partitioning trees for  $A_v$  which have every internal vertex with degree three. We show how to modify the algorithm to take into account the structural properties for each width mentioned in Section 2.1. The procedure *StartingNode* is modified to compute only the characteristics that respects the “structural” properties of the width being computed. We show which changes to *IntroduceNode* procedure and *JoinNode* procedure are necessary in order to achieve this. Let  $G = (V, E)$  be a graph and  $(D, \mathcal{X})$  a nice decomposition of  $A = E$  given to the algorithm as input, in the case of carving width and cut width,  $(D, \mathcal{X})$  is a nice decomposition of  $A = V$ .

**Tree width and Path width:** no changes are made to the procedures.

**Special tree width:** in the *IntroduceNode* at after step “update of  $\text{FSC}_{k,q}(v)$ ”, let  $a = (x, y)$  be the element of  $A_v \setminus A_u$  mapped by  $v_{leaf}$  and let  $X$  ( $Y$ ) be the set of all leaves of  $T_v$  such that the edges of  $A_v$  they map have  $x$  ( $y$ ) as one of its endpoints. Then, if the minimum spanning tree of  $T_v$  containing all vertices in  $X$  is not a caterpillar then the algorithm does not put  $C_v$  into  $\text{FSC}_{k,q}(v)$  or if the minimum spanning tree of  $T_v$  containing all vertices in  $Y$  is not a caterpillar then the algorithm does not put  $C_v$  into  $\text{FSC}_{k,q}(v)$ . Procedure *JoinNode* remains unchanged.

**Branch width, Linear width, Carving width and Cut width:** we do not allow the Case 1 in the step “update of  $T_u$  into  $T_v$ ” in the *IntroduceNode* procedure. That is, we do not allow a leaf mapping  $a$  to be added as neighbor of an internal vertex of  $T_u$ . In the *JoinNode* procedure during the step “merging the paths”, we do not allow internal vertices of  $P_v$ , the result of merging  $P_u$  with  $P_w$ , to have a pair of vertices as its originators. In other words, any vertex of  $P_u$  must be “merged” with an edge of  $P_w$  and any vertex of  $P_w$  must be merged with an edge of  $P_u$ .

## 6.6 Time Complexity

The complexity of the algorithm to decide if a set  $A$  has  $q$ -branched  $\Phi$ -width not bigger than  $k$  is given by the amount of time needed to compute a full set of characteristics for each node in the nice decomposition times the number of nodes in the nice decomposition. Let  $(D, \mathcal{X})$  be the nice decomposition of  $A$  given as input to the algorithm. From the definition of a nice decomposition, we have that  $|V(D)| = O(|A|)$ . Let  $k'$  be equal to  $\max_{X \in \mathcal{X}} |X|$ . Hence, from Theorems 27, 29 and 31 the algorithm has time complexity bounded by

$$\max\{f_i(k, q, k'), f_f(k, q, k'), f_j(k, q, k')\} \cdot O(|A|).$$

Since the functions  $f_i(k, q, k')$ ,  $f_f(k, q, k')$  and  $f_j(k, q, k')$  do not depend on  $|A|$ , if  $k$ ,  $q$  and  $k'$  are given constants the algorithm has complexity bounded by  $O(|A|)$ . Therefore, it is a linear time algorithm when  $k$ ,  $q$  and  $k'$  are fixed and it is a linear FPT-algorithm where the parameters are  $k$ ,  $q$  and  $k'$ .

## 7 Conclusion

In this paper, we use a generalization of width parameters of graphs, the partition functions and partitioning trees, to design a unified FPT algorithm to decide if the  $q$ -branched tree width, special tree width, branch width, linear width, cut width and carving width of graphs are not bigger than an integer  $k$ .

Unfortunately, the algorithm presented only solves the decision problem. That is, it can be used to decide if the  $q$ -branched tree width, special tree width, branch width, linear width and cut width of a graph is not bigger than an integer  $k$ , but it does not compute the respective decomposition.

In [BK96], Bodlaender and Kloks propose an algorithm that decides if the tree width of a graph is at most a given integer  $k$  and, if it is the case, it constructs a tree decomposition with this width. This algorithm, which in part inspired our algorithm, also makes use of the notion of “characteristic” of a tree decomposition and proceeds to compute these “characteristics” by a dynamic

programming approach from a given tree decomposition of the graph. They also propose a second algorithm that constructs the tree decomposition from “characteristics” computed through the first algorithm.

In a current work, our algorithm was made constructive by following the same techniques used in their second algorithm, the one which constructs the tree decomposition for the input graph.

The algorithm we proposed in this paper can compute several graph width measures, while not being restricted to only the aforementioned width measures. For example, since the rank width of graphs can be defined in terms of partition functions and partitioning trees [AMNT09], we wonder whether using this formalization, is it possible to design a FPT-algorithm computing the rankwidth.

## References

- [ACP87] S. Arnborg, D. G. Corneil, and A. Proskurowski. Complexity of finding embeddings in a  $k$ -tree. *SIAM J. Algebraic Discrete Methods*, 8(2):277–284, 1987.
- [AMNT09] O. Amini, F. Mazoit, N. Nisse, and S. Thomassé. Submodular partition functions. *Discrete Mathematics*, 309(20):6000 – 6008, 2009.
- [Bie91] D. Bienstock. Graph searching, path-width, tree-width and related problems (a survey). *DIMACS Ser. in Discrete Mathematics and Theoretical Computer Science*, 5:33–49, 1991.
- [BK96] H. L. Bodlaender and T. Kloks. Efficient and constructive algorithms for the pathwidth and treewidth of graphs. *J. Algorithms*, 21(2):358–402, 1996.
- [BK07] H. L. Bodlaender and A. M. C. A. Koster. On the maximum cardinality search lower bound for treewidth. *Discrete Applied Mathematics*, 155(11):1348–1372, 2007.
- [BKK95] H. L. Bodlaender, T. Kloks, and D. Kratsch. Treewidth and pathwidth of permutation graphs. *SIAM J. Discrete Math.*, 8(4):606–616, 1995.
- [BL83] László Babai and Eugene M. Luks. Canonical labeling of graphs. In *Proceedings of the fifteenth annual ACM symposium on Theory of computing*, STOC ’83, pages 171–183, New York, NY, USA, 1983. ACM.
- [BM93] H. L. Bodlaender and R. H. Möhring. The pathwidth and treewidth of cographs. *SIAM J. Discrete Math.*, 6(2):181–188, 1993.
- [Bod96] H. L. Bodlaender. A linear-time algorithm for finding tree-decompositions of small treewidth. *SIAM J. Comput.*, 25(6):1305–1317, 1996.
- [BT97] H. L. Bodlaender and D. M. Thilikos. Constructive linear time algorithms for branchwidth. In *35th Int. Coll. on Automata, Languages and Programming*, volume 1256 of *LNCS*, pages 627–637, 1997.

- [BT04] H. L. Bodlaender and D. M. Thilikos. Computing small search numbers in linear time. In *IWPEC*, volume 3162 of *LNCS*, pages 37–48, 2004.
- [Cay89] A. Cayley. A theorem on trees. *Quarterly Journal of Mathematics*, 23:376–378, 1889.
- [CM93] B. Courcelle and M. Mosbah. Monadic second-order evaluations on tree-decomposable graphs. *Theor. Comput. Sci.*, 109(1&2):49–82, 1993.
- [Cou10] B. Courcelle. Special tree-width and the verification of monadic second-order graph properties. In *FSTTCS*, pages 13–29, 2010.
- [FFN09] F. V. Fomin, P. Fraigniaud, and N. Nisse. Nondeterministic graph searching: From pathwidth to treewidth. *Algorithmica*, 53(3):358–373, 2009.
- [FHL08] U. Feige, M. T. Hajiaghayi, and J. R. Lee. Improved approximation algorithms for minimum weight vertex separators. *SIAM J. Comput.*, 38(2):629–657, 2008.
- [FT03] F. V. Fomin and D. M. Thilikos. On the monotonicity of games generated by symmetric submodular functions. *Discrete Applied Mathematics*, 131(2):323–335, 2003.
- [FT08] F. V. Fomin and D. M. Thilikos. An annotated bibliography on guaranteed graph searching. *Theor. Comput. Sci.*, 399(3):236–245, 2008.
- [MN08] F. Mazoit and N. Nisse. Monotonicity of non-deterministic graph searching. *Theoretical Computer Science*, 399(3):169–178, 2008.
- [Ree92] B. A. Reed. Finding approximate separators and computing tree width quickly. In *the 24th ACM Symposium on Theory of Computing (STOC)*, pages 221–228. ACM, 1992.
- [RS83] N. Robertson and P. D. Seymour. Graph minors. i. Excluding a forest. *J. Comb. Theory, Ser. B*, 35(1):39–61, 1983.
- [RS86] Neil Robertson and P.D Seymour. Graph minors. ii. algorithmic aspects of tree-width. *Journal of Algorithms*, 7(3):309 – 322, 1986.
- [RS91] N. Robertson and P. D. Seymour. Graph minors. x. Obstructions to tree-decomposition. *J. Comb. Theory, Ser. B*, 52(2):153–190, 1991.
- [RS04] N. Robertson and P. D. Seymour. Graph minors. xx. Wagner’s conjecture. *J. Comb. Theory, Ser. B*, 92(2):325–357, 2004.
- [ST93] P. D. Seymour and R. Thomas. Graph searching and a min-max theorem for tree-width. *J. Comb. Theory, Ser. B*, 58(1):22–33, 1993.
- [ST94] P. D. Seymour and R. Thomas. Call routing and the ratcatcher. *Combinatorica*, 14(2):217–241, 1994.

- [TSB00] D. M. Thilikos, M. J. Serna, and H. L. Bodlaender. Constructive linear time algorithms for small cutwidth and carving-width. In *ISAAC*, volume 1969 of *LNCS*, pages 192–203, 2000.



**RESEARCH CENTRE  
SOPHIA ANTIPOLIS – MÉDITERRANÉE**

2004 route des Lucioles - BP 93  
06902 Sophia Antipolis Cedex

Publisher  
Inria  
Domaine de Voluceau - Rocquencourt  
BP 105 - 78153 Le Chesnay Cedex  
[inria.fr](http://inria.fr)

ISSN 0249-6399