



HAL
open science

Frequency Estimation for Periodical Signal with Noise in Finite Time

Anton Pyrkin, Denis Efimov, Alexey Bobtsov, Ali Zolghadri

► **To cite this version:**

Anton Pyrkin, Denis Efimov, Alexey Bobtsov, Ali Zolghadri. Frequency Estimation for Periodical Signal with Noise in Finite Time. ECC-CDC 2011, Dec 2011, Orlando FL, United States. inria-00636607

HAL Id: inria-00636607

<https://inria.hal.science/inria-00636607>

Submitted on 27 Oct 2011

HAL is a multi-disciplinary open access archive for the deposit and dissemination of scientific research documents, whether they are published or not. The documents may come from teaching and research institutions in France or abroad, or from public or private research centers.

L'archive ouverte pluridisciplinaire **HAL**, est destinée au dépôt et à la diffusion de documents scientifiques de niveau recherche, publiés ou non, émanant des établissements d'enseignement et de recherche français ou étrangers, des laboratoires publics ou privés.

Frequency Estimation for Periodical Signal with Noise in Finite Time

Anton A. Pyrkin, *Member, IEEE*, Alexey A. Bobtsov, *Senior Member, IEEE*,
Denis Efimov, *Member, IEEE*, and Ali Zolghadri

Abstract—The frequency estimation technique with guaranteed finite time of convergence to a given accuracy of identification is presented. The approach for a high frequency noise rejection is proposed. The possibility of switching algorithm introduction for estimation quality improvement is discussed. The proposed solution has order three, that is smaller than in other existent solutions. Efficiency of the approach is demonstrated on examples of computer simulation.

Index Terms—adaptive observers, frequency estimation, disturbances rejection

I. INTRODUCTION

Many different approaches exist for adaptive identification of unknown sinusoid, see, for example, [1]–[10], [12]–[14], [22]. Some of these approaches are not restricted to the case of a single sinusoid, in particular, a biased sinusoidal signal is considered in [3], [9], [17], [19], [20], and the case of multiple sinusoids with different frequencies is presented in [22].

In spite of diversity solutions obtained so far, the problem of reliable frequency estimation in the presence of noisy measurements and in a finite time has not a comprehensive solution. The estimation accuracy and the time of convergence are the most important characteristics of an adaptive algorithm for practical implementation. In the present work we will address the issues of convergence time and robustness for a frequency estimator.

Our approach is based on the ideas introduced in [3]–[7], [15]. The dynamic order of the adaptive law is equal to three, which compares favorably with known results [9], [13], [16], [22]. In [2] a similar algorithm is proposed but in this paper the adaptive law is simpler requiring less calculations. The finite time of frequency estimate convergence to a predefined accuracy is evaluated. It is shown that this time can be assigned by tuning the algorithm parameters. Finally, a switching algorithm is proposed that is able to filter the measurement noise ensuring the required minimal accuracy in a finite time and zero estimation error asymptotically.

This work was supported by the Federal Target Program “R&D in Priority Areas of Russia’s Scientific and Technological Development in 2007–2013” (project 11.519.11.4007).

A. Bobtsov and A. Pyrkin are with the Department of Control Systems and Informatics, Saint Petersburg State University of Information Technologies Mechanics and Optics, Kronverkskiy av. 49, Saint Petersburg, 197101, Russia. E-mail: a.pyrkin@gmail.com, bobtsov@mail.ru.

D. Efimov and A. Zolghadri are with IMS-LAPS, University Bordeaux 1, 351 cours de la Liberation, Talence, Bordeaux, France. E-mail: denis.efimov@ims-bordeaux.fr, ali.zolghadri@ims-bordeaux.fr.

A. Bobtsov is with the Laboratory “Control of Complex Systems”, Institute for Problems of Mechanical Engineering, Bolshoy pr. V.O. 61, St.Petersburg, 199178, Russia.

The problem formulation is introduced in Section 2. The biased signal estimation without noise is presented in Section 3. The case of noisy measurements is treated in Section 5. The hint on the asymptotic estimation error improvement is given in Section 6. The switching algorithm is developed in Section 7. The results of computer simulation of the proposed algorithms are included confirming efficiency of the approach.

II. PROBLEM FORMULATION

Consider the periodical signal $y(t)$ corrupted by noise

$$y(t) = \sigma + \mu \sin(\omega t + \phi) + \delta(t), \quad (1)$$

where $\omega \in \mathbb{R}_+$ is the frequency of signal, $\sigma \in \mathbb{R}$ is the bias or offset, $\mu \in \mathbb{R}_+$ is the amplitude, $\phi \in \mathbb{R}$ is the phase shift, $\delta : \mathbb{R}_+ \rightarrow \mathbb{R}$ is the high-frequency noise term. The following assumptions are used in the paper.

- A1 A lower bounds on the signal frequency $\omega_0 \in \mathbb{R}_+$ and amplitude $\mu_0 \in \mathbb{R}_+$ are known, i.e. $\omega \geq \omega_0$ and $\mu \geq \mu_0$.
- A2 The amplitude of the signal is greater than the maximum value of the irregular term: $\mu > \sup_{t \geq 0} |\delta(t)|$.

The objective is to find the frequency $\omega(t)$ in a finite time with desired accuracy

$$|y(t)| \leq \Delta, \forall t \geq t_0, \quad (2)$$

where $\Delta \in \mathbb{R}_+$ is the desired value of estimation error and $t_0 \in \mathbb{R}_+$ is the transient time.

III. BIASED SINUSOIDAL SIGNAL

To derive the main result let us consider the signal $y(t)$ without term $\delta(t)$. Following the idea presented in ([5], [6]) we start by introducing the linear second-order filter

$$\xi(s) = \frac{\lambda_0^2}{\gamma(s)} y(s), \quad (3)$$

where $\lambda_0 > 0$, $\gamma(s) = s^2 + \gamma_1 s + \gamma_0$ is a Hurwitz polynomial with two different eigenvalues λ_1 and λ_2 . Let $\gamma_0 = \lambda_0^2$ and $\lambda = \min_{i=1,2} \{\text{Re } \lambda_i\}$.

Lemma 1. *For the filter (3) and the input signal*

$$y(t) = \sigma + \mu \sin(\omega t + \phi) \quad (4)$$

the relation

$$\ddot{\xi}(t) = \theta \dot{\xi}(t) + \varepsilon(t) \quad (5)$$

holds, where functions $\dot{\xi}(t)$ and $\ddot{\xi}(t)$ are derivatives of the output variable of the linear filter (3)

$$\dot{\xi}(s) = \frac{\lambda_0^2 s}{\gamma(s)} y(s), \quad \ddot{\xi}(s) = \frac{\lambda_0^2 s^3}{\gamma(s)} y(s), \quad (6)$$

$\theta = -\omega^2$, function $|\varepsilon(t)| \leq \rho_0 e^{-\lambda t}$ and its derivatives are bounded by an exponentially decaying function.

Proof: It is well known [3], [21] that signal $y(t) = \sigma + \mu \sin(\omega t + \phi)$ can be generated by the system

$$\ddot{y}(t) + \omega^2 \dot{y}(t) = 0. \quad (7)$$

Taking the Laplace transformation in (7) we obtain

$$s^3 y(s) = \theta s y(s) + D(s), \quad (8)$$

where $D(s)$ denotes initial conditions. Multiplying (8) on $\frac{\lambda_0^2}{\gamma(s)}$ with respect to (3) yields

$$s^3 \xi(s) = \theta s \xi(s) + \frac{\lambda_0^2}{\gamma(s)} D(s). \quad (9)$$

After inverse Laplace transformation in (9) we have necessary equation (5)

$$\ddot{\xi}(t) = \theta \dot{\xi}(t) + \varepsilon(t), \quad (10)$$

where $\varepsilon(t) = \mathcal{L}^{-1}\{\frac{\lambda_0^2 D(s)}{\gamma(s)}\}$. By force the polynomial $\gamma(s)$ the function $\varepsilon(t)$ can be represented as a sum of decaying exponents. Therefore, derivatives of these functions are also exponentially decaying. ■

The adaptive scheme for frequency estimation is presented in the following theorem.

Theorem 2. *The update law*

$$\dot{\omega} = \sqrt{|\hat{\theta}|}, \quad (11)$$

$$\dot{\hat{\theta}} = \chi + k \dot{\xi} \ddot{\xi}, \quad (12)$$

$$\dot{\chi} = -k \dot{\xi}^2 \hat{\theta} - k \dot{\xi}^2, \quad (13)$$

where $k > 0$, guarantees that the estimation error $\tilde{\omega} = \omega - \hat{\omega}$ exponentially converges to zero:

$$|\tilde{\omega}(t)| \leq \rho_1 e^{-\beta_1 t}, \quad \rho_1, \beta_1 > 0, \quad \forall t \geq 0. \quad (14)$$

Proof: Using Lemma 1, we compute the derivative of the estimation error $\dot{\theta} = \theta - \hat{\theta}$:

$$\begin{aligned} \dot{\hat{\theta}}(t) &= \dot{\theta} - \dot{\hat{\theta}}(t) \\ &= -\dot{\chi}(t) - k \dot{\xi}^2(t) - k \dot{\xi}(t) \ddot{\xi}(t) \\ &= k \dot{\xi}^2(t) \hat{\theta}(t) + k \dot{\xi}^2(t) - k \dot{\xi}^2(t) - k \dot{\xi}(t) \ddot{\xi}(t) \\ &= k \dot{\xi}^2(t) \hat{\theta}(t) - k \dot{\xi}^2(t) \theta - k \dot{\xi}(t) \varepsilon(t) \\ &= -k \dot{\xi}^2(t) \tilde{\theta}(t) - k \dot{\xi}(t) \varepsilon(t). \end{aligned} \quad (15)$$

Consider the Lyapunov function

$$V(t) = \frac{1}{2} f(t) \tilde{\theta}^2(t), \quad (16)$$

where $f(t)$ is a bounded positive function that will be chosen later. We get

$$\begin{aligned} \dot{V} &= \frac{1}{2} \dot{f} \tilde{\theta}^2 + f \tilde{\theta} \dot{\tilde{\theta}} \\ &= \frac{1}{2} \dot{f} \tilde{\theta}^2 - k f \dot{\xi}^2 \tilde{\theta}^2 - k f \dot{\xi} \tilde{\theta} \varepsilon \\ &\leq \frac{1}{2} \dot{f} \tilde{\theta}^2 - \frac{k}{2} f \dot{\xi}^2 \tilde{\theta}^2 + \frac{k}{2} f \varepsilon^2. \end{aligned} \quad (17)$$

From (10) we have

$$\dot{\xi}(t) = \mu_1 \sin(\omega t + \phi_1) + \varepsilon_1(t), \quad (18)$$

where μ_1 is an amplitude, ϕ_1 is a phase shift, $\varepsilon_1(t)$ is an exponentially decaying function as well as its derivatives. From (18) we obtain

$$\begin{aligned} \dot{\xi}^2(t) &= (\mu_1 \sin(\omega t + \phi_1) + \varepsilon_1(t))^2 \\ &= \frac{1}{2} \mu_1^2 - \frac{1}{2} \mu_1^2 \cos(2\omega t + 2\phi_1) \\ &\quad + 2\mu_1 \sin(\omega t + \phi_1) \varepsilon_1(t) + \varepsilon_1^2(t). \end{aligned} \quad (19)$$

Substituting (19) into (17) we get

$$\begin{aligned} \dot{V} &\leq \frac{1}{2} \dot{f} \tilde{\theta}^2 - \frac{1}{2} k \mu_1^2 \frac{1}{2} f \tilde{\theta}^2 \\ &\quad - \frac{1}{2} k f \tilde{\theta}^2 \left(-\frac{1}{2} \mu_1^2 \cos(2\omega t + 2\phi_1) \right. \\ &\quad \left. + 2\mu_1 \sin(\omega t + \phi_1) \varepsilon_1 + \varepsilon_1^2 \right) + \frac{1}{2} k f \varepsilon^2. \end{aligned} \quad (20)$$

Let $f(t) = e^{g(t)}$, where

$$\begin{aligned} g(t) &= k \int_0^t (2\mu_1 \sin(\omega \tau + \phi_1) \varepsilon_1(\tau) + \varepsilon_1^2(\tau)) d\tau \\ &\quad - \frac{1}{4} k \mu_1^2 (\sin(2\omega t + 2\phi_1) - \sin(2\phi_1)). \end{aligned} \quad (21)$$

Since $g(t)$ depends on bounded harmonic and exponential functions, it is bounded, $|g(t)| \leq C_1$, where C_1 is a positive constant. Therefore, $e^{-C_1} \leq f(t) \leq e^{C_1}$ and the Lyapunov function V is well defined.

Using (21), from (20) after a number of simple transformation we obtain

$$\begin{aligned} \dot{V}(t) &\leq -\frac{1}{2} k \mu_1^2 \frac{1}{2} f(t) \tilde{\theta}^2(t) + \frac{1}{2} k f(t) \varepsilon^2(t) \\ &\leq -C_2 V(t) + \rho_2 e^{-\beta_2 t}, \end{aligned} \quad (22)$$

where $C_2 = \frac{1}{2} k \mu_1^2$, $\rho_2 = \frac{1}{2} k e^{C_1} \rho_0^2$, and $\beta_2 = 2\lambda$ are positive constants. Using comparison principle [11], it is easy to show that

$$V(t) \leq \rho_3 e^{-\beta_3 t}, \quad (23)$$

where $\rho_3 > 0$ and $\beta_3 = \min\{C_2, \beta_2\}$. From (16) and (23) we get

$$|\tilde{\theta}(t)| \leq \sqrt{\frac{2\rho_3}{e^{-C_1}}} e^{-\frac{1}{2}\beta_3 t}. \quad (24)$$

Using (11), it is straightforward to show that

$$|\tilde{\omega}(t)| \leq \sqrt{|\tilde{\theta}(t)|} \leq \rho_1 e^{-\beta_1 t}, \quad (25)$$

where $\rho_1 = \sqrt[4]{2\rho_3 e^{C_1}}$ and $\beta_1 = \beta_3/4$. ■

Remark 3. From (23) follows that transients time for the variable $V(t)$ explicitly depends on k and λ via parameter β_3 . The increasing k and λ means acceleration of convergence $V(t)$ to zero as well as convergence of the estimate $\hat{\omega}$ to the real value ω .

Example 4. Consider the numerical example to demonstrate how the adaptive scheme (11)–(13) works. Let the filter (3) looks like

$$\xi(s) = \frac{2\lambda^2}{s^2 + 3\lambda s + 2\lambda^2} y(s), \quad (26)$$

where denominator has the eigenvalues $\lambda_1 = -\lambda$ and $\lambda_2 = -2\lambda$.

In Fig. 1 the frequency estimates are shown for different values of k and λ and the signal $y(t) = 3 + 4\sin(2t + 1)$.

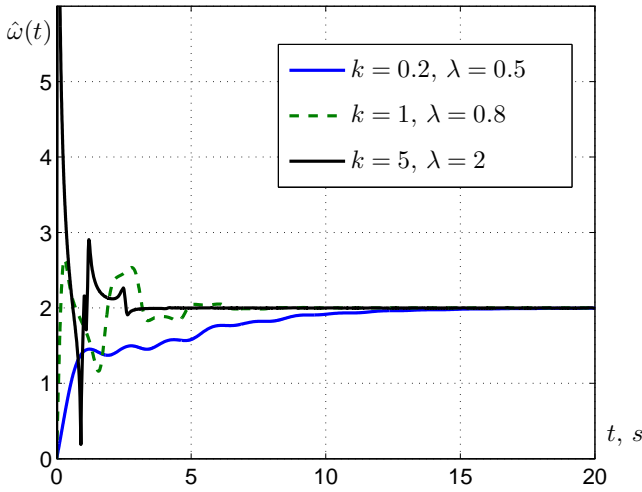


Figure 1: Estimates for the frequency $\omega = 2$.

IV. PERIODICAL SIGNAL WITH NOISE

In this section we consider the signal $y(t)$ corrupted by noise $\delta(t)$. For signal (1) we will make the similar analysis as in the previous section.

The signal (1) is the output of the system

$$\ddot{y}(t) + \omega^2 \dot{y}(t) = \delta_0(t), \quad (27)$$

where δ_0 is the exciting noise. For (27) we have

$$\ddot{\xi}(t) = \theta \dot{\xi}(t) + \varepsilon(t) + \delta_\xi(t), \quad (28)$$

where $\delta_\xi(t) = \frac{\lambda_0^2}{\gamma(p)} \delta_0(t)$. Analyzing the adaptive law (11)–(13) and the Lyapunov function (16) with respect to (1), (3) and (28) it is straightforward though lengthy to show for (22) and (23)

$$\dot{V}(t) \leq -\beta_3 V(t) + k\delta_V(t), \quad (29)$$

where $\delta_V(t)$ is an irregular term caused by $\delta_\xi(t)$, $\varepsilon(t)$ and the parameter β_3 dependent on k and λ is defined in (23). Then we get for (25)

$$|\hat{\omega}(t)| \leq \rho_1 e^{-\beta_1 t} + C_\omega, \quad (30)$$

where C_ω is a positive constant that depends on amplitude of the irregular term in the signal $y(t)$.

Example 5. Consider the next example to show robust properties of the adaptive law (11)–(13). In figures 3a–3c the frequency estimates are shown for different values of k and λ and the signals $y(t)$ from the figures 2a–2c.

V. ESTIMATION QUALITY ANALYSIS

In this section we find the relation between parameters k and λ and the asymptotic accuracy of the frequency estimate $\hat{\omega}(t)$, i.e. the maximum value of the estimation error $|\hat{\omega}(t)|$.

Consider the inequality (29) and auxiliary system

$$\dot{x}(t) = -\beta_3 x(t) + k\delta_V(t). \quad (31)$$

Rewrite the system (31) as follows

$$x(t) = \left[\frac{k}{p + \beta_3} \right] \delta_V(t), \quad (32)$$

where $p = d/dt$ is the differentiation operator. To analyze asymptotic behavior of the low-pass filter

$$W(p) = \frac{k}{p + \beta_3}, \quad (33)$$

we will use the magnitude Bode plot of (33). For a pure harmonic disturbance δ_V with the frequency spectrum starting from the frequency $\omega_\delta \gg \omega$, the asymptotic amplitude of x is proportional to the value

$$|W(j\omega_\delta)| = k / \sqrt{\omega_\delta^2 + \beta_3^2}, \quad (34)$$

that in its turn is dependent on parameters k and λ ($\beta_3 = \min\{0.5k\mu_1^2, 2\lambda\}$ from (23)). Therefore, the asymptotic magnitude of x decreases if k and λ become smaller, especially for the high-frequency terms in $\delta_V(t)$:

$$\lim_{k \rightarrow 0, \lambda \rightarrow 0} |W(j\omega_\delta)| = \lim_{k \rightarrow 0, \lambda \rightarrow 0} \frac{k}{\omega_\delta} = 0.$$

Using comparison principal [11] we find from (29) and (31) that, if $x(0) \geq V(0)$, then

$$V(t) \leq x(t). \quad (35)$$

Thus the parameters k and λ regulate the asymptotic convergence of $V(t)$, as well as $\hat{\omega}(t)$, to a neighborhood of the origin.

It is easy to see that the transient time for $V(t)$ is defined by the time constant β_3 . It is well-known that the exponential function is converged over three time constants in the 5% zone of its initial amplitude (i.e. for any $b \in \mathbb{R}_+$, $b e^{-\beta_3 t} \leq 0.05b$ for all $t \geq 3/\beta_3$). So we have the time

$$t_f = \frac{3}{\beta_3}, \quad (36)$$

after which the function $\hat{\omega}(t)$ is converged to a bounded domain around the ideal value ω . It is possible to say that the constant t_f defines the time window length after which the initial conditions influence on the transients can be neglected. For a high-frequency noise the asymptotic accuracy of estimation is governed by the expression (34).

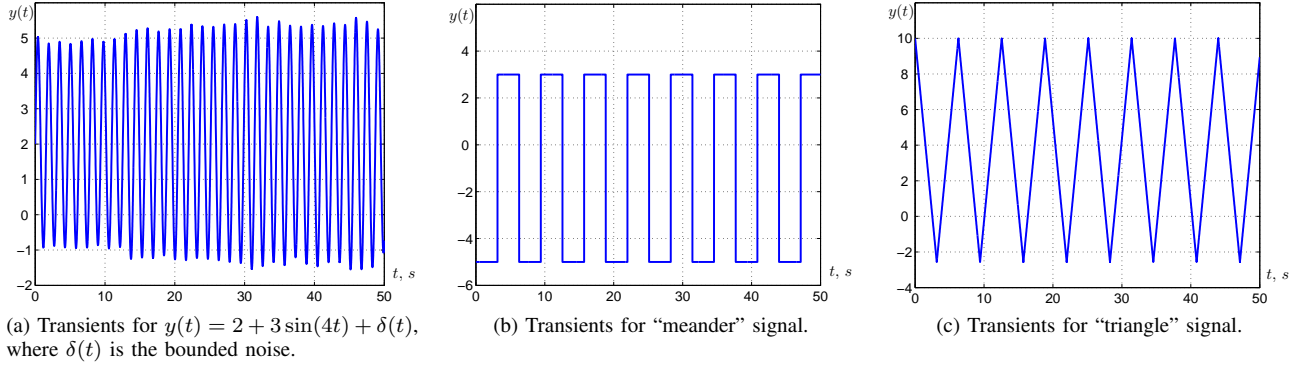


Figure 2: Transients for $y(t)$.

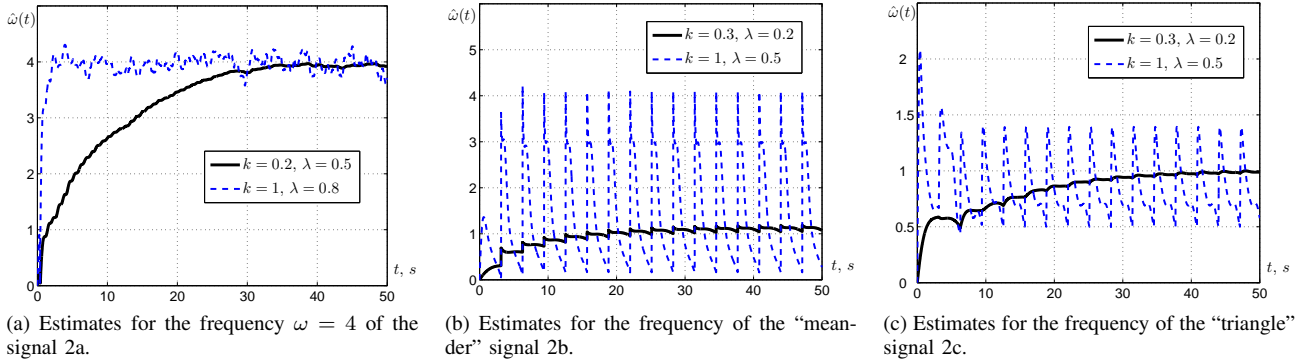


Figure 3: Transients for frequency estimates $\hat{\omega}(t)$.

VI. HYBRID SWITCHING

In this section a hybrid scheme of switching for the parameters k and λ is presented, that allows us to improve the asymptotic accuracy of estimation of ω by the variable $\hat{\omega}$. Moreover, for a pure high-frequency noise, the estimation error goes to zero with time growth.

Let t_i , $i \geq 0$ with $t_0 = 0$ be an increasing sequence of the switching time instants, define $k_i = k(t_i)$ and $\lambda_i = \lambda(t_i)$, then:

$$k_{i+1} = \frac{1}{\alpha} k_i, \quad \lambda_{i+1} = \frac{1}{\alpha} \lambda_i, \quad (37)$$

$$t_{i+1} = t_i + 3/\beta_3(k_i, \lambda_i), \quad (38)$$

$$k(t) = k_i, \quad \lambda(t) = \lambda_i \quad \forall t \in (t_i, t_{i+1}),$$

where $\alpha > 1$. The function β_3 explicitly depends on k and λ , moreover this dependence is linear and

$$\beta_3(k_{i+1}, \lambda_{i+1}) = \frac{1}{\alpha} \beta_3(k_i, \lambda_i).$$

So we can rewrite (38) in a simpler form:

$$t_{i+1} = t_i + \Delta t_i, \quad t(0) = 0, \quad (39)$$

$$\Delta t_{i+1} = \alpha \Delta t_i, \quad \Delta t_0 = \frac{3}{\beta_3(k_0, \lambda_0)}. \quad (40)$$

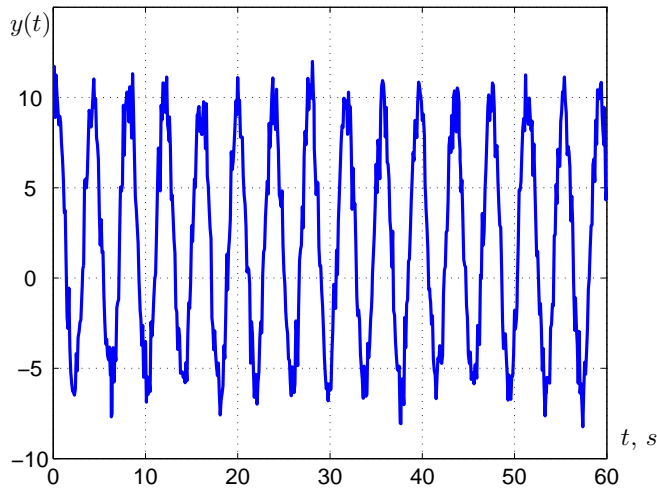
Thus using the algorithm (37), (39), (40) it is possible to ensure the fast initial convergence of the error $\tilde{\omega}$ to some vicinity of the origin. Next, decreasing the values of k_i and λ_i we increase the settling time interval Δt_i , but we may guarantee the term $|W(j\omega_\delta)|$ convergence to zero in asymptotic. This

fact is equivalent to high-frequency noise filtering by the switching algorithm. Note, that it is not possible to filter the initial measured signal y for the noise δ cancellation, since the useful frequency ω and the noise frequency ω_δ are not known a priori.

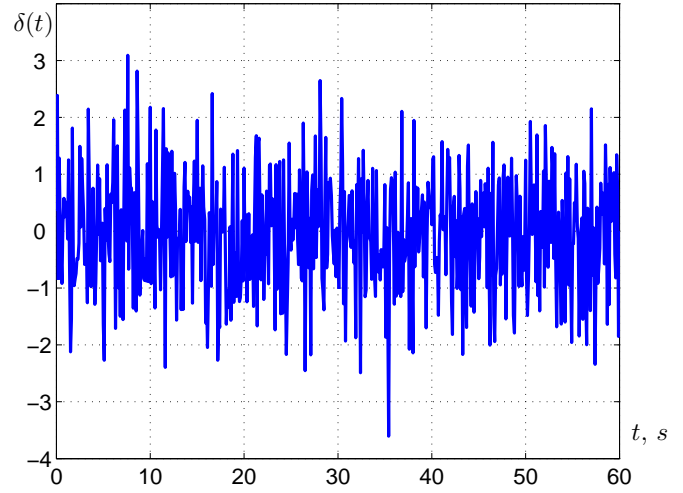
Example 6. Let $y(t) = 2 + 8 \sin(1.6t + 1) + \delta$ (the signal is shown in Fig. 4a), where δ is a white noise with restricted spectrum and power 0.1 (presented separately in Fig. 4b). The results of the frequency estimation by the proposed algorithm with the fixed parameters ($k = 0.5$ and $\lambda = 0.3$) and the switching one ($\Delta t_0 = 10$, $\alpha = 1.25$, $k_0 = 0.5$, $\lambda_0 = 0.3$) are plotted in Fig. 4c. The parameter adjustment by the switching algorithm is shown in Fig. 4d. As it possible to conclude from these results, the switching algorithm has the same initial time of convergence to a vicinity of the identifying value, while asymptotically it rejects the measurement noise influence on the estimation error. These results confirm the theoretical findings of the work.

VII. CONCLUSION

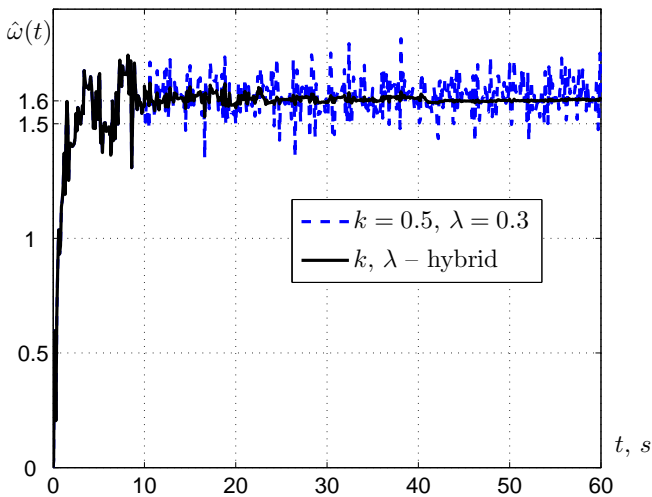
The problem of frequency estimation for a noisy and biased harmonic signal is studied. The estimation algorithm of the third order is proposed and the time of convergence and accuracy of the algorithm are evaluated. The switching algorithm is developed that allows us to cancel the asymptotic influence of a pure harmonic and high-frequency noise on the estimation error. The efficiency is illustrated by simulated examples.



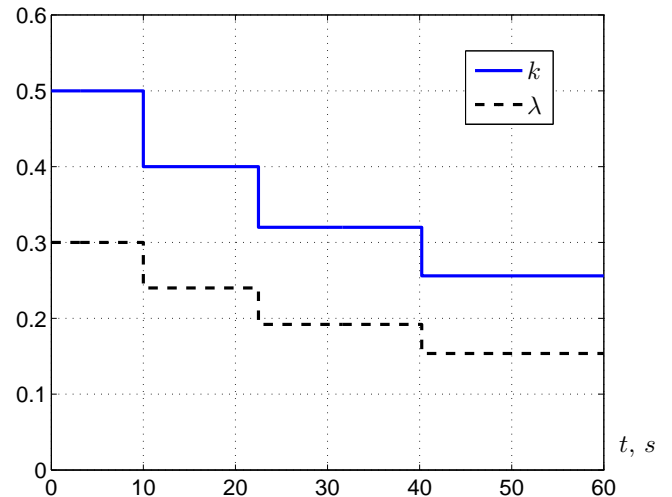
(a) Transients for $y(t)$.



(b) The measurement noise.



(c) Estimates for the frequency with time-invariant and hybrid switching parameters k and λ .



(d) Transients for hybrid switching of the parameters k and λ , where $k(0) = 0.5$, $\lambda(0) = 0.3$, $\Delta t(0) = 10$, and $\alpha = 1.25$.

Figure 4: Transients for hybrid switching parameters k and λ .

REFERENCES

- [1] S. V. Aranovskii, A. A. Bobtsov, A. A. Pyrkin, "Adaptive observer of an unknown sinusoidal output disturbance for linear plants," *Automation and Remote Control*, vol. 70, N. 11, pp. 1862-1870, 2009.
- [2] S. Aranovskiy, A. Bobtsov, A. Kremlev, N. Nikolaev, O. Slita, "Identification of frequency of biased harmonic signal" *European Journal of Control*, N. 2, pp. 129-139, 2010.
- [3] A. A. Bobtsov, "Output control algorithm with the compensation of biased harmonic disturbances," *Automation and Remote Control*, vol. 69, N. 8, pp. 1289-1296, 2008.
- [4] A. Bobtsov, New approach to the problem of globally convergent frequency estimator, *Int. Journal of Adaptive Control and Signal Processing*, 2008, N. 3, pp. 306-317.
- [5] A. A. Bobtsov, A. A. Pyrkin, "The compensation of a harmonic perturbation under conditions of a delay in control," *Journal of Computer and System Sciences International*, vol. 47., N. 4, pp. 513-518, 2008.
- [6] A. A. Bobtsov, A. A. Pyrkin, "The compensation of a harmonic disturbance for linear plant with any relative degree," *Automation and Remote Control*, vol. 70, N. 3, pp. 449-456, 2009.
- [7] A. Bobtsov, S. Kolyubin, A. Pyrkin, "Compensation of Unknown Multi-harmonic Disturbances in Nonlinear Plant with Delayed Control," *Automation and Remote Control*, 2010, N. 11, 2383-2394.
- [8] M. Bodson, S. C. Douglas, "Adaptive algorithms for the rejection of periodic disturbances with unknown frequencies," *Automatica*, vol. 33, pp. 2213-2221, 1997.
- [9] M. Hou, "Amplitude and frequency estimator of a sinusoid," *IEEE Trans. on Automatic Contr.*, vol. 50, 855-858.
- [10] L. Hsu, R. Ortega, and G. Damm, "A globally convergent frequency estimator," *IEEE Transactions on Automatic Control*, vol. 44, 698-7139.
- [11] H. Khalil, *Nonlinear Systems*, third edition, Upper Saddle River, New Jersey: Prentice Hall, 2002.
- [12] R. Marino, P. Tomei, "Global Estimation of Unknown Frequencies," *IEEE Transactions on Automatic Control*, vol. 47, pp. 1324-1328, 2002.
- [13] R. Marino, G. L. Santosuosso, P. Tomei, "Robust adaptive compensation of biased sinusoidal disturbances with unknown frequency," *Automatica*, vol. 39, pp. 1755-1761, 2003.
- [14] R. Marino, G. L. Santosuosso, P. Tomei, "Regulation of Linear Systems with Unknown Additive Sinusoidal Sensor Disturbances," in *Proc. 17th IFAC World Congress*, Seoul, 2008, pp. 4102-4107.
- [15] V. O. Nikiforov, "Adaptive non-linear tracking with complete compensation of unknown disturbances," *European Journal of Control*, vol. 4, N. 2, pp. 132-139, 1998.
- [16] A. W. Olbrot, "Stabilizability, detectability, and spectrum assignment for linear autonomous systems with general time delays," *IEEE Trans. Autom. Control*, vol. 23, pp. 887-890, 1978.
- [17] A. Pyrkin, A. Smyshlyaev, N. Bekiaris-Liberis, M. Krstic Rejection of Sinusoidal Disturbance of Unknown Frequency for Linear System with Input Delay. *American Control Conference*. Baltimore, USA, 2010.
- [18] A. Pyrkin, A. Smyshlyaev, N. Bekiaris-Liberis, M. Krstic Output Control Algorithm for Unstable Plant with Input Delay and Cancellation of Un-

known Biased Harmonic Disturbance. *Time Delay System Conference*, Prague, Czech Republic, 2010.

- [19] A.A. Pyrkin, A.A. Bobtsov, A.S. Kremlev, Rejection of unknown biased harmonic disturbance for nonlinear system with input delay. *9th IFAC Workshop on Time Delay System*, Prague, Czech Republic, 2010.
- [20] A. Pyrkin, A. Bobtsov, S. Chepinskiy, and Y. Kapitanyuk Compensation of Unknown Multiharmonic Disturbance for Nonlinear Plant with Delay in Control. *8th IFAC Symposium on Nonlinear Control Systems*, Bologna, Italy, 2010.
- [21] A. Pyrkin, The adaptive compensation algorithm of an uncertain biased harmonic disturbance for the linear plant with the input delay, *Automation and Remote Control*, 2010, vol. 71, N. 8, pp. 1562–1577.
- [22] X. Xia, “Global Frequency Estimation Using Adaptive Identifiers,” *IEEE Transactions on Automatic Control*, vol. 47, 1188-1193, 2002.