



HAL
open science

Continuation from a flat to a round Earth model in the coplanar orbit transfer problem

Emmanuel Trélat, Max Cerf, Thomas Haberkorn

► **To cite this version:**

Emmanuel Trélat, Max Cerf, Thomas Haberkorn. Continuation from a flat to a round Earth model in the coplanar orbit transfer problem. SADCO A2CO, Mar 2011, Paris, France. inria-00585613

HAL Id: inria-00585613

<https://inria.hal.science/inria-00585613v1>

Submitted on 14 Apr 2011

HAL is a multi-disciplinary open access archive for the deposit and dissemination of scientific research documents, whether they are published or not. The documents may come from teaching and research institutions in France or abroad, or from public or private research centers.

L'archive ouverte pluridisciplinaire **HAL**, est destinée au dépôt et à la diffusion de documents scientifiques de niveau recherche, publiés ou non, émanant des établissements d'enseignement et de recherche français ou étrangers, des laboratoires publics ou privés.

Continuation from a flat to a round Earth model in the coplanar orbit transfer problem

M. Cerf¹, T. Haberkorn, Emmanuel Trélat¹

¹EADS Astrium, les Mureaux
²MAPMO, Université d'Orléans

First Industrial Workshop, SADCO
2011, March 2nd



The coplanar orbit transfer problem

- Spherical Earth
- Central gravitational field $g(r) = \frac{\mu}{r^2}$

System in cylindrical coordinates

$$\dot{r}(t) = v(t) \sin \gamma(t)$$

$$\dot{\phi}(t) = \frac{v(t)}{r(t)} \cos \gamma(t)$$

$$\dot{v}(t) = -g(r(t)) \sin \gamma(t) + \frac{T_{\max}}{m(t)} u_1(t)$$

$$\dot{\gamma}(t) = \left(\frac{v(t)}{r(t)} - \frac{g(r(t))}{v(t)} \right) \cos \gamma(t) + \frac{T_{\max}}{m(t)v(t)} u_2(t)$$

$$\dot{m}(t) = -\beta T_{\max} \|u(t)\|$$

- Thrust: $T(t) = u(t) T_{\max}$ (T_{\max} large: strong thrust)
- Control: $u(t) = (u_1(t), u_2(t))$ satisfying $\|u(t)\| = \sqrt{u_1(t)^2 + u_2(t)^2} \leq 1$



The coplanar orbit transfer problem

Initial conditions

$$r(0) = r_0, \varphi(0) = \varphi_0, v(0) = v_0, \gamma(0) = \gamma_0, m(0) = m_0,$$

Final conditions

- a point of a specified orbit: $r(t_f) = r_f, v(t_f) = v_f, \gamma(t_f) = \gamma_f$,
or
- an elliptic orbit of energy $K_f < 0$ and eccentricity e_f :

$$\xi_{K_f} = \frac{v(t_f)^2}{2} - \frac{\mu}{r(t_f)} - K_f = 0,$$

$$\xi_{e_f} = \sin^2 \gamma + \left(1 - \frac{r(t_f)v(t_f)^2}{\mu}\right)^2 \cos^2 \gamma - e_f^2 = 0.$$

(orientation of the final orbit not prescribed: $\varphi(t_f)$ free; in other words: argument of the final perigee free)



Optimization criterion

$$\max m(t_f) \quad (\text{note that } t_f \text{ has to be fixed})$$

Denis Polson



Application of the Pontryagin Maximum Principle

Hamiltonian

$$H(q, p, p^0, u) = p_r v \sin \gamma + p_\varphi \frac{v}{r} \cos \gamma + p_v \left(-g(r) \sin \gamma + \frac{T_{\max}}{m} u_1 \right) \\ + p_\gamma \left(\left(\frac{v}{r} - \frac{g(r)}{v} \right) \cos \gamma + \frac{T_{\max}}{mv} u_2 \right) - p_m \beta T_{\max} \|u\|,$$

Extremal equations

$$\dot{q}(t) = \frac{\partial H}{\partial p}(q(t), p(t), p^0, u(t)), \quad \dot{p}(t) = -\frac{\partial H}{\partial q}(q(t), p(t), p^0, u(t)),$$

Maximization condition

$$H(q(t), p(t), p^0, u(t)) = \max_{\|w\| \leq 1} H(q(t), p(t), p^0, w)$$



Application of the Pontryagin Maximum Principle

Hamiltonian

$$H(q, p, p^0, u) = p_r v \sin \gamma + p_\varphi \frac{v}{r} \cos \gamma + p_v \left(-g(r) \sin \gamma + \frac{T_{\max}}{m} u_1 \right) \\ + p_\gamma \left(\left(\frac{v}{r} - \frac{g(r)}{v} \right) \cos \gamma + \frac{T_{\max}}{mv} u_2 \right) - p_m \beta T_{\max} \|u\|,$$

Maximization condition leads to

- $u(t) = (u_1(t), u_2(t)) = (0, 0)$ whenever $\Phi(t) < 0$
- $u_1(t) = \frac{p_v(t)}{\sqrt{p_v(t)^2 + \frac{p_\gamma(t)^2}{v(t)^2}}}$, $u_2(t) = \frac{p_\gamma(t)}{v(t) \sqrt{p_v(t)^2 + \frac{p_\gamma(t)^2}{v(t)^2}}}$ whenever $\Phi(t) > 0$

where

$$\Phi(t) = \frac{1}{m(t)} \sqrt{p_v(t)^2 + \frac{p_\gamma(t)^2}{v(t)^2}} - \beta p_m(t) \quad (\text{switching function})$$



Application of the Pontryagin Maximum Principle

Hamiltonian

$$H(q, p, p^0, u) = p_r v \sin \gamma + p_\varphi \frac{v}{r} \cos \gamma + p_v \left(-g(r) \sin \gamma + \frac{T_{\max}}{m} u_1 \right) + p_\gamma \left(\left(\frac{v}{r} - \frac{g(r)}{v} \right) \cos \gamma + \frac{T_{\max}}{mv} u_2 \right) - p_m \beta T_{\max} \|u\|,$$

Transversality conditions

- case of a fixed point of a specified orbit: $p_\varphi(t_f) = 0$, $p_m(t_f) = -p^0$
- case of an orbit of given energy and eccentricity:

$$\partial_r \xi_{K_f} (p_\gamma \partial_v \xi_{E_f} - p_v \partial_\gamma \xi_{E_f}) + \partial_v \xi_{K_f} (p_r \partial_\gamma \xi_{E_f} - p_\gamma \partial_r \xi_{E_f}) = 0$$

Remark

- $p^0 \neq 0$ (no abnormal) $\Rightarrow p^0 = -1$
- no singular arc (Bonnard - Caillau - Faubourg - Gergaud - Haberkorn - Noailles - Trélat)

Shooting method

Find a zero of

$$S(t_f, p_0) = \begin{pmatrix} r(t_f, p_0) - r_f \\ v(t_f, p_0) - v_f \\ \gamma(t_f, p_0) - \gamma_f \\ p_\varphi(t_f, p_0) \\ p_m(t_f, p_0) - 1 \end{pmatrix} \text{ or } \begin{pmatrix} \xi_{K_f}(p_0) \\ \xi_{e_f}(p_0) \\ *** \\ p_\varphi(t_f, p_0) \\ p_m(t_f, p_0) - 1 \end{pmatrix},$$

Main problem: how to make the shooting method converge?

- initialization of the shooting method
- discontinuities of the optimal control



Shooting method

Main problem: how to make the shooting method converge?

- initialization of the shooting method
- discontinuities of the optimal control

Several methods:

- use first a direct method to provide a good initial guess, e.g. AMPL combined with IPOPT:



R. Fourer, D.M. Gay, B.W. Kernighan, *AMPL: A modeling language for mathematical programming*, Duxbury Press, Brooks-Cole Publishing Company (1993).



A. Wächter, L.T. Biegler *On the implementation of an interior-point iter line- search algorithm for large-scale nonlinear programming*, *Mathematical Programming* **106** (2006), 25–57.

but usual flaws of direct methods (computationally demanding, lack of numerical precision).



Shooting method

Main problem: how to make the shooting method converge?

- initialization of the shooting method
- discontinuities of the optimal control

Several methods:

- use the impulse transfer solution to provide a good initial guess:



P. Augros, R. Delage, L. Perrot, *Computation of optimal coplanar orbit transfers*, AIAA 1999.

but valid only for nearly circular initial and final orbits. See also:



J. Gergaud, T. Haberkorn, *Orbital transfer: some links between the low-thrust and the impulse cases*, Acta Astronautica **60**, no. 6-9 (2007), 649–657.



L.W. Neustadt, *A general theory of minimum-fuel space trajectories*, SIAM Journal on Control **3**, no. 2 (1965), 317–356.



Shooting method

Main problem: how to make the shooting method converge?

- initialization of the shooting method
- discontinuities of the optimal control

Several methods:

- multiple shooting method parameterized by the number of thrust arcs:



H. J. Oberle, K. Taubert, *Existence and multiple solutions of the minimum-fuel orbit transfer problem*, J. Optim. Theory Appl. **95** (1997), 243–262.



Shooting method

Main problem: how to make the shooting method converge?

- initialization of the shooting method
- discontinuities of the optimal control

Several methods:

- differential or simplicial continuation method linking the minimization of the L^2 -norm of the control to the minimization of the fuel consumption:



J. Gergaud, T. Haberkorn, P. Martinon, *Low thrust minimum fuel orbital transfer: an homotopic approach*, J. Guidance Cont. Dyn. **27**, 6 (2004), 1046–1060.



P. Martinon, J. Gergaud, *Using switching detection and variational equations for the shooting method*, Optimal Cont. Appl. Methods **28**, no. 2 (2007), 95–116.

but not adapted for high-thrust transfer.



Flattening the Earth

Observation:

Solving the optimal control problem for a flat Earth model with constant gravity is simple and algorithmically very efficient.

In view of that:

Continuation from this simple model to the initial round Earth model.



Simplified flat Earth model

System

$$\dot{x}(t) = v_x(t)$$

$$\dot{h}(t) = v_h(t)$$

$$\dot{v}_x(t) = \frac{T_{\max}}{m(t)} u_x(t)$$

$$\dot{v}_h(t) = \frac{T_{\max}}{m(t)} u_h(t) - g_0$$

$$\dot{m}(t) = -\beta T_{\max} \sqrt{u_x(t)^2 + u_h(t)^2}$$

max $m(t_f)$
 t_f free

Control

Control $(u_x(\cdot), u_h(\cdot))$ such that $u_x(\cdot)^2 + u_h(\cdot)^2 \leq 1$

- initial conditions: $x(0) = x_0$, $h(0) = h_0$, $v_x(0) = v_{x0}$, $v_h(0) = v_{h0}$, $m(0) = m_0$
- final conditions: $h(t_f) = h_f$, $v_x(t_f) = v_{xf}$, $v_h(t_f) = 0$

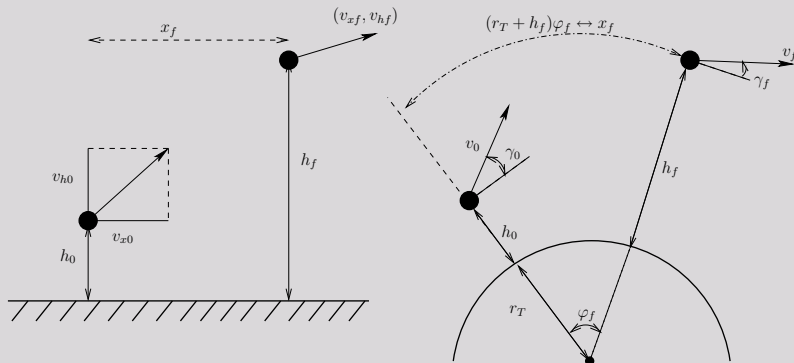


Modified flat Earth model

Idea: mapping circular orbits to horizontal trajectories

$$\begin{cases} x = r\varphi \\ h = r - r_T \\ v_x = v \cos \gamma \\ v_h = v \sin \gamma \end{cases} \iff \begin{cases} r = r_T + h \\ \varphi = \frac{x}{r_T + h} \\ v = \sqrt{v_x^2 + v_h^2} \\ \gamma = \arctan \frac{v_h}{v_x} \end{cases}$$

$$\begin{pmatrix} u_x \\ u_h \end{pmatrix} = \begin{pmatrix} \cos \gamma & -\sin \gamma \\ \sin \gamma & \cos \gamma \end{pmatrix} \begin{pmatrix} u_1 \\ u_2 \end{pmatrix}$$



Modified flat Earth model

Plugging this change of coordinates into the initial round Earth model:

$$\begin{aligned} \dot{r}(t) &= v(t) \sin \gamma(t) \\ \dot{\varphi}(t) &= \frac{v(t)}{r(t)} \cos \gamma(t) \\ \dot{v}(t) &= -g(r(t)) \sin \gamma(t) + \frac{T_{\max}}{m(t)} u_1(t) \\ \dot{\gamma}(t) &= \left(\frac{v(t)}{r(t)} - \frac{g(r(t))}{v(t)} \right) \cos \gamma(t) + \frac{T_{\max}}{m(t)v(t)} u_2(t) \\ \dot{m}(t) &= -\beta T_{\max} \|u(t)\| \end{aligned}$$

leads to...



Modified flat Earth model

Modified flat Earth model

$$\dot{x}(t) = v_x(t) + v_h(t) \frac{x(t)}{r_T + h(t)}$$

$$\dot{h}(t) = v_h(t)$$

$$\dot{v}_x(t) = \frac{T_{\max}}{m(t)} u_x(t) - \frac{v_x(t)v_h(t)}{r_T + h(t)}$$

$$\dot{v}_h(t) = \frac{T_{\max}}{m(t)} u_h(t) - g(r_T + h(t)) + \frac{v_x(t)^2}{r_T + h(t)}$$

$$\dot{m}(t) = -\beta T_{\max} \|u(t)\|$$

Differences with the simplified flat Earth model (with constant gravity):

- the term in green: variable (usual) gravity.
- the terms in red: "correcting terms" allowing the existence of horizontal (periodic up to translation in x) trajectories with no thrust.



Continuation procedure

Simplified flat Earth model (with constant gravity) $\xrightarrow[\text{procedure}]{\text{continuation}}$ modified flat Earth model:

$$\dot{x}(t) = v_x(t) + \lambda_2 v_h(t) \frac{x(t)}{r_T + h(t)}$$

$$\dot{h}(t) = v_h(t)$$

$$\dot{v}_x(t) = \frac{T_{\max}}{m(t)} u_x(t) - \lambda_2 \frac{v_x(t) v_h(t)}{r_T + h(t)}$$

$$\dot{v}_h(t) = \frac{T_{\max}}{m(t)} u_h(t) - \frac{\mu}{(r_T + \lambda_1 h(t))^2} + \lambda_2 \frac{v_x(t)^2}{r_T + h(t)}$$

$$\dot{m}(t) = -\beta T_{\max} \sqrt{u_x(t)^2 + u_h(t)^2}$$

2 parameters:

$$0 \leq \lambda_1 \leq 1$$

$$0 \leq \lambda_2 \leq 1$$

- $\lambda_1 = \lambda_2 = 0$: simplified flat Earth model with constant gravity
- $\lambda_1 = 1, \lambda_2 = 0$: simplified flat Earth model with usual gravity
- $\lambda_1 = \lambda_2 = 1$: modified flat Earth model (equivalent to usual round Earth)



Continuation procedure

Simplified flat Earth model (with constant gravity) $\xrightarrow[\text{procedure}]{\text{continuation}}$ modified flat Earth model:

$$\dot{x}(t) = v_x(t) + \lambda_2 v_h(t) \frac{x(t)}{r_T + h(t)}$$

$$\dot{h}(t) = v_h(t)$$

$$\dot{v}_x(t) = \frac{T_{\max}}{m(t)} u_x(t) - \lambda_2 \frac{v_x(t) v_h(t)}{r_T + h(t)}$$

$$\dot{v}_h(t) = \frac{T_{\max}}{m(t)} u_h(t) - \frac{\mu}{(r_T + \lambda_1 h(t))^2} + \lambda_2 \frac{v_x(t)^2}{r_T + h(t)}$$

$$\dot{m}(t) = -\beta T_{\max} \sqrt{u_x(t)^2 + u_h(t)^2}$$

2 parameters:

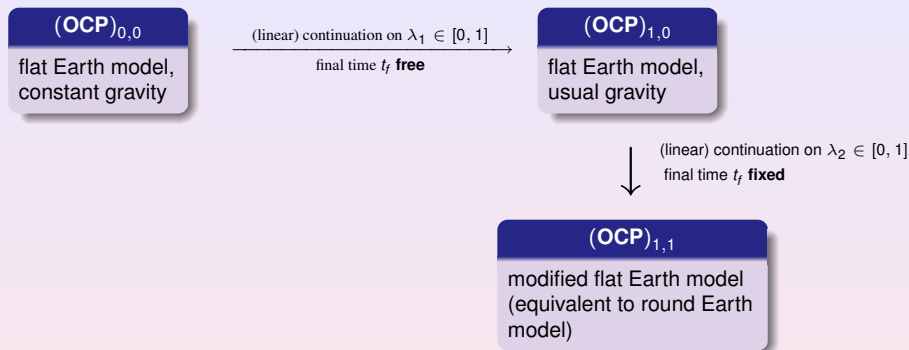
$$0 \leq \lambda_1 \leq 1$$

$$0 \leq \lambda_2 \leq 1$$

\rightsquigarrow Two-parameters family of optimal control problems: $(\text{OCP})_{\lambda_1, \lambda_2}$



Continuation procedure



Application of the PMP to $(\text{OCP})_{\lambda_1, \lambda_2} \Rightarrow$ series of shooting problems.



Change of coordinates

Remark: Once the continuation process has converged, we obtain the initial adjoint vector for $(\mathbf{OCP})_{1,1}$ in the modified coordinates.

To recover the adjoint vector in the usual cylindrical coordinates, we use the general fact:

Lemma

Change of coordinates $x_1 = \phi(x)$ and $u_1 = \psi(u)$
 \Rightarrow dynamics $f_1(x_1, u_1) = d\phi(x) \cdot f(\phi^{-1}(x_1), \psi^{-1}(u_1))$
 and for the adjoint vectors:

$$p_1(\cdot) = {}^t d\phi(x(\cdot))^{-1} p(\cdot).$$

Here, this yields:

$$p_r = \frac{x}{r_T + h} p_x + p_h$$

$$p_\varphi = (r_T + h) p_x$$

$$p_v = \cos \gamma p_{v_x} + \sin \gamma p_{v_h}$$

$$p_\gamma = v(-\sin \gamma p_{v_x} + \cos \gamma p_{v_h}).$$



Analysis of the flat Earth model

System

$$\dot{x} = v_x$$

$$\dot{h} = v_h$$

$$\dot{v}_x = \frac{T_{\max}}{m} u_x$$

$$\dot{v}_h = \frac{T_{\max}}{m} u_h - g_0$$

$$\dot{m} = -\beta T_{\max} \sqrt{u_x^2 + u_h^2}$$

Initial conditions

$$x(0) = x_0$$

$$h(0) = h_0$$

$$v_x(0) = v_{x0}$$

$$v_h(0) = v_{h0}$$

$$m(0) = m_0$$

Final conditions

$$x(t_f) \text{ free}$$

$$h(t_f) = h_f$$

$$v_x(t_f) = v_{xf}$$

$$v_h(t_f) = 0$$

$$m(t_f) \text{ free}$$

$$t_f \text{ free}$$

$$\max m(t_f)$$

Theorem

If $h_f > h_0 + \frac{v_{h0}^2}{2g_0}$, then the optimal trajectory is a succession of at most two arcs, and the thrust $\|u(\cdot)\| T_{\max}$ is

- either constant on $[0, t_f]$ and equal to T_{\max} ,
- or of the type $T_{\max} - 0$,
- or of the type $0 - T_{\max}$.

Analysis of the flat Earth model

Main ideas of the proof:

- Application of the PMP
- The switching function $\Phi = \frac{1}{m} \sqrt{p_{v_x}^2 + p_{v_h}^2} - \beta p_m$ satisfies:

$$\dot{\Phi} = \frac{-p_h p_{v_h}}{m \sqrt{p_{v_x}^2 + p_{v_h}^2}}$$

$$\ddot{\Phi} = \frac{\beta \|u\|}{m} \dot{\Phi} - \frac{m}{\sqrt{p_{v_x}^2 + p_{v_h}^2}} \dot{\Phi}^2 + \frac{p_h^2}{m \sqrt{p_{v_x}^2 + p_{v_h}^2}}$$

$\Rightarrow \Phi$ has at most one minimum

\Rightarrow strategies T_{\max} , $T_{\max} - 0$, $0 - T_{\max}$, or $T_{\max} - 0 - T_{\max}$

- The strategy $T_{\max} - 0 - T_{\max}$ cannot occur



Shooting method in the flat Earth model

A priori, we have:

5 unknowns

$\rho_h, \rho_{v_x}, \rho_{v_h}(0), \rho_m(0),$ and t_f

5 equations

$h(t_f) = h_f, v_x(t_f) = v_{xf}, v_h(t_f) = 0, \rho_m(t_f) = 1, H(t_f) = 0$

but using several tricks and some system analysis, the shooting method can be simplified to:

3 unknowns

$\rho_{v_x}, \rho_{v_h}(0),$ and the first switching time t_1

3 equations

$h(t_f) = h_f, v_x(t_f) = v_{xf}, v_h(t_1) + g_0 t_1 = g_0 \rho_{v_h}(0)$

⇒ very easy and efficient (instantaneous) algorithm

and **the initialization of the shooting method is automatic**
(CV for any initial adjoint vector)

⇒ automatic tool for initializing the continuation procedure



Numerical simulations

$$T_{\max} = 180 \text{ kN}$$

$$I_{sp} = 450 \text{ s}$$

Initial conditions

$$\varphi_0 = 0 \quad (\text{SSO})$$

$$h_0 = 200 \text{ km}$$

$$v_0 = 5.5 \text{ km/s}$$

$$\gamma_0 = 2 \text{ deg}$$

$$m_0 = 40000 \text{ kg}$$

Final conditions

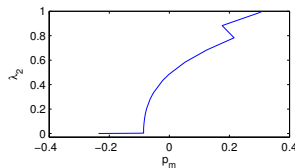
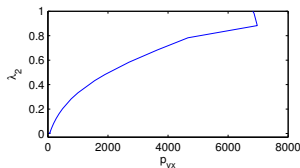
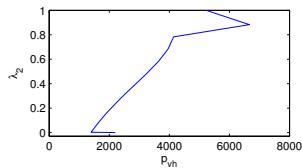
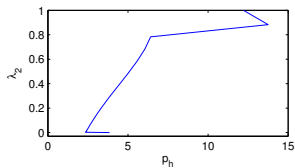
$$h_f = 800 \text{ km}$$

$$v_f = 7.5 \text{ km/s}$$

$$\gamma_f = 0 \text{ deg}$$

(nearly circular

final orbit)



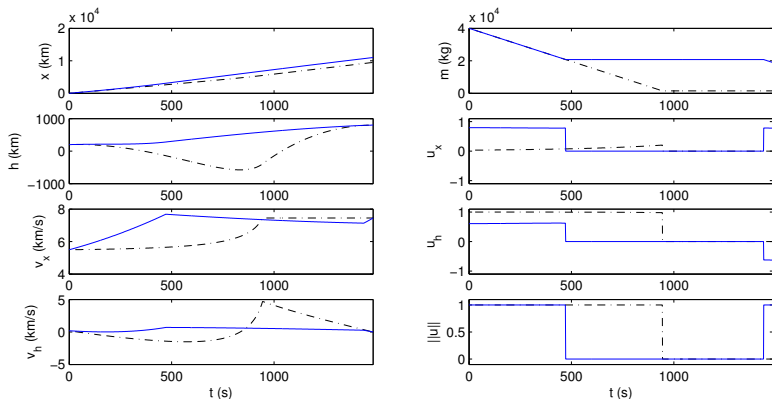
Evolution of the shooting function unknowns ($p_h, p_{v_x}, p_{v_h}, p_m$) (abscissa) with respect to homotopic parameter λ_2 (ordinate)

→ continuous but not C^1 path: $\lambda_2 \approx 0.01$, $\lambda_2 \approx 0.8$, and $\lambda_2 \approx 0.82$:

- $0 \leq \lambda_2 \lesssim 0.01$: $T_{\max} - 0$
- $0.01 \lesssim \lambda_2 \lesssim 0.8$: $T_{\max} - 0 - T_{\max}$
- $0.8 \lesssim \lambda_2 \lesssim 0.82$: $T_{\max} - 0$
- $0.82 \lesssim \lambda_2 \leq 1$: $T_{\max} - 0 - T_{\max}$



Numerical simulations



Trajectory and control strategy of $(\text{OCP})_{1,0}$ (dashed) and $(\text{OCP})_{1,1}$ (plain). $t_f \approx 1483\text{s}$

Remark

In the case of a final orbit (no injecting point): additional continuation on transversality conditions.



Numerical simulations

Comparison with a direct method:

- Heun (RK2) discretization with N points
- combination of AMPL with IPOPT
- needs however a careful initial guess

Continuation method

3 seconds:

- $(\mathbf{OCP})_{0,0}$: instantaneous
- from $(\mathbf{OCP})_{0,0}$ to $(\mathbf{OCP})_{1,0}$: 0.5 second
- from $(\mathbf{OCP})_{1,0}$ to $(\mathbf{OCP})_{1,1}$: 2.5 seconds

→ Accuracy: 10^{-12}

Direct method

- $N = 100$: 5 seconds
- $N = 1000$: 165 seconds
→ Accuracy: 10^{-6}



Conclusion

- Algorithmic procedure to solve the problem of minimization of fuel consumption for the coplanar orbit transfer problem by shooting method approach
- Does not require any careful initial guess

Open questions

- Is this procedure systematically efficient, for any possible coplanar orbit transfer?
- Extension to 3D

