



HAL
open science

Computing Liveness Sets for SSA-Form Programs

Florian Brandner, Benoit Boissinot, Alain Darté, Benoît Dupont de Dinechin,
Fabrice Rastello

► **To cite this version:**

Florian Brandner, Benoit Boissinot, Alain Darté, Benoît Dupont de Dinechin, Fabrice Rastello. Computing Liveness Sets for SSA-Form Programs. [Research Report] RR-7503, INRIA. 2011, pp.25. inria-00558509v2

HAL Id: inria-00558509

<https://inria.hal.science/inria-00558509v2>

Submitted on 12 Apr 2011

HAL is a multi-disciplinary open access archive for the deposit and dissemination of scientific research documents, whether they are published or not. The documents may come from teaching and research institutions in France or abroad, or from public or private research centers.

L'archive ouverte pluridisciplinaire **HAL**, est destinée au dépôt et à la diffusion de documents scientifiques de niveau recherche, publiés ou non, émanant des établissements d'enseignement et de recherche français ou étrangers, des laboratoires publics ou privés.



INSTITUT NATIONAL DE RECHERCHE EN INFORMATIQUE ET EN AUTOMATIQUE

Computing Liveness Sets for SSA-Form Programs

Florian Brandner — Benoit Boissinot — Alain Darte — Benoît Dupont de Dinechin —
Fabrice Rastello

N° 7503 — version 2

initial version Janvier 2011 — revised version Avril 2011

Domaine 2



R
apport
de recherche

Computing Liveness Sets for SSA-Form Programs

Florian Brandner* , Benoit Boissinot* , Alain Darte* ,
Benoît Dupont de Dinechin† , Fabrice Rastello*

Domaine : Algorithmique, programmation, logiciels et architectures
Équipe-Projet COMPSYS

Rapport de recherche n° 7503 — version 2 — initial version Janvier 2011 —
revised version Avril 2011 — 25 pages

Abstract: We revisit the problem of computing liveness sets, i.e., the set of variables live-in and live-out of basic blocks, for programs in strict SSA (static single assignment). Strict SSA is also known as SSA with dominance property because it ensures that the definition of a variable always dominates all its uses. This property can be exploited to optimize the computation of liveness sets.

Our first contribution is the design of a fast data-flow algorithm, which, unlike traditional approaches, avoids the iterative calculation of a fixed point. Thanks to the properties of strict SSA form and the use of a loop-nesting forest, we show that two passes are sufficient. A first pass, similar to the initialization of iterative data-flow analysis, traverses the control-flow graph in postorder propagating liveness information backwards. A second pass then traverses the loop-nesting forest, updating liveness information within loops.

Another approach is to propagate from uses to definition, one variable and one path at a time, instead of unioning sets as in standard data-flow analysis. Such a path-exploration strategy was proposed by Appel in his “Tiger book” and is also used in the LLVM compiler. Our second contribution is to show how to extend and optimize algorithms based on this idea to compute liveness sets one variable at a time using adequate data structures.

Finally, we evaluate and compare the efficiency of the proposed algorithms using the SPECINT 2000 benchmark suite. The standard data-flow approach is clearly outperformed, all algorithms show substantial speed-ups of a factor of 2 on average. Depending on the underlying set implementation either the path-exploration approach or the loop-forest-based approach provides superior performance. Experiments show that our loop-forest-based algorithm provides superior performances (average speed-up of 43% on the fastest alternative) when sets are represented as bitsets and for optimized programs, i.e., when there are more variables and larger live-sets and live-ranges.

Key-words: Liveness Analysis, SSA form, Compilers

This work is partly supported by the compilation group of STMicroelectronics.

* Compsys, LIP, UMR 5668 CNRS, INRIA, ENS-Lyon, UCB-Lyon

† Kalray

Calcul des ensembles de vivacité dans les programmes en forme SSA

Résumé :

Nous réexaminons le problème du calcul des ensembles de vivacité, c'est-à-dire des ensembles de variables en vie en entrée et sortie des blocs de base d'un programme en forme SSA (assignation unique statique) stricte. La forme SSA stricte est également appelée SSA avec propriété de dominance parce qu'elle garantit que la définition d'une variable domine toujours toutes ses utilisations. Nous exploitons cette propriété pour optimiser le calcul de vivacité.

Notre première contribution est la conception d'un algorithme rapide de type flot de données qui, à la différence des approches traditionnelles, évite les itérations de calcul de point fixe. Grâce aux propriétés de la forme SSA stricte et à l'utilisation d'une hiérarchie de boucles ("loop-nesting forest"), nous montrons que deux passes sont suffisantes. Une première passe, similaire à la phase d'initialisation de la méthode de flot de données itérative, propage les informations de vivacité en remontant un parcours en profondeur du graphe de flot de contrôle. Une deuxième passe parcourt la hiérarchie de boucles pour mettre à jour l'information dans les boucles.

Une autre approche consiste à propager depuis les utilisations jusqu'à la définition, une variable et un chemin à la fois, plutôt que d'effectuer des unions d'ensembles comme dans l'analyse de flot de données standard. Une telle stratégie d'exploration des chemins a été proposée par Appel dans son "Tiger book" et est également utilisée dans le compilateur LLVM. Notre seconde contribution est de montrer comment étendre et optimiser un algorithme basé sur cette idée pour calculer les ensembles de vivacité, une variable à la fois, et avec des structures de données adéquates.

Finalement, nous évaluons et comparons les performances des algorithmes proposés avec les "benchmarks" de SPECINT 2000. L'approche traditionnelle de flot de données est clairement surpassée par les autres algorithmes, avec un facteur d'amélioration de 2 en moyenne. Selon l'implantation des ensembles de vivacité, la meilleure approche est soit celle par remontée de chemin, soit celle utilisant la hiérarchie de boucles. Les expérimentations montrent que notre algorithme flot de données offre de meilleures performances (amélioration de 43% par rapport à la meilleure alternative) quant les ensembles sont représentés par des "bitsets" et pour les programmes optimisés, programmes avec plus de variables, et des ensembles de vivacité et des intervalles de vie plus grands.

Mots-clés : Calcul des ensembles de vivacité, affectation unique statique, compilateur

1 Introduction

Static single assignment (SSA) form is a popular program representation used by most modern compilers today. Initially developed to facilitate the development of high-level program transformations, SSA form has gained much interest in the scientific community due to its favorable properties that often allow to simplify algorithms and reduce computational complexity. Today, SSA form is even adopted for the final code generation phase [22], i.e., the backend. Several industrial and academic compilers, static or just-in-time, use SSA in their backends, e.g., LLVM [24], Java HotSpot [21], LAO [13], LibFirm [23, 10], Mono [27]. Recent research on register allocation [6, 14, 29] even allows to retain SSA form until the very end of the code generation process.

This work investigates the use of SSA properties to simplify and accelerate *liveness analysis*, i.e., an analysis that determines for all variables the set of program points where the variables' values are eventually used by subsequent operations. Liveness information is essential to solve storage assignment problems, eliminate redundancies, and perform code motion. For instance, optimizations like software pipelining, trace scheduling, register-sensitive redundancy elimination, if-conversion, as well as register allocation heavily rely on liveness information.

Traditionally, liveness information is obtained by data-flow analysis: liveness sets are computed for all basic blocks and variables in parallel by solving a set of data-flow equations [3]. These equations are usually solved by an iterative algorithm, propagating information backwards through the control-flow graph (CFG) until a fixed point is reached and the liveness sets stabilize. The number of iterations depends on the control-flow structure of the considered program, more precisely on the structure of its loops.

In this paper, we show that, for SSA-form programs, it is possible to design a data-flow algorithm to compute liveness sets *that does not require to iterate* to reach a fixed point. Instead, at most two passes over the CFG are necessary. The first pass, very similar to traditional data-flow analysis, computes partial liveness sets by traversing the CFG backwards. The second pass refines the partial liveness sets and computes the final solution by traversing a loop-nesting forest, as defined by Ramalingam [31]. For the sake of clarity, we first present our algorithm for reducible CFGs. Irreducible CFGs can be handled with a slight variation of the algorithm, with no need to modify the CFG itself (Section 4.3). Since our algorithm exploits advanced program properties some prerequisites have to be met by the input program and the compiler framework:

- The CFG of the input program is available.
- The program has to be in strict SSA form.
- A loop-nesting forest of the CFG is available.

These assumptions are weak and easy to meet for clean-sheet designs. The SSA requirement is the main obstacle for compilers not already featuring it.

For SSA programs, another approach is possible that follows the classical definition of liveness: a variable is live at a program point p , if p belongs to a path of the CFG leading from a definition of that variable to one of its uses without passing through another definition of the same variable. Therefore, the live-range of a variable can be computed using a backward traversal starting on its uses and stopping when reaching its (unique) definition. For comparison, we designed optimized implementations of this path-exploration principle (see

Section 5), for both SSA and non-SSA programs, and compared the efficiency of the resulting algorithms with our novel non-iterative data-flow algorithm.

Our experiments using the SPECINT 2000 benchmark suite in a production compiler demonstrate that the non-iterative data-flow algorithm outperforms the standard iterative data-flow algorithm by a factor of 2 on average. By construction, our algorithm is best suited for a set representation, such as bitsets, favoring operations on whole sets. In particular, for optimized programs, which have non-trivial live-ranges and a larger number of variables, our algorithm achieves a speed-up of 43% on average in comparison to the fastest alternative based on path exploration.

Before detailing our two-passes data-flow algorithm (Section 4) and the algorithms based on path-exploration (Section 5), we summarize in Section 2 different approaches for liveness analysis and provide in Section 3 some concepts that form the theoretical underpinning of our algorithm. Experiments are described in Section 6. We conclude in Section 7.

2 Related Work

Literature treating specifically the problem of liveness computation is rare. The general approach is to use iterative data-flow analysis, which goes back to Kildall [20]. The algorithms are, however, not specialized to the computation of liveness sets, and may thus incur overhead. Kam et al. [19] explored the complexity of round-robin data-flow algorithms, i.e., those propagating information according to a node ordering derived from a depth-first spanning tree T and iterating until the analysis result stabilizes. Generalizing the result of Hecht and Ullman [17], they showed that the number of iterations for data-flow problems on graphs is bounded by $d(G, T) + 3$, where $d(G, T)$ denotes the *loop connect- edness* of the (reverse) control-flow graph G for T , i.e., the maximal number of back edges (with respect to T) in a cycle-free path in G (see also Section 4). Empirical results by Cooper [11] indicate that the order in which basic blocks are processed is critical and directly impacts the number of iterations. In contrast, our non-iterative data-flow algorithm requires at most two passes over the CFG, in all cases.

An alternative way to solve data-flow problems is interval analysis [2] and other elimination-based approaches [32]. The initial work on interval analysis [2] demonstrates how to compute liveness information using only three passes over the *intervals* of the CFG. However, the problem statement involves, besides the computation of liveness sets, several intermediate problems, including separate sets for reaching definitions and upward-exposed uses. Furthermore, the number of intervals of a CFG grows with the number of loops. Also, except for the Graham-Wegman algorithm, interval-based algorithms require the CFG (resp. the reverse CFG) to be reducible for a forward (resp. backward) analysis [32]. In practice, irreducible CFGs are rare, but liveness analysis is a backward data-flow problem, which frequently leads to irreducible reverse CFGs. In contrast, our algorithm does not require the *reverse* CFG to be reducible. However, if the CFG is irreducible, the backward traversal of the CFG (and the corresponding propagation of liveness information) needs to be slightly modified (see Section 4.3), but with no modification of the CFG itself.

Another approach to compute liveness was proposed by Appel [3, p. 429]. Instead of computing the liveness information for all variables at the same time,

variables are handled individually by exploring paths through the CFG starting from variable uses. An equivalent approach using logic programming was presented by McAllester [25], showing that liveness analysis can be performed in time proportional to the number of instructions and variables of the input program. However, his theoretical analysis is limited to an input language with simple conditional branches having at most two successors. A more generalized analysis will be given later, both in terms of theoretical complexity (Section 5.4) and of practical evaluation (Section 6).

3 Foundations

This section introduces the notations used throughout this paper and presents the necessary theoretical foundations. Readers familiar with flow graphs, loop-nesting forests, dominance, and SSA form can skip ahead to Section 4.

3.1 Control Flow and Loop Structure

A *control-flow graph* $G = (V, E, r)$ is a directed graph, with nodes V , edges E , and a distinguished node $r \in V$ with no incoming edges. Usually, the CFG nodes represent the basic blocks of a procedure or function, every block is in turn associated with a list of operations or instructions.

Paths Let $G = (V, E, r)$ be a CFG. A *path* \mathcal{P} of length k from a node u to a node v in G is a non-empty sequence of nodes (v_0, v_1, \dots, v_k) such that $u = v_0$, $v = v_k$, and $(v_{i-1}, v_i) \in E$ for $i \in [1..k]$. Implicitly, a single node forms a (trivial) path of length 0 and a self-loop forms a path of length 1. We assume that the CFG is connected, i.e., there exists a path from the root node r to every other node.

Dominance A node x in a CFG *dominates* another node y if every path from the root r to y contains x . The dominance is said to be strict if, in addition, $x \neq y$. A well-known property is that the transitive reduction of the dominance relation forms a tree, the *dominator tree*.

Loop-nesting forest Ramalingam [31] gave a recursive constructive definition of loop-nesting forests as follows:

1. Partition the CFG into its strongly connected components (SCCs). Every non-trivial SCC, i.e., with at least one edge, is called a *loop*.
2. Within each non-trivial SCC, consider the set of nodes not dominated by any other node of the same SCC. Among these nodes, choose a non-empty subset and call it the set of *loop-headers*.
3. Remove all edges, inside the SCC, that lead to one of the loop-headers. Call these edges the *loop-edges*.
4. Repeat this partitioning recursively for every SCC after removing its loop-edges. The process stops when only trivial SCCs remain.

This decomposition can be represented by a forest, where each non-trivial SCC, i.e., every loop, is represented by an internal node. The children of a loop's node represent all inner loops (i.e., all non-trivial SCCs it contains) as well as the regular basic blocks of the loop's body. The forest can easily be turned into a tree by introducing an artificial root node, corresponding to the entire CFG. Its leaves are the nodes of the CFG, while internal nodes, labeled by loop-headers, correspond to loops. Note also that a loop-header cannot belong

to any inner loop because all edges leading to it are removed before computing inner loops.

Reducible control-flow graphs A CFG is *reducible* if every loop has a single loop-header that dominates all nodes of the loop [16]. In other words, the only way to enter a loop is through its unique loop-header. Because of its structural properties, the class of reducible control-flow graphs is of special interest for compiler writers. Indeed, the vast majority of programs exhibit reducible CFGs. Also, as pointed out earlier, unlike other approaches that compute liveness information, we only need to discuss the reducibility of the original CFG, not of the reverse CFG.

Computing a loop-nesting forest The loop-nesting forest of a reducible CFG is unique and can be computed in $O(|V| \log^*(|E|))$. For example, Tarjan's algorithm [34] performs a bottom up traversal in a depth-first search tree of the CFG, identifying inner (nested) loops first. Because irreducible loops have more than one undominated node, the loop-nesting forest of an irreducible graph is not unique [31]. An interesting and simple-to-engineer loop-nesting forest algorithm is the one of Havlak [15], later improved by Ramalingam [30] to fix a complexity issue. Havlak's algorithm is a simple generalization of Tarjan's algorithm. It identifies a loop as a set of descendants of a back-edge target that can reach its source. In that case, the set of loop-headers is restricted to a single entry node, the target of a back-edge. Also, during the process of loop identification, whenever an entry node that is not the loop-header is encountered, the corresponding incoming edge (from a non-descendant node) is replaced by an edge to the loop-header.

3.2 Static Single Assignment Form

Static single assignment (SSA) form [12], is a popular program representation used in many compilers nowadays. In SSA form, each scalar variable is defined only once statically in the program text. To construct SSA form, variables having multiple definitions are replaced by several new *SSA-variables*, one for each definition. A problem appears when a use in the original program was reachable from multiple definitions. The new variables need to be disambiguated in order to preserve the program's semantic. The problem is solved by introducing ϕ -functions that are placed at control-flow joins. Depending on the actual execution flow, a ϕ -function defines a new SSA-variable by selecting the SSA-variable corresponding to the respective definition.

In this paper, we require that the program under SSA form is *strict*. In a strict program, every path from the root r to a use of a variable contains the definition of this variable. Because there is only one (static) definition per variable, strictness is equivalent to the *dominance property*, which states that each use of a variable is dominated by its definition. This is true for all uses including a use in a ϕ -operation by considering that such a use actually takes place in the predecessor block from where it originates.

3.3 Liveness

Liveness is a property relating program points to sets of variables which are considered to be *live* at these program points. Intuitively, a variable is considered live at a given program point when its value is used in the future by

any dynamic execution. Statically, liveness can be approximated by following paths, backwards, through the control-flow graph leading from uses of a given variable to its definitions - or in the case of SSA form to its unique definition. The variable is live at all program points along these paths. For a CFG node q , representing an instruction or a basic block, a variable v is *live-in* at q if there is a path, not containing the definition of v , from q to a node where v is used. It is *live-out* at q if it is live-in at some successor of q .

The computation of live-in and live-out sets at the entry and the exit of basic blocks is usually termed *liveness analysis*. It is indeed sufficient to consider only these sets since liveness within a basic block is trivial to recompute from its live-out set, either by traversing the block or by precomputing which variables are defined or upward-exposed (see Section 4). *Live-ranges* are closely related to liveness. Instead of associating program points with sets of live variables, the live-range of a variable specifies the set of program points where that variable is live. Live-ranges in programs under strict SSA form exhibit certain useful properties, some of which have been exploited for register allocation [14, 6], some of which can be exploited during the computation of liveness information. However, the special behavior of ϕ -operations often causes confusion on where exactly its operands are actually used and defined.

For a regular operation, variables are used and defined where the operation takes place. However, the semantics of ϕ -functions (and in particular the actual place of ϕ -uses) should be defined carefully, especially when dealing with SSA destruction. In all algorithms for SSA destruction, such as [7, 33, 5], a use in a ϕ -operation is considered live somewhere inside the corresponding predecessor block, but, depending on the algorithm and, in particular, the way parallel copies are inserted, it may or may not be considered as live-out for that predecessor block. Similarly, the definition of a ϕ -operation is always considered to be at the beginning of the block, but, depending on the algorithm, it may or may not be marked as live-in for the block. To make the description of algorithms easier, we follow the definition by Sreedhar [33]. For a ϕ -function $a_0 = \phi(a_1, \dots, a_n)$ in block B_0 , where a_i comes from block B_i , then:

- a_0 is considered to be live-in for B_0 , but, with respect to this ϕ -function, it is not live-out for B_i , $i > 0$.
- a_i , $i > 0$, is considered to be live-out of B_i , but, with respect to this ϕ -function, it is not live-in for B_0 .

This corresponds to placing a copy of a_i to a_0 on each edge from B_i to B_0 . The data-flow equations given hereafter and the presented algorithms follow the same semantics. They require minor modifications when other ϕ -semantics are desired. We will come back to these subtleties in Section 4.2.2.

3.4 Complexity of Liveness Algorithms

The running times of liveness algorithms depend on several parameters. Some of them can only be evaluated by experiments, for example the locality in data structures, the cost of function calls instead of inlined operations, etc. This will be discussed in Section 6. However, some of them can be evaluated statically:

- How often are the program's instructions visited?
- How often are the CFG edges and nodes traversed?
- How many operations are performed on the algorithm's data structures and how costly are they?

Usually, liveness algorithms do not consider *local variables*, i.e., those defined in a block and used only there, as they are not part of live-in and live-out sets. The complexity of operations on variable sets is then measured in terms of $|W|$, where W is the set of non-local variables, called *global variables*. However, to identify local and global variables, to identify uses and definitions, all instructions of the program P need to be visited. Traversing its internal representation is costly and, moreover, is not necessarily linked to $|W|$ as it involves all variables. In other words, any liveness algorithm requires at least $|P|$ operations to read the program and, in practice, it is better to read it only once.

After possibly some precomputations in $O(|P|)$ operations, liveness algorithms work on the CFG $G = (V, E, r)$. The number of operations can then be evaluated in terms of $|V|$ and $|E|$, i.e., the number of times blocks and control-flow edges are visited. Hereafter, we assume $|V| - 1 \leq |E| \leq |V|^2$. The costs of these operations depend on the data structures used, both for intermediate results (e.g., uses of a variable or upward-exposed uses in a block) and for the final results, the live-in and live-out sets. For these sets, either lists (ordered or unordered) or bitsets can be used (we will not consider hash tables). The complexity has then to be discussed according to the operations performed: test if an element is in a set, insertion in a set, union of two sets, sorting of a set. The best choice of the data structures may depend on the liveness algorithm used, but also on the algorithms that will use the live-in and live-out sets afterwards. Such a complexity analysis will be done for each algorithm given hereafter.

4 Data-Flow Approaches

A well-known and frequently used approach to compute the live-in and live-out sets of basic blocks is backward data-flow analysis [3]. The liveness sets are given by a set of *equations* that relate the *upward-exposed uses* and the *definitions* occurring within a basic block to the live-in and live-out sets of the predecessors and successors in the CFG. A use is said to be *upward-exposed* when a variable is used within a basic block and no definition of the same variable precedes the use locally within that basic block. The sets of upward-exposed uses and definitions do not change during liveness analysis and can thus be precomputed.

In the following equations, we denote by $\text{PhiDefs}(B)$ the variables defined by ϕ -operations at entry of the block B and by $\text{PhiUses}(B)$ the set of variables used in a ϕ -operation at entry of a block successor of the block B .

$$\begin{aligned} \text{LiveIn}(B) &= \text{PhiDefs}(B) \cup \text{UpwardExposed}(B) \cup (\text{LiveOut}(B) \setminus \text{Defs}(B)) \\ \text{LiveOut}(B) &= \bigcup_{S \in \text{succs}(B)} (\text{LiveIn}(S) \setminus \text{PhiDefs}(S)) \cup \text{PhiUses}(B) \end{aligned}$$

4.1 Complexity of Standard Data-Flow Approaches

The equations of the data-flow analysis can be solved efficiently using a simple iterative work-list algorithm that propagates liveness information among the basic blocks of the CFG. The liveness sets are refined on every iteration of the algorithm until a fixed point is reached, i.e., the algorithm stops when the sets cannot be refined any further. When the work-list contains edges of the CFG, the number of set operations can be bounded by $O(|E||W|)$ [28], as each set can be modified (grow) at most $|W|$ times. As recalled in Section 2, the *round robin* algorithm [17, 19] allows another bound to be derived based on $d(G, T)$, the *loop*

connectedness of the reverse CFG G , i.e., the maximal number of back edges (with respect to a depth-first spanning tree T) in a cycle-free path in G . The algorithm traverses the complete CFG on every iteration, at most $(d(G, T) + 3)$ times, and thus results in $O(|E|(d(G, T) + 3))$ set operations. These operations are mainly unions of sets, which can be performed in $O(|W|)$ for bitsets or ordered lists. The complexity is higher for unordered lists as the union is more costly, unless an intermediate sparse-set is used [8].

Depending on the structure of the program being analyzed, either of the two algorithms leads to a faster termination. In addition, both need a preliminary step to compute the upward-exposed uses and definitions of each basic block. This requires visiting every instruction of the program once, thus in time $O(|P|)$ where $|P|$ is the size of the program representation. Each operation consists in possibly inserting a global variable in a set, which is $O(1)$ for a bitset, $O(\log(|W|))$ for an ordered list, and $O(|W|)$ for an unordered list. For this last case, it is only $O(1)$ if a flag for each variable attests that the variable has not been already inserted, as it is for example done in Algorithm 8. Finally, assuming that the insertion is indeed $O(1)$, thus in particular for bitsets, the overall complexity is either $O(|P| + |E||W|^2)$ or $O(|P| + |E||W|(d(G, T) + 3))$ depending on the update strategy. Our contribution in the rest of this section is the design, for strict SSA programs, of a liveness data-flow algorithm whose complexity is only $O(|P| + |E||W|)$, in other words, near-optimal as it includes the time to read the program, i.e., $O(|P|)$, and the time to propagate/generate the output, i.e., $O(|E||W|)$. We point out that it is also possible to design optimized algorithms based on path exploration, with the same near-optimal complexity $O(|P| + |E||W|)$, and operating at basic block level. This will be explained in Section 5.

4.2 Liveness Sets On Reducible Graphs

Instead of computing a fixed point, we show that liveness information can be derived in two passes over the control-flow graph by exploiting properties of strict SSA form. The first version of the algorithm requires the CFG to be reducible. We then show that arbitrary control-flow graphs can be handled elegantly and with no additional cost, except for a cheap preprocessing step on the loop-nesting forest. The algorithm proceeds in two steps:

1. A backward pass propagates partial liveness information upwards using a postorder traversal of the CFG.
2. The partial liveness sets are then refined by traversing the loop-nesting forest, propagating liveness from loop-headers down to all basic blocks within loops.

Algorithm 1 shows the necessary initialization and the high-level structure to compute liveness in two-passes.

Algorithm 1 Two-passes liveness analysis: reducible CFG.

```

1: function COMPUTE_LIVESETS_SSA_REDUCIBLE(CFG)
2:   for each basic block  $B$  do
3:     mark  $B$  as unprocessed
4:   DAG_DFS( $R$ ) ▷  $R$  is the CFG root node
5:   for each root node  $L$  of the loop-nesting forest do
6:     LoopTree_DFS( $L$ )

```

The postorder traversal is shown by Algorithm 2 which performs a simple depth-first search and associates every basic block of the CFG with partial liveness sets. The algorithm roughly corresponds to the precomputation step of the traditional iterative data-flow analysis. However, loop-edges are not considered during the traversal (Line 2). Recalling the definition of liveness for ϕ -operations, $\text{PhiUses}(B)$ denotes the set of variables live-out of basic block B due to uses by ϕ -operations in B 's successors. Similarly, $\text{PhiDefs}(B)$ denotes the set of variables defined by a ϕ -operation in B .

Algorithm 2 Partial liveness, with postorder traversal

```

1: function DAG_DFS(block  $B$ )
2:   for each  $S \in \text{succs}(B)$  if  $(B, S)$  is not a loop-edge do
3:     if  $S$  is unprocessed then DAG_DFS( $S$ )
4:    $Live = \text{PhiUses}(B)$ 
5:   for each  $S \in \text{succs}(B)$  if  $(B, S)$  is not a loop-edge do
6:      $Live = Live \cup (\text{LiveIn}(S) \setminus \text{PhiDefs}(S))$ 
7:    $\text{LiveOut}(B) = Live$ 
8:   for each program point  $p$  in  $B$ , backward do
9:     remove variables defined at  $p$  from  $Live$ 
10:    add uses at  $p$  to  $Live$ 
11:   $\text{LiveIn}(B) = Live \cup \text{PhiDefs}(B)$ 
12:  mark  $B$  as processed

```

The next phase, traversing the loop-nesting forest, is shown by Algorithm 3. The live-in and live-out sets of all basic blocks within a loop are unified with the liveness sets of its loop-header. This is sufficient in order to compute valid liveness information due to the fact that a variable whose live-range crosses a back-edge of the loop is live-in and live-out at all basic blocks of the loop (see the proofs in Section 4.2.2).

Algorithm 3 Propagate live variables within loop bodies.

```

1: function LOOPTREE_DFS(node  $N$  of the loop forest)
2:   if  $N$  is a loop node then
3:     Let  $B_N = \text{Block}(N)$  ▷ The loop-header of  $N$ 
4:     Let  $LiveLoop = \text{LiveIn}(B_N) \setminus \text{PhiDefs}(B_N)$ 
5:     for each  $M \in \text{LoopTree\_succs}(N)$  do
6:       Let  $B_M = \text{Block}(M)$  ▷ Loop-header or block
7:        $\text{LiveIn}(B_M) = \text{LiveIn}(B_M) \cup LiveLoop$ 
8:        $\text{LiveOut}(B_M) = \text{LiveOut}(B_M) \cup LiveLoop$ 
9:       LoopTree_DFS( $M$ )

```

4.2.1 Complexity

In contrast to iterative data-flow algorithms, our algorithm has only two phases. The first traverses the CFG once, the second traverses the loop-nesting forest once. The number of operations performed during the CFG traversal of Algorithm 2 can be bounded by $O(|V| + |E|)$ unions of sets and $O(|P|)$ set insertions. Thus, assuming $|V| - 1 \leq |E|$, the complexity of the first phase is $O(|E||W| + |P|)$ for bitsets. It is $O(|E||W| + |P| \log(|W|))$ if ordered lists are used instead.

The traversal of the loop-nesting forest follows a similar pattern. The size of the forest is at most twice the number of basic blocks $|V|$ in the CFG, because every loop node in the loop-nesting forest has one child node representing a basic block (a leaf in the forest). The loop body is executed exactly once for every node of the loop nesting forest, which gives an upper bound for the number of set (union) operations for Algorithm 3 in $O(|V|)$. Since $|V| - 1 \leq |E|$, this phase does not change the overall complexity mentioned above. The same is true for the unmark initialization phase. Our non-iterative data-flow algorithm has thus the expected near-optimal complexity $O(|P| + |E||W|)$, as claimed before. It avoids the multiplicative factor that bounds the number of iterations in standard iterative data-flow algorithms.

4.2.2 Correctness

The previous algorithms were specialized for the case where ϕ -functions are interpreted as parallel copies at the CFG edges preceding the ϕ -functions. For the correctness proofs, we resort to the following, more generic, ϕ -semantics. A ϕ -function $a_0 = \phi(a_1, \dots, a_n)$ at basic block B_0 , receiving its arguments from blocks B_i , $i > 0$, is represented by a fresh variable a_ϕ , a copy $a_0 = a_\phi$ at B_0 , and copies $a_\phi = a_i$ at B_i , for $i > 0$. Now, with respect to this ϕ -function, a_i , for $i > 0$, is not live-out at B_i and a_0 is not live-in at B_0 anymore. As for a_ϕ , since it is not a SSA variable, it is not covered by the following lemmas. But its live-range is easily identified: it is live-in at B_0 and live-out at B_i , $i > 0$, and nowhere else. Other ϕ -semantics extend the live-ranges of the ϕ -operands with parts of the live-range of a_ϕ and can thus be handled by locally refining the live-in and live-out sets. This explains why, in Algorithm 2, $\text{PhiUses}(B)$ is added to $\text{LiveOut}(B)$ (Line 4), $\text{PhiDefs}(B)$ is added to $\text{LiveIn}(B)$ (Line 11), and $\text{PhiDefs}(S)$ is removed from $\text{LiveIn}(S)$ (Line 6). This ensures that the variable defined by a ϕ -function is marked as live-in and its uses as live-out at the predecessors. A similar adjustment appears on Line 4 of Algorithm 3.

The first pass propagates the liveness sets using a postorder traversal of the *reduced graph* $\mathcal{F}_L(G)$ of the CFG, obtained by removing all loop-edges¹ from the CFG. We first show that this pass correctly propagates liveness information to the loop-headers of the original CFG.

Lemma 1. *Let G be a reducible CFG, v a SSA variable, and d its definition. If L is a maximal loop not containing d , then v is live-in at the loop-header h of L iff there is a path in $\mathcal{F}_L(G)$, not containing d , from h to a use of v .*

Proof. If v is live-in at h , there is a cycle-free path in the CFG from h to a use of v that does not go through d . Suppose this path contains a loop-edge (s, h') where h' is the header of a loop L' , and $s \in L'$. Since the path has no cycle, $h' \neq h$ and thus $L \neq L'$. Now, two cases could occur:

- If $h \in L'$, L is contained in L' . As L is a maximal loop not containing d , $d \in L'$. Thus h' dominates d . This contradicts the fact that d strictly dominates all nodes where the variable v is live-in, in particular h' .
- If $h \notin L'$, then the path from h enters the loop L' a first time before going through the loop-edge (s, h') . Since the graph is reducible, the only way to enter L' is through h' , thus there are two occurrences of h' in the path. Impossible since the path is cycle-free.

¹Note that, since the CFG is reducible, the loop-forest is unique so there is no ambiguity in defining loop-edges.

Thus, the path does not contain any loop-edges, which means that it is a valid path in $\mathcal{F}_{\mathcal{L}}(G)$. Conversely, if there exists a path in $\mathcal{F}_{\mathcal{L}}(G)$, then, of course, the variable v is live-in at h , since $\mathcal{F}_{\mathcal{L}}(G)$ is a sub-graph of the original graph G . \square

Lemma 1 does not apply if there is no loop L satisfying the conditions. The following lemma covers this case.

Lemma 2. *Let G be a reducible CFG, v a SSA variable, and d its definition. Let p be a node of G such that all loops containing p also contain d . Then v is live-in at p iff there is a path in $\mathcal{F}_{\mathcal{L}}(G)$, from p to a use of v , not containing d .*

Proof. If v is live-in at p , there exists a cycle-free path in G from p to a use of v that does not contain d . Suppose this path contains a loop-edge (s, h) where h is the loop-header of a loop L , and $s \in L$:

- If $p \in L$ then $d \in L$ by hypothesis. Thus h dominates d , which is again, as in Lemma 1, impossible.
- If $p \notin L$, since s is in the loop, there has to be a previous occurrence of h on the path. Indeed, because the CFG is reducible, h is the only entry of L . This contradicts the fact that the path is cycle-free.

It follows that the path cannot contain any loop-edges. The path is thus a valid path in $\mathcal{F}_{\mathcal{L}}(G)$. Conversely, if there exists a path in $\mathcal{F}_{\mathcal{L}}(G)$, then v is live-in at p , since $\mathcal{F}_{\mathcal{L}}(G)$ is a sub-graph of the original graph G . \square

Algorithm 2, which propagates liveness information along the DAG $\mathcal{F}_{\mathcal{L}}(G)$, can only mark variables as live-in that are indeed live-in. Furthermore, if, after this propagation, a variable v is missing in the live-in set of a CFG node p , Lemma 2 shows that p belongs to a loop that does not contain the definition of v . Let L be such a maximal loop. According to Lemma 1, v is correctly marked as live-in at the header of L . The next lemma shows that the second pass of the algorithm (Algorithm 3) correctly adds variables to the live-in and live-out sets where they are missing.

Lemma 3. *Let G be a reducible CFG, L a loop, and v a SSA variable. If v is live-in at the loop-header of L , it is live-in and live-out at every CFG node in L .*

Proof. If v is live-in at h , the loop-header of L , then the definition d of v strictly dominates the CFG node h , thus $d \notin L$. Indeed, h cannot be dominated by any other node in L . Let p be a CFG node in L . Since L is strongly connected, there is a non-trivial path from p to h . It does not contain d as $d \notin L$. Since v is live-in at h , there is a path from h to a use of v that does not contain d . Concatenating these two paths proves that v is live-in at p . It is also live-out at p since p has a successor, where v is live-in, on the path from p to h . \square

This lemma proves the correctness of the second pass, which propagates the liveness information within loops. Every CFG node, which is not yet associated with accurate liveness information, is properly updated by the second pass. Moreover, no variable is added where it should not be added.

Example 1. The CFG of Figure 1a is a pathological case for iterative data-flow analysis. The precomputation phase does not mark variable a as live throughout the two loops. An iteration is required for every loop-nesting level until the final

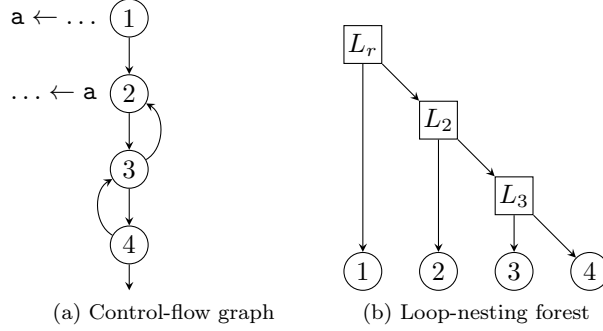


Figure 1: Bad case for iterative data-flow analysis.

solution is computed. In our algorithm, after the CFG traversal, the traversal of the loop-nesting forest (Figure 1b) propagates the missing liveness information from the loop-header of loop L_2 down to all blocks within the loop's body and all inner loops, i.e., blocks 3 and 4 of L_3 . \square

4.3 Liveness Sets on Irreducible Flow Graphs

It is well-known that every irreducible CFG can be transformed into a semantically *equivalent* reducible flow graph, for example, using node splitting [18, 1]. The graph may, unfortunately, grow exponentially during the processing [9]. However, when liveness information is to be computed, a relaxed notion of equivalence is sufficient. We first show that every irreducible CFG can be transformed into a reducible CFG, without size explosion, such that the liveness in both graphs is *equivalent*. Actually, there is no need to transform the graph explicitly. Instead, the effect of the transformation can be directly emulated in Algorithm 2, with a slight modification, so as to handle irreducible CFGs.

For every loop L , $EntryEdges(L)$ denotes the set of entry-edges, i.e., the edges leading, from a basic block that is not part of the loop L , to a block within L . $Entries(L)$ denotes the set of L 's entry-nodes, i.e., the nodes that are target of an entry-edge. Similarly, $PreEntries(L)$ denotes the set of blocks that are the source of an entry-edge. The set of loop-edges is given by $LoopEdges(L)$. Given a loop L from a graph $G = (V, E, r)$, we define the graph $\Psi_L(G) = (E', V', r)$ as follows. The graph is extended by a new node δ_L , which represents the (unique) loop-header of L after the transformation. All edges entering the loop from preentry-nodes are redirected to this new header. The loop-edges of L are similarly redirected to δ_L and additional edges are inserted leading from δ_L to L 's former loop-headers. More formally:

$$E' = E \setminus LoopEdges(L) \setminus EntryEdges(L) \cup \{(s, \delta_L) \mid s \in PreEntries(L)\} \\ \cup \{(s, \delta_L) \mid \exists (s, h) \in LoopEdges(L)\} \cup \{(\delta_L, h) \mid h \in LoopHeaders(L)\}$$

Repeatedly applying this transformation yields a reducible graph, slightly larger than the original graph, in which each node is still reachable from the root r . Depending on the order in which loops are considered, entry-edges may be updated several times during the processing in order to reach their final positions. But the loop-forest structure remains the same. The next example illustrates this transformation.

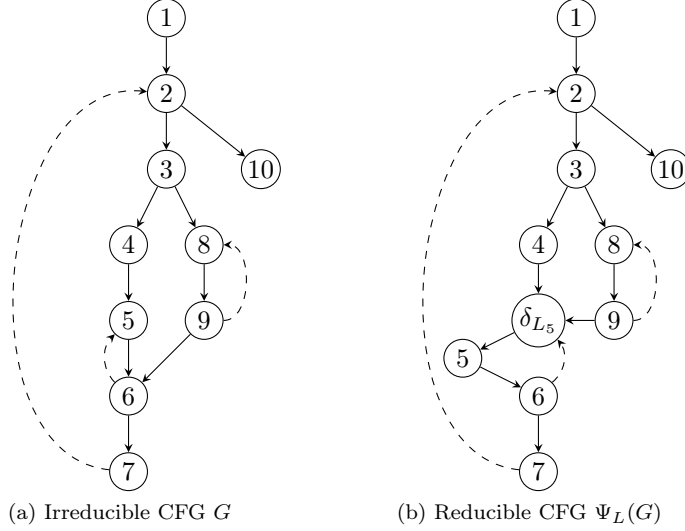


Figure 2: A reducible CFG derived from an irreducible CFG, using the loop-forest depicted in Figure 3.

Example 2. Consider the CFG of Figure 2a and the loop-nesting forest in Figure 3, where node 5 was selected as loop-header for L_5 , the loop containing the nodes 5 and 6. As both nodes are entry-nodes, via the preentry-nodes 4 and 9, the CFG is irreducible. The transformed reducible graph $\Psi_{L_5}(G)$ is depicted in Figure 2b. The graph might not reflect the semantics of the original program during execution, but it preserves the liveness properties of the original graph for a strict SSA program, as we will show in Theorem 1. \square

To avoid building this transformed graph explicitly, an elegant alternative is to modify the CFG traversal (Algorithm 2). To make things simpler, we assume that the loop forest is built so that, as in Havlak’s loop forest construction, each loop L has a single ² loop-header, which can thus implicitly be fused with δ_L . It is then easy to see that, after all CFG transformations, an entry-edge (s, t) is redirected from s to $\text{HnCA}(s, t)$ the loop-header of the *highest non common ancestor* of s and t , i.e., of the highest ancestor of t in the loop forest that is not an ancestor of s . Thus, whenever an entry-edge (s, t) is encountered during the traversal, we just have to visit $\text{HnCA}(s, t)$ instead of t , i.e., to visit the representative of the largest loop containing the edge target, but not its source. To perform this modification, we replace all occurrences of S by $\text{HnCA}(B, S)$ at Lines 3 and 6 of Algorithm 2, in order to handle irreducible flow graphs.

4.3.1 Complexity

The changes to the original forest algorithm are minimal and only involve the invocation of HnCA to compute the highest non common ancestor. This function solely depends on the structure of the loop-nesting forest, which does not change. Assuming that the function’s results are precomputed, the complexity results obtained previously still hold as the number of edges $|E|$ does not change. The

²To handle loop forests with loops having several loop-headers, we can select one particular loop-header to be *the* loop representative (B_N in Algorithm 3). But then we need to add edges from this loop-header to any other loop-header.

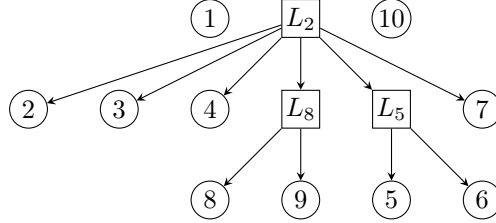


Figure 3: A loop forest for the CFG of Figure 2.

highest non common ancestors can easily be derived by propagating sets of basic blocks from the leaves upwards to the root of the loop-nesting forest using a depth first search. This enumerates all basic block pairs exactly once at their respective least common ancestor. Since the overhead of traversing the forest is negligible, the worst case complexity can be bounded by $O(|V|^2)$. More involved algorithms, as for the lowest common ancestor problem [4], are possible, which process the tree in $O(|V|)$, so that subsequent HnCA queries may be answered in constant time per query. In other words, modifying the algorithm with HnCA to handle irreducible CFGs does not change the overall complexity.

4.3.2 Correctness

We now prove that, for strict SSA programs, the liveness of the resulting reducible CFG is equivalent to the liveness of the original CFG. The following results hold even for a loop forest whose loops can have more than one loop-header. First, to be able to apply the lemmas and algorithms of Section 4.2 to the reducible CFG $\Psi_L(G)$, we need to prove that any definition of a variable still dominates its uses.

Lemma 4. *If d dominates u in G , then d dominates u in $\Psi_L(G)$.*

Proof. Suppose that d does not dominate u in $\Psi_L(G)$: there is in $\Psi_L(G)$ a cycle-free path \mathcal{P} from the root node r to u such that $d \notin \mathcal{P}$. Since d dominates u in G , the path \mathcal{P} contains edges that do not belong to G , in particular, it enters the loop L at the unique loop-header δ_L from a preentry-node s of L . In G , this edge corresponds to an entry-edge from s to an entry-node t of L . As \mathcal{P} has no cycle, it goes through δ_L only once, thus the only edges of \mathcal{P} that do not belong to G are (s, δ_L) and (δ_L, h) for some loop-header h of L . As L is strongly connected, there is a path in G from t to h whose nodes are all in L . Concatenating the subpath of \mathcal{P} from r to t , the path from t to h , and the subpath of \mathcal{P} from h to u defines a path in G . Since d dominates u , d belongs to the subpath from t to h , thus $d \in L$. By definition of a loop forest, the loop-header h cannot be dominated by d . Thus, as $d \neq h$, there is a path in G from r to h that does not contain d . Increasing this path with the subpath from h to u contradicts the fact that d dominates u . \square

It remains to show that, for every basic block present in both graphs, the live-in and live-out sets are the same. This is proved by the following theorem.

Theorem 1. *Let v be a SSA variable, G a CFG, transformed into $\Psi_L(G)$ when considering a loop L of a loop forest of G . Then, for each node q of G , v is live-in (resp. live-out) at q in G iff v is live-in (resp. live-out) at q in $\Psi_L(G)$.*

Proof. If v is live-in (resp. live-out) at q in G , there is a path \mathcal{P} in G , from q to u that does not contain its definition d (except possibly $d = q$ if v is live-out). As d dominates u , it also dominates any node of this path. Two cases can occur:

- If $d \in L$, then \mathcal{P} does not contain any loop-edge or entry-edge of L because the target of such an edge, by definition of a loop forest, is not dominated by any other node in L , in particular d . Thus, the path \mathcal{P} from q to u exists in $\Psi_L(G)$ with no modification.
- If $d \notin L$, \mathcal{P} can be modified into a path in $\Psi_L(G)$ as follows. If \mathcal{P} contains a loop-edge (s, h) of L , we replace it by the two edges (s, δ_L) and (δ_L, h) . Now consider an entry-edge (s, t) of L in \mathcal{P} . As L is strongly connected, for at least one loop-header h of L , there is a path \mathcal{P}' in G from h to t , with no loop-edge, thus also a path in $\Phi_L(G)$. We then replace the edge (s, t) by the two edges (s, δ_L) and (δ_L, h) , followed by the path \mathcal{P}' , which is fully contained in L , so does not contain d . Thus v is live-in and live-out at q in $\Psi_L(G)$.

Conversely, consider a cycle-free path \mathcal{P} in $\Psi_L(G)$ from q to u , that does not contain d , except possibly $d = q$. According to Lemma 4, d dominates u in the graph $\Psi_L(G)$ too, thus all nodes in \mathcal{P} .

- If $d \in L$, then \mathcal{P} does not contain δ_L , because d dominates any node in \mathcal{P} and δ_L is not dominated by any node in L (also $\delta_L \neq d$ because δ_L is an empty node, but not d). Hence \mathcal{P} is also a valid path in G .
- If $d \notin L$ and if \mathcal{P} does not contain δ_L , then \mathcal{P} is a valid path in G . Otherwise, the only edges in \mathcal{P} with no direct correspondence in G are the two edges (s, δ_L) and (δ_L, h) where, with respect to the loop-forest of G , the edge (s, t) is an entry-edge of L and h a loop-header of L . As L is strongly connected, there is a path \mathcal{P}' in G , from t to h , fully contained in L , thus not containing d . The edges (s, δ_L) and (δ_L, h) can then be replaced by the edge (s, t) followed by the path \mathcal{P}' .

The liveness sets are thus the same in both CFGs. \square

5 Liveness Sets using Path Exploration

Another maybe more intuitive way of calculating liveness sets is closely related to the definition of the live-range of a given variable. As recalled earlier, a variable is live at a program point p , if p belongs to a path of the CFG leading from a definition of that variable to one of its uses without passing through the definition. Therefore, the live-range of a variable can be computed using a backward traversal starting at its uses and stopping when reaching its (unique) definition. This idea was first proposed by Appel in his “Tiger” book [3] (Pages 208 and 429). We distinguish two implementation variants of the basic idea.

5.1 Processing Variables by Use

The first variant relies solely on the CFG of the input program and does not require any additional preprocessing step. Starting from a use of a variable, all paths where that variable is live are followed by traversing the CFG backwards until the variable’s definition is reached. Along the encountered paths, the variable is added to the live-in and live-out sets of the respective basic blocks.

Algorithm 4 performs the initial traversal discovering the uses of all variables in the program. Every use is the starting point for a path exploration performed by Algorithm 5. The presented algorithm has also some similarities with the liveness algorithm used by the open-source compiler infrastructure LLVM.

Algorithm 4 Compute liveness sets by exploring paths from variable uses.

```

1: function COMPUTE_LIVESETS_SSA_BYUSE(CFG)
2:   for each basic block  $B$  in CFG do    ▷ Consider all blocks successively
3:     for each  $v \in \text{PhiUses}(B)$  do    ▷ Used in the  $\phi$  of a successor block
4:        $\text{LiveOut}(B) = \text{LiveOut}(B) \cup \{v\}$ 
5:        $\text{Up\_and\_Mark}(B, v)$ 
6:     for each  $v$  used in  $B$  ( $\phi$  excluded) do  ▷ Traverse  $B$  to find all uses
7:        $\text{Up\_and\_Mark}(B, v)$ 

```

Algorithm 5 Explore all paths from a variable's use to its definition.

```

1: function UP_AND_MARK( $B, v$ )
2:   if  $\text{def}(v) \in B$  ( $\phi$  excluded) then return    ▷ Killed in the block, stop
3:   if  $v \in \text{LiveIn}(B)$  then return                ▷ Propagation already done, stop
4:    $\text{LiveIn}(B) = \text{LiveIn}(B) \cup \{v\}$ 
5:   if  $v \in \text{PhiDefs}(B)$  then return            ▷ Do not propagate  $\phi$  definitions
6:   for each  $P \in \text{CFG\_preds}(B)$  do                ▷ Propagate backward
7:      $\text{LiveOut}(P) = \text{LiveOut}(P) \cup \{v\}$ 
8:      $\text{Up\_and\_Mark}(P, v)$ 

```

5.2 Processing Variables by Definition

The second variant follows the initial idea of Appel [3, p. 429], but adapted and optimized to work on blocks instead of instructions. Depending on the particular compiler framework, a preprocessing step that performs a full traversal of the program (i.e., the instructions) might be required in order to derive the def-use chains for all variables, i.e., a list of all uses for each SSA-variable. Algorithm 6 adapts the pseudo-code shown previously to make use of these def-use chains. The algorithm to perform the path exploration stays the same, i.e., Algorithm 5.

Algorithm 6 Compute liveness sets per variable using def-use chains.

```

1: function COMPUTE_LIVESETS_SSA_BYVAR(CFG)
2:   for each variable  $v$  do
3:     for each block  $B$  where  $v$  is used do
4:       if  $v \in \text{PhiUses}(B)$  then    ▷ Used in the  $\phi$  of a successor block
5:          $\text{LiveOut}(B) = \text{LiveOut}(B) \cup \{v\}$ 
6:          $\text{Up\_and\_Mark}(B, v)$ 

```

A nice property of this approach is that the processing of different variables is not intermixed, i.e., the processing of one variable is completed before the processing of another variable begins. This enables to optimize the `Up_and_Mark` phase by using a stack-like set representation. Unlike in Algorithm 5, the expensive set-insertion operations and set-membership tests can then be avoided.

It is indeed sufficient to test the top element of the stack, see Algorithm 7. Note also that, in strict SSA, in a given block, no use can appear before a definition. Thus, if v is live-out or used in a block B , it is live-in iff it is not defined in B .

Algorithm 7 Optimized path exploration using a stack-like data structure.

```

1: function UP_AND_MARK_STACK( $B, v$ )
2:   if  $\text{def}(v) \in B$  ( $\phi$  excluded) then return      ▷ Killed in the block, stop
3:   if  $\text{top}(\text{LiveIn}(B)) = v$  then return      ▷ propagation already done, stop
4:   push( $\text{LiveIn}(B), v$ )
5:   if  $v \in \text{PhiDefs}(B)$  then return      ▷ Do not propagate  $\phi$  definitions
6:   for each  $P \in \text{CFG\_preds}(B)$  do      ▷ Propagate backward
7:     if  $\text{top}(\text{LiveOut}(P)) \neq v$  then push( $\text{LiveOut}(P), v$ )
8:     Up_and_Mark_Stack( $P, v$ )

```

5.3 Path Exploration for non-SSA-form Programs

Interestingly, we can show that, with an additional preprocessing step, the path exploration approach can also be applied to programs that are *not* in SSA form. Similar to the precomputation of the def-use chains for the variable-by-variable approach (Section 5.2), we can avoid multiple traversals of the internal program representation by precomputing information on uses and definitions of all variables in the program. First, using a forward scan of each block (see Algorithm 8), we compute, for each variable v , the list of blocks, denoted by $\text{UpwardExposed}(v)$, where v is live-in and upward-exposed, i.e., the blocks where the first access to v is a use and not a definition. We also compute the list of blocks, denoted by $\text{Defs}(v)$, where the variable is defined.

Algorithm 8 Compute the upward-exposed uses and definitions of variables.

```

1: function COMPUTE_KILLING_AND_UPWARDEXPOSED_STACK( $\text{CFG}$ )
2:   for each basic block  $B$  in the CFG do
3:     for each access to a variable  $v$ , from start to end of block do
4:       if  $\text{top}(\text{Defs}(v)) \neq B$  then      ▷ No definition yet
5:         if  $v$  is a use then      ▷ Upward-exposed use at  $B$ 
6:           if  $\text{top}(\text{UpwardExposed}(v)) \neq B$  then
7:             push( $\text{UpwardExposed}(v), B$ )
8:           else push( $\text{Defs}(v), B$ )      ▷ First definition in  $B$ 

```

The algorithm to compute the liveness information is similar to the optimized variable-by-variable algorithm presented in the previous section. The main difference is that multiple definitions of the same variable might appear in the program. In order to avoid expensive checks to find definitions during the path exploration, basic blocks are marked with a variable during the processing. The marking indicates that the path exploration algorithm should stop following the current path any further. Also, when the variable is already known to be live-in, the path exploration stops. Algorithms 9 and 10 show the modified pseudo-code of the liveness algorithm for programs that are not in SSA form.

Algorithm 9 Compute liveness per variable for non-SSA-form programs.

```

1: function COMPUTE_LIVESETS_NONSSA_BYVAR_STACK(CFG)
2:   for each basic block  $B$  of CFG do
3:     mark  $B$  with  $\perp$ 
4:   for each variable  $v$  do
5:     for each block  $B$  in Defs( $v$ ) do mark  $B$  with  $v$ 
6:     for each block  $B$  in UpwardExposed( $v$ ) do
7:       if top(LiveIn( $B$ ))  $\neq v$  then ▷ Not propagated yet
8:         push(LiveIn( $B$ ),  $v$ ) ▷ Insert in live-in set
9:         for  $P \in$  CFG_preds( $B$ ) do ▷ Propagate backward
10:          Up_and_Mark_NonSSA_Stack( $P$ ,  $v$ )

```

Algorithm 10 Compute liveness sets per variable for non-SSA-form programs.

```

1: function UP_AND_MARK_NONSSA_STACK( $B$ ,  $v$ )
2:   if top(LiveOut( $P$ ))  $\neq v$  then push(LiveOut( $P$ ),  $v$ )
3:   if  $B$  is marked with  $v$  then return ▷ Killed in the block, stop
4:   if top(LiveIn( $B$ )) =  $v$  then return ▷ Already processed
5:   push(LiveIn( $B$ ),  $v$ ) ▷ Not propagated yet
6:   for each  $P \in$  CFG_preds( $B$ ) do ▷ Propagate backward
7:     Up_and_NonSSA_Mark_Stack( $P$ ,  $v$ )

```

5.4 Complexity

All path-based approaches yield essentially the same complexity results, if they are optimized, as we propose, to traverse the internal program representation only once. The outermost loops of Algorithm 4 and the def-use chain precomputation for Algorithm 6 visit every instruction once per variable in order to start a path traversal, which results in an $O(|P|)$ bound. The depth-first traversal of the CFG similarly visits every edge of the graph once per variable, thus the number of set insertions, respectively stack operations, performed by the loop of Algorithm 5 and 7 is limited by $O(|E||W|)$. The insertions outside of the loop are performed only once per basic block per variable, and thus do not appear in the final bound as we assumed $|V| - 1 \leq |E|$. The overall complexity is therefore $O(|P| + |E||W|)$, assuming unit time set insertions.

The algorithm for programs not in SSA form shows a similar structure and thus also behaves similarly. However, we need to account for the precomputation of the upward-exposed uses and variable definitions for every block in the program – see Algorithm 8. The algorithm visits every instruction once per variable, which does not change the bound stated above. The algorithm also incurs some initialization overhead due to the marking of basic blocks. The first for-loop is executed once for every basic block, while the second loop at Line 5 of Algorithm 9 gives $O(|V||W|)$. Again, assuming a connected CFG, this leaves the bound unchanged. All path-based algorithms thus share the same complexity bound $O(|P| + |E||W|)$, as our non-iterative data-flow algorithm.

This bound is in line with the $O(|N||W|)$ bound obtained – for a simplified model – by the bottom-up logic approach of McAllester [25], where $|N|$ is the number of instructions. McAllester’s algorithm (as the approach of Appel based on path exploration [3, p. 429]) works at the granularity of instructions and not of basic blocks. It is assumed that branching instructions have at most two

successors, i.e., $|E| \leq 2|N|$, and that each instruction has at most two uses and one definition, thus $|P|$ (the program size) is in the order of $|N|$. Therefore, with McAllester’s simplifying assumptions, $O(|P| + |E||W|) = O(|N||W|)$. But this result is not directly applicable for general program representations appearing in actual compilers. A direct generalization – e.g., expressing the constraints at the granularity of instructions, with no preprocessing, and following the algorithm for the satisfiability of Horn formulae as exposed by Minoux [26] – would lead to sub-optimal complexity bounds. In particular, it is important to avoid traversing the program multiple times to get $O(|P|)$ and not $O(|P||W|)$, or, even worse, a complexity that depends on the total number of variables, and not just global variables. The optimized algorithms we just proposed in this section, based on path exploration, achieve this goal: they operate at basic block level with complexity $O(|P| + |E||W|)$.

6 Experiments

As previously shown, the theoretical complexity of the three liveness algorithms we propose (use-by-use, variable-by-variable, or loop-forest-based) is the same and it is near-optimal: it includes the time to read the program, i.e., $O(|P|)$, and the time to propagate/generate the output, i.e., $O(|E||W|)$. Furthermore, variables are added to sets only exactly when needed. The algorithms differ by the order in which variables and blocks (i.e., the CFG) are processed. The first path-exploration variant, called use-by-use, traverses the program backwards and, for every encountered variable use, starts a depth-first search to find the variable’s definition. The variable is added to the live-in and live-out sets along the discovered paths. The other variant, called variable-by-variable, processes one variable after the other and relies on precomputed def-use chains to find the variable’s uses. The loop-forest-based algorithm also traverses the program and the CFG at the same time, as the use-by-use variant, but it treats all variables that are live in a block together. These differences induce important variations in terms of runtime, which are not visible in the theoretical analysis. Also, the big O notation hides some constants. The goal of this section is to discuss the performances in practice, depending on the program characteristics being analyzed and the data structures used.

The algorithms were implemented using the production compiler for the STMicroelectronics ST200 VLIW family, which is based on GCC as front-end, the Open64 optimizers, and the LAO code generator [13]. We computed liveness relatively late during the final code generation phase of the LAO low-level optimizer, shortly before prepass scheduling. In addition, all algorithms were implemented and optimized for two different liveness set representations. We evaluated the impact of pointer-sets, i.e., ordered lists, which promise reduced memory consumption at the expense of rather costly set operations. In addition, plain bitsets were evaluated, which offer faster accesses, but are often considered to be less efficient in terms of memory consumption and are expected to degrade in performance as the number of variables increases, due to more cache misses and memory transfers. In the following, all measurements are relative to the iterative data-flow approach, which performed the worst in all our experiments.

We applied the various algorithms proposed in this work to the C programs of the SPECINT 2000 benchmark suite to measure the time required to compute

Benchmark	# Variables			# Blocks			# Operations		
	min	avg	max	min	avg	max	min	avg	max
164.gzip	11	104	586	2	32	212	22	226	1312
175.vpr	10	84	573	2	33	492	21	224	1734
176.gcc	10	119	36063	2	37	1333	11	282	41924
181.mcf	12	52	118	2	18	52	24	135	439
186.crafty	11	147	1048	2	67	2112	22	547	9836
197.parser	10	58	1076	2	21	343	21	126	1942
253.perlbnk	10	61	1947	2	28	731	16	180	4876
254.gap	10	95	6472	2	31	778	13	244	9169
255.vortex	10	51	645	2	26	667	21	166	3361
256.bzip2	10	73	972	2	22	282	21	163	1931
300.twolf	10	186	3659	2	53	715	12	458	8691

Table 1: Program characteristics for optimized programs.

all liveness sets, i.e., for all basic blocks in the program, the live-in and live-out sets for all global variables. To obtain reproducible results, the execution time is measured using the instrumentation and profiling tool *callgrind*, which is part of the well-known *valgrind* tool. The measurements include the number of dynamic instructions executed as well as memory accesses via the instruction- and data caches. Using these measurements, a cycle estimate is computed for the liveness computation only, which minimizes the impact, on the measurements, of other compiler components and other programs running on the host machine.

The number of global variables, i.e., variables crossing basic block boundaries, depends largely on the compiler optimizations performed before the liveness calculation. Programs that are not optimized usually yield very few global variables since most values are kept in memory locations by default. However, optimized programs usually yield longer and more branched live-ranges. We thus investigate the behavior for optimized and unoptimized programs using the compiler flags `-O2` and `-O0` respectively. Table 1 shows the number of global variables, basic blocks, and operations for the optimized benchmark programs. The statistics for unoptimized programs are not shown, since the number of global variables never exceeds 19.

6.1 Pointer-Sets

The pointer-sets in LAO are implemented as arrays ordered by decreasing numeric identifiers. This results in rather fast set operations such as union and intersection at the expense of a rather expensive insertion. Due to the ordering of the pointer-sets, insertions are the fastest when the inserted variable is known to have an index number larger than all other variables in the set. The implementation of the variable-by-variable algorithm thus performs best with the optimization for stack-like data structures presented in Section 5.2. Variables are considered in the right order to replace a logarithmic search by an insertion as first element. This is not the case for the use-by-use variant (Section 5.1). Note that the ordering of the set is preserved throughout the computation.

Figures 4 and 5 compare the average execution times measured for the individual benchmarks in comparison to the our new non-iterative data-flow algorithm, for both unoptimized and optimized programs. The results indicate

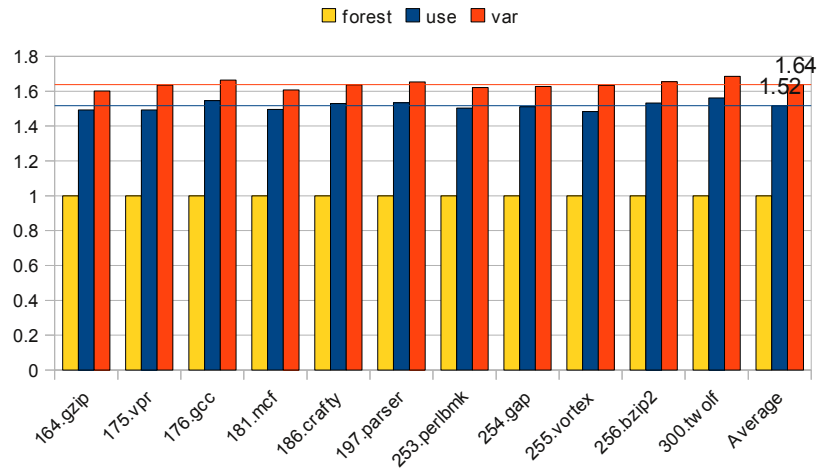


Figure 4: Speed-up with regard to our loop-forest-based approach using pointer-sets on unoptimized code.

that the variable-by-variable algorithm outperforms the loop-forest-based approach (Section 4) by 74% and 64% for optimized and unoptimized programs respectively. Indeed, the latter traverses all blocks for all variables and is better adapted for set operations, i.e., a bitset data structure. The results for the use-by-use algorithm highly depend on the characteristics of the input program. In particular for larger optimized programs such as `gcc`, `perlbnk`, and `twolf` the use-by-use approach shows poor results. This can be attributed to the unordered processing of the variables, resulting in costly insertion operations. Therefore, our tricks to design a stack-based implementation (Algorithm 7), at block level, of liveness analysis based on path-exploration, are worthwhile for ordered pointer-sets. The non-iterative data-flow analysis mainly applies set unification, which can be performed fast on the ordered set representation, and thus gains in comparison to the use-by-use variant.

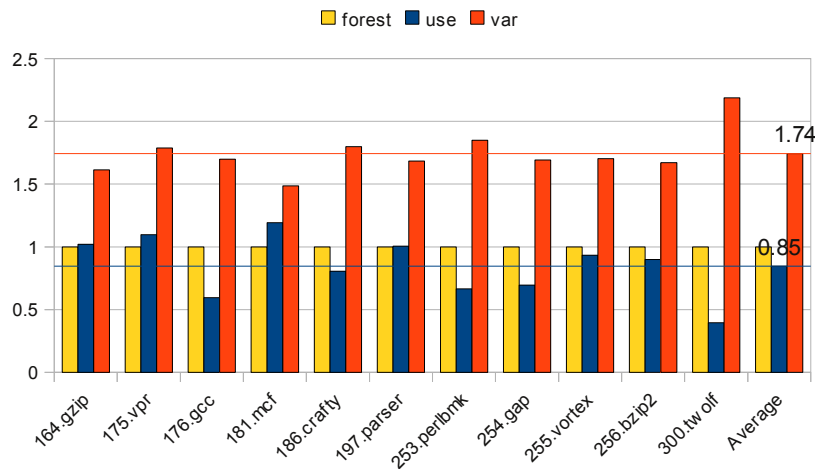


Figure 5: Speed-up with regard to our loop-forest-based approach using pointer-sets on optimized codes.

6.2 Bitsets

The use of bitsets in data-flow analysis is very common since most of the required operations, such as insertion, union, and intersection, can be performed efficiently using this representation. In fact, our measurements show that these operations are so fast that the allocation and initialization of the bitsets becomes a major factor in the overall execution time of the considered algorithms.

Actually, considering the program characteristics from Table 1, using sparse pointer-sets does not appear to be a good choice to represent liveness sets, and our experiments indicate that bitsets are overall superior. Indeed, the average number of variables per function is relatively low and does not exceed 184 for our benchmark set. In fact, 97% out of the 5848 functions contain less than 320 variables and almost 99% less than 640, which yields a size of merely 20 words on 32-bit machines in order to represent all variables as bitsets for almost all functions considered. It is thus not surprising that the baseline iterative data-flow algorithm using bitsets outperforms the same algorithm using pointer-sets by 69% and 85% for optimized and unoptimized input programs, and is thus even faster than the var-by-var approach on pointer-sets. The same is true for the three other algorithms studied in this paper.

For unoptimized programs, the results follow the observations for pointer-sets – see Figure 6. Since the number of variables is low and the extent of the respective live-ranges is short, the way sets are represented and how blocks are traversed is of less importance: the performances mainly reveal the intrinsic overhead of the different implementations (the constant hidden in the big O notation), including artifacts stemming from the host compiler and the host machine. The possible gain (for large sets) obtained by performing unions of bitsets instead of successive insertions does not compensate yet the overhead of the loop-forest-based algorithm. The program size, i.e., the number of basic blocks and operations, has less impact on the variable-by-variable algorithm, which simply iterates over the small set of global variables, with a very light precomputation of def-use chains. The two other approaches, however, have to traverse the CFG and its operations in order to find upward-exposed uses, possibly intermixed with function calls that are not inlined. Our loop-forest algorithm cannot reach the performances of the two path-exploration solutions, which show an average speed-up of 80% for the var-by-var algorithm and 63%

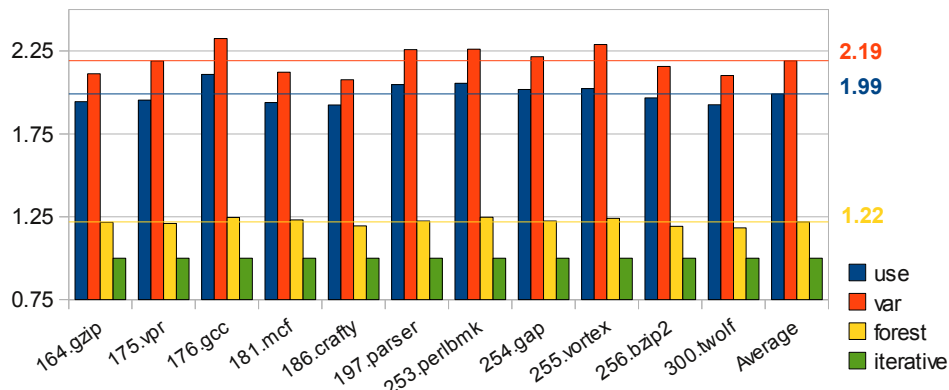


Figure 6: Speed-up w.r.t. iterative data-flow, bitsets, unoptimized programs.

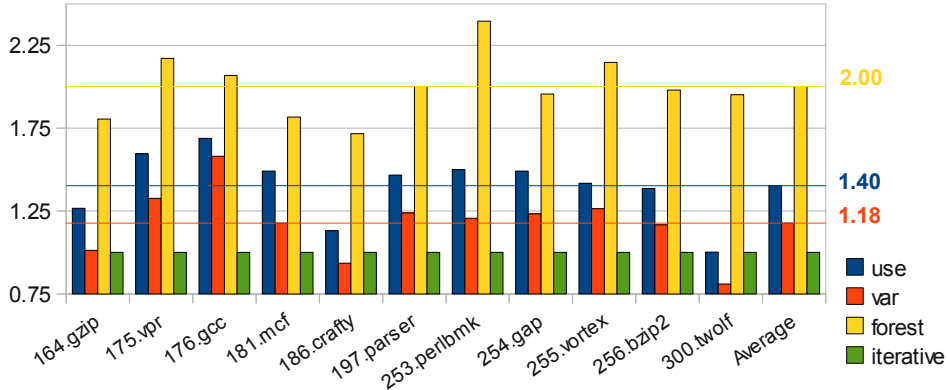


Figure 7: Speed-up w.r.t. iterative data-flow, bitsets, optimized programs.

for the use-by-use variant. However, we already observe a clear improvement of 22% on average in comparison to the state-of-the-art iterative data-flow analysis.

The characteristics of optimized programs are, however, different. The structure of live-ranges is more complex and liveness sets are larger. For such programs, the standard iterative data-flow analysis is still the worst but, now, the variable-by-variable algorithm is performing worse than the two others, see Figure 7. The loop-forest-based approach clearly outperforms both path-exploration algorithms, with speed-ups of 69% and 43% respectively. This is explained by the relative cost of the fast bitset operations, in particular set unions, in comparison to the cost of traversing the CFG. Furthermore, the locality of memory accesses becomes a relevant performance factor. Both the use-by-use and the loop-forest algorithms operate *locally* on the bitsets surrounding a given program point. The inferior locality, combined with the necessary precomputation of the def-use chains, explains the poor results of the variable-by-variable approach in this experimental setting.

Figure 8 shows more detailed results, relative to the standard iterative data-flow approach, on a per-module basis, i.e., using one data point for every source file. The loop-forest and the use-by-use algorithm on average clearly outperform the iterative computation by a factor of 2 and 1.4 respectively. The extreme

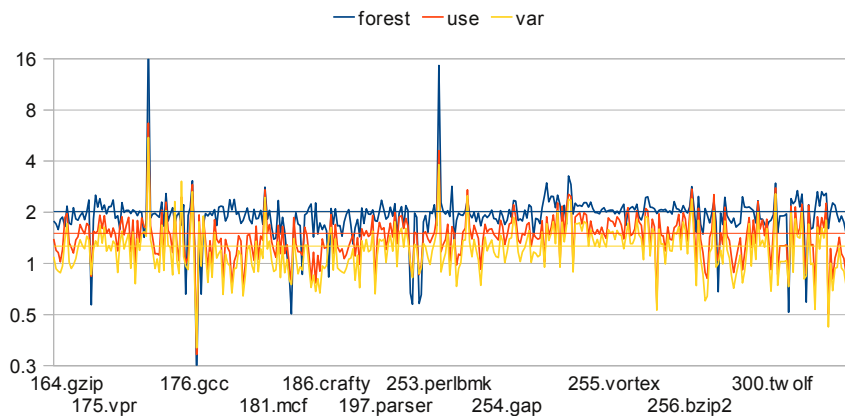


Figure 8: Speed-up w.r.t. iterative data-flow, bitsets, optimized programs.

cases showing speed-ups by a factor higher than 8 are caused by unusual – through relevant – loop structures in code generated by the parser generator *bison* (`c-parse.c` of `gcc`, and `perly.c` of `perlbnk`), which increase the number of iterations of the standard data-flow algorithm. On the other hand, all cases where the iterative approach outperforms the non-iterative are due to implementation artifacts: the analyzed functions do not contain any global variables thus slight variations in the executed code, the code placement, and the state of the data-caches become relevant. The variable-by-variable approach is often even slower than the iterative one and on average shows a speed-up of 18%.

6.3 Non-SSA-Form Programs

In addition to the algorithms that require SSA form to be available, we also considered the path-based approach for programs not under SSA. The implementation is based on pointer-sets, which showed the best speed-up for this particular algorithm variant in our previous experiments.

The algorithm requires a precomputation step in order to determine the sets of defined variables and upward-exposed uses. The relative speed-ups are thus diminished in comparison to the SSA-based algorithms, which have this information readily available. For unoptimized programs, the algorithm provides on average a gain of 12% in comparison to the standard iterative data-flow algorithm (also with pointer-sets), see Figure 9. The trend observed in our previous experiments is confirmed in this setting too. The results for optimized programs are much better, with an average speed-up of 22% over all benchmarks (Figure 10). Also, the results per-module (Figure 11) follow the previous findings, albeit with reduced gains. An interesting detail is that the magnitude and the number of spikes indicating a slowdown in comparison to the data-flow algorithm is much smaller. Inspecting the involved benchmarks revealed that functions where the number of variables is exceedingly increased by SSA form and where the number of ϕ -operations is high are particularly affected.

If liveness sets are represented with bitsets, other alternatives may be designed, mixing the use-by-use approach with propagation of multiple variables together, as in standard data-flow algorithms. However, such a study is out of the scope of this paper, which is primarily devoted to SSA programs.

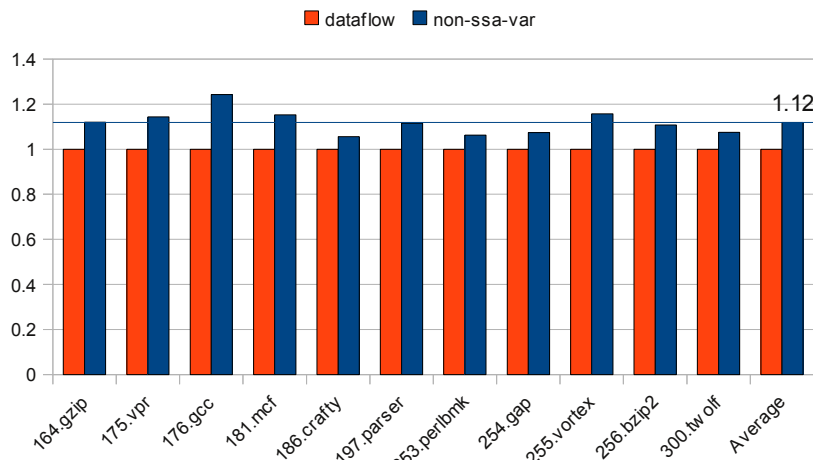


Figure 9: Speed-up of the variable-by-variable approach relative to iterative data-flow analysis using pointer-sets on unoptimized non-SSA programs.

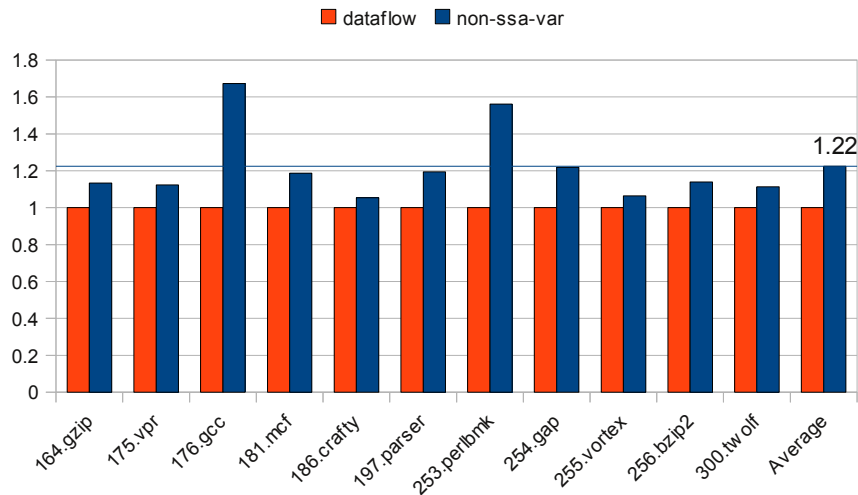


Figure 10: Speed-up of the variable-by-variable approach relative to iterative data-flow analysis using pointer-sets on optimized non-SSA programs.

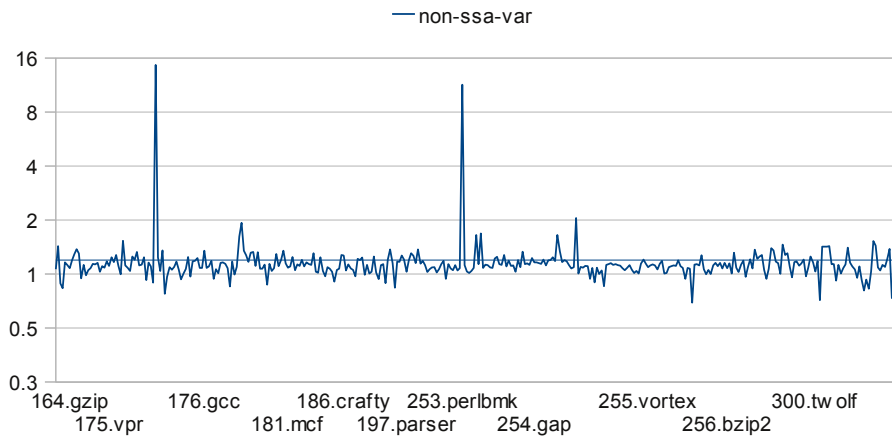


Figure 11: Speed-up of the variable-by-variable relative to iterative data-flow analysis on optimized non-SSA programs using pointer-sets.

7 Conclusion

Liveness information forms the basis for many compiler optimizations and transformations. However, many of these transformations invalidate the liveness information by introducing new variables and new instructions or by modifying the control-flow graph. Consequently, liveness analysis is performed several times throughout the compilation of an input program. Fast algorithms are thus required in order to minimize the penalty incurred by the steady recomputation.

The first contribution of this work is an improvement to the traditional iterative data-flow analysis in order to compute liveness information for programs in strict SSA form. The algorithm consists of only two major phases, instead of a variable number of iterations depending on the structure of the program. The first resembles the precomputation phase of the original data-flow approach and

provides partial liveness sets. The second phase replaces the iterative refinement of these partial liveness sets by a single traversal of a loop-nesting forest associated to the control-flow graph. The second contribution is the design and analysis of two algorithms that rely on path exploration to compute the program points where individual variables are known to be live and need to be added to the respective liveness sets. These algorithms similarly exploit properties provided by SSA-form programs in order to improve execution time. However, both variants can also be applied to regular programs, i.e., not in SSA form.

The computational complexity of our new algorithm is the same as these optimized techniques based on path exploration. As our experiments show, for strict SSA programs, all these algorithms outperform the iterative method by up to a factor of two on average for the SPECINT 2000 benchmark suite. Also, at least in our experiments, using bitsets always leads to faster implementations than with ordered lists. Depending on the program characteristics and the underlying representation of the liveness sets (ordered lists or bitsets), either the non-iterative data-flow algorithm or the algorithms using path exploration provide favorable execution times. For heavily optimized code having a high number of global variables and complex control flow, our non-iterative data-flow approach based on loop-forests is suited best, outperforming the others by at least 43%, whereas less optimized or even unoptimized code, having very few global variables, is best handled using one of the path exploration algorithms.

References

- [1] Alfred V. Aho, Ravi Sethi, and Jeffrey D. Ullman. *Compilers: Principles, Techniques, and Tools*. Addison-Wesley, 2006.
- [2] F. E. Allen and J. Cocke. A program data flow analysis procedure. *Communications ACM*, 19(3):137, 1976.
- [3] Andrew W. Appel and Jens Palsberg. *Modern Compiler Implementation in Java*. Cambridge University Press, second edition, 2002.
- [4] Michael Bender and Martín Farach-Colton. The LCA problem revisited. In Gastón Gonnet, Daniel Panario, and Alfredo Viola, editors, *LATIN 2000: Theoretical Informatics*, volume 1776 of *Lecture Notes in Computer Science*, pages 88–94. Springer, 2000.
- [5] B. Boissinot, A. Darte, B. Dupont de Dinechin, C. Guillon, and F. Rastello. Revisiting out-of-SSA translation for correctness, code quality, and efficiency. In *International Symposium on Code Generation and Optimization (CGO'09)*, pages 114–125. IEEE Computer Society Press, March 2009.
- [6] F. Bouchez, A. Darte, C. Guillon, and F. Rastello. Register allocation: What does the NP-completeness proof of Chaitin et al. really prove? In *International Workshop on Languages and Compilers for Parallel Computing (LCPC'06)*, volume 4382 of *LNCS*, pages 283–298. Springer Verlag, November 2006.
- [7] P. Briggs, K. D. Cooper, T. J. Harvey, and L. T. Simpson. Practical improvements to the construction and destruction of static single assignment form. *Software—Practice and Experience*, 28(8):859–881, July 1998.

-
- [8] Preston Briggs and Linda Torczon. An efficient representation for sparse sets. *ACM Letters on Programming Languages and Systems (LOPLAS)*, 2:59–69, March 1993.
- [9] Larry Carter, Jeanne Ferrante, and Clark Thomborson. Folklore confirmed: Reducible flow graphs are exponentially larger. In *ACM SIGACT/SIGPLAN Symposium on Principles of Programming Languages (POPL'03)*, pages 106–114. ACM, 2003.
- [10] Cliff Click and Michael Paleczny. A simple graph-based intermediate representation. In *ACM SIGPLAN Workshop on Intermediate Representations*, pages 35–49. ACM, January 1995.
- [11] Keith D. Cooper, Timothy J. Harvey, and Ken Kennedy. An empirical study of iterative data-flow analysis. In *15th International Conference on Computing (ICC'06)*, pages 266–276, Washington, DC, USA, 2006. IEEE Computer Society.
- [12] R. Cytron, J. Ferrante, B. K. Rosen, M. N. Wegman, and F. K. Zadek. Efficiently computing static single assignment form and the control dependence graph. *ACM Transactions on Programming Languages and Systems*, 13(4):451–490, October 1991.
- [13] B. Dupont de Dinechin, F. de Ferriere, C. Guillon, and A. Stoutchinin. Code generator optimizations for the ST120 DSP-MCU core. In *International Conference on Compilers, Architecture, and Synthesis for Embedded Systems (CASES'00)*, pages 93–102. ACM Press, 2000.
- [14] S. Hack, D. Grund, and G. Goos. Register allocation for programs in SSA form. In *International Conference on Compiler Construction (CC'06)*, volume 3923 of *LNCS*, pages 247–262. Springer, March 2006.
- [15] Paul Havlak. Nesting of reducible and irreducible loops. *ACM Transactions on Programming Languages and Systems*, 19(4):557–567, 1997.
- [16] M. S. Hecht and J. D. Ullman. Characterizations of reducible flow graphs. *Journal of the ACM*, 21(3):367–375, July 1974.
- [17] Matthew S. Hecht and Jeffrey D. Ullman. Analysis of a simple algorithm for global data flow problems. In *1st annual ACM SIGACT-SIGPLAN Symposium on Principles of Programming Languages (POPL'73)*, pages 207–217, New York, NY, USA, 1973. ACM.
- [18] Johan Janssen and Henk Corporaal. Making graphs reducible with controlled node splitting. *ACM Transactions on Programming Languages and Systems*, 19:1031–1052, November 1997.
- [19] John B. Kam and Jeffrey D. Ullman. Global data flow analysis and iterative algorithms. *Journal of the ACM*, 23(1):158–171, 1976.
- [20] Gary A. Kildall. A unified approach to global program optimization. In *1st annual ACM SIGACT-SIGPLAN Symposium on Principles of Programming Languages (POPL'73)*, pages 194–206, New York, NY, USA, 1973. ACM.

-
- [21] Thomas Kotzmann, Christian Wimmer, Hanspeter Mössenböck, Thomas Rodriguez, Kenneth Russell, and David Cox. Design of the Java HotSpot™ client compiler for Java 6. *ACM Transactions on Architecture and Code Optimization*, 5:1–32, May 2008.
- [22] A. Leung and L. George. Static single assignment form for machine code. In *ACM SIGPLAN Conference on Programming Language Design and Implementation (PLDI'99)*, pages 204–214. ACM Press, 1999.
- [23] LibFirm: A library that provides an intermediate representation and optimisations for compilers. <http://pp.info.uni-karlsruhe.de/firm>.
- [24] LLVM: The LLVM compiler infrastructure. <http://llvm.org>.
- [25] David McAllester. On the complexity analysis of static analyses. *Journal of the ACM*, 49:512–537, July 2002.
- [26] Michel Minoux. LTUR: A simplified linear-time unit resolution algorithm for Horn formulae and computer implementation. *Information Processing Letters*, 29:1–12, September 1988.
- [27] Mono: Cross platform, open source .NET development framework. <http://www.mono-project.com>.
- [28] Flemming Nielson, Hanne R. Nielson, and Chris Hankin. *Principles of Program Analysis*. Springer-Verlag New York, Inc., 1999.
- [29] F. M. Q. Pereira and J. Palsberg. Register allocation via coloring of chordal graphs. In *Proceedings of Asian Symposium on Programming Languages and Systems (APLAS'05)*, volume 3780 of *LNCS*, pages 315–329. Springer, November 2005.
- [30] G. Ramalingam. Identifying loops in almost linear time. *ACM Transactions on Programming Languages and Systems*, 21(2):175–188, March 1999.
- [31] G. Ramalingam. On loops, dominators, and dominance frontiers. *ACM Transactions on Programming Languages and Systems*, 24(5):455–490, 2002.
- [32] Barbara G. Ryder and Marvin C. Paull. Elimination algorithms for data flow analysis. *ACM Computing Surveys*, 18(3):277–316, September 1986.
- [33] V. C. Sreedhar, R. D.-C. Ju, D. M. Gillies, and V. Santhanam. Translating out of static single assignment form. In *Proceedings of the 6th International Symposium on Static Analysis (SAS'99)*, pages 194–210. Springer-Verlag, 1999.
- [34] R. E. Tarjan. Testing flow graph reducibility. *Journal of Computer and System Sciences*, 9(3):355–365, December 1974.



Centre de recherche INRIA Grenoble – Rhône-Alpes
655, avenue de l'Europe - 38334 Montbonnot Saint-Ismier (France)

Centre de recherche INRIA Bordeaux – Sud Ouest : Domaine Universitaire - 351, cours de la Libération - 33405 Talence Cedex
Centre de recherche INRIA Lille – Nord Europe : Parc Scientifique de la Haute Borne - 40, avenue Halley - 59650 Villeneuve d'Ascq
Centre de recherche INRIA Nancy – Grand Est : LORIA, Technopôle de Nancy-Brabois - Campus scientifique
615, rue du Jardin Botanique - BP 101 - 54602 Villers-lès-Nancy Cedex
Centre de recherche INRIA Paris – Rocquencourt : Domaine de Voluceau - Rocquencourt - BP 105 - 78153 Le Chesnay Cedex
Centre de recherche INRIA Rennes – Bretagne Atlantique : IRISA, Campus universitaire de Beaulieu - 35042 Rennes Cedex
Centre de recherche INRIA Saclay – Île-de-France : Parc Orsay Université - ZAC des Vignes : 4, rue Jacques Monod - 91893 Orsay Cedex
Centre de recherche INRIA Sophia Antipolis – Méditerranée : 2004, route des Lucioles - BP 93 - 06902 Sophia Antipolis Cedex

Éditeur
INRIA - Domaine de Voluceau - Rocquencourt, BP 105 - 78153 Le Chesnay Cedex (France)
<http://www.inria.fr>
ISSN 0249-6399