

# Preliminary Results in Virtual Testing for Smart Buildings

Julien Bruneau, Charles Consel  
INRIA Phoenix, Bordeaux, France  
{julien.bruneau,charles.consel}@inria.fr

Marcia O'Malley  
Rice University, Houston, USA  
omalley@rice.edu

Walid Taha  
Halmstad University, Sweden  
walid.taha@hh.se

Wail Masry Hannourah  
HVAC Consultant, Cairo, Egypt  
wail\_hannourah@yahoo.com



## Goal

Providing a framework for effective virtual testing of smart building applications

## Contributions

An execution platform for coupling continuous and discrete models in the domain of smart buildings

### Physical Environment Modeling

#### Goal

To describe physical environment properties

#### Contribution

Acumen: A domain-specific description language for continuous systems

Heat transfer in a thermodynamics book

$$\frac{dT_i}{dt} = \frac{1}{C_i} \left( \sum_{k \in \text{Neighbors}(i)} \frac{T_k - T_i}{R_{ik}} + (B_{h(i)} \cdot P_i - B_{c(i)} \cdot Q_i) \right) + \frac{1}{C_i} \sum_{j \in \text{Occupants}(i)} H_j$$

Heat transfer in Acumen

```

(* Building topology *)
building = ((0), (0, 2), (0, 1, 3), (0, 2));
(* Temperature in each building room *)
T = (T0, T1, T2, T3);
[ ... ]
continuous
foreach room in building begin
  T[room] = 1/C[room] *
  ((sum n < length(building[room]) in
  ((T[building[room][n]] - T[room]) / R_th[room][n])
  + Bh[room] * P[room] - Bc[room] * Q[room]
  + (sum p < length(occupants[room])
  in H[occupants[room][p]]));
end
boundary conditions
T0 with T0(0) = 10;
[ ... ]
    
```

### Smart Building Application Modeling

#### Goal

To describe smart building applications

#### Contribution

DiaSpec: A domain-specific design language for Sense/Compute/Control systems

```

device Heater {
  attribute location as Location;
  action HeatControl { heat(); cool(); };
  action OnOff { on(); off(); };
}

controller HeaterController {
  context TemperatureRegulator;
  action OnOff, HeatControl on Heater;
}

context TemperatureRegulator as Regulation
indexed by location as Location {
  source temperature from TemperatureSensor;
}

device TemperatureSensor {
  attribute location as Location;
  source temperature as Float;
}
    
```

Legend: Taxonomy (white box), Architecture (grey box)

### Simulation Execution

#### Goal

To execute complete models

#### Contribution

Physical environment and active system models mapped into executable simulation codes

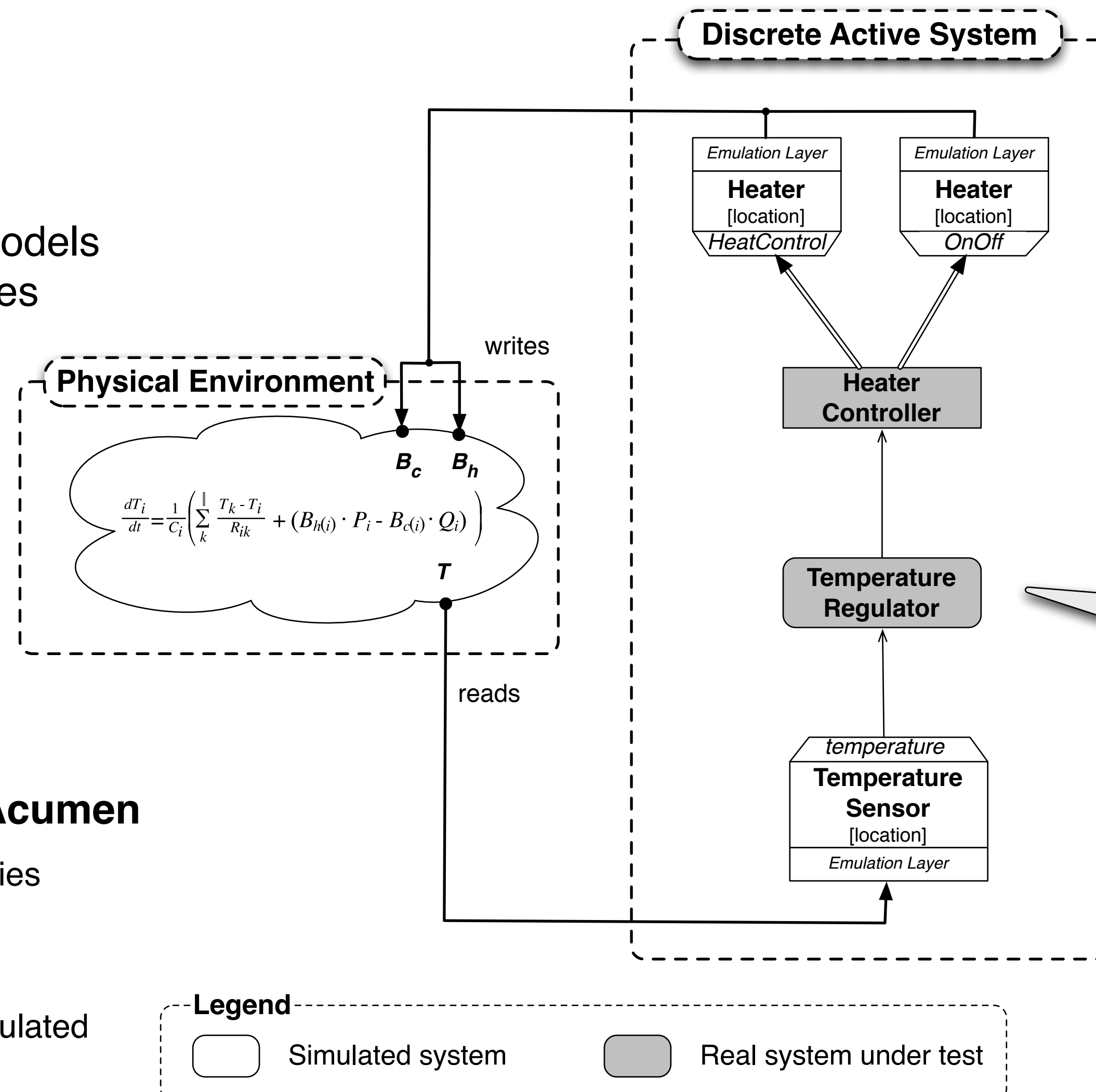
#### Smart building simulation

#### Active device simulation with DiaSim

- Graphical configuration of the active devices
- Graphical rendering of the tested active system
- Logging of the active system execution

#### Physical environment simulation with Acumen

- Discretizes in time the continuous physical properties
- Provides physical property values to simulated active devices
- Updates its state with respect to the actions of simulated active devices



#### Implementation and virtual testing of a smart building application

- Generated programming support from the smart building application description
- Conformance between description and implementation
- Virtual testing without any modification in the smart building application implementation

```

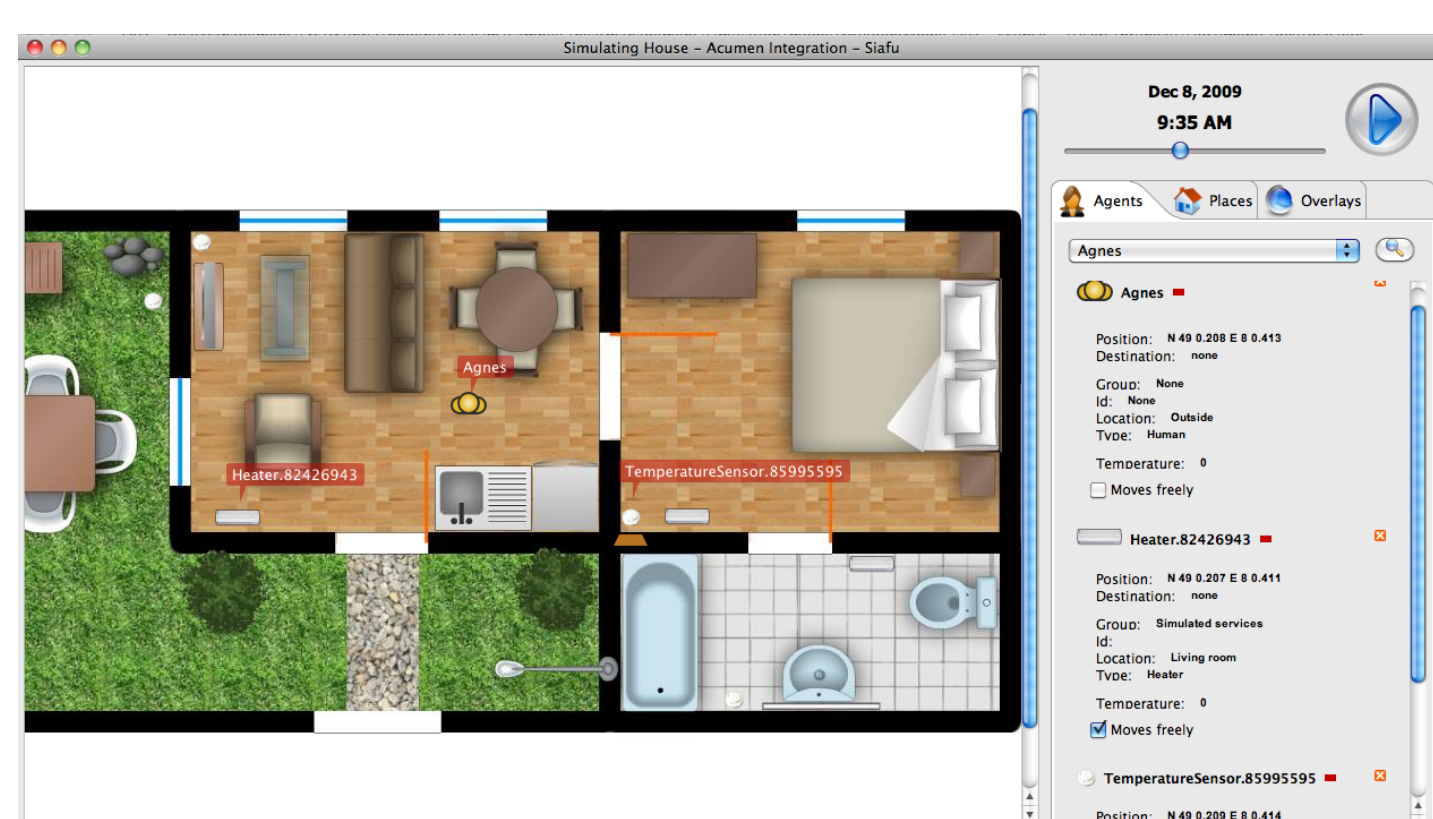
public class TemperatureRegulator
  extends AbstractTemperatureRegulator {
  ...
  @Override
  public void onNewTemperature(Float value,
    Location location) {
    if (value < COMFORT_ZONE_MIN) {
      Regulation regulation = Regulation.HEAT;
      publish(regulation);
    } else if (value > COMFORT_ZONE_MAX) {
      Regulation regulation = Regulation.COOL;
      publish(regulation);
    }
  }
}
    
```

### HVAC Virtual Testing

#### Evaluation of smart building systems

- Algorithmic variations**  
Variations in the active controller algorithm
- Structural variations**  
Variations in the sensor and actuator configuration

#### Evaluation of an HVAC system in a 3-room house



#### Algorithmic Variations

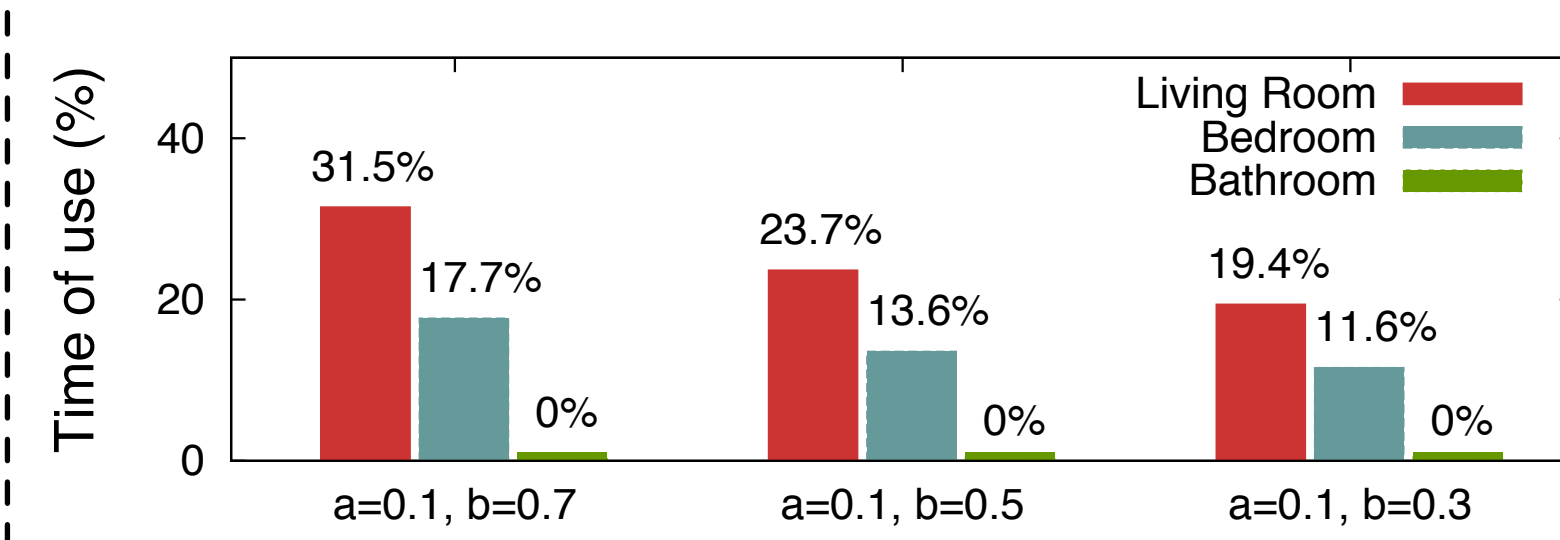
##### Temperature regulation algorithm

$$T_{min} = T_{c-min} + a * (T_{c-max} - T_{c-min})$$

$$T_{max} = T_{c-min} + b * (T_{c-max} - T_{c-min})$$

$a, b \in [0, 1]$  and  $a < b$

##### Testing with different $T_{min}$ and $T_{max}$ values



#### Structural Variations

Comparison of two temperature regulation configurations

- Global regulation:** 1 thermostat per house
- Local regulation:** 1 thermostat per room

