



Learning Object Representations for Visual Object Class Recognition

Marcin Marszalek, Cordelia Schmid, Hedi Harzallah, Joost van de Weijer

► To cite this version:

Marcin Marszalek, Cordelia Schmid, Hedi Harzallah, Joost van de Weijer. Learning Object Representations for Visual Object Class Recognition. Visual Recognition Challenge workshop, in conjunction with ICCV, Oct 2007, Rio de Janeiro, Brazil. 2007. inria-00548669

HAL Id: inria-00548669

<https://inria.hal.science/inria-00548669>

Submitted on 20 Dec 2010

HAL is a multi-disciplinary open access archive for the deposit and dissemination of scientific research documents, whether they are published or not. The documents may come from teaching and research institutions in France or abroad, or from public or private research centers.

L'archive ouverte pluridisciplinaire **HAL**, est destinée au dépôt et à la diffusion de documents scientifiques de niveau recherche, publiés ou non, émanant des établissements d'enseignement et de recherche français ou étrangers, des laboratoires publics ou privés.

Learning Representations for Visual Object Class Recognition

Marcin Marszałek Cordelia Schmid
Hedi Harzallah Joost van de Weijer

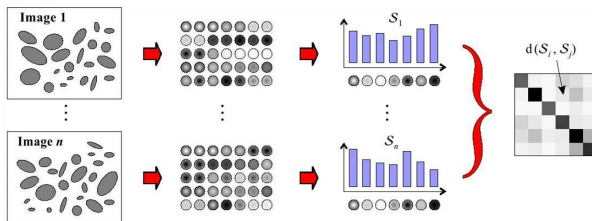
LEAR, INRIA Grenoble, Rhône-Alpes, France

October 15th, 2007

Bag-of-Features

Zhang, Marszałek, Lazebnik and Schmid [IJCV'07]

- Bag-of-Features (BoF) is an orderless distribution of local image features sampled from an image
- The representations are compared using χ^2 distance

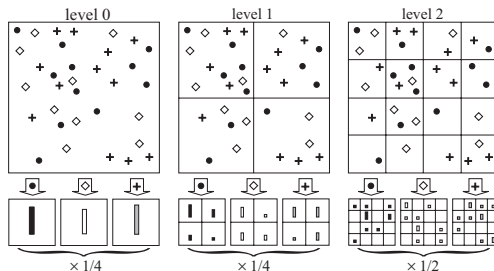


- Channels can be combined to improve the accuracy
- Classification with non-linear Support Vector Machines

Spatial pyramid

Lazebnik, Schmid and Ponce [CVPR'06]

- Spatial grids allow for locally orderless description
- They can be viewed as an extension to Bag-of-Features



- They were shown to work on scene category and object class datasets

Combining kernels

Bosch, Zisserman and Munoz [CIVR'07], Varma and Ray [ICCV'07]

- It was shown that linear kernel combinations can be learned
 - Through extensive search [Bosch'07]
 - By extending the C-SVM objective function [Varma'07]
- We learn linear distance combinations instead
 - Our approach can still be viewed as learning a kernel
 - We exploit the kernel trick (it's more than linear combination of kernels)
 - No kernel parameters are set by hand, everything is learned
 - Optimization task is more difficult

Our approach: **large number** of channels

- In our approach images are represented with several BoFs, where each BoF is assigned to a cell of a spatial grid
- We combine various methods for sampling the image, describing the local content and organizing BoFs spatially
- With few samplers, descriptors and spatial grids we can generate tens of possible representations that we call “channels”
- Useful channels can be found on per-class basis by running a multi-goal genetic algorithm

Overview of the processing chain

Image \rightarrow Sampler \times Local descriptor \times Spatial grid \Rightarrow Fusion \rightarrow Classification

- Image is sampled
- Regions are locally described with feature vectors
- Features are quantized (assigned to a vocabulary word) and spatially ordered (assigned to a grid cell)
- Various channels are combined in the kernel
- Image is classified with an SVM

PASCAL VOC 2007 challenge

Image \rightarrow Sampler \times Local descriptor \times Spatial grid \Rightarrow Fusion \rightarrow Classification



bottle

car

chair

dog

plant

train

Image sampling

Image \rightarrow **Sampler** \times Local descriptor \times Spatial grid \Rightarrow Fusion \rightarrow Classification

- Interest points detectors

- Harris-Laplace — detects corners [Mikołajczyk'04]
- Laplacian — detects blobs [Lindeberg'98]



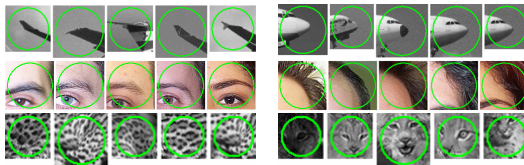
- Dense sampling

- Multiscale grid with horizontal/vertical step of 6 pixels (half of the SIFT support area width/height) and scaling factor of 1.2 per scale-level

Spatial organization

Image \rightarrow Sampler \times Local descriptor \times **Spatial grid** \Rightarrow Fusion \rightarrow Classification

- Visual vocabulary is created by clustering the features using k-means ($k = 4000$)



- Spatial grids allow to separately describe the properties of roughly defined image regions
 - 1x1 — standard Bag-of-Features
 - 2x2 — defines four image quarters
 - horizontal 3x1 — defines upper, middle and lower regions

Support Vector Machines

Image \rightarrow Sampler \times Local descriptor \times Spatial grid \Rightarrow Fusion \rightarrow Classification

- We use non-linear Support Vector Machines
- The decision function has the following form

$$g(x) = \sum_i \alpha_i y_i K(x_i, x) - b$$

- We propose a multichannel extended Gaussian kernel

$$K(x_j, x_k) = \exp \left(- \sum_{ch} \gamma_{ch} D_{ch}(x_j, x_k) \right)$$

- $D_{ch}(x_j, x_k)$ is a similarity measure (χ^2 distance in our setup) for channel ch

Support Vector Machines

Image \rightarrow Sampler \times Local descriptor \times Spatial grid \Rightarrow Fusion \rightarrow Classification

- We use non-linear Support Vector Machines
- The decision function has the following form

$$g(x) = \sum_i \alpha_i y_i K(x_i, x) - b$$

- We propose a multichannel extended Gaussian kernel

$$K(x_j, x_k) = \exp \left(- \sum_{ch} \gamma_{ch} D_{ch}(x_j, x_k) \right)$$

- $D_{ch}(x_j, x_k)$ is a similarity measure (χ^2 distance in our setup) for channel ch
- Problem: How to set each γ_{ch} ?

Weighting the channels

Image \rightarrow Sampler \times Local descriptor \times Spatial grid \Rightarrow Fusion \rightarrow Classification

- If we set γ_{ch} to $1/\sqrt{D_{ch}}$ we almost obtain (up to channels normalization) the method of Zhang et al.
 - This approach demonstrated remarkable performance in both VOC'05 and VOC'06
 - We submit this approach as the “flat” method
- As γ_{ch} controls the weight of channel ch in the sum, it can be used to select the most useful channels
 - We run a genetic algorithm to optimize per-task $\gamma_{ch,t}$ kernel parameters and also C_t SVM parameter
 - The learned channel weights are used for the “genetic” submission

Genetic algorithm to optimize SVM parameters

Image \rightarrow Sampler \times Local descriptor \times Spatial grid \Rightarrow Fusion \rightarrow Classification

- The genomes encode the optimized parameters
- In every iteration (generation)
 - 1 Random genomes are added to the pool (population)
 - 2 Cross-validation is used to evaluate the genomes (individuals) simultaneously for each class
 - 3 The more useful the genome is the more chance it has to be selected and combined with another good genom
 - 4 Information from combined genomes is randomly mixed (crossed) and forms the next generation
 - 5 To better avoid local minimas, random genes are altered (mutated)
- Useful genes and gene combinations survive and multiply

Genetic algorithm to optimize SVM parameters

Image \rightarrow Sampler \times Local descriptor \times Spatial grid \Rightarrow Fusion \rightarrow Classification

- The genomes encode the optimized parameters
- In every iteration (generation)
 - 1 Random genomes are added to the pool (population)
 - 2 Cross-validation is used to evaluate the genomes (individuals) simultaneously for each class
 - 3 The more useful the genome is the more chance it has to be selected and combined with another good genom
 - 4 Information from combined genomes is randomly mixed (crossed) and forms the next generation
 - 5 To better avoid local minimas, random genes are altered (mutated)
- Useful genes and gene combinations survive and multiply

Multiplying channels

Channels ($\gamma_{ch} = 1/\overline{D_{ch}}$)	#	Average AP
HS,LS \times SIFT \times 1,2x2	4	47.7
HS,LS,DS \times SIFT \times 1,2x2	6	52.6
HS,LS,DS \times SIFT \times 1,2x2,h3x1	9	53.3
HS,LS,DS \times SIFT,SIFT+hue \times 1,2x2,h3x1	18	54.0
HS,LS,DS \times SIFT,SIFT+hue,PAS \times 1,2x2,h3x1	21	54.2
DS \times SIFT,SIFT+hue,PAS \times 1,2x2,h3x1	9	51.8

Table: Class-averaged AP on VOC'07 validation set

- Combination of interest points and dense sampling boosts the performance, color and 3x1 grid are important
- The performance monotonically increases with the number of channels
- Last experiments show, that anything sensible (HoGs, different vocabularies) further helps the performance

PASCAL VOC'07 Challenge results

	INRIA (genetic)	INRIA (flat)	XRCE	TKK	QMUL (lspch)	QMUL (hsls)
aeroplane	0.775	0.748	0.723	0.714	0.716	0.706
bicycle	0.636	0.625	0.575	0.517	0.550	0.548
bird	0.561	0.512	0.532	0.485	0.411	0.357
boat	0.719	0.694	0.689	0.634	0.655	0.645
bottle	0.331	0.292	0.285	0.273	0.272	0.278
bus	0.606	0.604	0.575	0.499	0.511	0.511
car	0.780	0.763	0.754	0.701	0.722	0.714
cat	0.588	0.576	0.503	0.512	0.551	0.540
chair	0.535	0.531	0.522	0.517	0.474	0.466
cow	0.426	0.411	0.390	0.323	0.359	0.366
dining table	0.549	0.540	0.468	0.463	0.374	0.344
dog	0.458	0.428	0.453	0.415	0.415	0.399
horse	0.775	0.765	0.757	0.726	0.715	0.715
motorbike	0.640	0.623	0.585	0.602	0.579	0.554
person	0.859	0.845	0.840	0.822	0.808	0.806
potted plant	0.363	0.353	0.326	0.317	0.156	0.158
sheep	0.447	0.413	0.397	0.301	0.333	0.358
sofa	0.506	0.501	0.509	0.392	0.419	0.415
train	0.792	0.776	0.751	0.711	0.765	0.731
tv/monitor	0.532	0.493	0.495	0.410	0.459	0.455
average	0.594	0.575	0.556	0.517	0.512	0.503

Learning channel weights (VOC'07 results)

	HS	LS	DS	SIFT	+hue	PAS	1	2x2	h3x1	C	flat	genetic
aeroplane	0.7	1.5	2.8	0.04	0.09	0.29	5.7	3.1	4.3	897	0.748	0.775
bicycle	0.7	1.5	2.8	0.04	0.09	0.12	5.7	1.0	4.3	521	0.625	0.636
bird	0.7	1.5	4.3	0.04	0.09	0.12	5.7	1.0	4.3	141	0.512	0.561
boat	0.2	1.5	4.3	0.12	0.03	0.12	5.7	1.0	4.3	897	0.694	0.719
bottle	0.7	1.5	1.5	0.09	0.09	0.12	5.7	3.1	4.3	897	0.292	0.331
bus	0.2	1.5	1.5	0.09	0.03	0.29	1.5	7.3	4.3	6	0.604	0.606
car	0.7	1.5	4.3	0.09	0.09	0.29	5.7	0.1	4.3	521	0.763	0.780
cat	0.7	1.5	2.8	0.04	0.03	0.12	5.7	3.1	4.3	19	0.576	0.588
chair	2.5	1.5	2.8	0.09	0.09	0.29	5.7	3.1	4.3	19	0.531	0.535
cow	0.2	1.5	4.3	0.04	0.09	0.29	5.7	3.1	4.3	897	0.411	0.426
dining table	0.2	1.5	4.3	0.12	0.02	0.29	5.7	3.1	4.3	6	0.540	0.549
dog	0.2	1.5	4.3	0.12	0.09	0.07	5.7	3.1	4.3	6	0.428	0.458
horse	0.7	1.5	4.3	0.09	0.03	0.12	5.7	0.1	4.3	521	0.765	0.775
motorbike	0.7	1.5	4.3	0.04	0.03	0.12	1.5	3.1	4.3	897	0.623	0.640
person	0.2	1.5	7.9	0.12	0.09	0.29	5.7	1.0	4.3	141	0.845	0.859
potted plant	2.5	1.5	4.3	0.04	0.09	0.29	5.7	3.1	4.3	19	0.353	0.363
sheep	0.2	1.5	4.3	0.12	0.03	0.29	5.7	0.1	4.3	6	0.413	0.447
sofa	2.5	0.7	4.3	0.04	0.03	0.05	5.7	3.1	4.3	141	0.501	0.506
train	0.7	1.5	4.3	0.12	0.09	0.29	5.7	0.1	4.3	897	0.776	0.792
tv/monitor	2.5	0.7	4.3	0.04	0.03	0.12	5.7	3.1	4.3	19	0.493	0.532

Summary

- We have shown that using a large number of channels helps recognition due to complementary information
- We have demonstrated how it is possible to generate tens of useful channels
- We have proposed to use a genetic algorithm to discover the most useful channels on per-class basis
- The experimental results show excellent performance

Thank you for your attention

I will be glad to answer your questions