



HAL
open science

Split of an Optimization Variable in Game Theory

Rajae Aboulaich, Abderrahmane Habbal, Nouredine Moussaid

► **To cite this version:**

Rajae Aboulaich, Abderrahmane Habbal, Nouredine Moussaid. Split of an Optimization Variable in Game Theory. *Mathematical Modelling of Natural Phenomena*, 2010, 5 (7), pp.122-127. 10.1051/mmnp/20105720 . inria-00544355

HAL Id: inria-00544355

<https://inria.hal.science/inria-00544355>

Submitted on 7 Dec 2010

HAL is a multi-disciplinary open access archive for the deposit and dissemination of scientific research documents, whether they are published or not. The documents may come from teaching and research institutions in France or abroad, or from public or private research centers.

L'archive ouverte pluridisciplinaire **HAL**, est destinée au dépôt et à la diffusion de documents scientifiques de niveau recherche, publiés ou non, émanant des établissements d'enseignement et de recherche français ou étrangers, des laboratoires publics ou privés.

Split of an Optimization Variable in Game Theory

R. Aboulaich^{1*}, A. Habbal² and N. Moussaid¹

¹ LERMA, E.M.I., Avenue Ibn Sina B.P 765, Agdal, Rabat. Morocco

² LJAD, University of Nice Sophia-Antipolis, Valrose, 06108 Nice Cedex 2, France

Abstract. In the present paper, a general multiobjective optimization problem is stated as a Nash game. In the nonrestrictive case of two objectives, we address the problem of the splitting of the design variable between the two players. The so-called territory splitting problem is solved by means of an allocative approach. We propose two algorithms in order to find fair allocation tables.

Key words: multiobjective optimization, concurrent optimization, split of territories, Nash equilibrium, Pareto front

AMS subject classification: 91A10

1. Introduction

Let us consider the multiobjective program defined by

$$(M) \min_x \left\{ \begin{array}{l} f_1(x) \\ f_2(x) \end{array} \right\}, \quad (1.1)$$

when the cost functions are concurrent, the problem (M) must be reformulated to make sense. To this end, a classical approach used to tackle multiobjective optimization is to define a scalar ansatz, generally a convex combination of the multiple criteria. This approach introduces however an arbitrary choice of weights. In the convex case, taking all possible optima obtained for all possible weights yields the Pareto front, which is of high importance to understand the tradeoff between competitive criteria. Unfortunately, the determination of the Pareto front is generally very expensive. So, it could be of interest to reframe the multiobjective optimization problem as a Nash game [2, 3]: we split the original design variable into two strategies, formally we denote

*Corresponding author. E-mail: aboulaich@emi.ac.ma

$x = (U, V)$. Then we look for a Nash equilibrium, defined as the couple solution to

$$(P) \begin{cases} \min_U f_1(U, V), \\ \min_V f_2(U, V). \end{cases} \quad (1.2)$$

The main difficulty of the theoretic-game approach is the determination of the best, non arbitrary, partition of the variable x into the artificial variables U and V . This question, the main concern of our paper, is a nontrivial and difficult problem. To our knowledge, there are very few contributions to the study of this territory splitting problem. In [4] Désidéri proposes an algorithm of territory splitting using the eigenvectors of the Hessian matrix of one criteria f_1 , which somehow plays the role of a preferred objective. In the following we propose two algorithms in order to find a Nash equilibrium using a splitting of the strategy spaces when no cost is preferred among others.

2. Splitting algorithms

Pure allocation tables are any elements P and Q from $\{0, 1\}^n$ that satisfy $P_i + Q_i = 1$ for $1 \leq i \leq n$. Mixed allocations are obtained by convexification of the set of pure ones. We also drop the mutual exclusivity constraint, to allow both players to share the same variable. To split the optimization variable, we construct a sequence of two tables of allocation $P^{(m)}$ and $Q^{(m)}$ in $[0, 1]^n$, and we use an auxiliary function f defined by (2.2) from f_1 and f_2 . In order to construct the sequences $P^{(m)}$ and $Q^{(m)}$, and to determine the Nash equilibrium x_{NE} , we propose the two following algorithms.

2.1. Algorithm 1 (AG1), heuristic allocation tables

Algorithm 1. *Step 1:* Set $m = 0$. Starting from any initial guess $x^{(0)}$, $y^{(0)}$ in \mathbb{R}^n , and $\rho > 0$ is a constat descent step, compute $P^{(0)}$ and $Q^{(0)}$ by:

$$\begin{cases} \min_{x \in \mathbb{R}^n} f_1(x), & x^{(k+1)} = x^{(k)} - \rho \nabla f_1(x^{(k)}), \quad k \geq 0, \\ & P_j^{(0)} = \frac{\sum_k |x_j^{(k+1)} - x_j^{(k)}|}{\sum_k \|x^{(k+1)} - x^{(k)}\|}, \\ \min_{y \in \mathbb{R}^n} f_2(y), & y^{(k+1)} = y^{(k)} - \rho \nabla f_2(y^{(k)}), \quad k \geq 0, \\ & Q_j^{(0)} = \frac{\sum_k |y_j^{(k+1)} - y_j^{(k)}|}{\sum_k \|y^{(k+1)} - y^{(k)}\|}, \end{cases} \quad (2.1)$$

then initially set.

$$x_{NE}^{(0)} = P^{(0)}.x^* + Q^{(0)}.y^*,$$

where x^* is the solution to $\min_x f_1(x)$ and y^* the solution to $\min_x f_2(x)$, the dot denotes the Hadamard product. We now define the function f by

$$f(x) = f_1(\bar{x}) + f_2(\bar{y}), \quad (2.2)$$

where $\bar{x} = P^{(m)}.x + Q^{(m)}.x_{NE}^{(m)}$ and $\bar{y} = P^{(m)}.x_{NE}^{(m)} + Q^{(m)}.x$.

Step 2: Compute $x_{opt}^{(m)}$ the solution to $\min_x f(x)$ and update $P^{(m+1)}$ and $Q^{(m+1)}$ as follows

$$\left\{ \begin{array}{l} \min_x f(x), \quad x^{(k+1)} = x^{(k)} - \rho \nabla f(x^{(k)}), \quad k \geq 0, \\ P_j^{(m+1)} = \frac{\sum_k |(\nabla f_1(P^{(m)}.x^{(k+1)} + Q^{(m)}.x_{NE}^{(m)}))_j|}{\sum_k \|\nabla f_1(P^{(m)}.x^{(k+1)} + Q^{(m)}.x_{NE}^{(m)})\|}, \\ Q_j^{(m+1)} = \frac{\sum_k |(\nabla f_2(Q^{(m)}.x^{(k+1)} + P^{(m)}.x_{NE}^{(m)}))_j|}{\sum_k \|\nabla f_2(Q^{(m)}.x^{(k+1)} + P^{(m)}.x_{NE}^{(m)})\|}, \end{array} \right. \quad (2.3)$$

$$x_{NE}^{(m+1)} = P^{(m)}.x_{opt}^{(m)} + Q^{(m)}.x_{NE}^{(m)},$$

while $\|x_{NE}^{(m+1)} - x_{NE}^{(m)}\| > \text{test}$, set $m = m + 1$, redo step 2.

2.2. Algorithm 2 (AG2), optimized allocation tables

Algorithm 2. 1. initial step 1 as in (AG1),

2. given $P^{(m)}$ and $Q^{(m)}$, compute $x_{opt}^{(m)}$ the solution to $\min_x f(x)$,
3. solve the minimization problem $\min_P f(P.x_{opt}^{(m)} + Q^{(m)}.x_{NE}^{(m)})$ to get $P^{(m+1)}$,
4. solve the minimization problem $\min_Q f(P^{(m)}.x_{NE}^{(m)} + Q.x_{opt}^{(m)})$ to get $Q^{(m+1)}$,
5. set $x_{NE}^{(m+1)} = P^{(m+1)}.x_{opt}^{(m)} + Q^{(m+1)}.x_{NE}^{(m)}$,
6. while $\|x_{NE}^{(m+1)} - x_{NE}^{(m)}\| > \text{test}$, set $m = m + 1$, redo 2.

We pay a particular attention to check if the Nash equilibria computed by the proposed algorithms belong to the Pareto front, also known as the set of non-dominated strategies (the meaning is obvious from the definition of the front) [1]. We set, $f_\lambda = \lambda f_1 + (1 - \lambda)f_2$, $\lambda \in [0, 1]$. For each λ we compute the optima, the set of which forms the Pareto front (at least in the convex case). Below we present some numerical results obtained by algorithms 1 and 2.

3. Numerical results

We consider a simple illustrating case where $f_1(x) = \|Ax - b\|^2$ for the first player, and $f_2(x) = \|Cx - d\|^2$ for the second one, where A and C are two $n \times n$ matrices, and b and d are vectors, that is $n \times 1$ matrices. We observe that the two algorithms converge. In example 1, see figure 1 and figure 2, we obtain the convergence to a Nash equilibrium which lies on the Pareto front, and corresponds to the optimum of f_λ for a value $\lambda = 1/2$. In example 2, see figure 3 and figure 4, the

best computed Nash equilibrium is close to the Pareto front but not on it. Moreover, it corresponds to a strategy that is more advantageous for the cost f_2 .

Example 1. $A = C = Id$, $b = [1, -2, 2, 9, 1, 2, 9]$, $d = [5, 1, 3, -8, -6, 0, 4]$

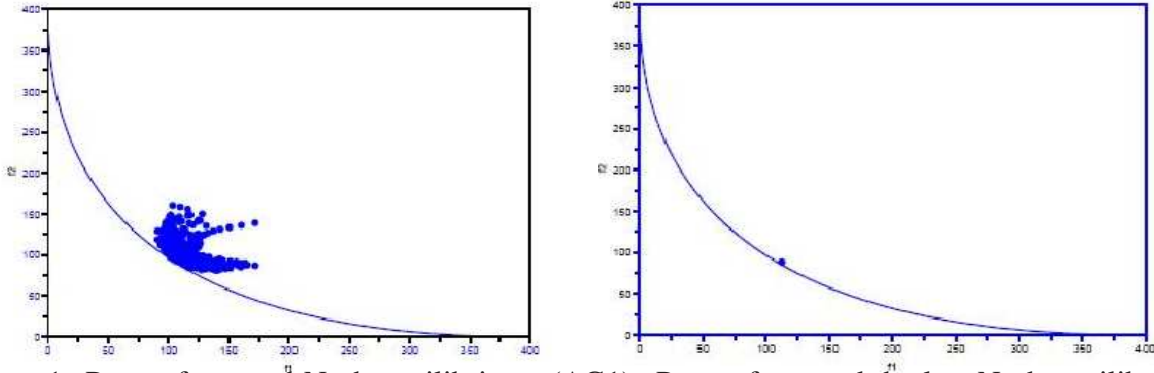


Figure 1: Pareto front and Nash equilibria (AG1). Pareto front and the last Nash equilibrium found by (AG1)

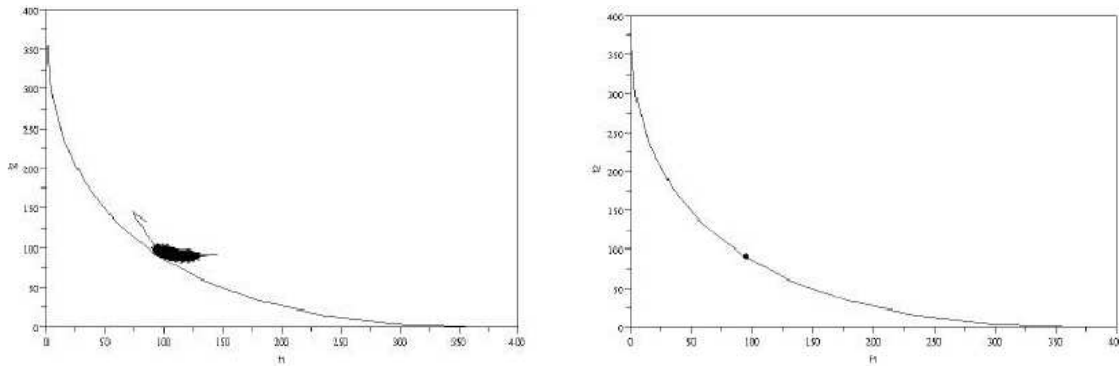


Figure 2: Pareto front and Nash equilibria (AG2). Pareto front and the last Nash equilibrium found by (AG2)

Example 2. $A = tridiag[1, -2, 1]$, $C = A$; $b = rand(n, 1)$, $d = 10 * b$, $n = 50$

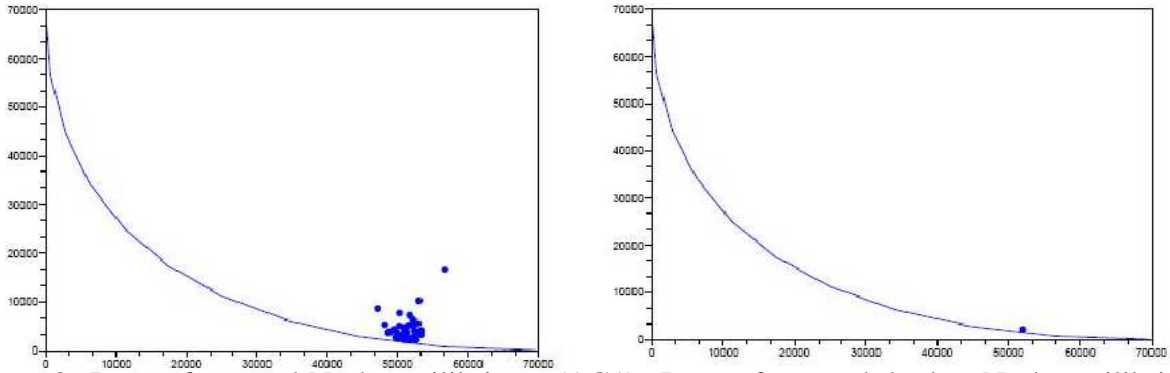


Figure 3: Pareto front and Nash equilibriums (AG1). Pareto front and the last Nash equilibrium found by (AG1)

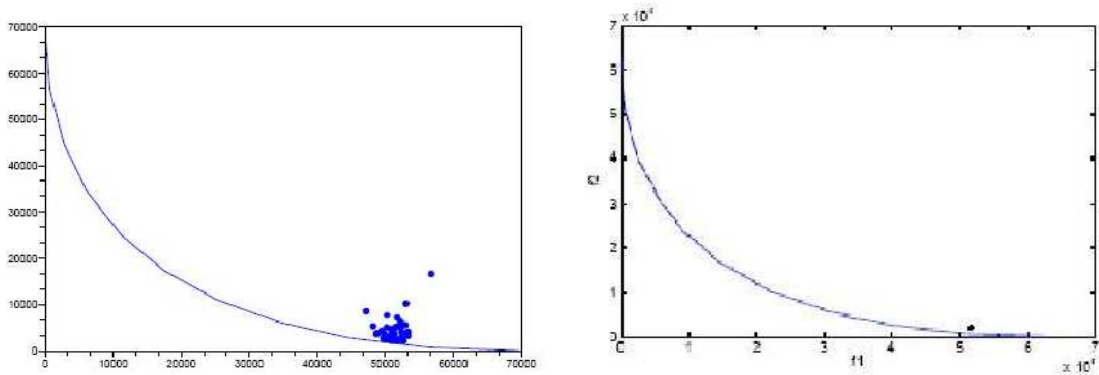


Figure 4: Pareto front and Nash equilibriums (AG2). Pareto front and the last Nash equilibrium found by (AG2)

4. Conclusion

Both algorithms yield successive iterations that lie close to if not on the Pareto front. Ongoing work is in progress to address weak points such as the computational cost that must be lowered or the heuristic determination of the allocation tables that must be at least statistically driven.

Acknowledgements

This work was supported by Action Intégrée Franco-Morocaine MA/05/115 and the SARIMA program.

References

- [1] J. P. Aubin. *Mathematical methods of game and economic theory*. North-Holland Publishing Co. Amsterdam, New York, 1979.
- [2] A. Habbal. *A topology Nash game for tumoral antangiogenesis*. *Struct. Multidisc. Optim.*, 30 (2005), 404–412.
- [3] A. Habbal, J. Petersson, M. Thellner. *Multidisciplinary topology optimization solved as a Nash game*. *Struct. Multidisc. Optim.*, 61 (2004), 949–963.
- [4] J. A. Désidéri. *Split of territories in concurrent optimization*. Rapport de recherche, INRIA, 2007.