



Logical time and temporal logics: Comparing UML MARTE/CCSL and PSL

R. Gascon, Frédéric Mallet, Julien Deantoni

► To cite this version:

R. Gascon, Frédéric Mallet, Julien Deantoni. Logical time and temporal logics: Comparing UML MARTE/CCSL and PSL. [Research Report] RR-7459, INRIA. 2011. inria-00540738v2

HAL Id: inria-00540738

<https://inria.hal.science/inria-00540738v2>

Submitted on 5 Jan 2011

HAL is a multi-disciplinary open access archive for the deposit and dissemination of scientific research documents, whether they are published or not. The documents may come from teaching and research institutions in France or abroad, or from public or private research centers.

L'archive ouverte pluridisciplinaire **HAL**, est destinée au dépôt et à la diffusion de documents scientifiques de niveau recherche, publiés ou non, émanant des établissements d'enseignement et de recherche français ou étrangers, des laboratoires publics ou privés.

***Logical time and temporal logics:
Comparing UML MARTE/CCSL and PSL***

Régis Gascon — Frédéric Mallet — Julien DeAntoni

N° 7459

January 5, 2011

Thème COM

 ***Rapport
de recherche***



Logical time and temporal logics: Comparing UML MARTE/CCSL and PSL

Régis Gascon , Frédéric Mallet , Julien DeAntoni

Thème COM — Systèmes communicants
Projet AOSTE

Rapport de recherche n° 7459 — January 5, 2011 — 22 pages

Abstract: The UML Profile for Modeling and Analysis of Real-Time and Embedded systems (MARTE) provides a means to specify embedded systems. The Clock Constraint Specification Language (CCSL) allows the specification of causal, chronological and timed properties of MARTE models. Due to its purportedly broad scope of use, CCSL has an expressiveness that can prevent formal verification. However, when addressing hardware electronic systems, formal verification is an important step of the development. The IEEE Property Specification Language (PSL) provides a formal notation for expressing temporal logic properties that can be automatically verified on electronic system models.

We want to identify the part of MARTE/CCSL amenable to support the classical analysis methods from the Electronic Design Automation (EDA) community. In this paper, we contribute to this goal by comparing the expressiveness of CCSL and the Foundation Language of PSL. We show that none of these languages is subsumed by the other one. We identify the CCSL constructs that cannot be expressed in temporal logics and propose restrictions of these operators so that they become tractable in temporal logics. Conversely, we also identify the class of PSL formulas that can be encoded in CCSL. We define translations between these fragments of CCSL and PSL using automata as an intermediate representation.

Key-words: High-level design, Linear temporal logic, Language equivalence, Automaton based approach

Temps logique et logiques temporelles: Comparaison de UML MARTE/CCSL et PSL

Résumé : Le profil UML MARTE (Modeling and Analysis of Real-Time and Embedded systems) permet la spécification de systèmes embarqués. Le langage associé CCSL (Clock Constraint Specification Language) offre la possibilité de spécifier des propriétés causales, chronologiques et temporelles sur les modèles MARTE. En raison de son large spectre d'applications, CCSL a une grande expressivité qui empêche l'application de certaines techniques de vérification formelle. Cependant, la vérification formelle est une étape importante du développement dans le domaine des "hardware electronic systems". Pour ce faire, le standard IEEE PSL (Property Specification Language) fournit des notations formelles pour l'expression de propriétés en logique temporelle qui peuvent être automatiquement vérifiées sur le modèle du système électronique.

Nous voulons identifier le fragment de MARTE/CCSL susceptible de supporter les méthodes d'analyses classiques utilisées dans la communauté EDA (Electronic Design Automation). Dans ce papier, nous contribuons à ce but en comparant l'expressivité de CCSL et du fragment de PSL correspondant à la logique temporelle linéaire. Nous montrons qu'aucun de ces langages n'est inclus dans l'autre. Nous identifions les constructeurs de CCSL qui ne peuvent être exprimés par les logiques temporelles propositionnelles et proposons en conséquence des restrictions de ces opérateurs de manière à les rendre exprimables dans PSL. Réciproquement, nous identifions la classe de propriétés de PSL qui peuvent être codées dans CCSL. Nous définissons des traductions entre ces deux fragments utilisant des automates comme représentation intermédiaire.

Mots-clés : Conception haut niveau, Logique temporelle linéaire, Équivalence de langages, Approche à base d'automates.

1 Introduction

The UML Profile for Modeling and Analysis of Real-Time and Embedded systems (MARTE [8]) provides a means to specify several aspects of embedded systems, ranging from large software systems on top of an operating system to specific hardware designs. UML/MARTE provides a support to capture structural and behavioral, functional and non-functional aspects. The Clock Constraint Specification Language (CCSL [1]), initially specified in an annex of MARTE, offers a general set of notations to specify causal, chronological and timed properties on these models and has been used in various subdomains [6, 5, 2]. CCSL is formally defined and CCSL specifications can be executed at the model level. CCSL is intended to be used at various modeling levels following a refinement strategy. It should allow both coarse, possibly non-deterministic, infinite, unbounded specifications at the system level but also more precise specifications from which code generation, schedulability and formal analysis are possible.

In the domain of hardware electronic systems, which is one of the subdomains targeted by MARTE, formal verification is an important step of the development. To allow simulation and formal verification of such systems, the IEEE Property Specification Language (PSL [10]) provides a formal notation for the specification of electronic system behavior, compatible with multiple electronic system design languages (VHDL, Verilog, SystemC, SystemVerilog).

In a Model-Driven approach where code (*e.g.*, SystemC or VHDL) is generated from models (UML/MARTE), two questions arise. Is MARTE expressive enough to capture an abstract view of hardware systems? Is CCSL expressive enough to express properties usually modeled in PSL? Some efforts have been made to answer the first question [9, 13]. We are addressing here the second question and we focus on safety properties expressed with CCSL on top of MARTE models.

The main contribution of this paper is then the comparison of PSL and CCSL expressiveness. The first result is that none of these languages subsume the other one. Consequently, we identify the CCSL constructs that cannot be expressed in temporal logics and propose restrictions to these operators so that they become tractable in temporal logics. Conversely, we also identify the class of PSL formulas that can be encoded in CCSL. Using this information, we show that translations between large fragments of CCSL and PSL can be defined. Because direct modular translation is more tedious, we use an automaton-based approach. Though translation from PSL to automata is a well studied topic (see *e.g.*, [3]), similar transformations for CCSL specifications is a new and interesting result. This intermediate translation of CCSL specifications to automata could be alternatively used directly by the subdomain tools (and possibly completed by other PSL properties if needed). However, the main purpose of the paper is the comparison of PSL and CCSL and we do not claim that the rigorous translation chains we define is not adequate to perform fast analyses.

The remaining of this paper is organized as follows. In Sect. 2 we introduce CCSL and PSL and determine which kind of properties cannot be expressed in each language. We define in Sect. 3 the class of Boolean automata which is used in Sect. 4 to define translations between fragments of CCSL and PSL. Sect. 5 contains concluding remarks and future work.

2 Definitions of the languages

We define here the languages that we consider in this paper and give first comparisons related to their expressive power.

2.1 Clock Constraint Specification Language

CCSL is the companion language of the UML MARTE profile for the design of embedded systems. It combines constructs from the general net theory and from the synchronous languages. CCSL offers a set of causal and timed patterns classically used in embedded systems. More formally, the language CCSL is based on the notion of *clocks* which is a general name to denote a totally ordered sequence of event occurrences, called the *instants* of the clock. Instants do not carry values. CCSL defines a set of *clock relations*:

$$r ::= c_1 \boxed{\sqsubset} c_2 \mid c_1 \boxed{\#} c_2 \mid c_1 \boxed{\prec} c_2 \mid c_1 \boxed{\preceq} c_2.$$

where c_1, c_2 represent clocks of the system. Informally, $c_1 \boxed{\sqsubset} c_2$ means that c_1 is a subclock of c_2 , $c_1 \boxed{\#} c_2$ that the instants of the two clocks never occur at the same time and $c_1 \boxed{\prec} c_2$ that the n^{th} occurrence of c_1 strictly precedes the n^{th} occurrence of c_2 for every $n \in \mathbb{N}^*$. The relation $c_1 \boxed{\preceq} c_2$ is the non strict version of the precedence relation.

CCSL is a high-level multiclock language and the original semantics does not require totally ordered models. However, at lower level or for simulation purposes, one needs to represent the execution as a totally ordered sequence. In this context, the alternative semantics introduced in [1] identifies clocks with Boolean variables evolving along time. In the remaining, we will consider that a clock c belongs to a set of propositions VAR and CCSL models are finite or infinite sequences of elements in 2^{VAR} . The set of instants of the clock c corresponds to the set of positions where the variable c holds.

Let σ be a CCSL model. For such a sequence, we denote by $|\sigma|$ the length of σ and assume that $|\sigma| = \omega$ when σ is an infinite word. We use the notations $\sigma(i)$ for the i^{th} element of σ and σ^i for the suffix of σ starting at the i^{th} position. To evaluate the satisfaction of precedence relations, we need to know the number of past occurrences of the clocks at each position of σ . We define the function χ_σ s.t. for every $i \in \mathbb{N}$ and $c \in \text{VAR}$ we have

$$\chi_\sigma(c, i) = |\{j \in \mathbb{N} \text{ s.t. } j \leq i \text{ and } c \in \sigma(j)\}|.$$

The satisfaction of CCSL relations is defined by:

- $\sigma \models_{ccsl} c_1 \boxed{\sqsubset} c_2$ iff for every $0 \leq i < |\sigma|$, if $c_1 \in \sigma(i)$ then $c_2 \in \sigma(i)$. We also define the coincidence relation $\boxed{=}$ such that $\sigma \models_{ccsl} c_1 \boxed{=} c_2$ iff $\sigma \models_{ccsl} c_1 \boxed{\sqsubset} c_2$ and $\sigma \models_{ccsl} c_2 \boxed{\sqsubset} c_1$.
- $\sigma \models_{ccsl} c_1 \boxed{\#} c_2$ iff for every $0 \leq i < |\sigma|$ we have $c_1 \notin \sigma(i)$ or $c_2 \notin \sigma(i)$.

- $\sigma \models_{ccsl} c_1 \boxed{\prec} c_2$ iff for every $0 \leq i < |\sigma|$ such that $\chi_\sigma(c_1, i) > 0$ and $\chi_\sigma(c_2, i) > 0$ we have $\chi_\sigma(c_1, i) > \chi_\sigma(c_2, i)$.
- $\sigma \models_{ccsl} c_1 \boxed{\preceq} c_2$ iff for every $0 \leq i < |\sigma|$ we have $\chi_\sigma(c_1, i) \geq \chi_\sigma(c_2, i)$.

CCSL can also express more complicated relations between clocks by using *clock definitions*. CCSL clock definitions allow one to define a clock by combination of other clocks given as arguments. A clock definition is of the form $c \triangleq e$ where $c \in \text{VAR}$ and e is a *clock expression* defined by the following grammar:

$$e := c \mid e + e \mid e * e \mid e \searrow e \mid e \swarrow e \mid e \dot{\searrow} e \mid e \nabla bw \mid e \$_{e_2} n \mid e \vee e \mid e \wedge e$$

where $c \in \text{VAR}$, $n \in \mathbb{N}^*$ and $bw : \mathbb{N}^* \rightarrow \mathbb{B}$ is a binary word. The expressions $e_1 + e_2$ and $e_1 * e_2$ represent respectively the union and intersection of e_1 and e_2 . The strict and non strict sample expressions are denoted respectively by $e_1 \searrow e_2$ and $e_1 \swarrow e_2$. The delay operation $e_1 \$_{e_2} n$ is a variation of sampling that samples e_1 on the n^{th} occurrence of e_2 . The expression $e_1 \dot{\searrow} e_2$ is the preemption (e_1 up to e_2), $e \nabla bw$ represents the filtering operation. Finally, $e_1 \vee e_2$ (resp. $e_1 \wedge e_2$) represents the fastest (resp. slowest) of the clocks that are slower (resp. faster) than both e_1 and e_2 . This corresponds to greatest lower bound and lowest upper bound.

Given a clock expression e and a CCSL model σ we note $\sigma, i \models_{ccsl} e$ iff the expression e holds at position i of σ . To define this relation, we extend the function χ_σ to expressions in a natural way:

$$\chi_\sigma(e, i) = |\{j \in \mathbb{N} \text{ s.t. } j \leq i \text{ and } \sigma, j \models_{ccsl} e\}|.$$

The satisfaction relation for expressions is defined by:

- $\sigma, i \models_{ccsl} c$ iff $c \in \sigma(i)$.
- $\sigma, i \models_{ccsl} e_1 + e_2$ iff $\sigma, i \models_{ccsl} e_1$ or $\sigma, i \models_{ccsl} e_2$.
- $\sigma, i \models_{ccsl} e_1 * e_2$ iff $\sigma, i \models_{ccsl} e_1$ and $\sigma, i \models_{ccsl} e_2$.
- $\sigma, i \models_{ccsl} e_1 \searrow e_2$ iff
 - $\sigma, i \models_{ccsl} e_2$,
 - there is $0 \leq j < i$ such that $\sigma, j \models_{ccsl} e_1$ and for every $j \leq k < i$ we have $\sigma, k \not\models_{ccsl} e_2$.
- $\sigma, i \models_{ccsl} e_1 \swarrow e_2$ iff
 - $\sigma, i \models_{ccsl} e_2$,
 - there is $0 \leq j \leq i$ such that $\sigma, j \models_{ccsl} e_1$ and for every $j \leq k < i$ we have $\sigma, k \not\models_{ccsl} e_2$.

- $\sigma, i \models_{ccsl} e_1 \textcolor{red}{\$}_{e_2} n$ there is a position $0 \leq j \leq i$ such that
 - $\sigma, j \models_{ccsl} e_1$ and
 - there are exactly n distinct positions i_1, \dots, i_n ($i_n = i$) such that for every $k \in \{1, \dots, n\}$ we have $j < i_k \leq i$ and $\sigma, i_k \models_{ccsl} e_2$.
- $\sigma, i \models_{ccsl} e_1 \textcolor{red}{\not\leq} e_2$ iff
 - $\sigma, i \models_{ccsl} e_1$,
 - for every $0 \leq j \leq i$ we have $\sigma, j \not\models_{ccsl} e_2$.
- $\sigma, i \models_{ccsl} e \textcolor{red}{\blacktriangledown} bw$ iff
 - $\sigma, i \models_{ccsl} e$
 - $bw(\chi_\sigma(e, i)) = 1$.
- $\sigma, i \models_{ccsl} e_1 \textcolor{red}{\wedge} e_2$ iff either
 - $\chi_\sigma(e_1, i) > \chi_\sigma(e_2, i)$ and $\sigma, i \models_{ccsl} e_1$,
 - or $\chi_\sigma(e_1, i) < \chi_\sigma(e_2, i)$ and $\sigma, i \models_{ccsl} e_2$,
 - or $\chi_\sigma(e_1, i) = \chi_\sigma(e_2, i)$ and $\sigma, i \models_{ccsl} e_1$ and $\sigma, i \models_{ccsl} e_2$.
- $\sigma, i \models_{ccsl} e_1 \textcolor{red}{\vee} e_2$ iff either
 - $\chi_\sigma(e_1, i) > \chi_\sigma(e_2, i)$ and $\sigma, i \models_{ccsl} e_2$,
 - or $\chi_\sigma(e_1, i) < \chi_\sigma(e_2, i)$ and $\sigma, i \models_{ccsl} e_1$,
 - or $\chi_\sigma(e_1, i) = \chi_\sigma(e_2, i)$ and we have $\sigma, i \models_{ccsl} e_1$ or $\sigma, i \models_{ccsl} e_2$.

A CCSL specification is a list of definitions and relations seen as a conjunction of constraints. We can represent it by a triple $\langle C, Def, Rel \rangle$ such that

- $C \subseteq \text{VAR}$ is a set of clocks,
- Def is a set of definitions,
- Rel is a set of relations.

A model σ over 2^C satisfies the specification iff

- for every definition $c \textcolor{red}{\triangleq} e$ in Def we have $c \in \sigma(i)$ iff $\sigma, i \models_{ccsl} e$,

- every relation in Rel is satisfied by σ .

From the basis CCSL language, one can define other expressions and relations. For instance, the following expressions are useful:

- $c_1 - c_2$ is the difference of clocks c_1 and c_2 . The definition $c \triangleq c_1 - c_2$ can be encoded with the definition $c_1 \triangleq c + c_2$ and the relation $c \# c_2$.
- $c \$ n$ is a particular case of delay expression that we denote $c \$ n$. This expression represents the usual synchronous delay operation. The resulting expression starts at the n^{th} occurrence of c and then coincides with c .
- Right weak alternation $c_1 \approx c_2$ is defined by the relations $c_1 \prec c_2$ and $c_2 \prec' c'_1$ where $c'_1 \triangleq c_1 \$ 1$. Similarly, left weak alternation $c_1 \approx c_2$ is defined by $c_1 \prec c_2$ and $c_2 \prec' c'_1$.

2.2 Property Specification Language

The IEEE standard PSL [10] has been designed to provide an interface to hardware formal verification. Its temporal layer is a textual language to build temporal logic expressions. PSL assertions can then be validated by model-checking or equivalence checking techniques. The underlying linear-time logic in PSL extends LTL with regular expressions and sugaring constructs. However PSL remains as expressive as ω -regular languages. As it would be tedious to consider the different sugaring operators of PSL in formal reasoning, we use in this paper the minimal core language defined in [3].

Let VAR be a set of propositions (Boolean variables) that aims at representing signals of the system. PSL atomic formulas are called *Sequential Extended Regular Expressions* (SERE). SEREs are basically regular expressions built over the Boolean algebra:

$$b ::= x \mid \bar{x} \mid b \wedge b \mid b \vee b$$

where $x \in \text{VAR}$ is a Boolean variable. We also consider the standard implication and equivalence operators \Rightarrow and \Leftrightarrow that can be defined from the grammar above¹. The set of SEREs is defined by:

$$r ::= b \mid r \cdot r \mid r \cup r \mid r^*$$

where b is a Boolean formula. The operators have their usual meaning: $r_1 \cdot r_2$ is the concatenation, $r_1 \cup r_2$ the union and r^* is the Kleene star operator. From these regular expressions, PSL linear properties² are defined by:

$$\phi ::= r \mid \phi \wedge \phi \mid \neg \phi \mid \mathbf{X}\phi \mid \phi \mathbf{U}\phi \mid r \rightarrow \phi.$$

¹ $x \Rightarrow y$ is equivalent to $\bar{x} \vee y$ and $x \Leftrightarrow y$ to $(x \Rightarrow y) \wedge (y \Rightarrow x)$.

² PSL standard also defines a branching time part that we do not consider here.

where r is a SERE. The operators X (next) and U (until) are the classical temporal logic operators. We also use the classical abbreviations $F\phi \equiv \top U \phi$ (eventually) and $G\phi \equiv \neg F \neg \phi$ (always). The formula $r \rightarrow \phi$ is a “suffix conjunction” operator meaning that there must exist a finite prefix satisfying r and that ϕ must be satisfied at the position corresponding to the end of this prefix (with a one-letter overlap between the prefix and the suffix).

The semantics of PSL is defined in such a way that properties can be interpreted over infinite words as well as finite or truncated words. This is important for application like simulation or bounded model-checking. Similarly to CCSL, the models of PSL are finite or infinite sequences over elements of 2^{VAR} that represents the set of variables that holds at each position.

For every $X \in 2^{\text{VAR}}$ and $p \in \text{VAR}$, we note $X \models_b p$ iff $p \in X$ and $X \models_b \bar{p}$ iff $p \notin X$. The remaining of the Boolean satisfaction relation \models_b is standard. SEREs refer to a finite (possibly empty) prefix of the model. So σ is supposed to be finite in SERE satisfaction relation (which is not the case in PSL satisfaction relation). The SERE satisfaction is defined by induction as follows:

- $\sigma \models_{re} b$ iff $|\sigma| = 1$ and $\sigma(0) \models_b b$,
- $\sigma \models_{re} r_1 \cdot r_2$ iff there are σ_1, σ_2 s.t. $\sigma = \sigma_1 \sigma_2$ and $\sigma_1 \models_{re} r_1$ and $\sigma_2 \models_{re} r_2$.
- $\sigma \models_{re} r_1 \cup r_2$ iff $\sigma \models_{re} r_1$ and $\sigma \models_{re} r_2$.
- $\sigma \models_{re} r^*$ iff either $\sigma = \epsilon$ or there exist $\sigma_1 \neq \epsilon$ and σ_2 s.t. $\sigma = \sigma_1 \sigma_2$, $\sigma_1 \models_{re} r$ and $\sigma_2 \models_{re} r^*$.

Finally, the satisfaction of PSL properties is defined as follows:

- $\sigma \models_{psl} \neg \phi$ iff $\sigma \not\models_{psl} \phi$,
- $\sigma \models_{psl} \phi_1 \wedge \phi_2$ iff $\sigma \models_{psl} \phi_1$ and $\sigma \models_{psl} \phi_2$,
- $\sigma \models_{psl} X\phi$ iff $|\sigma| > 1$ and $\sigma^1 \models_{psl} \phi$,
- $\sigma \models_{psl} \phi_1 U \phi_2$ iff there is $0 \leq i < |\sigma|$ s.t. $\sigma^i \models_{psl} \phi_2$ and for every $0 \leq j < i$ we have $\sigma^j \models_{psl} \phi_1$,
- $\sigma \models_{psl} r \rightarrow \phi$ iff there is a finite prefix $\sigma_1 \alpha$ of σ ($\alpha \in 2^{\text{VAR}}$ is a single letter) s.t. $\sigma = \sigma_1 \alpha \sigma_2$, $\sigma_1 \alpha \models_{re} r$ and $\alpha \sigma_2 \models_{psl} \phi$,
- $\sigma \models_{psl} r$ iff for every finite prefix σ_1 of σ there is a finite word σ_2 s.t. $\sigma_1 \sigma_2 \models_{re} r \rightarrow \top$.

2.3 Comparing PSL and CCSL

The CCSL semantics we consider in this paper is restricted. In the general definition, models of CCSL specifications do not need to be totally ordered. However, under this restriction

CCSL and PSL share common models. So we can compare the classes of properties they can express.

Let S be a CCSL specification over a set of variables $V_S \subseteq \text{VAR}$ and ϕ a PSL formula over a set of variables $V_\phi \subseteq \text{VAR}$. We will say that S is encoded by (or simulated by) ϕ s.t. $V_S \subseteq V_\phi$ iff every model of ϕ is also a model of S and every model of S can be extended on V_ϕ to a model of ϕ .

The converse simulation relation is a bit different. CCSL models have the properties that one can add an unbounded amount of empty states between two relevant states and left the satisfaction unchanged. This can easily be proved by induction on the structure of a CCSL specification.

Lemma 1. Let S be a CCSL specification. For every model σ satisfying S and every $0 \leq i \leq |\sigma|$ the model σ' defined by

$$\begin{aligned} \sigma'(j) &= \sigma(j) \text{ for every } j < i \\ \sigma'(i) &= \emptyset \\ \sigma'(j) &= \sigma(j-1) \text{ for every } i < j \leq |\sigma| + 1 \end{aligned}$$

also satisfies S .

This property is a consequence of the multiclock aspect of CCSL. It is not possible to completely link the execution of a CCSL specification to a global clock. However, the states where no clocks occur are *irrelevant* in CCSL point of view as they do not make the system evolve. So it is not really a problem to discard them. Actually, this is what is done in the CCSL simulator called TimeSquare. We will say that ϕ is simulated by S s.t. $V_\phi \subseteq V_S$ iff every model of S with no irrelevant states is also a model of ϕ and every model of ϕ can be extended to a model of S .

Some CCSL relations or expressions implicitly introduce unbounded counters. For instance, one have to store the number of occurrences of the clocks c_1 and c_2 (or at least the difference between them) to encode the precedence relation $c_1 \preceq c_2$. The corresponding language is made of all the words such that every finite prefix contains more occurrences of c_1 than c_2 . Such a language is neither regular nor ω -regular and cannot be encoded in PSL. The same remark holds for the expressions $c_1 \wedge c_2$ and $c_1 \vee c_2$. On the other hand, the different CCSL relations and expressions only states safety constraints. As a specification is a conjunction of such constraints the result is always a safety property. CCSL cannot express liveness like the reachability property Fp . For finite executions, there is also no way to express that the model must have a next position which can be stated by XT in PSL. To summarize, the preliminary comparison of expressiveness of CCSL and PSL gives the following results.

Lemma 2. (I) There are PSL formulas that cannot be encoded in CCSL.

(II) There are CCSL specifications that cannot be encoded in PSL.

It is now clear that PSL and CCSL are not comparable in their whole definition. We show in the remaining that restricting the properties of each language according to the

observations above is enough to obtain large fragments that can be encoded in each other. We prove this by defining automata based translations between the fragments.

3 Boolean automata

Translating directly PSL properties into CCSL is not obvious. For example, let us consider the following PSL formula:

$$G(p_0 \Rightarrow \neg(\bar{p}_1 \cup p_2)).$$

One can try to translate this property by considering its general meaning which is “there is always p_1 in an interval starting with p_0 and ending with p_2 ”. It is more difficult to define a modular approach by composing atomic translations from PSL operator to CCSL. We use an automaton based approach. We introduce in this section a class of automata that we will use to establish relations between PSL and CCSL fragments.

3.1 Definition

We consider automata that handle propositional variables in VAR. The transitions of these automata are labeled by Boolean formulas interpreted like guards. Formally, a *Boolean automaton* is a structure $\mathcal{A} = \langle Q, q_0, F, A, V, \delta \rangle$ s.t.:

- Q is a set of states and $q_0 \in Q$ an initial state,
- $F \subseteq Q$ and $A \subseteq Q$ are respectively the set of final and accepting states,
- $V \subseteq \text{VAR}$ is a set of propositions,
- $\delta : Q \times \text{Bool}(V) \times Q$ is a transition relation where $\text{Bool}(V)$ is the set of Boolean formulas over V .

We use the definitions of Sect. 2.2 for Boolean formulas. A Boolean automaton is deterministic iff for every state in Q there do not exist two outgoing transitions labeled with ϕ and ϕ' s.t. $\phi \wedge \phi'$ is satisfiable.

A configuration of \mathcal{A} is a pair $\langle q, X \rangle$ composed of a state in Q and a subset of V . We note $\langle q, X \rangle \xrightarrow{\phi} \langle q', X' \rangle$ iff there is a transition $q \xrightarrow{\phi} q'$ s.t. $X \models_b \phi$. A run of \mathcal{A} is a sequence $\sigma : \mathbb{N} \rightarrow (Q \times 2^V)$ s.t. $\sigma(0)$ is of the form $\langle q_0, X_0 \rangle$ (one starts in the initial state) and for every $i \in \mathbb{N}$, there exists ϕ_i s.t. $\sigma(i) \xrightarrow{\phi_i} \sigma(i+1)$. A finite run is accepting iff it ends in a final state. An infinite run is accepting iff it visits infinitely often an accepting state (Büchi condition). The language accepted by \mathcal{A} is made of the words on the alphabet 2^V corresponding to accepting runs.

Boolean automata can be composed as following. Let $\mathcal{A}_1 = \langle Q_1, (q_0)_1, F_1, A_1, V_1, \delta_1 \rangle$ and $\mathcal{A}_2 = \langle Q_2, (q_0)_2, F_2, A_2, V_2, \delta_2 \rangle$ be two automata. The product automaton $\mathcal{A} = \mathcal{A}_1 \times \mathcal{A}_2$ is the structure $\langle Q, q_0, V, \delta \rangle$ s.t.:

- $Q = Q_1 \times Q_2 \times \{0, 1\}$ where the last component of each state (in $\{0, 1\}$) is only needed for the Büchi acceptance condition,
- $q_0 = \langle (q_0)_1, (q_0)_2, 0 \rangle$,
- $F = F_1 \times F_2 \times \{0, 1\}$ and $A = Q_1 \times A_2 \times \{1\}$,
- $V = V_1 \cup V_2$,
- For every $\langle q_1, q_2, i \rangle$ and $\langle q'_1, q'_2, i' \rangle$ in Q we have $\langle q_1, q_2, i \rangle \xrightarrow{\phi} \langle q'_1, q'_2, i' \rangle$ iff
 - there exist $q_1 \xrightarrow{\phi_1} q'_1$ and $q_2 \xrightarrow{\phi_2} q'_2$ s.t. ϕ is equivalent to $\phi_1 \wedge \phi_2$,
 - if $i = 0$ then $i' = 1$ iff $q_1 \in A_1$,
 - if $i = 1$ then $i' = 0$ iff $q_2 \in A_2$.

Note that the last component of each state is not needed when every state is accepting ($A_1 = Q_1$ and $A_2 = Q_2$), which will be the case in the following.

3.2 CCSL and Boolean automata

Since CCSL expresses only safety, the acceptance condition of automata cannot be encoded. However, if every run is accepting we can encode a deterministic Boolean automaton into a CCSL specification. We use a definition of encoding similar to Sect. 2.3 (just replace the set of models of the PSL formula by the language accepted by the automaton).

Lemma 3. Every deterministic Boolean automaton such that every execution is accepting can be simulated by a CCSL specification.

Proof. Consider a Boolean automaton $\mathcal{A} = \langle Q, I, V, \delta \rangle$. Accepting and final states are not needed since every execution is accepting. So, we forget them here.

We define the set of clocks $C = V \uplus Q$. To encode \mathcal{A} , we need the following CCSL definitions. We define a global clock and a clock corresponding to the set of states Q as follows:

$$(1) \quad Glob \triangleq \sum_{c \in C} c \quad \text{and} \quad c_Q \triangleq \sum_{q \in Q} q$$

where $\sum_{c \in X} c$ is the CCSL union of all the clocks in X . Similarly, we note $\prod_{c \in X} c$ the CCSL intersection of all the clocks in X . For ease of presentation, we note $q \xrightarrow{X} q'$ iff there is a transition $q \xrightarrow{\phi} q'$ in \mathcal{A} such that $X \models_b \phi$. For every state $q \in Q \setminus \{q_0\}$, we define the clock Iq corresponding to the incoming transitions of q :

$$(2) \quad Iq \triangleq \sum_{q' \xrightarrow{X} q} (q' * (\prod_{p \in X} p) - (\sum_{p \notin X} p)).$$

Now we build the set of CCSL relations. First we express that at every position in the run, exactly one state of the automaton holds. This correspond to the relations

$$(3) \quad c_Q \models Glob \quad \text{and} \quad q \not\models q' \text{ for every } q, q' \in Q (q \neq q').$$

We also impose that the global clock always coincides with a valid transition in order to avoid unexpected behaviors:

$$(4) \quad Glob \models \sum_{q \in Q} I_q.$$

The transition relation is such that every state alternates with its incoming transitions. This means that for every $q \in Q$

$$(5) \quad q_0 \approx I_{q_0} \quad \text{and} \quad I_q \approx q.$$

The relation is symmetric for q_0 since the execution starts in this state. The alternation is not strict on the side of the incoming transition since it is allowed to return to the same step (loops).

We have to show that a model σ satisfies the CCSL specification obtained iff there is a run ρ of \mathcal{A} such that for every $i \in \mathbb{N}$, for every $c \in V$ we have $c \in \sigma(i)$ iff $\rho(i) = \langle q_i, X_i \rangle$ and $c \in X_i$.

First we observe that for any model σ satisfying the CCSL specification, if $I_q \in \sigma(i)$ then $q \in \sigma(i+1)$ for every $i \in \mathbb{N}$. The alternance relations allows a clock q to occur only if I_q has occurred between the last occurrence of q and the current position (cf (5)). However, the definitions of the different I_q are defined w.r.t. transition relation of \mathcal{A} which is deterministic and complete (cf (2)). This implies that exactly one I_q belongs to $\sigma(i)$ for every $i \in \mathbb{N}$. So, if $I_q \in \sigma(i)$ the only element of Q that can belong to $\sigma(i+1)$ is q . By (3), exactly one element of Q must hold at each position. This concludes the demonstration.

We proceed by induction on the position of the sequences. Suppose that we are given σ (resp. ρ). For every $i \in \mathbb{N}$ we note $\rho(i) = \langle q_i, v_i \rangle$. We show for every $i \in \mathbb{N}$ that for every position $j < i$ and variable $c \in \text{VAR}$ we can build ρ (resp. σ) such that

- $c \in \sigma(j)$ iff $c \in X_j$,
- and $q_i + 1 \in \sigma(i+1)$ iff $q_i + 1$ is the state of $\rho(i+1)$.

At the beginning of any model, the only clock in Q that can belong to $\sigma(0)$ is q_0 . Indeed, no clock I_q has occurred which prevent the other $q \in Q$ from occurring because of alternation relations (see (5)). Similarly, the initial state of \mathcal{A} is always q_0 .

Now let σ be a model of the CCSL specification. We suppose that the property holds until position i and that we have $q_i \in \sigma(i)$ and the state of $\rho(i)$ is q_i . Since the transition relation is complete and deterministic, there is a unique $q' \in Q$ such that $q \xrightarrow{\phi} q'$ and $\sigma(i) \models \phi$. As a consequence, $I_{q'} \in \sigma(i)$ which implies that $q' \in \sigma(i+1)$ as shown before. We can do the corresponding move in \mathcal{A} by choosing the transition $q \xrightarrow{\phi} q'$ and setting $c \in X_i$ iff

$c \in \sigma(i) \cap V$. By induction, one can build a run ρ of \mathcal{A} such that for every $i \in \mathbb{N}$, for every $c \in \text{VAR}$ we have $c \in \sigma(i)$ iff $c \in \rho(i)$.

Conversely, let ρ be a run of \mathcal{A} . We suppose that the property holds until position i , $\rho(i) = \langle q_i, v_i \rangle$ and $q_i \in \sigma(i)$. The demonstration is symmetrical. There is a unique transition $q_i \xrightarrow{\phi} q_{i+1}$ such that $v_i \models \phi$ because the transition relation is deterministic and complete. Let set $\sigma(i)$ such that for every $c \in \text{VAR}$ we $c \in \sigma(i)$ iff $\rho(i) = \langle q_i, v_i \rangle$ and $v_i(c) = \top$. By construction, we must have $Iq_{i+1} \in \sigma(i)$ and so $q_{i+1} \in \sigma(i+1)$. Thus, one can build by induction σ verifying the property. \square

The converse translation is not possible. CCSL specifications cannot be encoded by Boolean automata for the same reasons that prevent encoding CCSL specifications into PSL properties. Some relations or operators like precedence cannot be encoded by using finite state systems (see Sect. 2.3).

3.3 PSL and Boolean automata

It is well known that one can build a finite automaton or a Büchi automaton that accepts respectively the finite and infinite models of a given PSL formula. Given a PSL formula ϕ , the construction defined in [3] can easily be adapted to build a Boolean automata accepting the set of models of ϕ . This construction itself is a slight extension of the automaton for LTL originally defined by [12]. We do not develop this construction here since the construction in the proof of upcoming Lemma 6 follows the same main steps.

Lemma 4. From any PSL properties ϕ one can build a Boolean automata \mathcal{A}_ϕ such that the language accepted by \mathcal{A} is exactly the set of models of ϕ .

The converse translation is easy since the definition of LTL is included in PSL. A construction similar to [11] allows one to encode the behavior of a Boolean automaton into an LTL formula.

Lemma 5. From any Boolean automaton \mathcal{A} , one can build a PSL formula $\phi_{\mathcal{A}}$ such that the set of models of $\phi_{\mathcal{A}}$ encodes the set of runs of \mathcal{A} .

The statement above means that each model of $\phi_{\mathcal{A}}$ is accepted by \mathcal{A} and each accepting run of \mathcal{A} can be extended to a model of $\phi_{\mathcal{A}}$. Indeed, the construction of $\phi_{\mathcal{A}}$ uses additional variables to encode the states of \mathcal{A} . The extension of a run of \mathcal{A} into a model of $\phi_{\mathcal{A}}$ is straightforward considering this information.

4 Translations between CCSL and PSL fragments

We define in this section large fragments of CCSL and PSL that can be simulated in each other. We define the translations between these fragments using intermediate Boolean automata encoding.

4.1 From PSL to CCSL

Lemma 3 states that Boolean automata can be encoded in CCSL when every run is accepting. Thus we restrict ourselves to the class of PSL formulas that can be translated into this subclass of Boolean automata. We consider the safety fragment of PSL defined similarly to [4] by restricting the use of negations. A PSL formula belongs to *safety PSL* formulas iff (S1) subformulas of the form $\phi_1 \cup \phi_2$ and $r \rightsquigarrow \phi$ never occur under an even number of negations, and (S2) SEREs never occur under an odd number of negations. Note that one can define safety fragments of PSL by restricting temporal modalities but this one is more general. For the finite case, we also have to restrict the definition of the next operator to its weak variant (i.e., the formula is satisfied also if the model has no next position).

Lemma 6. For every property in safety PSL, one can build an automaton such that every execution is accepting.

Proof. In [3] is described a way to build automata from PSL properties. We recall below the main steps of this construction and show that the restrictions we have made allow us to obtain an automaton such that every run respecting the transition relation is accepting.

First, one can easily build a finite automaton accepting the set of finite words that corresponds to a given SERE. Indeed, SERE are essentially regular expressions. So we assume that for every SERE r there is a finite automaton $\mathcal{A}_r^f = \langle 2^{\text{VAR}}, Q_r, I_r, F_r, \delta_r^f \rangle$ such that $\sigma \in L(\mathcal{A}_r)$ iff $\sigma \models_{re} r$. From this automaton one can build a Büchi automaton $\mathcal{A}_r = \langle 2^{\text{VAR}}, Q_r, I_r, Q_r, Q_r, \delta_r \rangle$ such that $\sigma \in L(\mathcal{A}_r)$ iff $\sigma \models_{psl} r$. The transition relation δ_r is obtained by adding the following rules to δ_r^f :

$$\langle q_f, X, q_f \rangle \in \delta_r \text{ for every } q_f \in F_r \text{ and } X \in 2^{\text{VAR}}.$$

This automaton has only accepting and final states. Indeed, according to PSL satisfaction relation, every prefix that can be extended to an expression satisfying the SERE must be accepted.

Then we proceed by induction on the structure of the formula. The result of the construction is an alternating automata. This allows running automata for the SERE atomic formulas in parallel of the temporal logic part. Then, it is known that an alternating Büchi automaton can be translated into a standard Büchi automaton [7]. If every state in the alternating automaton is accepting and final, it will also be the case in the resulting standard Büchi automaton.

The base case is given above. So we suppose that for every subformula ψ of ϕ we can build an automaton $\mathcal{A}_\psi = \langle 2^{\text{VAR}}, Q_\psi, I_\psi, A_\psi, F_\psi, \delta_\psi \rangle$ such that every run is accepting and $\sigma \in L(\mathcal{A}_\psi)$ iff $\sigma \models_{psl} \psi$. There are actually two constructions because the case where the formula ϕ is of the form $\neg(r \rightsquigarrow \psi)$ must be treated separately. In that case, \mathcal{A}_ϕ is built from the finite automaton $\mathcal{A}_r^f = \langle 2^{\text{VAR}}, Q_r, I_r, F_r, \delta_r^f \rangle$ and $\mathcal{A}_\psi = \langle 2^{\text{VAR}}, Q_\psi, I_\psi, Q_\psi, Q_\psi, \delta_\psi \rangle$ as follows.

- the set of states is the union of Q_r and Q_ψ and an additional state q_t ,
- the set of initial states is I_r ,

- the set of final states is the union of q_t , Q_r and $F_{\neg\psi}$, so $F_\phi = Q_\phi$ because $F_{\neg\psi} = Q_{\neg\psi}$,
- the set of accepting states is the union of q_t , Q_r and $A_{\neg\psi}$, so $A_\phi = Q_\phi$ because $A_{\neg\psi} = Q_{\neg\psi}$,
- For every $q_f \in F_r$ and $X \in 2^{\text{VAR}}$ we have

$$\delta(q_f, X) = \bigwedge_{q' \in \delta_r(q, X)} q' \wedge \delta_{\neg\psi}(q_0, X)$$

where q_0 is the initial state of $\mathcal{A}_{\neg\psi}$.

- For every $q \in Q_r \setminus F_r$ and $X \in 2^{\text{VAR}}$
 - if $\delta_r(q, X)$ is defined then

$$\delta(q, X) = \bigwedge_{q' \in \delta_r(q, X)} q'$$

,

- otherwise $\delta(q, X) = q_t$,

- for every $q \in Q_{\neg\psi}$ the transition relation coincides with $\delta_{\neg\psi}$,
- finally $\delta(q_t, X) = q_t$ for every $X \in 2^{\text{VAR}}$.

Note that we only have to consider negated occurrences of $r \mapsto \psi$ by definition of the safety fragment.

For the other cases, \mathcal{A} is defined as follows. The set of states is composed of

- the set of states of the automata \mathcal{A}_r for every SERE r occurring in ϕ ,
- the set of states of the automata $\mathcal{A}_{\neg(r \mapsto \psi)}$ for every subformula $r \mapsto \psi$ occurring in ϕ ,
- the set of subformulas of ϕ and their negation (we identify $\neg\neg\psi$ with ψ).

The initial state is ϕ . The transition relation δ is defined recursively:

- $\delta(p, X) = \top$ iff $p \in X$.
- $\delta(r, X) = \delta(q_0^r, X)$ where q_0^r is the initial state of \mathcal{A}_r .
- $\delta(\phi_1 \wedge \phi_2, X) = \delta(\phi_1, X) \wedge \delta(\phi_2, X)$.
- $\delta(\phi_1 \vee \phi_2, X) = \delta(\phi_1, X) \vee \delta(\phi_2, X)$.
- $\delta(\neg\phi, X) = \overline{\delta(\phi, X)}$.
- $\delta(\mathbf{X}\phi, X) = \phi$.

- $\delta(\phi_1 \mathbf{U} \phi_2, X) = \delta(\phi_2, X) \vee (\delta(\phi_1, X) \wedge \phi_1 \mathbf{U} \phi_2)$.

Where the overlined expressions are interpreted as follows:

- $\overline{a \wedge b} = \overline{a} \vee \overline{b}$,
- $\overline{a \vee b} = \overline{a} \wedge \overline{b}$,
- $\overline{\delta(q_0^r, X)} = \delta(q_0^r, X)$ where q_0^r is the initial state of the automaton \mathcal{A}_r ,
- $\overline{\delta(q_0^{r \rightarrow \psi}, X)} = \delta(q_0^{r \rightarrow \psi}, X)$ where $q_0^{r \rightarrow \psi}$ is the initial state of $\mathcal{A}_{\neg(r \rightarrow \psi)}$,
- $\overline{\psi} = \neg\psi$, for every subformula (we still identify $\neg\neg\psi$ with ψ).

Note that because we consider the safety fragment the cases $\overline{\delta(q_0^r, X)}$ and $\overline{\delta(q_0^{r \rightarrow \psi}, X)}$ never occur (see restrictions of negation).

In the general construction, the accepting states would be those of the form $\neg\phi_1 \mathbf{U} \phi_2$ or the states of the automata $\mathcal{A}_{\neg(r \rightarrow \psi)}$ and \mathcal{A}_r . However, for formulas in the safety fragment the construction above is particular. For every run of the automaton obtained it cannot be the case that an infinite branch does not encounter one of those final states.

We proceed by induction. If we are in a state of the form p , the branch is finite. Similarly, in the cases r or $\neg(r \rightarrow \psi)$ we are done since all the states of the corresponding automata are accepting. Now we suppose that every subformula of ϕ and its negation satisfy the property. In almost all cases, the different branches of $\delta(\phi, X)$ goes to states labeled by strict subformulas of ϕ . In that cases we can use the induction hypothesis to conclude. The only remaining case is when ϕ is of the form $\phi_1 \mathbf{U} \phi_2$ or $\neg\phi_1 \mathbf{U} \phi_2$. The first case cannot arise since we are in the safety fragment. In the second case the transition rule is the follows:

$$\delta(\neg\phi_1 \mathbf{U} \phi_2) = \overline{\delta(\phi_1 \mathbf{U} \phi_2)} = \delta(\neg\phi_2, X) \wedge (\delta(\neg\phi_1, X) \vee \neg(\phi_1 \mathbf{U} \phi_2)).$$

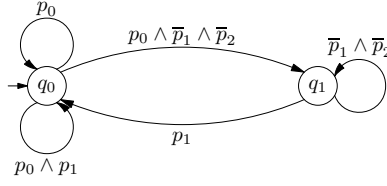
We can use the induction hypothesis on the branch corresponding to ϕ_2 . For the other branch, we can prove by induction that

- either we reach a position when $\neg\phi_2$ and $\neg\phi_1$ hold and then we can use the induction hypothesis,
- or $\neg(\phi_1 \mathbf{U} \phi_2)$ is visited infinitely often. Since this state is accepting we are also done.

For the finite case, every state is also final since we are in the safety fragment and we use the weak variant of the next operator. So we can set $A_\phi = F_\phi = Q_\phi$.

By construction, every state of the alternating Büchi automaton obtained is final and accepting. If we use the powerset construction of [7] to build an equivalent non-alternating automaton, the sets of final and accepting states are also equal to the whole set of states. So every run of the resulting automaton is accepting. \square

By Lemmas 6 and 3 we can encode every safety PSL formula into CCSL specifications.


 Figure 1: Boolean automaton for $G(p_0 \Rightarrow \neg(\bar{p}_1 U(\bar{p}_1 \wedge p_2)))$

Lemma 7. Every safety PSL formula can be encoded by a CCSL specification.

For instance, Figure 1 represents the automaton corresponding to the formula $G(p_0 \Rightarrow \neg(\bar{p}_1 U p_2))$ after simplifications. This automaton corresponds to the CCSL specification $\langle V, Def, Rel \rangle$ such that $V = \{p_0, p_1, p_2\}$ and

$$Def = \left\{ \begin{array}{l} Q \triangleq q_0 + q_1 \quad , \quad Glob \triangleq Q + p_0 + p_1 + p_2, \\ Iq_0 \triangleq ((q_0 - p_0) + (q_0 * p_0 * p_1) + (q_1 * p_1)), \\ Iq_1 \triangleq (((q_0 * p_0) - (p_1 + p_2)) + (q_1 - (p_1 + p_2))) \end{array} \right\},$$

$$Rel = \left\{ \begin{array}{l} Glob \models Q \quad , \quad q_0 \# q_1 \quad , \quad Glob \models Iq_0 + Iq_1, \\ q_0 \approx Iq_0 \quad , \quad Iq_1 \approx q_1 \end{array} \right\}.$$

4.2 From CCSL to PSL

To obtain a fragment of CCSL that can be encoded in PSL, we restrict the precedence relations and the operators $c_1 \wedge c_2$ and $c_1 \vee c_2$. We define a precedence relation such that the advance of the fastest clock is bounded. We denote these relations \prec_n and \preceq_n where $n \in \mathbb{N}$. A model σ satisfies $c_1 \prec_n c_2$ iff for every $i \in \mathbb{N}$ we have $\chi_\sigma(c_2, i) < \chi_\sigma(c_1, i) \leq \chi(c_2, i) + n$. The relation \preceq_n is defined similarly with non strict inequalities. We define similar variants $c_1 \wedge_n c_2$ and $c_1 \vee_n c_2$ that restrict the difference of the clocks c_1 and c_2 to be bounded by n . Such expressions are particular since they also impose implicit constraints on the parameters. However, this is the most convenient way of defining a syntactic fragment of CCSL that can be translated into CCSL.

We call *bounded CCSL* the language obtained by replacing in CCSL the precedence relations, greatest lower bound and lowest upper bound operators by their bounded variants. This language is subsumed by CCSL. Indeed, the operators can be defined in full CCSL:

- $c_1 \prec_n c_2$ is equivalent to $c_1 \prec c_2$ and $c_2 \preceq c'_1$ where $c'_1 \triangleq c_1 \$ n$. Non strict precedence case is similar.

- $c \sqsubseteq c_1 \wedge_n c_2$ is equivalent to the conjunction of $c \sqsubseteq c_1 \wedge c_2$ with the relations $c_1 \preceq c'_2$ and $c_2 \preceq c'_1$ where $c'_1 \sqsubseteq c_1 \$ n$ and $c'_2 \sqsubseteq c_2 \$ n$. This equivalence make clear the relations implicitly imposed on the parameters of the expression. The operator $c_1 \vee_n c_2$ can be defined similarly.

These restrictions allow us to establish the following results.

Lemma 8. (I) Every bounded CCSL specification can be encoded by a Boolean automata.

(II) Every bounded CCSL specifications can be encoded by a PSL formula.

Proof. (I) We proceed by induction on the structure of CCSL specifications. As every state in the resulting automata are final and accepting, we do not mention them. First, let us consider CCSL relations. For every Boolean formula ϕ we denote by \mathcal{B}_ϕ the single state Boolean automaton with a self loop labeled by ϕ .

- The subclocking relation $c_1 \sqsubset c_2$ can be encoded by $\mathcal{B}_{(\bar{c}_1 \vee c_2)}$.
- Similarly, the exclusion relation $c_1 \# c_2$ can be encoded by $\mathcal{B}_{(\bar{c}_1 \vee \bar{c}_2)}$.
- The bounded precedence relation $c_1 \prec_n c_2$ can be encoded by an automaton with n states. These states simulate the incrementation and decrementation of a counter that store the advance of c_1 on c_2 . So one needs to move to the next state when only c_1 is true, to move back when only c_2 is true and to stay in the same state when both (or none) are true. Fig. 2 is the automaton for $n = 3$.

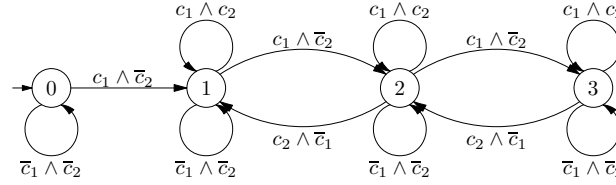


Figure 2: Boolean automaton for $c_1 \prec_3 c_2$

- The construction for the relation $c_1 \prec_n c_2$ is similar with an additional loop labeled $c_1 \wedge c_2$ on state 0 and a transition from state 1 back to state 0.

A definition of the form $c \sqsubseteq e$ can be encoded by the product automaton $\mathcal{A}_e \times \mathcal{B}_{c \Leftrightarrow e}$ where \mathcal{A}_e is defined below.

- If e is of the form $e_1 + e_2$ then \mathcal{A}_e can be obtained by making the product of \mathcal{A}_{e_1} , \mathcal{A}_{e_2} and $\mathcal{B}_{((e_1 \vee e_2) \Leftrightarrow e)}$.
- The automaton for $e_1 * e_2$ is built similarly by replacing the third automaton by $\mathcal{B}_{((e_1 \wedge e_2) \Leftrightarrow e)}$.

- The encoding of $e_1 \blacktriangledown e_2$ is a bit more complex. Consider two copies \mathcal{A} and \mathcal{A}' of the product automaton $\mathcal{A}_{e_1} \times \mathcal{A}_{e_2}$. We denote by $q_0, q_1 \dots$ the states of \mathcal{A} and $q'_0, q'_1 \dots$ the states of \mathcal{A}' such that q_i and q'_i represent the same state in the different copies.

To build the automaton \mathcal{A}_e we use \mathcal{A} to simulate the part where e_1 has not occurred yet and \mathcal{A}' the part where e_1 has occurred and we wait for the next occurrence of e_2 . So, we have to move from \mathcal{A} to \mathcal{A}' when e_1 is true. Then we move back to \mathcal{A} and set e to true when e_2 is true. This automaton is obtained by making the following transformations on \mathcal{A} and \mathcal{A}' .

(\star) For every transition $q_i \xrightarrow{\phi} q_j$ in \mathcal{A} we replace the label by $\phi \wedge \bar{e}_1 \wedge \bar{e}$ and add the transition $q_i \xrightarrow{\phi \wedge e_1 \wedge \bar{e}} q'_j$ from \mathcal{A} to \mathcal{A}' .

($\star\star$) For every transition $q'_i \xrightarrow{\phi} q'_j$ in \mathcal{A}' we replace the label by $\phi \wedge \bar{e}_2 \wedge \bar{e}$ and add the transition $q'_i \xrightarrow{\phi \wedge e_2 \wedge \bar{e}} q_j$ from \mathcal{A}' to \mathcal{A} .

Obviously if the Boolean formula of a label reduces to false then the corresponding transition is removed (or not added).

- The encoding of $e_1 \blacktriangledown e_2$ is very close to the case $e_1 \blacktriangledown e_2$. The difference is that when we are in the first copy and both e_1 and e_2 are true then e is also true and we stay in the same copy. We only move to the second copy when e_1 is true and e_2 is false. So the step (\star) has to be replaced by

For every transition $q_i \xrightarrow{\phi} q_j$ in \mathcal{A} we replace the label by $\phi \wedge \bar{e}_1 \wedge \bar{e}$ and add the **two** transitions $q_i \xrightarrow{\phi \wedge e_1 \wedge \bar{e}_2 \wedge \bar{e}} q'_j$ and $q_i \xrightarrow{\phi \wedge e_1 \wedge e_2 \wedge \bar{e}} q_j$.

- The encoding of $e_1 \$_{e_2} n$ is a generalization of the previous construction. When e_1 holds we have to wait for n positions where e_2 holds. This can be done with $n + 1$ copies of $\mathcal{A}_{e_1} \times \mathcal{A}_{e_2}$. Another point of view is that a counter is encoded in the states of the resulting automaton. In the same way than the construction for the case $e_1 \blacktriangledown e_2$ we add transitions between the different copy as following:

- from the first copy to the second when e_1 occurs,
- from the i^{th} to the $i + 1^{\text{th}}$ when e_2 occurs for $2 \leq i \leq n + 1$,
- from the $n + 1^{\text{th}}$ to the first when e_2 occurs and this corresponds to the transitions where e must occur.

- Now we consider the filtering operation $e_1 \blacktriangledown bw$. Suppose that $bw = u \cdot v^\omega$. The expression can also be encoded similarly with $|u| + |v|$ copies of \mathcal{A}_{e_1} . Each copy is associated with positions in bw in a natural way. The transition from a copy to the

next one is done when e_1 holds and after the last copy we jump to the $(|u| + 1)^{\text{th}}$ one (periodic part). The variable e occurs iff e_1 occurs in a copy whose corresponding position in bw is equal to 1.

- The automaton when e is of the form $e_1 \text{ } \textcolor{red}{\wedge}_n \text{ } e_2$ can easily be obtained from the product automaton $\mathcal{A} = \mathcal{A}_{e_1} \times \mathcal{A}_{e_2} \times \mathcal{B}_{((e_1 \wedge \bar{e}_2) \leftrightarrow e)}$ as following.

- We add a sink state q_s with a loop $q_s \xrightarrow{\bar{e}} q_s$.
- We replace every transition $q \xrightarrow{\phi} q'$ in \mathcal{A} ($q, q' \neq q_s$) by $q \xrightarrow{\phi \wedge \bar{e}_2} q'$ and we add the transition $q \xrightarrow{\phi \wedge e_2} q_s$.

This operation prevents future occurrences of e as soon a e_2 has occurred.

- The way of encoding $e_1 \text{ } \textcolor{red}{\vee}_n \text{ } e_2$ is close to the bounded precedence relation since we need to store the difference between the occurrences of c_1 and c_2 . To do this we need here $2n + 1$ states. The expression e holds when the variable that has the less occurrences holds. Fig. 3 is the automaton for $n = 2$. The right part (positive labels) corresponds to positions where the number of occurrences of c_1 is greater than c_2 . So c is true in this part when c_2 is true. The left part is symmetrical.

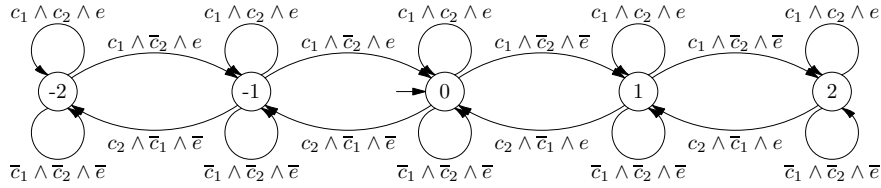


Figure 3: Boolean automaton for $c_1 \text{ } \textcolor{red}{\wedge}_2 \text{ } c_2$

- The case $e_1 \text{ } \textcolor{red}{\wedge}_n \text{ } e_2$ is quite similar. For $n = 2$ the automaton is obtained by switching e and \bar{e} in the transitions that are not loops in Fig. 3.

The global automaton corresponding to a given CCSL specification is the product of all the automata corresponding to the different definitions and relations. The set of runs corresponding to such an automaton is the same than the set of models of the CCSL specification. Indeed, a careful analysis of the different steps shows that this construction strictly follows CCSL semantics.

(II) This second part is a direct consequence of (I) and Lemma 5. \square

The formula obtained by composing the transformation from CCSL to automata and from automata to PSL is not minimal. Our intent is not to define optimal transformation but prove that PSL encoding is possible. Moreover, automaton encoding should be more

useful to define interfaces between CCSL and verification tools. Direct translation from bounded CCSL to PSL would not give much better results. The encoding of the counters of relations like precedence, filtering or delay is tedious with propositional variables. It should be more efficient in practice to use a richer temporal logic with counters or to consider more restricted fragments of CCSL.

Note also that we have arbitrarily chosen to bound the precedence operators. Sometimes the context already bounds the difference between the arguments of a precedence relation (see for instance the definition of alternation in Sect. 2.1). So, bounded CCSL is not the largest fragment that can be encoded in PSL. Determining whether the state space of a CCSL specification is finite is an open question. Also, it seems very difficult to determine a syntactic fragment corresponding to such CCSL specifications.

5 Conclusion

In this paper, we have compared the formal languages CCSL and PSL. Both languages can be used to specify behavioral properties in the domain of hardware electronic systems but at different design levels. Our results contribute to clarify their role when addressing this domain by comparing the type of properties that each language can express.

We have first identified the CCSL constructs that cannot be expressed in PSL and the class of PSL formulas that cannot be stated in CCSL. Considering the results of these observations, we have defined fragments of CCSL and PSL that can be encoded into each other. A sufficient condition to translate CCSL specifications into PSL is to bound the integer counters used to count the number of occurrences of clocks. Precisely, the relative advance of the clocks put in relation by these CCSL constructs must be bounded. Conversely, CCSL cannot express the class of liveness properties but can express every PSL safety property.

We have defined translations between these fragments using an intermediate automata based approach. In the future, we can take benefits of the automata encoding to establish comparisons of CCSL with other languages or to apply some verification algorithms. We do not claim that these preliminary results can directly be applied in concrete system design and analysis. We have left for future work the complexity analysis and optimisation of the constructions presented here. However, this translation is an important step towards the formal verification of a CCSL specifications and the exploration of its state space.

Note that CCSL cannot express liveness because it has not been designed for this purpose. However, it could be interesting to capture all the expressive power of PSL in a higher level description language. A first step to fill the gap could be to identify what kind of temporal logic can also take care of multi-clock aspects.

References

- [1] C. André. Syntax and semantics of the clock constraint specification language. Technical Report 6925, INRIA, 2009.
- [2] C. André, F. Mallet, and J. DeAntoni. VHDL observers for clock constraint checking. In *Industrial Embedded Systems (SIES), 2010 Int. Symp. on*, pages 98–107, July 2010.
- [3] D. Bustan, D. Fisman, and J. Havlicek. Automata construction for PSL. Technical report, IBM Haifa Research Lab, 2005.
- [4] R. Lazić. Safely freezing LTL. In *In FST&TCS'06*, pages 381–392. Springer, 2006.
- [5] F. Mallet, C. André, and J. DeAntoni. Executing AADL models with UML/Marte. In *ICECCS'09*, pages 371–376, Potsdam, Germany, June 2009. IEEE Computer Press.
- [6] F. Mallet, M.-A. Peraldi-Frati, and C. André. Marte CCSL to execute East-ADL timing requirements. In *ISORC'09*, pages 249–253, Japan, Tokyo, March 2009. IEEE Computer Press.
- [7] S. Miyano and T. Hayashi. Alternating finite automata on ω -words. *Theoretical Computer Science*, 32(3):321 – 330, 1984.
- [8] OMG. *UML Profile for MARTE, v1.0*. Object Management Group, November 2009. formal/2009-11-02.
- [9] P. Peil, J. Medina, H. Posadas, and E. Villar. Generating heterogeneous executable specifications in SystemC from UML/MARTE models. *Innovations in Systems and Software Engineering*, 6:65–71, 2010. 10.1007/s11334-009-0105-4.
- [10] IEEE standard for Property Specification Language (PSL), IEEE std 1850-2005.
- [11] A. Sistla and E. Clarke. The complexity of propositional linear temporal logics. *J. ACM*, 32(3):733–749, 1985.
- [12] M. Vardi and P. Wolper. An automata-theoretic approach to automatic program verification (preliminary report). In *LICS'86*, pages 332–344. IEEE, 1986.
- [13] J. Vidal, F. de Lamotte, G. Gogniat, P. Soulard, and J.-P. Diguët. A co-design approach for embedded system modeling and code generation with UML and MARTE. In *DATE*, pages 226–231, 2009.



Unité de recherche INRIA Sophia Antipolis
2004, route des Lucioles - BP 93 - 06902 Sophia Antipolis Cedex (France)

Unité de recherche INRIA Futurs : Parc Club Orsay Université - ZAC des Vignes
4, rue Jacques Monod - 91893 ORSAY Cedex (France)

Unité de recherche INRIA Lorraine : LORIA, Technopôle de Nancy-Brabois - Campus scientifique
615, rue du Jardin Botanique - BP 101 - 54602 Villers-lès-Nancy Cedex (France)

Unité de recherche INRIA Rennes : IRISA, Campus universitaire de Beaulieu - 35042 Rennes Cedex (France)

Unité de recherche INRIA Rhône-Alpes : 655, avenue de l'Europe - 38334 Montbonnot Saint-Ismier (France)

Unité de recherche INRIA Rocquencourt : Domaine de Voluceau - Rocquencourt - BP 105 - 78153 Le Chesnay Cedex (France)

Éditeur
INRIA - Domaine de Voluceau - Rocquencourt, BP 105 - 78153 Le Chesnay Cedex (France)
<http://www.inria.fr>
ISSN 0249-6399