



HAL
open science

Spatial queueing analysis for mobility in pico cell networks

Sreenath Ramanath, Veeraruna Kavitha, Eitan Altman

► **To cite this version:**

Sreenath Ramanath, Veeraruna Kavitha, Eitan Altman. Spatial queueing analysis for mobility in pico cell networks. WiOpt'10: Modeling and Optimization in Mobile, Ad Hoc, and Wireless Networks, May 2010, Avignon, France. pp.26-33. inria-00498349

HAL Id: inria-00498349

<https://inria.hal.science/inria-00498349>

Submitted on 7 Jul 2010

HAL is a multi-disciplinary open access archive for the deposit and dissemination of scientific research documents, whether they are published or not. The documents may come from teaching and research institutions in France or abroad, or from public or private research centers.

L'archive ouverte pluridisciplinaire **HAL**, est destinée au dépôt et à la diffusion de documents scientifiques de niveau recherche, publiés ou non, émanant des établissements d'enseignement et de recherche français ou étrangers, des laboratoires publics ou privés.

Spatial queueing analysis for mobility in pico cell networks

Sreenath Ramanath⁺, Veeraruna Kavitha^{+*}, Eitan Altman⁺

⁺INRIA, Sophia-Antipolis, France

^{*}LIA, Universite d'Avignon, France

Abstract—In this work, we characterize the performance of pico cell networks in presence of moving users. We model various traffic types between base-stations and mobiles as different types of queues. We derive explicit expressions for expected waiting times, service times and drop/block probabilities for both fixed as well as random velocity of mobiles. We obtain (approximate) closed form expressions for optimal cell sizes when the velocity variations of the mobiles is small for both non-elastic as well as elastic traffic. We conclude from the study that, if the call is long enough, the optimal cell size depends mainly on the velocity profile of the mobiles, its mean and variance. It is independent of the traffic type or duration of the calls. Further, for any fixed power of transmission, there exists a maximum velocity beyond which successful communication is not possible. This maximum possible velocity increases with the power of transmission. Also, for any given power, the optimal cell size increases when either the mean or the variance of the mobile velocity increases.

I. INTRODUCTION

Since the time 3G technology was designed and deployed, various other technologies have appeared. The ambitious objectives in terms of quality of service offered by 3G technology turned to be quite expensive, which made the 3G technology vulnerable to cheaper competing technologies such as WIFI. Pico cell technology has been recently proposed as an alternative that offers some basic connectivity and mobility support, and is yet sufficiently simple so as to be economically competitive ([3], [2]). To prevent a large number of handovers that would result from the small size of the cells ([5]), it has been proposed to group together a number of pico cells in one virtual Macrocell and to restrict the effort of preventing losses due to the handover only to those handovers that occur between Pico cells of the same virtual cell. In between the Pico cells some fast switching mechanisms are proposed such as frequency following mechanism where the frequency used by a mobile follows it from one pico cell to the next. This requires reserving the same channel for a user in the entire Macrocell.

In this paper we consider a large macrocell divided into a number of pico cells and study the impact of mobility on such systems, especially the effect of frequent handovers. We assume that the ongoing call is never dropped at the pico cell boundary, however base station switching (BSS) at any pico cell boundary requires some fixed amount of information (in terms of bytes) to be exchanged. There is however a possibility of calls being dropped at macrocell boundaries. We further assume that the active users cross macrocell boundaries at maximum once. The handovers at the macrocell boundaries are modeled as independent Poisson process.

This paper has several goals. First, to model the system so as to predict its performance measures. We are thus interested in developing tools in spatial queueing that take into account not only the instantaneous geometry but also the way it varies in time. It should thus account for the impact of the speed of the users. We model the macrocells by various types of queues and well known results from queueing theory are used to obtain performance measures like expected waiting times, service times, drop or blocking probabilities, etc [6]. We shall use these results for preliminary dimensioning purposes in planning the Pico cell network catering to pedestrian and vehicular mobility, typical of urban and sub-urban areas. We derive closed form expressions of useful performance metrics considering free space path loss, handover constraints, traffic type etc. We also obtain closed form expressions for optimal cell sizes, optimal for various performance metrics, when all the users move at the same fixed velocity. To derive these performance measures, we would require the *moments* of the time taken by the system to serve the customers, which in our case will equivalently be the time the macrocell spends on a call. We derive the expressions for these service times, during which the information is exchanged between the moving user and the set of appropriate base stations (which it encounters during its journey), using variable rate

User traversing the cell with velocity V (1D)

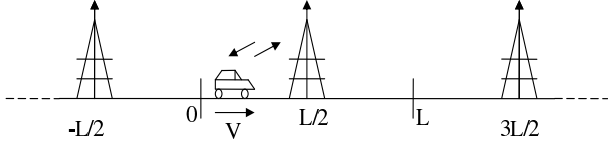


Fig. 1. User moving with velocity V along an infinite line

of transmission. We make the following theoretical and or simulation based observations:

- Maximum possible velocity: For any fixed power of transmission P , there exists a maximum velocity $V_{lim}(P)$, beyond which successful communication is not possible;
- Larger cells for larger velocities: Given P , the optimal cell size increases with an increase in the highest velocity that the system has to support.
- Insensitivity to application: The optimal cell size remains the same for non-elastic as well as elastic calls for big file sizes, as long as rest of the parameters remain the same.

II. SYSTEM MODEL

We consider a macrocell, $[-D, D]$, divided into a number of pico cells of length L . Each pico cell has a base station (BS) located at the center and all these BS communicate to a central unit (CU), which controls the entire system. We assume that there is no interference between any two transmissions.

Traffic Types: Define the waiting time as the duration between the arrival of the call and the instance its service starts. We consider two types of traffic: elastic (ES) and Non-elastic (NES). The non-elastic traffic is very sensitive to the waiting time (multimedia streaming, voice calls etc). A call of this type will be blocked if not picked up within a very small waiting time. The elastic traffic (data traffic) is less sensitive so it is never blocked. Expected waiting time is the appropriate performance measure for the ES calls while the probability of a call being blocked, P_B and the drop probability, i.e., the probability that an ongoing call is dropped before finishing, P_D are important performance measures for NES calls. Systems are designed with more stringent requirements on P_D than P_B .

Arrivals: The two (ES, NES) arrivals are modeled by two independent Poisson arrivals with rates λ . Every arrival is associated with Marks (X, V, S) : $X \in [-D, D]$ the location

of arrival, S the file size requirement and V the user velocity, distributed respectively according to $P_{n,X}, P_{n,V}$ and $P_{n,S}$ with respective densities $f_{n,X}, f_{n,V}$ and $f_{n,S}$. Let

$$P_n := (P_{n,X}, P_{n,V}, P_{n,S}),$$

We assume symmetry in both directions, i.e.,

$$P_n((X, V, S) \in A) = P_n((X, V, S) \in -A)$$

for all Borel sets A . In this paper we thus calculate and analyze without loss of generality (w.l.g.) for $V > 0$.

Handovers: A crossover into a new macrocell results in a successful handover only if the new macrocell has free servers. We model each handover into a macrocell as a Poisson arrival, stochastically independent of the new call arrivals. We further assume that there can be at maximum one handover, i.e., the calls get finished before reaching the second macrocell boundary. This simplifies the analysis to a good extent and is quite a good assumption as the macrocells are typically large in dimension. We consider generalization of this assumption in our future work.

Radio Conditions: The BS communicates with the mobiles using a wireless link, at a rate that depends upon the distance between the two. Since our primary focus is on mobility we implicitly consider pico cells deployed outdoors, for example urban, suburban scenarios. Hence we can assume significant line of sight signal. Further, pico cells being small in size, it will be sufficient to consider only the direct path for communication. A user located at x communicates with BS of cell m using unit transmit power (when receiver noise variance is one) at rate

$$\begin{aligned} \bar{R}(x; m) &:= 1_{\{|x - (mL - \frac{L}{2})| \leq d_0\}} \\ &+ 1_{\{|x - (mL - \frac{L}{2})| > d_0\}} d_0^\beta \left| x - \left(mL - \frac{L}{2} \right) \right|^{-\beta} \end{aligned} \quad (1)$$

where $\beta \geq 1$ represents path loss factor and $d_0 > 0$ is small distance up to which there is no propagation loss¹.

III. SYSTEM ANALYSIS

The users are moving continuously with a fixed but random velocity. The macrocell can handle at maximum K parallel calls. Transmission always occurs at fixed power P . Since Pico cells are small in size, the movement of the users results in frequent handovers. The number of handovers will be quite

¹The above model is valid for systems with low signal to noise ratios. One can also consider other rate models (see [7])

large that it would be complicated to design a reliable system without redundancy: We assume that every BS can also handle K parallel calls². This ensures that, once a call is picked up it is not dropped at any pico cell boundary. We further assume that : (1) Every BSS (base station switching at a pico cell boundary) requires fixed B_h bytes of information to be communicated (independent of the user's velocity), after which the user's service is resumed by the BS of the cell it just entered; (2) The user is served by the BS of the pico cell in which it is moving, as it is physically nearest to this BS.

A. Time required for communicating S bytes:

Define by $B_c(S, X, V)$ the time required to communicate a packet of length S bytes to a user located at X (when the service starts) and moving with velocity V . If the user can communicate at a fixed rate r bytes/sec then the communication time would have been S/r . The maximum rate at which a user can communicate with the BS in cell m is given by (1). This position dependent rate varies: minimum when the user is at the cell edges and increases as the user moves towards the cell center. This poses a need to calculate the communication time considering the variable rates. The location of the user (under service) will change according to $X(t) = X + Vt$ (Figure 1). At time t , if the user is in cell m , i.e. if $X(t) \in [(m-1)L, mL]$, it communicates with the BS of m^{th} cell. Hence the user gets service at time varying rate given by

$$R(t; X, V) := P\bar{R}(X(t); m) \text{ if } t \in \left[\frac{(m-1)L - X}{V}, \frac{mL - X}{V} \right].$$

Without loss of generality we consider the users, whose communication started in the first pico cell, i.e., with $X \in [0, L]$. The communication time B_c required by the user, i.e., the time required to communicate S bytes satisfies :

$$S = \int_0^{B_c} R(t; X, V) dt. \quad (2)$$

²In practical systems, each BS will have M backup servers to manage handovers. This means each BS can handle M parallel calls. In general M need not be equal to K , however M has to be chosen large enough to ensure negligible call drops at pico cell boundaries, taking into consideration the large number of handover associated with pico cells. With this large enough M the system's behavior will be close to the system considered in this paper (the case with $M = K$).

Let

$$\begin{aligned} g(l) &:= \int_0^{l/V} P\bar{R}(Vt; 1) dt \\ &= P \int_0^l \bar{R}(l'; 1) \frac{dl'}{V}, \end{aligned}$$

represent the number of bytes communicated while the mobile traverses interval $[0, l]$. For any m , the number of bytes communicated as the user traverses through m^{th} pico cell,

$$\begin{aligned} \int_{\frac{(m-1)L-X}{V}}^{\frac{mL-X}{V}} R(t; X, V) dt &= \int_{\frac{(m-1)L-X}{V}}^{\frac{mL-X}{V}} P\bar{R}(X + Vt; m) dt \\ &= \frac{P}{V} \int_0^L \bar{R}(l; 1) dl \\ &= g(L) \end{aligned}$$

and thus is independent of m . Out of this number, B_h number of bytes are dedicated for BSS. Hence, irrespective of the cell which the user traverses, $g(L) - B_h$ number of bytes are transmitted during the user's journey via one pico cell. Thus the communication time can have three components :

- 1) Time taken in the originated cell $(L - X)/V$,
- 2) Time taken to travel N full cells, where (with $\lfloor t \rfloor$ representing the largest integer in t)

$$N := \left\lfloor \frac{(S - (g(L) - g(X)))}{g(L) - B_h} \right\rfloor$$

represents the number of cells traveled during the communication of S bytes and

- 3) Time taken in the cell in which the call terminates: time taken to communicate the leftover bytes

$$S_l := S - (g(L) - g(X)) - N(g(L) - B_h).$$

From (2), the communication time $B_c(S, X, V)$ can be calculated and is given by Theorem 1, placed at beginning of the following page. Theorem 1 requires the existence of g^{-1} , which is guaranteed as g is a continuous and monotonically increasing function.

Approximation : In pico cell based systems, user traverses a large number of pico cells while receiving service. Hence the communication time can be approximated by the product of number of cells $S/(g(L) - B_h)$ and the time taken for traveling each cell L/V :

$$B_c(S, X, V) \approx \frac{S}{g(L) - B_h} \frac{L}{V} \text{ when } g(L) > B_h. \quad (3)$$

The approximation is very good, in fact for all velocity profiles (refer to [7] for details). If a call is originated at position X and moves with velocity $V \neq 0$, then in case of ES applications,

Theorem 1: Time to communicate S bytes with a user initially located at X and moving with velocity V is,

$$B_c(S, X, V) = \begin{cases} \frac{g^{-1}(S+g(X))-X}{V} & \text{if } S < (g(L) - g(X)) \\ \infty & \text{if } B_h > g(L) \\ \frac{(L-X)+NL+g^{-1}(S_l+B_h)}{V} & \text{else, where} \end{cases}$$

$$g^{-1}(s, v) = \begin{cases} \frac{L}{2} (1 - e^{-\frac{sV}{Pd_0}}) & \text{if } \beta = 1 \quad \frac{sV}{Pd_0} < \log\left(\frac{L}{2d_0}\right) \\ \frac{L}{2} + \frac{2d_0^2 e^{-2}}{L} e^{\frac{sV}{Pd_0}} & \text{if } \beta = 1 \quad \frac{sV}{Pd_0} > \log\left(\frac{L}{2d_0}\right) + 2 \\ \frac{L}{2} + \frac{sV}{P} - d_0 \log\left(\frac{L}{2d_0}\right) - d_0 & \text{if } \beta = 1 \quad \text{else} \\ \frac{L}{2} - \left(\frac{sV(\beta-1)}{Pd_0^\beta} + \left(\frac{L}{2}\right)^{-\beta+1}\right)^{\beta-1} & \text{if } \beta > 1 \quad \frac{sV(\beta-1)}{Pd_0^\beta} < d_0^{-\beta+1} - \left(\frac{L}{2}\right)^{-\beta+1} \\ \frac{L}{2} + \left(\frac{2\beta d_0^{-\beta+1}}{\beta-1} - \frac{sV(\beta-1)}{Pd_0^\beta} - \left(\frac{L}{2}\right)^{-\beta+1}\right)^{\beta-1} & \text{if } \beta > 1 \quad \frac{sV(\beta-1)}{Pd_0^\beta} > \frac{(\beta+1)d_0^{-\beta+1}}{\beta-1} - \left(\frac{L}{2}\right)^{-\beta+1} \\ \frac{L}{2} + \frac{d_0^\beta}{\beta-1} \left(\frac{sV(\beta-1)}{Pd_0^\beta} + \left(\frac{L}{2}\right)^{-\beta+1} - d_0^{-\beta+1}\beta\right) & \text{if } \beta > 1 \quad \text{else. } \quad \square \end{cases}$$

the call will be picked up at a position $X_s (= X + VW; W$ the waiting time) different from X . It is difficult to estimate X_s and the time taken to communicate S bytes, B_c , actually depends upon X_s but not on X . However with the above approximation, $B_c(S, X_s, V) = B_c(S, V)$, i.e., B_c does not depend upon the location of the user when its communication started.

Maximum velocity handled by the system : Communication time is finite only if the number of bytes transferred $g(L)$ per cell is strictly greater than the bytes required for BSS, B_h . Hence, the communication time is finite with probability one if and only if

$$Prob(B_h > g(L)) = P_{n,V}(VB_h > \eta(L)) = 0.$$

where $\eta(L) := Vg(L)$ depends only upon P and L . Thus we have,

Theorem 2: When $\beta = 1$, for any transmit power P , system can handle all velocity profiles. When $\beta > 1$, there exists a bound $V_{lim}(P) < \infty$ (increasing linearly with P) on the maximum velocity that can be handled by system

$$\begin{aligned} V_{lim}(P) &:= \frac{\eta_\infty}{B_h} \text{ with } \eta_\infty := \lim_{L \rightarrow \infty} \eta(L) \\ &= 2P \left(d_0 + d_0^\beta \int_{d_0}^{\infty} l^{-\beta} dl \right) = \frac{2Pd_0\beta}{\beta-1} \quad \square \end{aligned}$$

B. Service time : The time of the macrocell spent for user's service

The user reaches the boundary of the macrocell starting from a point X in time (w.l.g. when $V > 0$)

$$B_\partial(X, V) := \frac{D-X}{V}.$$

The macrocell has to serve the user either until all its S bytes are transmitted (which takes time B_c) or till the user reaches the boundary. Thus, the overall service time requirement of the user in a macrocell is

$$B_D := \min \left\{ \frac{D-X_s}{V}, B_c(V, S) \right\}.$$

As noted above, B_c does not depend upon X_s . For NES applications $X_s = X$ the position of arrival. For ES applications, it is difficult to estimate X_s , instead we approximate X_s with X , i.e.,

$$B_D(X, V, S) \approx \min\{B_\partial(X, V), B_c(V, S)\}.$$

The error in this approximation is given by:

$$\begin{aligned} E_{rr} &= W 1_{\{B_c > \frac{D-X}{V}\}} \\ &+ \left(B_c - \frac{D-X_s}{V} \right) 1_{\{\frac{D-X_s}{V} < B_c < \frac{D-X}{V}\}} \end{aligned}$$

and so for any k ,

$$E[E_{rr}^k] \leq E \left[W^k 1_{\{B_c > \frac{D-X}{V} - W\}} \right].$$

The error is small either whenever K is large (so waiting times are small) or when the macrocell is large in size.

Distribution of handover call marks (X, S) : In general their densities will be different from $f_{n,X}$, $f_{n,S}$ and $f_{n,V}$. As the users move in either direction with equal probability, $P_{h,X}$ the position of handover arrival occurs either at $-D$ or at D with half probability. If handover occurs at $-D$ the corresponding velocity will be positive, which is the case we consider w.l.g. We assume $f_{n,S}$ is exponential, i.e.,

$$f_{n,S}(s) = \mu e^{-\mu s}$$

for some $\mu > 0$, in which case

$$f_{h,S} = f_{n,S}.$$

Rate of handovers: Let

$$\nu(v, L) := \frac{\eta(L) - vB_h}{L}. \quad (4)$$

Then

$$\begin{aligned} P_{ho} &:= \text{Prob}(B_\partial < B_c) \\ &= E_{n,X,V} \left[\exp^{-\mu\nu(V,L)\frac{(D-X)}{V}} \right] \end{aligned}$$

gives the probability that a call is not completed in one macrocell. This precisely represents that fraction of new arrivals which get converted into handover calls. So

$$\lambda_{ho} := \lambda P_{ho}$$

is the rate at which handovers occur.

Speed of handover arrival : A handover call arrives at $X = -D$ with velocity $v > 0$ only if a new call with velocity v is not completed before reaching the boundary. Here we use the assumption that handover occurs at maximum at one macrocell boundary. Let

$$\begin{aligned} P_{ho,v} &:= \text{Prob}(B_\partial < B_c | v) \\ &= E_{n,X} \left[\exp^{-\mu\nu(v,L)\frac{(D-X)}{v}} \right] \end{aligned}$$

represent the conditional probability that an handover occurred given $V = v$. Then the handover speed distribution,

$$f_{h,V}(v) = f_{n,V}(v) \frac{P_{ho,v}}{P_{ho}}.$$

C. Moments of Service time

The number of bytes that can be communicated in a cell increases with the increase in cell size (g is clearly monotonically increasing and a continuous function of L). For any given velocity there exists a minimum cell size (the smallest cell size at which one can transmit more than B_h bytes per cell), beyond which successful communication is possible. When cell sizes are closer to this smallest one, the useful bytes transmitted per cell ($g(L) - B_h$) are very small and hence it take more time to transmit S bytes, i.e., the communication time B_c will be large. As the cell sizes increases from this smallest size, the communication time B_c starts reducing. However after some point, due to path loss, the number of bytes per cell starts saturating and hence the gain in terms of useful bytes transmitted per cell will be small in comparison

with the extra time taken to traverse each cell, resulting in increasing the communication time again. Thus there exists an optimal cell size for every fixed velocity. One can extrapolate similar things even for random velocity. In this subsection, we find the optimal cell size $L_{b^{(1)}}^* := \arg \min_L b^{(1)}$ (where $b^{(1)}$, the first moment of the overall service time is defined in (5) of the following page) and relate the same to the optimizer of more interesting performance measures for ES and NES calls in the subsequent sub-sections.

We assume $P(V < V_{max}) = 1$ with $V_{max} < V_{lim}(P)$. Then the k^{th} moment of B_D exists (whenever the corresponding for S and V^{-1} exist) and is given by eqn (5) in the following page.

By bounded convergence theorem, all $b^{(k)}$ are continuously differentiable (c.d.) in L (B_D is almost surely c.d. while $P_{ho,v}$ is c.d. everywhere in L and the derivatives are uniformly bounded).

It is easy to see that the service time $B_D(x, v, s)$ also depends upon L only via the function ν given by (4). Hence it is easy to see that the derivatives will have the form

$$\frac{db^{(k)}}{dL} = E_{n,V} \left[\frac{\partial \nu(V, L)}{\partial L} E_{n,X} [\Gamma^k(X, V, S, \nu(V, L))] \right]$$

for some functions Γ^k . Thus for fixed velocities, i.e., when $V \equiv \bar{v}$, all the moments have unique minima $\arg \min_L b^{(k)}$ and the unique minimum for all k is given by

$$\arg \min_L b^{(k)} = \arg \min_L \nu(\bar{v}, L).$$

Thus $b^{(2)}$ and $b^{(1)}$ are optimized by the same cell size for fixed velocities. Further for velocity profiles with small variances, the optimizers will be equal approximately. Hence when $P_{n,V}$ has small variance with mean \bar{v} then $L_{b^{(1)}}^* := \arg \min_L b^{(1)}$ is close to $L_v^* := \arg \min_L \nu(\bar{v}, L)$ and hence satisfies

$$\left. \frac{\partial \nu(\bar{v}, L)}{\partial L} \right|_{L=L_{b^{(1)}}^*} \approx 0$$

or

$$2P \left(\frac{L_{b^{(1)}}^*}{d_0} \right)^{-\beta} L_{b^{(1)}}^* - \eta(L_{b^{(1)}}^*) + \bar{v}B_h \approx 0.$$

Thus we have,

Theorem 3: For fixed velocity profile, i.e., $P_{n,V}(V = \bar{v}) = 1$ the optimal cell size for expected service time is,

$$\begin{aligned} L_{b^{(1)}}^* &= 2 \left(\frac{2Pd_0^\beta \frac{\beta}{\beta-1}}{2Pd_0^\beta \frac{\beta}{\beta-1} - \bar{v}B_h} \right)^{\beta-1} \quad \text{when } \beta > 1 \text{ and} \\ &= 2d_0 e^{\frac{\bar{v}B_h}{2P d_0}} \quad \text{when } \beta = 1. \quad \square \end{aligned}$$

$$\begin{aligned}
b^{(k)} &:= E_{X,V,S}[(B_D(X,V,S))^k] \text{ where } P_{X,V,S} := \frac{\lambda(P_{n,X}, P_{n,V}, P_{n,S}) + \lambda_{ho}(P_{h,X,V}, P_{h,S})}{\lambda + \lambda_{ho}} \\
&= \frac{1}{(1 + P_{ho})} \int_0^\infty \int_{-D}^D \int_0^{V_{max}} [B_D(x,v,s)^k + B_D(-D,v,s)^k P_{ho,v}] f_{n,V}(v) dv f_{n,X}(x) dx \mu \exp^{-\mu s} ds.
\end{aligned} \tag{5}$$

The above will be approximately true for the velocity distribution $P_{n,v}$ with mean \bar{v} and small variance. From the above it is clear that L_b^* increases when the mean \bar{v} increases.

D. ES Calls : Average Waiting time

Each macrocell can handle at maximum K parallel calls. The CU of the macrocell keeps a record of the users entered into the system and serves them in FIFO order via the BSs of the Pico cells. When a new user initiates a call, it is immediately picked up if there are less than K active calls in the system. If not the user will have to wait. Its service will start at the time:

- when one of the active K users finish their service and exit
- if there are no other waiting users arrived before it.

The BS nearest to the user, at the time of its service start, will initiate the call. Hence after, its call is served as discussed in subsection III-A either till its service is over or till it reaches the macrocell boundary. When it reaches the boundary the call will be transferred to the next macrocell as a handover call and the handover call is treated by the new cell similar to that of a new call. Thus each macrocell can be modeled by a $M/G/K$ queue with service times B_D and Poisson arrivals at rate $\lambda + \lambda_{ho}$. This queue has been analyzed to a good extent and the system is stable only if ([4])

$$\rho := \frac{\lambda b^{(1)}}{K} < 1.$$

For stable queues, the expected waiting time of a randomly arrived customer can be approximated by eqn (6) ([4]). where $b^{(1)}, b^{(2)}$ are given by (5). If the system is unstable the number of waiting customers grows towards infinity and thus one should consider only the cell sizes L with $\rho < 1$. Hence, the optimal size,

$$L_{ES}^* = \arg \min_{\{L: \rho < 1\}} E[W]_K.$$

We saw in the previous section that the optimizer of $b^{(2)}$ is same as that of $b^{(1)}$ for fixed velocities and will be close to each other for smaller velocity variances. The expected

waiting time (6) is continuously differentiable in both $b^{(1)}, b^{(2)}$. Thus (minimizer of (6) is a zero of its derivative and $E[W]_K$ depends upon L only via $b^{(1)}, b^{(2)}$),

Theorem 4: Optimal cell size for a system with elastic traffic and when all users move with velocity \bar{v} is

$$L_{ES}^* = \arg \min_{\{L: \rho < 1\}} E[W]_k = L_{b^{(1)}}^*. \quad \square$$

In other words, $L_{b^{(1)}}^*$ minimizes both expected waiting and service times. Further, when the variance of the velocity profile is small, from (6) it is easy to see that the optimizer of $E[W]_K$ will be close to that of the expected service time, $b^{(1)}$. Thus for low velocity variances also, $L_{ES}^* \approx L_{b^{(1)}}^*$. We see that this is true even for many general velocity profiles via numerical examples in the subsequent sections.

E. NES Calls : Block and Drop Probabilities

A call is picked up immediately only if the system is serving lesser than K users at the time of its arrival. If all the servers are busy it is dropped. When an active customer reaches the boundary of a macrocell, its call is continued in the next macrocell only if the new macrocell has free servers. This system can thus be modeled by an $M/G/K/K$ queue. And its call block probability is given by,

$$P_B(L) = \frac{\frac{\rho(L)^K}{K!}}{\sum_{k=0}^K \frac{\rho(L)^k}{k!}} \text{ with } \rho(L) := \frac{\lambda b^{(1)}}{K}.$$

It is easy to see that (P_B depends upon L only via $b^{(1)}$. Refer [7] for details)

Theorem 5: The minimizer, $L_{b^{(1)}}^*$ also minimizes the block probability, P_B , for all velocity profiles. \square

Drop Probability : Under the assumptions stated earlier, only a new call can reach the boundary and not a call which was already handed over once. Further, an active call is dropped only when it reaches the macrocell boundary and the new macrocell is busy. By independence of the two events (status of the new macrocell prior to handover is independent of the call that is handed over), the drop probability is

$$P_D(L) = P_{ho} P_B(L).$$

$$E[W]_K = \left(\frac{b^{(2)}}{2(b^{(1)})^2} \right) \left(\frac{b^{(1)}}{K(1-\rho)} \right) \left(\frac{(K\rho)^K}{K!} \right) \pi_0; \quad \pi_0^{-1} = \frac{(K\rho)^K}{K!} + (1-\rho) \sum_{i=0}^{K-1} \frac{(K\rho)^i}{i!}, \quad (6)$$

One can design an optimal system which jointly minimizes the two probabilities or minimizes one of the probabilities while placing a constraint on the other. Usually systems are designed with stringent requirements on P_D than on P_B . We note from the above calculations that P_D is directly proportional to P_B and will be smaller than P_B by a factor which depends on the inverse of the macrocell size: $1/2D$ (details in [7]). macrocells are large in dimension and hence P_D can be ensured to be within the prescribed limits (the limit is a design parameter) by directly minimizing P_B itself. Thus we propose to chose cell size L to minimize P_B and hence equivalently $b^{(1)}$:

$$L_{NES}^* := L_{b^{(1)}}^* = \arg \min_{\{L: \rho(L) < 1\}} b^{(1)}.$$

Thus for both ES and NES applications one needs to minimize the first moment of the service time, $b^{(1)}$, to obtain the optimal cell size. This optimal cell size has been discussed in the previous section for fixed velocities and for velocities with small variances. The general situation is studied in the next section via numerical examples.

IV. MOBILITY EXAMPLES

In the numerical examples of this section, we consider uniformly distributed velocity profiles. The position of arrival X is also uniformly distributed in the macrocell $[-D, D]$. We use monte carlo simulation to estimate $b^{(1)}$, $b^{(2)}$ and use exhaustive search to find the optimizers. In figure 2 we plot normalized values of $b^{(1)}$, $b^{(2)}$ and $E[W]_K$ versus L . As discussed earlier we notice that the various performance measures decrease with cell size initially, reach an optimal value and increase again from then on. In fact, all the performance measures have unique minimum at the same L . We study more details of these minimizers in the following.

In figure 3 we plot the optimal cell size (optimal with respect to moments of service time $b^{(1)}$, $b^{(2)}$, block and drop probabilities P_B , P_D of NES calls and the expected waiting time $E[W]_K$ of ES calls) versus mean velocity for two different values of variance. We set $d_0 = 4$, $\lambda = 0.1$, $B_h = 2$, $P = 1$, $\mu = 5$, $K = 20$ and consider a macrocell of size $D = 1000$.

We also plot L_ν , which is the minimizer of $\nu(E_n[V], L)$. For small velocity variances (curves with variance equal to 1), all the minimizers are close to L_ν . For large velocity variance, we notice that all the minimizers ($L_{b^{(1)}}^*$, $L_{b^{(2)}}^*$, $L_{P_B}^*$, $L_{P_D}^*$ and $L_{E[W]}^*$) are away from L_ν , but however are close to each other for most cases. That is, the minimizers of expected waiting time are the same as that of block as well as drop probabilities and all of them equal $L_{b^{(1)}}^*$. This suggests that *even for velocity profiles with high variances, it is sufficient to optimize the average service time $b^{(1)}$ for both ES as well as NES calls and hence the optimal cell size again remains independent of the application.* However in this case, it is not sufficient to minimize $\nu(E_n[V], L)$ but one needs to minimize $b^{(1)}$ directly. In Figure 4 we plot the various optimal cell sizes as a function of velocity variance. We set mean, $E[V] = 10$, $d_0 = 4$, $\lambda = 0.1$, $B_h = 3.12$, $P = 1$, $\mu = 5$, $K = 20$. We once again note that all the minimizers are close to each other for many cases. We also note that all the minimizers are close to L_ν for low velocity variances. We further observe that the optimal cell size increases with increase in the variance also. Thus *larger the velocities the system has to support, the larger are the optimal cell sizes.*

We notice in both the figures 3 and 4 that, only the optimizer of the second moment $L_{b^{(2)}}^*$, is some times different from the rest of the minimizers. However, even when $L_{b^{(2)}}^*$ is different from $L_{b^{(1)}}^*$, the minimizer $L_{E[W]}^*$ is equal to $L_{b^{(1)}}^*$ and thus for both the types of traffic $L_{b^{(1)}}^*$ gives the optimal cell size.

V. CONCLUSIONS

We looked at the problem of characterizing the performance of pico cell networks in the presence of mobility. We modeled various traffic types between base-stations and mobiles as different types of queues. We derived explicit expressions for expected waiting times, service times and drop/block probabilities for the various queueing models considered for both fixed as well as random velocity of mobiles. We showed that there exists an optimal cell size for a given velocity profile, which minimizes the service times for elastic applications as well as the drop and block probabilities of non-elastic applications. We obtained (approximate) closed form expressions for this optimal cell size when the velocity variations of the mobiles is

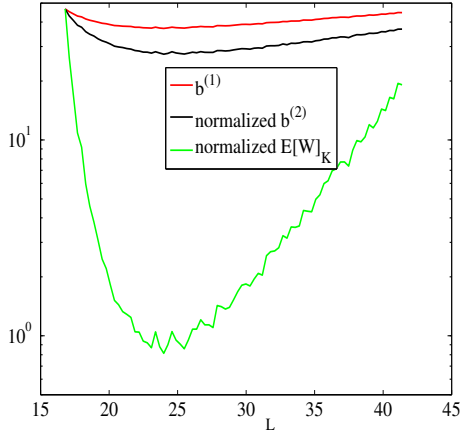


Fig. 2. Moments of the service times and the expected waiting time versus L .

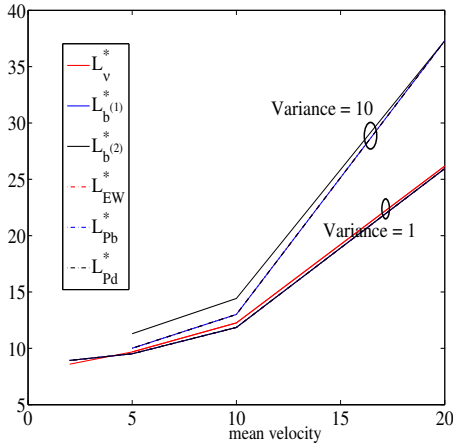


Fig. 3. Optimal cell size versus mean velocity for different variances.

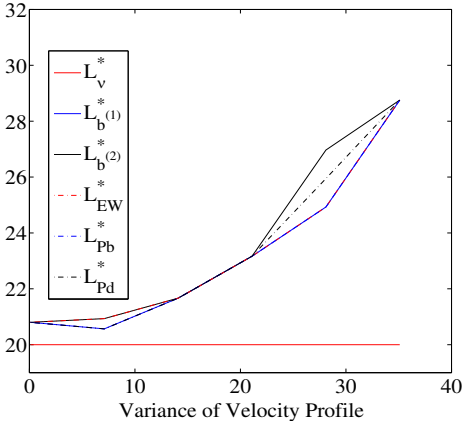


Fig. 4. Optimal cell size versus variance of the velocity.

very small. We find that if the call is long enough, the optimal cell size depends mainly on the velocity profile of the mobiles, its mean and variance.; It is independent of the traffic type or duration of the calls. We show that for any fixed power of transmission, there exists a maximum velocity beyond which successful communication between the mobile and the system is not possible. This maximum possible velocity increases with the power of transmission. Further, for any given power, the optimal cell size increases when either the mean or the variance of the mobiles velocity increases.

ACKNOWLEDGMENT

This work is partially supported by the ANR project ECOSCells. It was done within the INRIA-Alcatel Lucent joint research lab. It was also partially supported by CEFIPRA and the DAWN associate project between IISc and INRIA. In particular, the work of Dr. Kavitha is supported by CEFIPRA and the work of Sreenath Ramanath is part of the INRIA-Alcatel Lucent selfnet project.

REFERENCES

- [1] N. Bansal and Z. Liu, "Capacity, delay and mobility in wireless ad-hoc networks", InfoCom 2003.
- [2] Gregory Davi, "Using picocells to build high-throughput 802.11 networks" RF Design, Jul 2004.
- [3] "Picocell Mesh: Bringing Low-Cost Coverage, Capacity and Symmetry to Mobile WiMAX", A Tropos Networks white paper
- [4] Y Takahashi, "An approximation formula for the mean waiting time of an M/G/c queue", J. Opns. Res. Soc. Japan, 1977.
- [5] S. Sen, A. Arunachalam, K. Basu, and M. Wernik, A QoS management framework for 3G wireless mobile network, in Wireless Communications and Networking Conference 1999 (WCNC99), Sept. 1999, pp. 155162.
- [6] Ronald W. Wolff, "Stochastic Modeling and the Theory of Queues" Prentice-Hall. 1989
- [7] S. Ramanath, V. Kavitha and E. Altman, "Spatial queueing analysis for mobility in pico cell networks", downloadable from http://www-sop.inria.fr/members/Kavitha.Voleti_Veeraruna/me_fichiers/SQAForPicoMobility.pdf