



HAL
open science

P2P Storage Systems: Data Life Time for Different Placement Policies

Stéphane Caron, Frédéric Giroire, Dorian Mazauric, Julian Monteiro,
Stéphane Pérennes

► **To cite this version:**

Stéphane Caron, Frédéric Giroire, Dorian Mazauric, Julian Monteiro, Stéphane Pérennes. P2P Storage Systems: Data Life Time for Different Placement Policies. [Research Report] RR-7209, INRIA. 2010. inria-00458190v2

HAL Id: inria-00458190

<https://inria.hal.science/inria-00458190v2>

Submitted on 19 Feb 2010

HAL is a multi-disciplinary open access archive for the deposit and dissemination of scientific research documents, whether they are published or not. The documents may come from teaching and research institutions in France or abroad, or from public or private research centers.

L'archive ouverte pluridisciplinaire **HAL**, est destinée au dépôt et à la diffusion de documents scientifiques de niveau recherche, publiés ou non, émanant des établissements d'enseignement et de recherche français ou étrangers, des laboratoires publics ou privés.



INSTITUT NATIONAL DE RECHERCHE EN INFORMATIQUE ET EN AUTOMATIQUE

P2P Storage Systems: Data Life Time for Different Placement Policies

Stéphane Caron — Frédéric Giroire — Dorian Mazauric — Julian Monteiro — Stéphane Pérennes

N° 7209

February 2010

Thème COM



*R*apport
de recherche



P2P Storage Systems: Data Life Time for Different Placement Policies

Stéphane Caron* , Frédéric Giroire*[†], Dorian Mazauric*^{‡†} , Julian Monteiro*[†]
, Stéphane Pérennes*[†]

Thème COM — Systèmes communicants
Projets Mascotte and Maestro

Rapport de recherche n° 7209 — February 2010 — 28 pages

Abstract:

Peer-to-peer systems are foreseen as an efficient solution to achieve reliable data storage at low cost. To deal with common P2P problems such as peer failures or churn, such systems encode the user data into redundant fragments and distribute them among peers. The way they distribute it, known as *placement policy*, has a significant impact on their behavior and reliability.

In this report, after a brief state-of-the-art of the technology used in P2P storage systems, we compare three different placement policies: two of them *local*, in which the data is stored in logical peer neighborhoods, and one of them *global* in which fragments are parted at random among the different peers. For each policy, we give either Markov Chain Models to efficiently compute the Mean Time To Data Loss (which is closely related to the probability to lose data) or approximations of this quantity under certain assumptions.

We also attempt to give lower bounds on P2P storage systems introducing the BIG system, in which we consider information globally. We propose various ways to compute a bound on the probability to lose data, in relation with parameters such as the peer failure rate of the peer bandwidth.

Key-words: P2P storage system, data placement, data life time, mean time to data loss, performance evaluation, Markov chains.

This work has been partially supported by région PACA, ANR AGAPE, ANR SPREADS, ANR DIMA-GREEN, and European project IST FET AEOLUS.

* MASCOTTE, INRIA, I3S (CNRS, UNS), Sophia Antipolis, France.

[†] `firstname.lastname@sophia.inria.fr`

[‡] MAESTRO, INRIA, Sophia Antipolis, France.

Systèmes de Stockage Pair-à-Pair : durée de vie des données pour différentes politiques de placement

Résumé : Les systèmes pair-à-pair à grande échelle représentent un moyen fiable pour stocker des données à faible coût. Les données sont divisées en différents fragments et ces derniers répartis entre les pairs. Nous étudions dans ce rapport l'impact des différentes politiques de placement sur la durée de vie des données. Plus particulièrement nous décrivons des méthodes pour calculer et/ou approximer le temps moyen avant que le système perde une donnée (Mean Time to Data Loss). Nous comparons cette métrique pour trois politiques de placement: deux sont *locales*, distribuant les fragments sur des voisins logiques, et la troisième est *globale*.

Mots-clés : Système pair-à-pair, placement des données, durée de vie des données, MTTDL, évaluation de performances, chaîne de Markov.

What's interesting with the left matrix M is that any subset of s lines from it makes a free family of vectors (that is why we completed the canonical basis with a Vandermonde family). We can hence see fragment losses among $d_1, \dots, d_s, c_1, \dots, c_r$ as line deletions in M . While we have more than s fragments, we can chose a subvector (e_1, \dots, e_s) from the remaining fragments, select the associated rows in M and invert the subsequent square matrix M' . According to equation 1, we then have:

$$M'^{-1} \begin{pmatrix} e_1 \\ \vdots \\ e_s \end{pmatrix} = \begin{pmatrix} d_1 \\ \vdots \\ d_s \end{pmatrix}$$

This is how we compute back the original data. Anyway, this is only possible if matrix M' is nonsingular. To ensure that this is the case, we should compute in a field \mathbf{K} , but we cannot compute in \mathbf{R} with infinite precision, and computing in \mathbf{Q} can be costly. This is why common implementations of the Reed-Solomon encoding work in a finite field $\mathbf{GF}(2^w)$, where w is the machine word size. Working in such fields is easy to implement (see [13] for details).

1.1.2 Data Repair

Data redundancy is not sufficient in itself to guarantee that the system won't ever lose data, hence the need for a mechanism of "data repair" ensuring that the redundancy level (i.e., the number of redundant fragments) is sufficient. Basically, when there is not enough redundancy for a block, some peer retrieves s fragments, computes back the original data and re-inserts the block into the system.

The main parameter in this process is the threshold, in terms of redundancy level, at which we start reconstructing the data. Let us denote it by r_0 : as soon as it has $< r_0$ redundant fragments, the systems starts a block's reconstruction. When $r_0 = r - 1$, i.e., when reconstruction starts as soon as the first fragment is lost, we say that the reconstruction policy is *eager*; otherwise we talk about *saddle* reconstruction.

Remark. *We see that an important parameter for us is the mean number $f(i)$ of bits we need to read in order to repair i lost bits, as it has direct implications on the bandwidth usage. In this sense, Reed-Solomon encoding is costly because it has $f(i) = s$ for all i , while bare replication does better with $f(i) = i$.*

1.2 Distributed Hash Tables

So, we have redundant data we want to place among different peers. Each peer has an identifier, therefore a first approach would be to store somewhere a table giving for each block the identifiers of the peers on which its fragments are stored. Anyway this is a

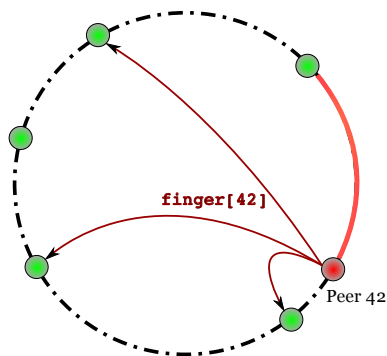


Figure 1: Example Chord DHT Ring.

centralized approach: we would like some decentralized data structure to do the same with reasonable space and time complexities.

Distributed Hash Tables (DHTs) tackle this issue. They map peer identifiers (e.g. hashing of their IP address) onto a ring $\mathbf{Z}/2^m\mathbf{Z}$ modulo 2^m for some $m \in \mathbf{N}$. Blocks are mapped onto the ring as well using appropriate hash functions. Then, the rule is:

Fact. *A peer is in charge of all blocks whose identifiers are between its own identifier and the one of its predecessor on the ring.*

Hence, when we want to store/retrieve some block, we just have to look up the peer in charge of it in the DHT – which we can do in $O(\log N)$, where N is the number of peers, as we will see – and then ask him where the fragments are/ should be stored.

Essential features of the DHTs is that they are decentralized, scalable, and allow good trade-offs between *peers degrees* (i.e., the number of other peers each brick in the system knows) and *route length* (i.e., the number of peers one has to visit before finding the one in charge of some block). For example, in Chord and Pastry DHTs, both of them are $O(\log N)$.

1.2.1 Finding the peer in charge of a block

Let us consider the Chord approach. In such a DHT, peer identified by k stores a table `finger[k]` of m identifiers ($m \sim \log N$): the one of his successor, of the peer 2 ranks after him in the peers list, then 4 ranks after him, \dots , and finally 2^{m-1} ranks after him (figure 1 shows an example of a peer with his links, red arcs corresponding to block IDs peer 42 is in charge of). Then, the strategy to find the peer in charge of an identifier id is to get closer to him *by default*, excluding half of the possible identifiers at each step. This is possible using the `finger` tables, as illustrated by the following pseudo-code:

Algorithm 1 PEER(k).FINDSUCCESSOR(id)

```

if  $id \in ]k, k.successor[$  (or peer  $k$  is alone) then
  return  $k.successor$ 
else
  for  $i = m$  down to 1 do
    if  $finger[k][i] \in ]k, id[$  then
      return PEER( $i$ ).FINDSUCCESSOR( $id$ )
    end if
  end for
end if

```

As we exclude at least half possible peer identifiers at each step, the route length with such an algorithm is $O(\log N)$. Besides, maintenance cost for Chord DHTs is only $O(\log^2 N)$; anyway, we won't get any further in implementation details (peer insertions, departures, etc.); for details, see e.g. [17] or [14].

1.2.2 Conclusion

DHTs provide us with a distributed, efficient and scalable way to retrieve the location of a block's fragments among the peers of the system. Now that we have described this aspect of the system, we will focus on a higher-level layer where we know for each block where its fragments are.

1.3 Placement Policies

The insertion of a new block's fragments into the systems raises an important question: how should these fragments be parted among the different peers? Should it be totally at random? Not necessarily, since recent studies (e.g. [5] or [11]) showed that the *random placement strategy* has its drawbacks. We should then investigate other placement strategies.

We saw that peer IDs are distributed among the ring of a DHT: we will interpret the proximity between these identifiers as a notion of peer neighborhood. This leads us to the three data placement policies we will study thereafter:

Random (or Global) Policy. Block's fragments are sent to $s + r$ peers chosen uniformly at random among the N peers. The peer in charge of the block is also selected among all peers of the system.

Chain Policy. Block's fragments are sent to $s + r$ consecutive peers on the ring, starting from the peer in charge of the block, which is selected uniformly at random among all peers of the system.

Buddy Policy. Peers are grouped into independent clusters of size $s + r$, and a block's fragments are sent to all peers of a cluster chosen uniformly at random.

The two later policies are called *local* ones because their placement classes* are sets of neighboring peers. The number of placement classes is far greater in a global policy than in a local one (here it is $\binom{N}{s+r}$ for the random policy, while $\sim N$ for the two others). As a consequence:

- *local policies are more resistant to simultaneous failures:* if there are $s + r$ concurrent failures happening at the same time, they will hit with the same probability any of the $\binom{N}{s+r}$ subsets of peers, and so the probability to hit a local placement class is $\sim N/\binom{N}{s+r}$ (while it is almost 1 for a global policy);
- *global policies provide more repair bandwidth:* with a local placement policy, if some peer dies, only its neighbors can participate in the upload part of the reconstruction of the fragments it stored. This can have a considerable impact on repair times, e.g. if a peer with its disk full comes to die. Global policies avoid this issue with a better balance of the upload bandwidth among all the available peers.

For a survey of these arguments concerning the Random and Chain policies, see [11].

1.4 Studying P2P Storage Systems

As we want to compare different storage systems, we need to measure the behavior of such systems, and especially their reliability. The main criterion we will focus on is the risk of losing any data stored in the system, which we will quantify as follows.

1.4.1 Mean Time To Data Loss

The *Mean Time To Data Loss* (MTTDL) of the storage system is the mean value of the first time at which some block stored in the system is lost.

In practice, we want it to be as large as possible. Anyway, the computation of this measure is not straightforward, and as an intermediate result we may also consider the mean time before a *given* block is lost, which we'll also call "Mean Time To Data Loss" (of the block). In case of ambiguity, we'll write $MTTDL_{obj}$ and $MTTDL_{sys}$ the MTTDLs respectively of the block and of the system.

We also happen to compute the Mean Time Between two consecutive Data Losses (MTBDL) instead of the MTTDL. In this case, we consider that blocks are re-inserted in the system immediately after they are lost, so the amount of data stored is constant, and also that dead peers are immediately replaced with new, empty ones. Then, if the MTTDL is long enough[†], this model admits a *stationary* behavior with $MTBDL \approx MTTDL$.

*i.e., the different ways to part a block's fragments according to the policy

[†]that is if $MTTDL \gg T$ where T is the mean time it takes for the system to go from his initial state (all blocks have $s + r$ fragments) to his most probable state

1.4.2 Related Work

Most existing systems use a local placement policy, e.g. *CFS* [3], *PAST* [15] (which is based on a Pastry DHT [14]) or *TotalRecall* [1], but others like *OceanStore* [10] or *GFS* [4] follow a Global approach.

In [11], the authors study the impact of the Global and Chain policies (which they call random and sequential placement) on the MTTDL, but in the case of systems using bare replication. They highlight drawbacks of both policies and propose a compromise between.

In [2], Chen et al. consider a switch-topology-aware model of peers connectivity: they group peers into clusters, themselves connected to a global switch, and suggest a good placement strategy is to distribute replicas globally (among all peers) while doing local repairs (new replicas being sent to the cluster of the peer in charge of the reconstruction). Anyway, in the long run such a strategy leads to nothing but a Buddy configuration.

In our recent work [6, 7] we studied placement policies by simulations, and we presented the amount of resource (bandwidth and storage space) required to maintain redundancy and to ensure a given level of reliability.

Table 1: Summary of the notations used throughout the article.

NOTATION	MEANING	EXAMPLE VALUE
N	# of peers in the system	10^5
B	# of blocks in the system	10^6
s	# of fragments in the initial block	9
r	# of redundancy fragments	6
r_0	reconstruction threshold	2
MTBF	peer mean time between failures	3 years
θ	mean repair time	1 day
α	peer failure frequency (i.e., MTBF^{-1})	10^{-8} Hz
γ	repair frequency (i.e., θ^{-1})	10^{-4} Hz
τ	time step for discrete models	1 hour

2 Buddy Policy

In this placement policy, the N peers are grouped into c clusters of size $s + r$. The notion of independence is then easy to figure out: a block's state (number of remaining fragments) is fully described by the state of the cluster it is stored in, and all clusters are independent.

We first give an analytical expression of the MTTDL in the simple case where the placement policy is eager and the reconstruction takes unit time step.

We then focus on saddle reconstruction with reconstruction time θ as a parameter, providing Markov Chain Models to compute the MTTDL with different degrees of approximation. We will check the validity of these approximations and analyse the impact of the different parameters on the behavior of the system.

2.1 Eager reconstruction in unit time

Let us consider a given cluster C and the event [more than $r + 1$ failures occur in C] (which is equivalent to a block death since the reconstruction is eager). We have:

$$p := \mathbf{P} [\text{lose data stored in } C] = \sum_{j=r+1}^{s+r} \binom{s+r}{j} \alpha^j (1-\alpha)^{s+r-j} \quad (2)$$

We can then see the clusters as c independent Bernoulli variables with probability p to fail. Hence, the probability to fail during a given time step is $\Pi = 1 - (1-p)^c$. If the average number of cluster failures $cp \ll 1$, we have $\Pi \approx cp$ and thus $\text{MTTDL}_{sys} \approx \text{MTTDL}_{obj}/c^\ddagger$.

Since the ratio between two consecutive terms in sum 2 is $\leq (s+r)\alpha$, we can bound its tail by a geometric series and see that is $O((s+r)\alpha)$. Then, given that $(s+r)\alpha \ll 1$, we can approximate $p \approx \binom{s+r}{r+1} \alpha^{r+1}$, which leads us to a simplified expression of the MTTDL:

$$\text{MTTDL} \approx \frac{\text{MTBF}^{r+1}}{c \binom{s+r}{r+1}} \quad (3)$$

2.2 Saddle reconstruction

We shall now consider the more general case where the reconstruction policy is saddle and the reconstruction time θ may be greater than τ .

To compute the MTTDL of a *block*, we model its evolution in the system by a discrete time Markov chain with discrete state space. One state of the chain represents its number of remaining redundancy fragments (e.g. in state i it has $s+i$ fragments available in the system) while transitions $i \rightarrow j$ model its evolution during one time step, with failures corresponding to $i > j$ and repairs to $j = r, i < r$.

There is also a “dead” state \dagger which means that we lost the block because at some time there were $< s$ fragments remaining. If we know the stationary distribution π of the chain, $\pi[\dagger]$ gives us the block loss frequency and thus the MTBDL of a single object, which we assimilate to MTTDL_{obj} .

2.2.1 Approximative Markov Chain

In the first model given in figure 2, we assume failures and repairs happen independently according to a Poisson distribution.

[‡]The exact relation between MTTDL_{sys} and Π is given by $\text{MTTDL}_{sys} = \frac{1-\Pi}{\Pi}$.

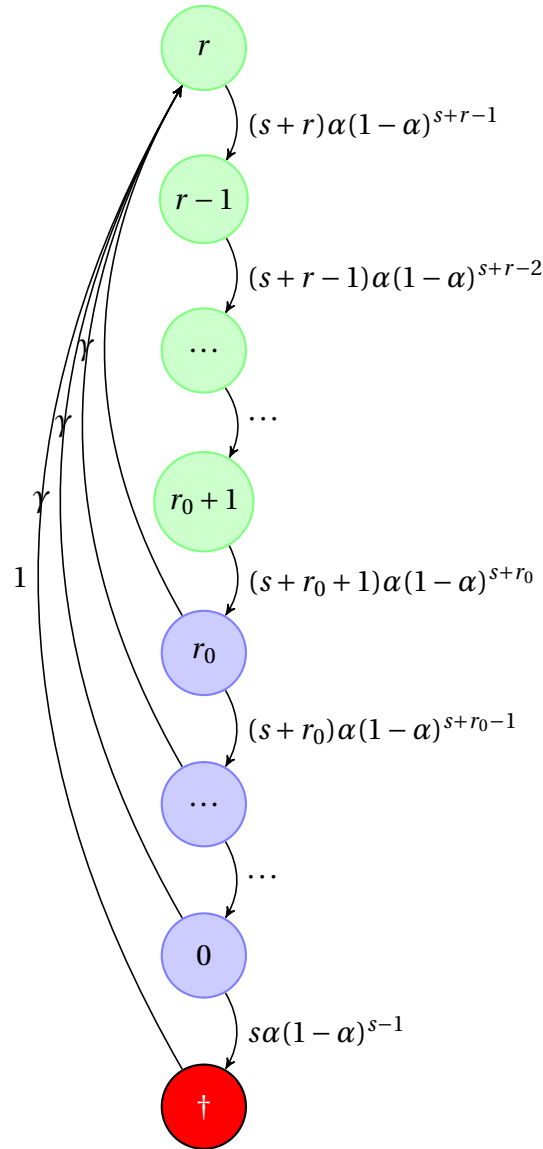


Figure 2: Block's Markov Chain Model for the Buddy policy.

We distinguish three state classes:

- **Non-critical states:** enough fragments, no repair;
- **Critical states:** too few fragments, reconstruction in progress;
- **Dead state:** block cannot be reconstructed.

Downward transitions correspond to peer failures. Since $\alpha \ll 1$, we assume there cannot be multiple failures per time step (this amounts to $\tau \ll \text{MTBF}$). As individual peer failures follow a Bernoulli distribution, the probability to lose one peer among the $s + i$ active ones in the cluster is $(s + i)\alpha(1 - \alpha)^{s+i-1}$. As to repairs (upward transitions), we assume they are not affected by concurrent peer failures (i.e., mean repair time is parameter θ and repairs follow a Poisson distribution), at least while we do not reach the dead state \dagger .

Computing the MTTDL. From the definition of the stationary distribution π of our chain, we find that:

$$\begin{aligned} \pi(i) &= \left(1 + \frac{1}{s+i}\right) (1 - \alpha)\pi(i+1) \quad (i \in \llbracket r_0 + 1, r - 1 \rrbracket) \\ \pi(i) &= \frac{(s+i+1)(1-\alpha)}{s+i + \frac{\gamma}{\alpha(1-\alpha)^{s+i-1}}} \pi(i+1) \quad (i \in \llbracket 0, r_0 \rrbracket) \\ \pi(\dagger) &= s\alpha(1-\alpha)^{s-1}\pi(0) \end{aligned}$$

Hence, for $i \neq r$, we can define $a_i := \pi(i+1)/\pi(i)$. Given that $\sum_i \pi(i) = 1$, simple linear combinations lead us to:

$$\begin{cases} \pi(\dagger) + \left(1 + \sum_{i=0}^{r-1} \prod_{j=i}^{r-1} a_j\right) \pi(r) &= 1 \\ \pi(\dagger) - \left(s\alpha(1-\alpha)^{s-1} \prod_{i=0}^{r-1} a_i\right) \pi(r) &= 0 \end{cases}$$

These relations make it easy to compute the stationary distribution π , and therefore the MTTDL of the system.

2.2.2 Simplified Chain

Though computable, these results don't give us any idea of the behaviour of the MTTDL and its dependence on the different parameters. Let us then consider an even simpler chain where all failures have the same probability, i.e., $(s+i)\alpha(1-\alpha)^{s+i-1} \rightarrow \delta$. If we take δ greater than the previous probabilities, this model is pessimistic.

From our calculus of the previous section, we still have $\pi(i) = a_i \cdot \pi(i+1)$ with

$$a_i = \begin{cases} 1 & \text{for } i \in \llbracket r_0 + 1, r - 1 \rrbracket \\ \frac{\delta}{\gamma + \delta} & \text{for } i \in \llbracket 0, r_0 \rrbracket \\ \delta & \text{for } i = \dagger \end{cases}$$

Let $\rho := \frac{\delta}{\gamma + \delta}$. The linear relations between $\pi(\dagger)$ and $\pi(r)$ become:

$$\begin{cases} \pi(\dagger) + (r - r_0 + \sum_{i=0}^{r_0} \rho^{i+1}) \pi(r) & = 1 \\ \pi(\dagger) - \delta \rho^{r_0+1} \pi(r) & = 0 \end{cases}$$

Which leads us to

$$\pi(\dagger) = \frac{\delta \rho^{r_0+1}}{\delta \rho^{r_0+1} + r - r_0 + \sum_{i=0}^{r_0} \rho^{i+1}} \approx \frac{\delta}{r - r_0} \left(\frac{\delta}{\gamma} \right)^{r_0+1}$$

as by hypothesis we have $\gamma \gg \delta$ and $\delta \ll 1$. In fine,

$$\text{MTTDL} \approx (r - r_0) \cdot \text{MTBF} \cdot \left(\frac{\text{MTBF}}{\theta} \right)^{r_0+1} \quad (4)$$

This expression highlights several relations between the MTTDL and different parameters of the system: the reconstruction threshold $r - r_0$, the MTBF and the reconstruction time θ . Actually, MTTDL is only linearly dependent on $r - r_0$ while the ratio γ/δ between the reconstruction and failure rates is elevated to the power $r_0 + 1$. This suggests that ensuring $\gamma \gg \delta$ is one of the main issues to address in order to make the system reliable.

2.2.3 Complete Chain

Our MCM (Markov Chain Model) made the assumption that τ was small enough so that only one peer failure occurred during one time step; considering multiple failures per time step just makes the computation harder. Anyway, we also implemented a complete MCM, adding transitions $(r + i) \xrightarrow{\delta(i,j)} (r + i - j)$ with $\delta(i, j) = \binom{s+r+i}{j} \alpha^j (1 - \alpha)^{s+r+i-j}$. The only difference is that, instead of the calculus we gave in 2.2.1, we used SAGE (see [16]) to compute the eigenvector of the transition matrix corresponding to the stationary distribution π .

2.2.4 Comparison of the three models

Figures 3 and 4 show some results of these three models for different values of the system parameters. We see that the simplified model (here we took $\delta = (s+r)\alpha$) is very pessimistic while the two others match well, at least in terms of orders of magnitude. However, approximation (4) seems coherent when $\gamma \gg \alpha$, as all models then have the same behaviour (though the simplified one differs from the other by a consequent multiplicative factor).

Parameter	α	γ	s	r	r_0
Default value	10^{-6} Hz	10^{-2} Hz	15	9	3

Table 2: Parameters for plots 3, 4, 5 and 6.

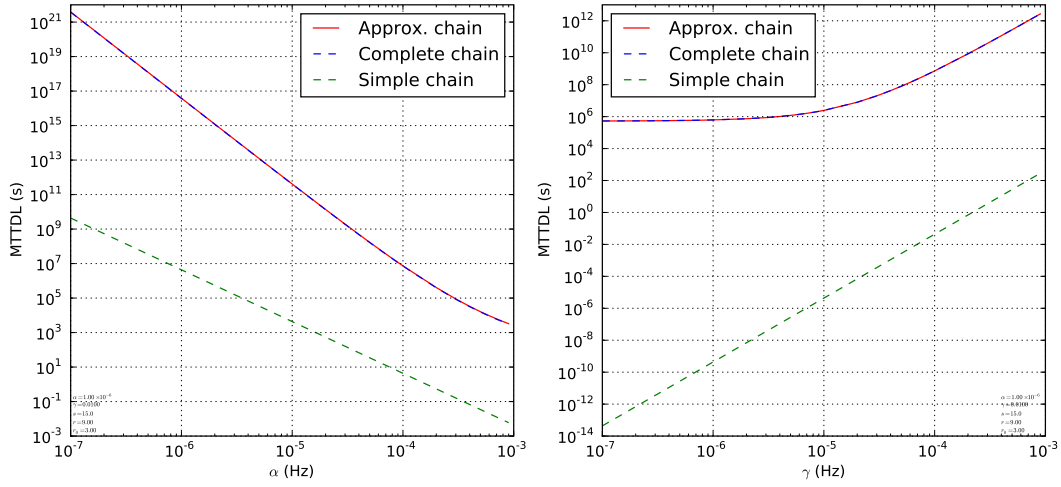


Figure 3: Behavior of the MTTDL with α and γ .

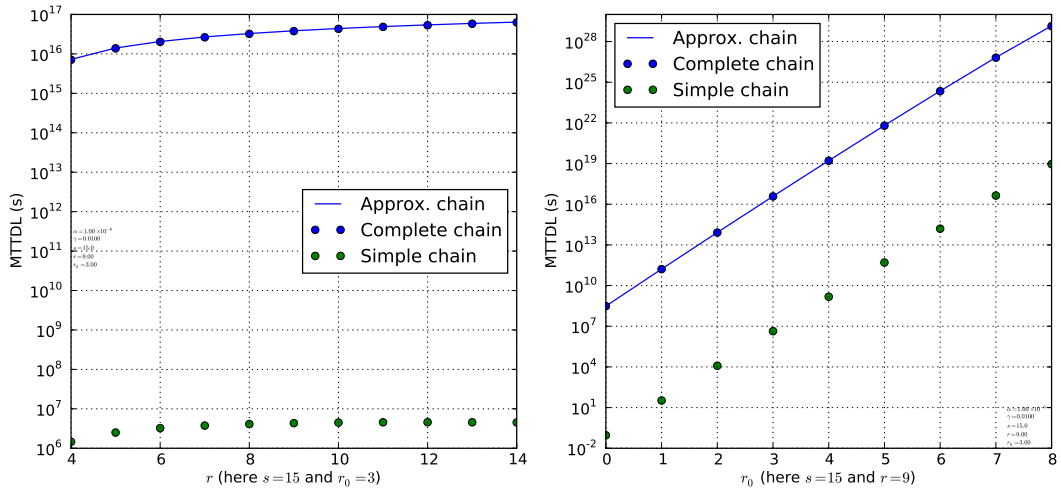


Figure 4: Behavior of the MTTDL with r and r_0 .

2.3 Simulation checks

We ran simulations in order to survey the validity of the Poisson approximation (i.e., only one peer failure at a time). We made each parameter varies in a range of common values

and surveyed the impact on the relative variation

$$\Delta = \frac{|\text{MTTDL}_{\text{approx}} - \text{MTTDL}_{\text{complete}}|}{\text{MTTDL}_{\text{complete}}}.$$

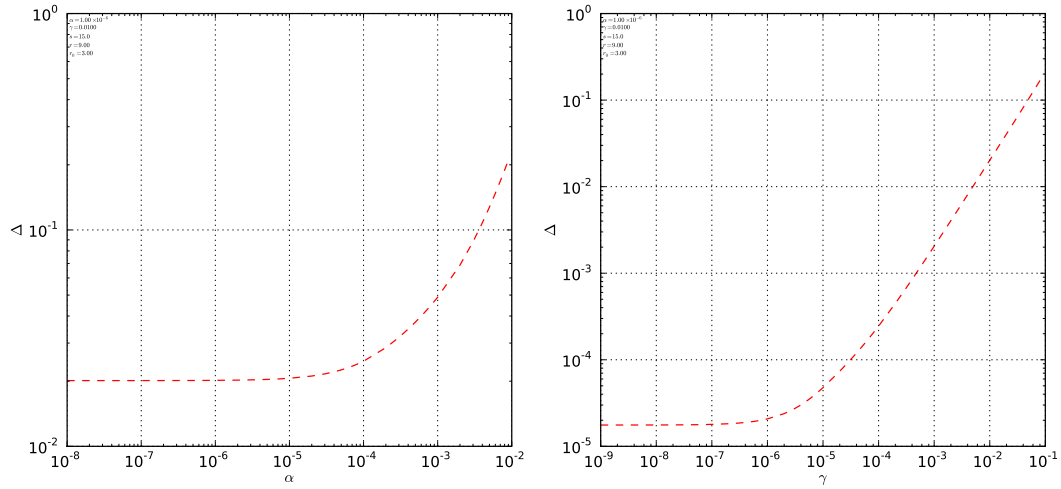


Figure 5: Validity of the approximation when α and γ vary.

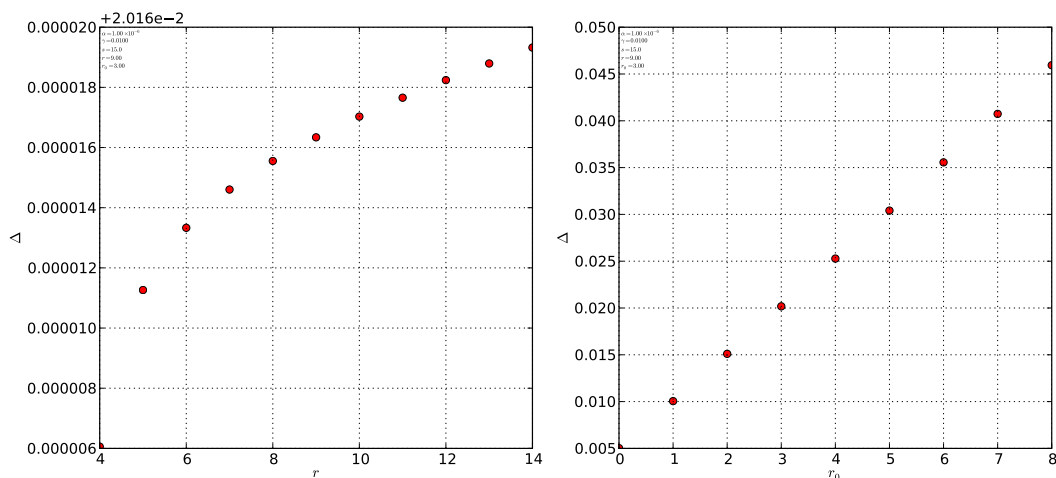
We observed that the approximation is valid under the following conditions:

- $(s+r)\alpha \ll 1$, which is necessary for a Poisson approximation of our Bernoulli process;
- γ up to three or four orders of magnitude greater than α , the approximation being very good for long repair times ($\gamma \ll \alpha$ or $\gamma \sim \alpha$): otherwise the relative variation is non-negligible, which we can explain by the fact that repairs are so fast that only multiple concurrent failures can manage to kill a block.

Anyway, s , r and r_0 do not have significant impact on Δ in the small domain in which they take their values (usually $[[0, 20]]$).

3 Chain Policy

In this policy, block's fragments are dispatched into “chains” of $s+r$ consecutive peers on the identifiers ring. Hence, a block dies when at least $r+1$ peers die among $s+r$ consecutive ones: we denote by “syndrome” such an event and focus on the existence of syndromes to characterize blocks' deaths.

Figure 6: Validity of the approximation when r and r_0 vary.

First, we survey the eager reconstruction policy under the “one time step reconstruction” approximation, providing both MCM and analytical expression of the MTTDL. We then show how one can generalize these results to any reconstruction time θ . Anyway we don’t handle the saddle case in the present paper; we will do so in some future work.

3.1 Eager reconstruction in unit time step

3.1.1 Computing the MTTDL

Our idea is to survey the N sequences of $s + r$ consecutive peers in the system using a discrete time discrete space Markov chain. Each state of such a chain can be viewed as a bit-vector $(b_i, b_{i+1}, \dots, b_{i+s+r})$ or a node of a De Bruijn graph [?] such that: $b_j = 1$ if peer j is failed, $b_j = 0$ otherwise. Remark that if the sum of the $s + r$ bits is larger than r , then this state corresponds to an absorbing state: a data loss. From state $(b_i, b_{i+1}, \dots, b_{i+s+r})$ we can transit to state $(b_{i+1}, \dots, b_{i+s+r}, 1)$ or to state $(b_i, b_{i+1}, \dots, b_{i+s+r}, 0)$ according to the next peer visited (1 for a failure, 0 otherwise). Merging all the absorbing states into a single one, we get an absorbing Markov chain composed of $|V| = 1 + \sum_{i=0}^r \binom{s+r}{i}$ states. We can reduce it in order to have $|V| = 1 + \sum_{i=0}^r \binom{s+r}{i} - \sum_{k=1}^r \sum_{j=0}^{k-1} \binom{s+k-1}{j}$ seeing some properties of our Markov chain (see Lemma 5). We denote by S the set of states and by M the associated transition matrix.

Remark that to compute the probability $\pi(\dagger)$ to see at least one sequence of $s + r$ consecutive peers such that at least $r + 1$ are failed, we have to check the set of the $s + r$ first peers $\{u_1, \dots, u_{s+r}\}$, then the set of peers $\{u_2, \dots, u_{s+r+1}\}$, and so on un-

til the set $\{u_N, \dots, u_{s+r-1}\}$. Thus we must remember the state of the $s + r$ first peers. It remains to compute the probability to go to the absorbing state for each possible initial state $(b_1, \dots, b_{s+r}) \in V$. The probability vector of the chain is defined as follows: $\pi = \sum_{v \in V} P(v)(v_0 M_{b_{i_1}} \dots M_{b_{i_{s+r}}} M^{N-(s+r)} M_{b_{i_1}} \dots M_{b_{i_{s+r-1}}})$ with $P(v)$ the probability to have v as initial state, $v_0 \in V$ the state without failures, and M_k , $k \in \{0, 1\}$, the transition matrix replacing α by k . Finally we get the probability $\pi(\dagger)$ to have a data loss at a given step $t \geq 1$, and so $1/\pi(\dagger)$ is the MTTDL of the system because of independency between any two steps t and $t' \neq t$.

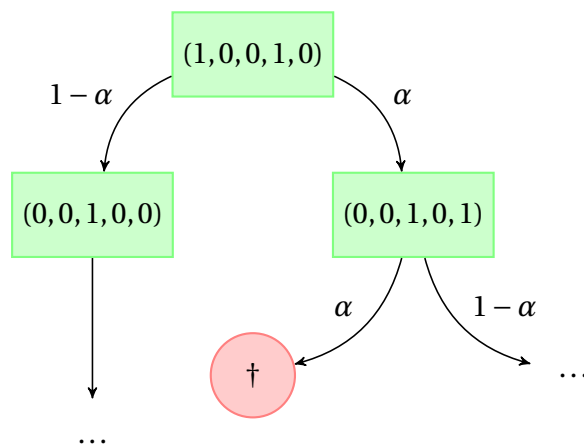


Figure 7: Sample part of the chain for $s + r = 5$ and $r + 1 = 3$.

Lemma 1. *One can find a Markov chain with stationary distribution π having the same $\pi(\dagger)$ and such that:*

$$\#S = 1 + \sum_{i=0}^r \binom{s+r}{i} - \sum_{k=1}^r \sum_{j=0}^{k-1} \binom{s+k-1}{j} \quad (5)$$

Proof. One of the dead peers in the chain is meaningful if and only if it can be present in some following chain containing at least $r + 1$ deads. For example, in the state $(1, 0, \dots, 0)$, the first dead is not meaningful because, even if we have r dead peers following, it will be too far away to make a chain with $r + 1$ dead peers. In this sense, states $(0, \dots, 0)$ and $(1, 0, \dots, 0)$ are equivalent and we can merge them.

Let's suppose we have k dead peers in the current chain: we miss $r + 1 - k$ dead peers to make a dead chain; hence, a dead peer in the current chain will have incidence iff it is one

of the last $s + k - 1$ peers of the chain: otherwise, even if the next $r + 1 - k$ peers are dead, they won't fit with our k deads in a frame of size $s + r$.

Thus, among all the states with k dead peer, only those where all failures are in the tail of size $s + k - 1$ are meaningful. As to the others, the first failures don't matter and we can forget them. This merging algorithm leads us to state space size (5) : in a nutshell, we forget all chains with k failures and less than k dead peers in the tail of size $s + k - 1$. \square

3.1.2 Approximation of the MTTDL (1)

Let P and Q denote the transition matrices of respectively the complete chain and the sub-chain where we removed the absorbing state and all its incident transitions. Then the fundamental matrix $R = (I - Q)^{-1}$ gives us the time to absorption starting from any state (suffices to sum its rows, see [8] for details).

Anyway, this time to absorption t is not exactly the MTTDL since $N - (s + r)$ chain steps correspond to one time step (we survey the whole ring). Hence, $\lfloor t/N \rfloor$ gives us the expected number of *time* steps before we reach the absorbing state, which is, this time, the MTTDL we are looking for.

3.1.3 Analytical Approximation of the MTTDL (2)

Under the assumption that α is "small enough" (we'll see how much), we can derive an analytical expression of the MTTDL. Let us begin with two lemmas:

Lemma 2. *The probability to have two distinct syndromes is negligible compared to the probability to have only one and bounded by*

$$\mathbf{P} [\exists \text{ two distinct syndromes} \mid \exists \text{ a syndrome}] < \frac{\alpha N(s+r) \cdot (\alpha(s+r))^{r-1}}{r!} \quad (6)$$

Proof. The probability for a syndrome to begin at a given peer (the beginning of a syndrome being considered as his first dead peer) is given by $p = \alpha \sum_{i=r}^{s+r-1} \binom{s+r-1}{i} \alpha^i (1-\alpha)^{s+r-1-i}$. Meanwhile, we have

$$\mathbf{P} [\exists 2 \text{ distinct syndromes}] = \mathbf{P} [\cup_{|i-j| \geq s+r} \exists 2 \text{ syndromes beginning at peers } i \text{ and } j],$$

which is $\leq \binom{N}{2} p^2 < (pN)^2$. Normalizing by pN gives us the probability to have two syndromes knowing that there is at least one:

$$\mathbf{P} [\exists \text{ two distinct syndromes} \mid \exists \text{ a syndrome}] < pN.$$

Hence, we'd like to show that pN is negligible. An upper bound on p is easy to figure out: given that $\alpha(s+r) \ll 1$, we have $p \approx \binom{s+r-1}{r} \alpha^r (1-\alpha)^{s-1} \leq (\alpha(s+r))^r / r!$, and so $pN \leq (\alpha N(s+r)) (\alpha(s+r))^{r-1} / r!$. Hence, assuming $\alpha N(s+r) \ll 1$ (or otherwise $r \geq \log N$) suffices to conclude. \square

Lemma 3. *The probability to have more than $r + 1$ dead peers in a given syndrome is negligible and bounded by*

$$\mathbf{P}[\exists > r + 1 \text{ dead peers} \mid \exists \geq r + 1 \text{ peers}] < \alpha(s + r) \quad (7)$$

Proof. Since we are working in a syndrome, the probability we want to bound is, in a given chain:

$$\begin{aligned} \mathbf{P}[\exists > r+1 \text{ dead peers} \mid \exists \geq r+1 \text{ dead peers}] &= \frac{\sum_{r+2}^{s+r} \binom{s+r}{i} \alpha^i (1-\alpha)^{s+r-i}}{\sum_{r+1}^{s+r} \binom{s+r}{i} \alpha^i (1-\alpha)^{s+r-i}} \\ &\leq \frac{\sum_{r+2}^{s+r} \binom{s+r}{i} \alpha^i (1-\alpha)^{s+r-i}}{\binom{s+r}{r+1} \alpha^{r+1} (1-\alpha)^{s-1}} \end{aligned}$$

Since the ratio between a term of the binomial series and its predecessor is $\frac{\alpha}{1-\alpha} \cdot \frac{s+r-i}{i+1}$, we can bound the tail of the binomial sum by a geometric series of common ratio $q = \frac{\alpha}{1-\alpha} \cdot \frac{s-1}{s+r} \ll 1$. Thus we have:

$$\mathbf{P}[\exists > r+1 \text{ dead peers} \mid \exists \geq r+1 \text{ dead peers}] < \frac{\alpha}{1-\alpha} \cdot \frac{s-1}{r+2} \cdot \frac{1}{1-q} < \alpha(s+r) \ll 1. \quad \square$$

Therefore, if we only look for a single syndrome with exactly $r + 1$ dead peers, we get a close approximation of the system's MTDDL.

$$\begin{aligned} \mathbf{P}[\text{lose data}] &= \mathbf{P}[\exists \text{ one syndrome}] \\ &= \mathbf{P}[\cup_i \exists \text{ one syndrome beginning at peer } i] \\ &= (N - (s + r))p \end{aligned}$$

Indeed, since there is only one syndrome, the events [syndrome begins at peer i] are exclusives. Here p is the probability for the syndrome to begin at a given peer, which we saw in proof of lemma 2. Given lemma 3, we can approximate it by $\binom{s+r-1}{r} \alpha^{r+1} (1-\alpha)^{s-1}$, which leads us too:

$$\text{MTDDL} \approx \frac{\text{MTBF}^{r+1}}{N \binom{s+r-1}{r}} \quad (8)$$

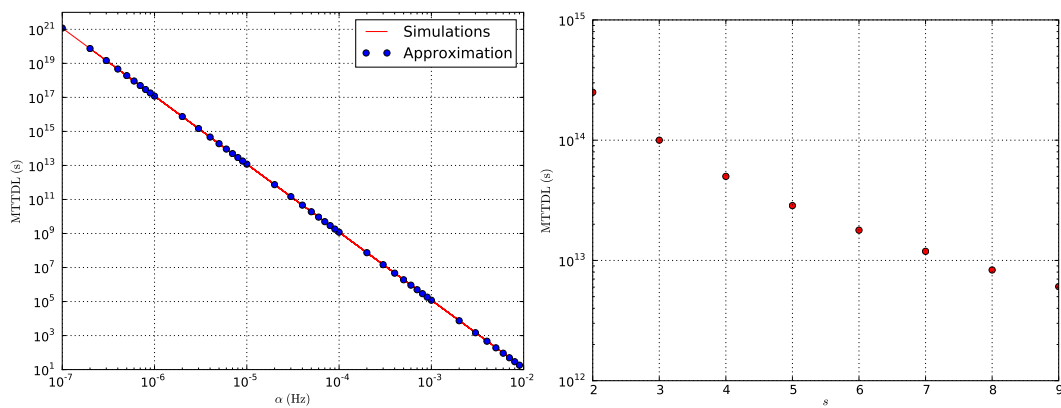
One may notice that this is the same formula as (3) in the Buddy case with $c = N \frac{r+1}{s+r}$.

3.1.4 Behavior of the MTDDL

Simulations led with common values of the parameters suggest that approximation (8) succeeds in describing the behavior of the MTDDL, as e.g. depicted by figure 8.

Parameter	α	γ	s	r	r_0
Default value	10^{-5} Hz	10^{-2} Hz	7	3	2

Table 3: Parameters for plots 8 and 9.

Figure 8: Behavior of the MTTDL when α and s vary.

3.1.5 Validity of the approximation

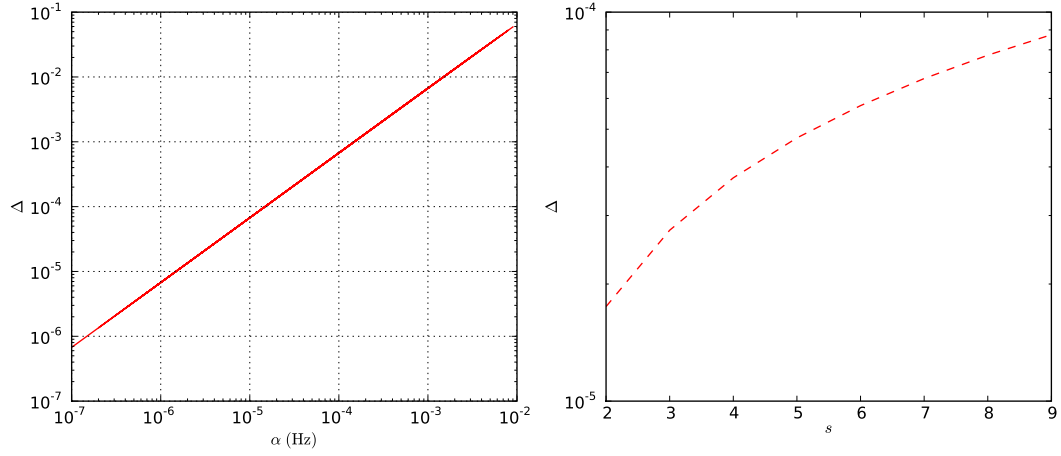
We've been able to compare the approximation with the exact results given by the MCM in cases where space size (5) was low enough (roughly $s < 15$ and $r < 5$), see figure 9 for sample values. Numerical results suggested formula (8) was a good approximation for $\alpha < 10^{-3}$, s having little influence (and r almost none) on the relative variation Δ between simulation and approximation

3.2 Reconstruction time θ as a parameter

Let us denote by η the probability for a peer to be available (i.e., not under reconstruction) at a given time. Given our failure model, we can compute η using an independent Markov chain.

3.2.1 Reconstruction Chain

Let us consider the MCM given in figure 10. It is easy to compute the stationary distribution of such a chain. From stationarity we infer $\pi(i) = (1 - \alpha)\pi(i + 1) \Rightarrow \pi(i) = (1 - \alpha)^{\theta - i}\pi(\theta)$ and $\pi(0) = (1 - \alpha)^{\theta - 1}\pi(\theta)$. Then, from $\sum \pi(i) = 1$ we can express $\pi(\theta)$ and get a closed

Figure 9: Impact of α and s on the relative variation Δ .

expression for $\eta := \pi(0)$:

$$\eta = \frac{1}{1 + \frac{\alpha(1-\alpha^\theta)}{(1-\alpha)^{\theta+1}}}$$

For $\theta = 1$, $\eta = 1 - \alpha$ and we fall back to the previous case.

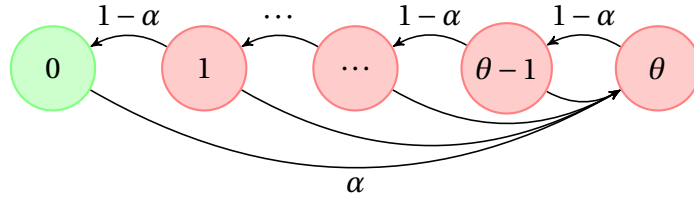


Figure 10: MCM for block reconstruction.

3.2.2 Computing the MTDL

Even though peers now have more than two possible states due to the repair time, we can still follow our approach of taking a “snapshot” of the system. Indeed, instead of checking whether a peer dies at this time step or not, we can just check whether it is available: if more than $r + 1$ peers are unavailable at the same time, even if they are under repair, a

block is dead. Hence, we can still use the same MCM: it suffices to replace α by η in our computations.

4 Global Policy

In the Global policy, block's fragments are parted between $s + r$ peers chosen uniformly at random. We also make the assumption that *blocks are inserted independently* into the system, which we will use in subsequent calculus of the MTTDL.

4.1 Eager reconstruction in unit time step

4.1.1 MTTDL calculation

First, we consider i failures happening during one time step. Let F denote the set of the placement classes (i.e., groups of $s + r$ peers) that hold at least $r + 1$ of these i failures; we have:

$$\#F = \sum_{j=r+1}^i \binom{i}{j} \binom{N-i}{s+r-j} \quad (9)$$

Then, suppose we insert a new block in the system: his $s + r$ fragments are dispatched randomly in one of the $\binom{N}{s+r}$ placement classes with uniform probability. Thus, the probability p for the chosen class to be in F is:

$$p := \mathbf{P}[\text{placement in } F] = \frac{\sum_{j=r+1}^i \binom{i}{j} \binom{N-i}{s+r-j}}{\binom{N}{s+r}}$$

As block insertions are *independent*, if we consider our B blocks one after the other, the probability that none of them falls in F is $(1 - p)^B$. We then come back to the global probability to lose data considering different failure scenarii:

$$\begin{aligned} \Pi := \mathbf{P}[\text{lose data}] &= \mathbf{P}\left[\bigcup\{i \text{ failures}\}[\text{failure kills a block}]\right] \\ &= \sum_{i=r+1}^N \binom{N}{i} \alpha^i (1 - \alpha)^{N-i} \mathbf{P}[i \text{ failures kill a block}] \end{aligned}$$

Which eventually gives us the MTTDL of the system:

$$\text{MTTDL}^{-1} \approx \sum_{i=r+1}^N \binom{N}{i} \alpha^i (1 - \alpha)^{N-i} \left[1 - \left(1 - \frac{\sum_{j=r+1}^i \binom{i}{j} \binom{N-i}{s+r-j}}{\binom{N}{s+r}} \right)^B \right] \quad (10)$$

4.1.2 MTTDL approximation

Computations of this complicated sum suggests that only its first terms matter, and especially the very first term when $\alpha N \ll 1$. We can formalize this: let us consider three “zones” for $i \in \llbracket r+1, N \rrbracket$: (I) $i \sim s+r$, (II) $s+r \ll i \ll N$ and (III) $i \sim N$. We introduce the following notations:

$$\begin{aligned} A_i &= \sum_{j=r+1}^{s+r} \binom{i}{j} \binom{N-i}{s+r-j} & ; & \quad C_i = 1 - \frac{A_i}{\binom{N}{s+r}} \\ \Gamma_i &= 1 - C_i^B & ; & \quad \Delta_i = \binom{N}{i} \alpha^i (1-\alpha)^{N-i} \Gamma_i \end{aligned}$$

Where A_i is nothing but $\#F$ in case i failures happen. In fact, and for the sake of curiosity, we can compute it easily with the following relation.

Lemma 4. For $i \geq r+1$, $A_{i+1} = A_i + \binom{i}{r} \binom{N-(i+1)}{s-1}$.

Proof. F is the set of placement classes with at least $r+1$ of them falling into a given “failure” set of size i . Let us see what happens when we increment the size of this failure set. We denote by S_i the initial failure set of F and $S_{i+1} = S_i \cup \{x\}$. A placement class falls in S_{i+1} iff it has at least $r+1$ peers in it, which is equivalent to either (a) having more than $r+1$ peers in S_i or (b) containing x and *exactly* r peers in S_i (cases where there are more than $r+1$ peers in S_{i+1} , including x , are already counted in (a)). From this we conclude that: $A_{i+1} = A_i + \binom{i}{r} \binom{N-(i+1)}{s-1}$. \square

The ratio between two consecutive terms of sum (10) is:

$$\rho := \frac{\Delta_{i+1}}{\Delta_i} = \frac{\alpha}{1-\alpha} \frac{N-i+1}{i+1} \frac{\Gamma_{i+1}}{\Gamma_i} \approx \alpha N \cdot \frac{\Gamma_{i+1}}{i\Gamma_i} \quad (11)$$

In zones (II) and (III), we can show this ratio is low enough so we can bound the tail of our sum by a geometric series of common ration $\rho \ll 1$.

Lemma 5. In zone (I), under the assumption $\frac{N}{(s+r)^2} \gg 1$,

$$\Delta_i \approx B \binom{s+r}{r+1} (\alpha N)^{i-(r+1)} \alpha^{r+1} (1-\alpha)^{N-i} \quad (12)$$

Proof. When $i \sim s+r$, we usually (read: in practice) have $A / \binom{N}{s+r} \ll 1$. Under our (strong) assumption, which is also verified in practice, we indeed have the simple bound $A / \binom{N}{s+r} \leq \left(\frac{(s+r)^2}{N} \right)^{r+1} \frac{s}{(r+1)!} \ll \frac{1}{B}$. Thus, Γ_i is almost proportional to C_i in zone (I), which implies $\Delta_i \approx B \alpha^i (1-\alpha)^{N-i} A \binom{N}{i} / \binom{N}{s+r}$. But simple combinatorics show that $A \binom{N}{i} = \sum_{j=r+1}^{s+r} \binom{s+r}{j} \binom{N-(s+r)}{i-j} \binom{N}{s+r}$, leading us to equation (12). \square

Lemma 6. In zone (II), $\rho \approx \frac{\alpha N}{i}$.

Proof. When $s + r \ll i \ll N$, we have

$$\begin{aligned} A_i &\approx \sum_{j=r+1}^{s+r} \frac{i^j (N-i)^{s+r-j}}{j! (s+r-j)!} \\ C_i &\approx \left(1 - \frac{i}{N}\right)^{s+r} \sum_{j=0}^r \binom{s+r}{j} \left(\frac{i}{N-i}\right)^j \\ &\approx \sum_{j=0}^r \binom{s+r}{j} \left(\frac{i}{N}\right)^j \sum_{l=0}^{s+r-j} (-1)^l \left(\frac{i}{N}\right)^l \end{aligned}$$

Taylor expansion to second order in $\frac{i}{N}$ leads us to $\Gamma_i \approx B [2(s+r) - 3] \left(\frac{i}{N}\right)^2$. Hence we see that $\frac{\Gamma_{i+1}}{\Gamma_i} \approx \left(1 + \frac{1}{i}\right)^2 \approx 1$, equation (11) leading us to $\rho \approx \alpha N/i$. \square

Lemma 7. *In zone (III), $\rho \leq \frac{\alpha N}{i}$.*

Proof. Let $\epsilon_i = 1 - \frac{i}{N}$: when $i \sim N$, we have $C_i \approx \sum_{j=0}^r \left(\frac{i}{N}\right)^j \epsilon_i^{s+r-j} \binom{s+r}{j} \approx \epsilon_i^s \binom{s+r}{r}$. Hence, $C_{i+1} - C_i \approx \frac{1}{N^s} (\epsilon_{i+1}^{s-1} + \dots + \epsilon_i^{s-1}) \binom{s+r}{r} \leq \frac{1}{N^s} s \epsilon_i^{s-1} \binom{s+r}{r} \ll 1$. Then, Taylor expansion of the convex function $f(x) = 1 - x^B$ leads us to ($f'' < 0$):

$$\begin{aligned} \Gamma_{i+1} - \Gamma_i &\leq (C_{i+1} - C_i) f'(C_i) \\ &\leq \frac{1}{N^s} s \epsilon_i^{s-1} \binom{s+r}{r} B C_i^{B-1} \\ \frac{\Gamma_{i+1}}{\Gamma_i} &\leq 1 + \frac{B \epsilon_i^{s-1} s \binom{s+r}{r} C_i^{B-1}}{N^s (1 - C_i^B)} \end{aligned}$$

Since in practice we have $B \ll N^s$, this upper bound is close to 1 and we conclude – as usual – with equation (11) giving $\rho \leq \alpha N/i$. \square

So, where do we go with all these lemmata? Let us remember that, in the systems we consider, we have either $\alpha N \ll 1$ or $\alpha N \sim 1$, i.e., we don't want the mean number of peer failures per time step to get too high (otherwise we can not get a high MTDDL). Hence, lemmas 6 and 7 tell us that, when $i \gg s + r$, our big sum is bounded by a geometric series of common ratio $\leq \frac{\alpha N}{i} \ll 1$, so only the terms before zones (II) and (III) numerically matter.

Lemma 5 can provide us with a stronger result. We must point out that this is a “practical lemma” making many assumption associated with typical numerical values of the system parameters. This being said, under these assumptions, equation (12) leads to $\rho \approx \alpha N$ in zone (I). Hence, if we also have $\alpha N \ll 1$, that is, mean number of failures per time step is really low (or, equivalently, time step is short enough), then only the first term of the sum matters. If we simplify it further, we find:

$$\text{MTDDL} \approx \frac{\text{MTBF}^{r+1}}{B \binom{s+r}{r+1}} \quad (13)$$

One should confront it to equations (3) and (8). Here we can see that, under our strong hypotheses taken from usual numerical values of the parameters, the system behaves *as if all blocks were independent*.

5 The BIG system

5.1 Brief Presentation of the BIG system

The BIG system aims at providing lower bounds valid for any P2P storage system, e.g. on the minimum bandwidth needed to maintain redundant data. It is called “BIG” because it conceives its information as a unique, huge block of data.

In this model, we want to be able to store I_0N bits of information in the system (on average I_0 per peer). Each peer devotes an amount b of his bandwidth to data repair, and peers fail with rate α according to a Poisson process. At time t , the system stores I_tN bits of information (with $I_t > I_0$ since we need to introduce redundancy to avoid data loss), and at each time step it loses a number Z of peers, where Z is distributed as follows:

$$\mathbf{P}[Z = k] = \binom{N}{k} (1 - e^{-\alpha\tau})^k (e^{-\alpha\tau})^{N-k} \quad (14)$$

We make the assumption that *all peers store the same amount of information*. Moreover, at each time step new fragments are generated: since the bandwidth provisioned by each peer is b , the number of bits created is at most $b\tau N$. Finally, the amount of information stored in this model is driven by the following equation:

$$NI_{t+1} = NI_t + b\tau N - ZI_t \quad (15)$$

If $\alpha\tau N \ll 1$, we can replace Z by a Bernoulli variable which value is 1 with probability $\beta = \alpha\tau N$. Let $\delta = b\tau$, and let us relax our integer model to the set of real numbers: for $x \in \mathbb{R}^+$, the mass at Nx is sent to $N(x + \delta)$ with probability $1 - \beta$ and to $(N - 1)X + \delta N$ with probability β . Thus, the continuous stationary distribution $f(x)$ of the system satisfies the following functional equation:

$$f(x) = (1 - \beta)f(x - \delta) + \beta f\left(\frac{x - \delta}{1 - \frac{1}{N}}\right) \quad (16)$$

Now we would like to compute this distribution in order to ensure that the mass $\int_0^{I_0} f(x)dx$, which is the probability to lose data, is below a certain threshold. This would give us lower bounds on the MTDDL for all P2P storage systems having certain values of parameters α , b , etc.

5.2 Moments of the Distribution

Equation (16) makes it easy to compute the moments $\int x^n f(x)dx$:

$$\mu_n := \int x^n f(x)dx = (1 - \beta) \int (x + \delta)^n f(x)dx + \beta \int \left(\left(1 - \frac{1}{N}\right) x + \delta \right)^n f(x)dx$$

Using the binomial theorem, one can part terms in x^n from those in $x^i, i < n$, coming to the relation between μ_n and its predecessors:

$$\mu_n = \frac{\sum_{i=0}^{n-1} \binom{n}{i} \mu_i \delta^{n-i} \left((1 - \alpha) + \alpha (1 - \epsilon)^i \right)}{\alpha (1 - (1 - \epsilon)^n)} \quad (17)$$

Where $\epsilon = \frac{1}{N}$. Hence, we know how to compute easily all the moments of the distribution, and we would like to compute f back. On \mathbb{R}^+ , this is known as Stieltjes moment problem, and we don't know if there is unicity of the underlying distribution f .

Another approach would be to say we cannot have more than $I_{max}N$ bits of data in the system, so f is definite on $[0, I_{max}]$. Then, the problem of computing f from its moments, known as the Hausdorff moment problem, admits various solutions (see e.g. [9]). But in this case, the computation of moments μ_n is not as simple as in relation (17) and introduces new unknown quantities (mass of the tail $\int_{I_{max}-\delta}^{I_{max}} f(x)dx$).

Finally, though it may still be possible to compute the distribution efficiently from its moments, we didn't take this approach to its end.

5.3 Computing the Distribution

We considered approaching distribution f by a discrete one. First, we set a bounded interval $[a, b]$ where we want to study f , and subdivide it into several bins $b_1 = [a, a_1], b_2 = [a_1, a_2], \dots, b_M = [a_{M-1}, b]$. Then, we try to approach f by a simple function \hat{f} constant on every bin b_i . Assuming bins are small enough, we iterate the following process:

Since we can see mass redistribution (15) as a Markov process, assuming that our discretized model is ergodic, we expect \hat{f} to converge to an approximation of f . Anyway, this straightforward process is not efficient enough and we had to introduce several tweaks to keep computation feasible, including:

Multiple iterations per redistribution. Algorithm 5.3 applies one iteration of the Markov process to the discrete vector \hat{f} . We found that simulating multiple iterations per step lead to more efficient algorithms in practice.

Centering the interval on the mean. Since the main problem we encountered was the need for a high number of bins (e.g. the diameter of the bins must at least be $\sim \delta$), we considered computing only the central part of the distribution.

Algorithm 2 Mass redistribution

```

 $\hat{f} \leftarrow$  actual distribution
 $\hat{g} \leftarrow$  nul distribution
for each bin  $b_i$  do
   $x \leftarrow$  middle of  $b_i$ 
   $x_1 \leftarrow x + \delta$ 
   $x_2 \leftarrow (1 - \epsilon)x + \delta$ 
   $\hat{g}(\text{bin}(x_1)) + = (1 - \beta) \times \hat{f}(x)$ 
   $\hat{g}(\text{bin}(x_2)) + = \beta \times \hat{f}(x)$ 
end for
return  $\hat{g}$ 

```

Let $\mu := \int xf(x)dx$: if we take $a = (1 - m\epsilon)\mu$ and $b = (1 + m\epsilon)\mu$ with $\beta^m < 10^{-42}$, the probability to go from state μ to state a is $\leq \beta^m$. This way we were able to set bounds a and b closer to the mean μ (thus reducing the number of steps needed) while keeping sufficient numerical precision.

Yet we still didn't come to satisfying results: though computable, the distributions we got were sometimes significantly different while presenting similar system parameters. We will investigate on this furthermore.

Remark. *One of the issues in dealing with non-observable probabilities (e.g. $< 10^{-20}$) is that the bare study of simple trajectories is unfruitful.*

Future Work. *We think we found an expression of the distribution after k failures that would lead us to a lower bound on the bandwidth necessary to maintain the information stored in the system with high probability (e.g. $> 1 - 10^{-20}$).*

6 Conclusion

In this paper, we study three placement policies: Global placement on the one hand, Chain and Buddy placement on the other hand. We show that they admit similar approximations of their MTDLs (cf. equations (3), (8) and (13)). For the local policies we also propose Markov Chain Models admitting various degrees of approximation.

We subsequently attempt to give lower bounds on P2P storage systems with the BIG system, a model in which information is conceived globally as a big block of data. We succeed in characterizing the probability distribution of this system, but do not actually provide an efficient and satisfactory algorithm to compute it. Further improvements could come for convex optimization algorithms.

References

- [1] R. Bhagwan, K. Tati, Y.-C. Cheng, S. Savage, and G. M. Voelker. Total recall: System support for automated availability management. In *In Proc. of NSDI*, pages 337–350, 2004.
- [2] M. Chen, W. Chen, L. Liu, and Z. Zhang. An analytical framework and its applications for studying brick storage reliability. *26th IEEE International Symposium on Reliable Distributed Systems*, pages 242–252, 2007.
- [3] F. Dabek, F. M. Kaashoek, D. Karger, R. Morris, and I. Stoica. Wide-area cooperative storage with cfs. In *SOSP '01: Proceedings of the eighteenth ACM symposium on Operating systems principles*, volume 35, pages 202–215, New York, NY, USA, December 2001. ACM Press.
- [4] S. Ghemawat, H. Gobioff, and S.-T. Leung. The google file system. *19th ACM Symposium on Operating Systems Principles*, October 2003.
- [5] F. Giroire, J. Monteiro, and S. Pérennes. P2p storage systems: How much locality can they take? 2009.
- [6] F. Giroire, J. Monteiro, and S. Pérennes. P2P storage systems: How much locality can they tolerate? Research Report RR-7006, INRIA, July 2009.
- [7] F. Giroire, J. Monteiro, and S. Pérennes. P2p storage systems: How much locality can they tolerate? In *The 34th IEEE Conference on Local Computer Networks (LCN'09)*, pages 320–323, Oct 2009.
- [8] C. M. Grinstead and L. J. Snell. *Grinstead and Snell's Introduction to Probability*. American Mathematical Society, version dated 4 july 2006 edition, 2006.
- [9] P. N. Inverardi, G. Pontuale, A. Petri, and A. Tagliani. Hausdorff moment problem via fractional moments. *Appl. Math. Comput.*, 144(1):61–74, 2003.
- [10] J. Kubiatowicz, D. Bindel, Y. Chen, S. Czerwinski, P. Eaton, D. Geels, R. Gummadi, S. Rhea, H. Weatherspoon, C. Wells, and B. Zhao. Oceanstore: an architecture for global-scale persistent storage. In *ASPLOS-IX: Proceedings of the ninth international conference on Architectural support for programming languages and operating systems*, volume 28, pages 190–201. ACM Press, December 2000.
- [11] Q. Lian, W. Chen, and Z. Zhang. On the impact of replica placement to the reliability of distributed brick storage systems. *Proc. of ICDCS'05*, 0:187–196, 2005.
- [12] M. Luby, M. Mitzenmacher, A. Shokrollahi, D. Spielman, and V. Stemann. Practical loss-resilient codes. In *In Proceedings of the 29th annual ACM Symposium on Theory of Computing*, pages 150–159, 1997.

- [13] J. S. Plank. A tutorial on Reed-Solomon coding for fault-tolerance in RAID-like systems. *Software – Practice & Experience*, 27(9):995–1012, September 1997.
- [14] A. Rowstron and P. Druschel. Pastry: Scalable, decentralized object location, and routing for large-scale peer-to-peer systems. *Lecture Notes in Computer Science*, 2218:329–?, 2001.
- [15] A. Rowstrong and P. Druschel. Pdf storage management and caching in past, a large-scale, persistent peer-to-peer storage utility. In *SOSP '01: Proceedings of the eighteenth ACM symposium on Operating systems principles*, volume 35, pages 188–201. ACM Press, 2001.
- [16] W. Stein et al. *Sage Mathematics Software (Version 3.3)*. The Sage Development Team, 2009. <http://www.sagemath.org>.
- [17] I. Stoica, R. Morris, D. Karger, M. F. Kaashoek, and H. Balakrishnan. Chord: A scalable peer-to-peer lookup service for internet applications. In *Proceedings of the ACM SIGCOMM '01 Conference*, San Diego, California, August 2001.
- [18] H. Weatherspoon and J. Kubiatowicz. Erasure coding vs. replication: A quantitative comparison. In *Revised Papers from the First International Workshop on Peer-to-Peer Systems*, pages 328–338, 2002.



Unité de recherche INRIA Sophia Antipolis
2004, route des Lucioles - BP 93 - 06902 Sophia Antipolis Cedex (France)

Unité de recherche INRIA Futurs : Parc Club Orsay Université - ZAC des Vignes
4, rue Jacques Monod - 91893 ORSAY Cedex (France)

Unité de recherche INRIA Lorraine : LORIA, Technopôle de Nancy-Brabois - Campus scientifique
615, rue du Jardin Botanique - BP 101 - 54602 Villers-lès-Nancy Cedex (France)

Unité de recherche INRIA Rennes : IRISA, Campus universitaire de Beaulieu - 35042 Rennes Cedex (France)

Unité de recherche INRIA Rhône-Alpes : 655, avenue de l'Europe - 38334 Montbonnot Saint-Ismier (France)

Unité de recherche INRIA Rocquencourt : Domaine de Voluceau - Rocquencourt - BP 105 - 78153 Le Chesnay Cedex (France)

Éditeur

INRIA - Domaine de Voluceau - Rocquencourt, BP 105 - 78153 Le Chesnay Cedex (France)

<http://www.inria.fr>

ISSN 0249-6399