



HAL
open science

Minimizing Energy Consumption by Power-Efficient Radio Configuration in Fixed Broadband Wireless Networks

David Coudert, Napoleao Nepomuceno, Hervé Rivano

► **To cite this version:**

David Coudert, Napoleao Nepomuceno, Hervé Rivano. Minimizing Energy Consumption by Power-Efficient Radio Configuration in Fixed Broadband Wireless Networks. 1st IEEE WoWMoM Workshop on Hot Topics in Mesh Networking (HotMESH), Jun 2009, Kos, Greece. 10.1109/WOW-MOM.2009.5282434 . inria-00429148

HAL Id: inria-00429148

<https://inria.hal.science/inria-00429148>

Submitted on 2 Nov 2010

HAL is a multi-disciplinary open access archive for the deposit and dissemination of scientific research documents, whether they are published or not. The documents may come from teaching and research institutions in France or abroad, or from public or private research centers.

L'archive ouverte pluridisciplinaire **HAL**, est destinée au dépôt et à la diffusion de documents scientifiques de niveau recherche, publiés ou non, émanant des établissements d'enseignement et de recherche français ou étrangers, des laboratoires publics ou privés.

Minimizing Energy Consumption by Power-Efficient Radio Configuration in Fixed Broadband Wireless Networks ^{*†}

David Coudert
PROJET MASCOTTE
I3S (CNRS-UNSA) INRIA
Université de Nice Sophia
Sophia Antipolis, France
david.coudert@sophia.inria.fr

Napoleão Nepomuceno
PROJET MASCOTTE
I3S (CNRS-UNSA) INRIA
Universidade Federal do Ceará
Fortaleza, CE, Brazil
nvnepomu@sophia.inria.fr

Hervé Rivano
PROJET MASCOTTE
I3S (CNRS-UNSA) INRIA
Université de Nice Sophia
Sophia Antipolis, France
herve.rivano@sophia.inria.fr

Abstract

In this paper, we investigate on minimizing the energy consumption of a fixed broadband wireless network through a joint optimization of data routing and radio configuration. Every link holds a set of power-efficient configurations, each of them associating a capacity with its energy cost. The optimization problem involves deciding the network's configuration and flows that minimize the total energy consumption. An exact mathematical formulation of the problem is presented. It relies on a minimum cost multicommodity flow with step increasing cost functions. We then propose a piecewise linear convex function that provides a good approximation of the energy consumption on the links, and present a relaxation of the previous formulation that exploits the convexity of the cost functions. This yields lower bounds on the energy consumption, and finally a heuristic algorithm based on the fractional optimum is employed to produce feasible solutions. Our models are validated through extensive experiments.

1. Introduction

The increasing demand for high-speed data connections has driven a rapid growth of telecommunications technologies [2]. For many reasons, such as economical equipment cost, easy installation, and disaster resiliency, microwave radio links have become a common preference over leased lines to build broadband communication networks [12]. Despite this fact, network operators are now challenged to reduce operation costs while supporting the enormous growth of bandwidth intensive applications and their very bursty traffic behaviors. In addition, the tremendous rise of energy

costs has yielded a strong social and economical incentive for researchers and manufacturers to investigate on how to reduce energy expenditure of communication systems.

Fostered by the poor behavior of wireless networks when their size increases [8, 10], backhaul and mesh networks have been intensively studied in recent years with a specific focus on capacity or other QoS parameters and installation costs [19, 7, 15]. Conversely, many researches have focused on minimizing energy consumption in wireless network, such as minimum energy broadcasting, backbone construction or monitoring in sensor and ad-hoc networks [18, 3]. In particular, most existing solutions are per-device power optimization, while one should focus on a system-wide approach to reach a global energy expenditure minimum.

Furthermore, the optimum configuration choice for wireless networks is quite different from classical wired networks. Indeed wired channels are stationary and predictable, while wireless links are time-varying and present a dynamic behavior (for instance, transmission power and modulation format can be adjusted to environment conditions and traffic requirements) [16]. Consequently, we have to deal with a complex decision while setting the radio link's parameters. This decision consists in determining the optimal system's configuration, taking into account the specific context under consideration and a set of concurrent performance requirements, such as energy expenditure, throughput, and latency.

In this work, we are concerned with minimizing energy consumption in fixed broadband wireless networks, focusing on power-efficient radio configuration. The network is modeled by a digraph in which the nodes represent radio base stations (RBS) with directional antennas and the arcs represent radio links. Every link holds a set of power-efficient configurations, each of them associating a capacity with its energy cost. The optimization problem involves deciding both the network's configuration and flows that

^{*}This work has been supported by the European project IST FET AEO-LUS, ANR JCJC DIMAGREEN, Région PACA, and SME 3ROAM.

[†]The authors would like to thank Navid Nikaein of 3ROAM for his help on the radio link's characterization.

minimize the total energy expenditure, while handling all the traffic requirements simultaneously. It can be seen as a special case of the minimum cost multicommodity flow (MCMCF) problem, which is largely used for optimal design of telecommunication networks [13, 9, 4].

Various special cases of the MCMCF problem are reported in [13], each of them associated with an appropriate link cost function. When the cost function is considered to be linear, then the MCMCF problem can be formulated as a large scale continuous linear program, and many efficient algorithms are available (see the survey [9]). On the other hand, when considering realistic situations, we have commonly to deal with piecewise linear concave or step increasing cost functions, giving rise to large scale integer linear programs, much more difficult to solve in practice (see [4] and references therein). These cases usually address the economy of scale phenomenon, where the link's average cost decreases as the installed capacity increases.

We consider here the power efficiency abstraction, related to many concepts of digital and wireless communications, such as modulation schemes, signal-to-noise rate (SNR), bit error rate (BER), and channel capacity. Notably, in this context, we perceive that the link's average energy cost raises as the channel capacity increases. We then propose a piecewise linear convex function, obtained by linear interpolation of power-efficient configuration points, that provides a good approximation of the energy consumption on the links, and present a relaxation that exploits the convexity of the cost functions. This yields lower bounds on the total energy expenditure, and finally a heuristic algorithm based on the fractional optimum is employed to produce feasible solutions. In particular, our algorithm induces a satisfactory integrality gap in practice.

The remainder of the paper is organized as follows. In Section 2, we convey more information with regard to the radio link's characterization, focusing on channel capacity and power efficiency. In Section 3, we introduce an exact formulation for the application considered here. It relies on a minimum cost multicommodity flow with step increasing cost functions. In Section 4, we propose a relaxation of the previous formulation using piecewise linear convex cost functions. A simple heuristic based on the fractional optimum is introduced. In Section 5, we discuss some computational results that we have achieved by experimenting with benchmark problem instances. In Section 6, some final remarks and comments on future work conclude the paper.

2 Link Characterization

The analysis of communication systems involves detailed knowledge of the physical channels through which the data is transmitted. Traditionally, the performance of wireless communications is focused on computing signal levels at the receiver, and it begins with a link budget, i.e. a

calculation involving the gain and loss associated with the antennas, transmitters, transmission lines, as well as signal attenuation due to propagation [12, 16]. The result is an estimation of the SNR value, from which we can obtain some implications in terms of channel capacity and BER. Given the channel bandwidth B and the signal-to-noise ratio value S/N , expressed as a linear power fraction, we can determine an upper bound for the channel capacity C , assuming that the BER approaches zero if the data transmission rate is below the channel capacity, according to the following Shannon's capacity theorem [17]:

$$C[\text{bits/s}] = B[\text{Hz}] * \log_2(1 + \frac{S[W]}{N[W]})$$

Actually, the degree to which a communication system can approach this limit depends on receiver noise and modulation technique. The receiver noise is generated by components used to implement the communication system. Other sources of noise may arise externally to the system, such as interference from other users of the channel. As we assume here the use of directional antennas, we do not consider interference but receiver noise. With regard to the modulation technique, several features influence the preference for some modulation scheme. Roughly speaking, a desirable modulation provides low BER at low SNR and occupies a minimum of bandwidth. These requirements are conflicting, and existing modulations do not simultaneously perform all of them [16, 6].

While focusing on energy expenditure, an important factor that must be considered is the power efficiency: a measure of the received power needed to achieve a specific BER for a given modulation scheme. In other words, power efficiency represents the ability of a modulation technique to preserve the fidelity of the digital message at low power levels. Unfortunately, the most power-efficient modulations, like binary phase shift keying (BPSK) and quadrature phase shift keying (QPSK), present a rather modest number of bits per transmitted symbol for a given bandwidth [2].

Commonly, to support broadband applications, modern communications systems use M -ary digital modulations. The modulating signal is represented as a time sequence of symbols, where each of them has m finite states and represents n bits of information (with $n = \log_2 m$). Many fixed wireless systems use quadrature amplitude modulation (QAM), which presents high bandwidth efficiency and, when compared to other M -ary modulations, offers a good trade-off between occupied bandwidth and power efficiency [14]. Fig. 1 illustrates the signal constellations for 16-QAM and 64-QAM. To increase the data rate, symbols that convey more information bits with more signal constellation states are required. Because the constellation states are closer together, high-level modulations will be obviously more susceptible to noise [2].

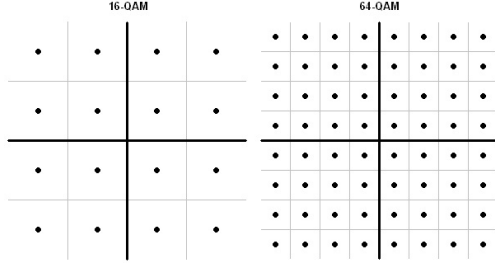


Figure 1. 16-QAM and 64-QAM constellations.

Modern communication systems implement digital modulators completely in software. Instead of having a particular modem design frozen as hardware, embedded implementations now allow to work with different modulation schemes [16]. As the modulation changes to accommodate higher data rates, the SNR requirement increases to preserve the BER performance. Since we can increase noise immunity by increasing signal power, there is a trade-off between bandwidth and power efficiencies. Fig. 2 shows the theoretical capacity (given by Shannon's theorem), the practical bitrate (using QAM schemes), and the SNR achieved for a typical radio link in fixed broadband wireless networks.

Under this scenario, a power-efficient configuration can be characterized by a modulation constellation size and a transmission power level. Every radio link holds a set of power-efficient configurations, each of them associating a capacity with its energy cost. Fig. 3 illustrates both a discontinuous step increasing and a piecewise linear convex energy cost functions on the links. The latter is obtained by linear interpolation of power-efficient configuration points and provides a good approximation of the energy consumption on the links. Note that, for each modulation scheme, only the most right point of the curve represents a power-efficient configuration.

3 Mathematical Model

In this section, we introduce an exact formulation to the problem of how to minimize energy consumption in fixed broadband wireless networks. The optimization problem involves deciding both the network's configuration and flows,

while handling all the traffic requirements simultaneously. By configuration, we mean the choice of the transmission power level and the modulation scheme for each radio link, assuming a finite set of power-efficient configurations. The energy consumption on each link is given by a step increasing cost function, as shown in Fig. 3, and depends on the traffic volume that is supposed to pass through it.

This problem can be seen as a MCMCF with step increasing cost functions, and it can be formally stated as: Given the network's topology as a digraph $G = (V, E)$, where each node $v \in V$ denotes a RBS and each arc $uv \in E$ represents a radio link from u to v , with $u, v \in V$ and $u \neq v$. Let M_{uv} be the number of power-efficient configurations held by the arc uv , each of them associating a capacity b_{uv}^m with its energy cost c_{uv}^m , for $m = 1, \dots, M_{uv}$. We are also given the traffic requirements defined by K oriented pairs of terminals (s_k, t_k) , with $s_k, t_k \in V$ and $s_k \neq t_k$, and by the expected demand on them d_k , with $k = 1, \dots, K$. We want to determine the network's configuration and flows that minimize the total energy expenditure. Consider the binary decision variable y_{uv}^m which alludes whether the configuration m is active for the arc uv , and let x_{uv}^{mk} be the flow through the arc uv under the configuration m with respect to the traffic requirement k . Finally, the optimization problem can be formulated as:

$$\min \sum_{uv \in E} \sum_{m=1}^{M_{uv}} c_{uv}^m y_{uv}^m \quad (1)$$

$$\text{s.t.} \quad \sum_{uv \in E} \sum_{m=1}^{M_{uv}} x_{uv}^{mk} - \sum_{vu \in E} \sum_{m=1}^{M_{vu}} x_{vu}^{mk} = -d_k, \quad (2)$$

$$\forall v \in V, k = 1 \dots K, v = s_k$$

$$\sum_{uv \in E} \sum_{m=1}^{M_{uv}} x_{uv}^{mk} - \sum_{vu \in E} \sum_{m=1}^{M_{vu}} x_{vu}^{mk} = 0, \quad (3)$$

$$\forall v \in V, k = 1 \dots K, v \neq s_k, v \neq t_k$$

$$\sum_{uv \in E} \sum_{m=1}^{M_{uv}} x_{uv}^{mk} - \sum_{vu \in E} \sum_{m=1}^{M_{vu}} x_{vu}^{mk} = d_k, \quad (4)$$

$$\forall v \in V, k = 1 \dots K, v = t_k$$

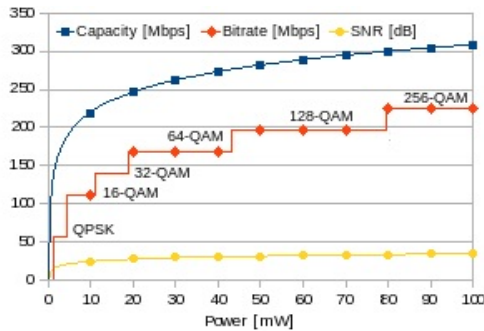


Figure 2. Theoretical versus practical channel capacities.

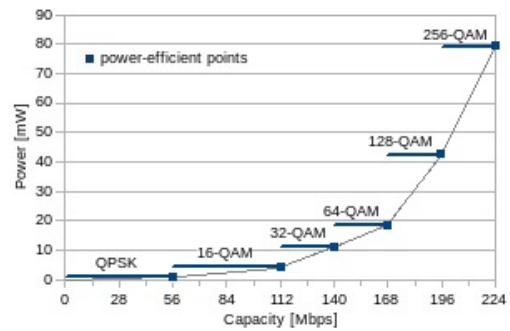


Figure 3. Step increasing and piecewise linear convex energy cost functions.

$$\sum_{k=1}^K x_{uv}^{mk} \leq b_{uv}^m y_{uv}^m, \quad (5)$$

$$\forall uv \in E, m = 1 \dots M_{uv}$$

$$\sum_{m=1}^{M_{uv}} y_{uv}^m \leq 1, \forall uv \in E \quad (6)$$

$$x \in \mathbb{R}^+, y \in \mathbb{B} \quad (7)$$

In this formulation, the objective function (1) represents the total energy cost that we want to minimize. For each link, it counts the energy consumption due to the radio operation at a given transmission power, defined by its configuration. The flow conservation property is expressed by (2), (3), and (4). It provides the routes for each demand pair, guaranteeing that the traffic requirements are entirely attended. By (5), it is assured that, on each link, the available capacity according to its configuration supports all the traffic to be routed through it. The link's configuration choice is determined by (6). For each radio link, it forces a single selection among the possible power-efficient configurations.

Unfortunately, this formulation results in large scale integer linear programs, which are very hard to solve in practical cases. In addition, solution methods for this problem have received little attention in the literature. In [5], a relaxation that combines both column and constraint generation is used to derive lower bounds to this problem. In [1], a difference of convex function algorithm is applied to provide feasible solutions. These studies consider general step increasing functions, where "convexification" may derive poor approximations. In the sequel, we introduce a convexification-based relaxation that takes advantage of the inherent convex shape of the energy cost functions on the links to obtain lower bounds on the power consumption and determine the network's configuration.

4 Model Relaxation

In the subsequent formulation, in order to obtain an approximation of the energy consumption on the links, we use linear interpolation of power-efficient points. In Fig. 4, for each interval, the endpoints represent power-efficient configurations and the decimal numbers denote the energy cost per unit of capacity. These values were obtained for a real world scenario, as further described in Section 5. Obviously, distinct scenarios lead to different cost values. Nevertheless, the shape of the curve remains the same. Note that the link's cost per unit of capacity increases as the modulation scheme changes to accommodate higher data rates.

The problem can be rewritten as a MCMCF with piecewise linear convex cost functions, giving rise to large scale continuous linear programs. Consider the problem statement, as in the previous section, and the following modifications: now b_{uv}^m represents the incremental of capacity on the arc uv when we move from the configuration $m - 1$ to

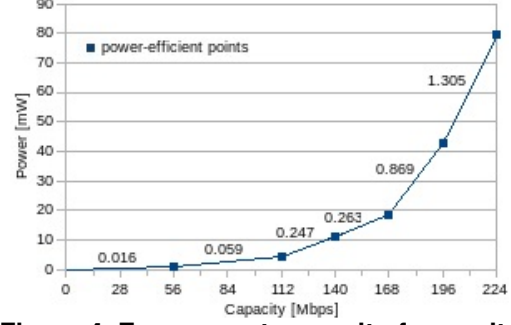


Figure 4. Energy cost per unit of capacity.

the immediate higher level m , and c_{uv}^m denotes the marginal energy cost into this configuration. As the marginal cost for routing an amount of traffic over higher QAM schemes is always increasing, the modulation and the transmission power for each link can be determined by the variable x of highest-level configuration and non-zero value, i.e. by the flow at the highest QAM scheme. The problem can be then formulated as:

$$\min \sum_{uv \in E} \sum_{m=1}^{M_{uv}} \sum_{k=1}^K c_{uv}^m x_{uv}^{mk} \quad (8)$$

$$s.t. \quad \sum_{uv \in E} \sum_{m=1}^{M_{uv}} x_{uv}^{mk} - \sum_{vu \in E} \sum_{m=1}^{M_{vu}} x_{vu}^{mk} = -d_k, \quad (9)$$

$$\forall v \in V, k = 1 \dots K, v = s_k$$

$$\sum_{uv \in E} \sum_{m=1}^{M_{uv}} x_{uv}^{mk} - \sum_{vu \in E} \sum_{m=1}^{M_{vu}} x_{vu}^{mk} = 0, \quad (10)$$

$$\forall v \in V, k = 1 \dots K, v \neq s_k, v \neq t_k$$

$$\sum_{uv \in E} \sum_{m=1}^{M_{uv}} x_{uv}^{mk} - \sum_{vu \in E} \sum_{m=1}^{M_{vu}} x_{vu}^{mk} = d_k, \quad (11)$$

$$\forall v \in V, k = 1 \dots K, v = t_k$$

$$\sum_{k=1}^K x_{uv}^{mk} \leq b_{uv}^m, \quad (12)$$

$$\forall uv \in E, m = 1 \dots M_{uv}$$

$$x \in \mathbb{R}^+ \quad (13)$$

The total energy cost is now given by a continuous linear function (8). The constraints (9), (10), and (11) remain as in the previous model and implicitly provide, besides the routes for each demand pair, the network's configuration. By (12), we guarantee that, through every link, the flow over each configuration level does not exceed its capacity.

This formulation gives rise to continuous linear programs and can be easily solved even if we have to deal with very large instances. Despite the fact that the resulting optimal solution of the associated linear program is not a practical one, it yields lower bounds on the energy consumption.

Furthermore, quite satisfactory solutions can be obtained by means of simple heuristics based on the fractional optimum. Particularly, we consider a direct heuristic algorithm that considers the optimal solution of the relaxation and assigns, for each radio link, the lowest-level power-efficient configuration capable of routing the network's flows.

5 Computational Results

In a manner as to testify the potentialities behind the novel approach, we have performed computational experiments on standard benchmark grid network instances [11]. We consider that the radio base stations use directional antennas and the transceivers devices present identical characteristics, and all radio links are operated at the same frequency and bandwidth. We assume here the free space path loss attenuation model and do not consider interference, but receiver noise. The following parameters are assumed:

- Channel Bandwidth: 28 MHz;
- Operated Frequency: 13 GHz;
- Antenna Gain: 30 dBi;
- Receiver Sensitivity: -90 dBm;
- Distance: 1000 m.

By means of a link budget, we can then compute the information related to the power-efficient configurations. Table 1 shows the modulation schemes, along with the channel capacities, the transmission power levels, the marginal costs, and the SNR requirements for a BER of 10^{-6} .

Table 1. Power-efficient configurations data

Modulation	Capacity	Power	Marginal Cost	SNR
QPSK	56 Mbps	0.88 mW	0.016 mW	14.21 dB
16-QAM	112 Mbps	4.20 mW	0.059 mW	21.02 dB
32-QAM	140 Mbps	11.10 mW	0.247 mW	25.24 dB
64-QAM	168 Mbps	18.47 mW	0.263 mW	27.45 dB
128-QAM	196 Mbps	42.81 mW	0.869 mW	31.10 dB
256-QAM	224 Mbps	79.34 mW	1.305 mW	33.78 dB

We performed experiments on grid networks using the traffic matrix given in [11]. In order to observe the evolution of the energy cost as a function of the traffic amount, we have multiplied the traffic matrix by a traffic volume factor λ , initiated at 0.05 and increased by 0.05 until the network's infrastructure does not support the traffic anymore. We used CPLEX to execute both the discrete and the continuous program models associated with the MCMCF with step increasing and piecewise linear convex energy cost functions, respectively. Fig. 5 illustrates that the energy cost evolves exponentially as the traffic volume increases. Overall, the computational results show that the heuristic algorithm performs well compared to the exact formulation and allows solving instances that are not reachable with the exact model. Note that, for the exact formulation, after 2 hours of computation, integer solutions were found for all 5×5 grid instances (Fig. 5(a)). However, for the 10×10 grid instances (Fig. 5(b)), integer solutions were found just for the first six instances, and the sixth one is worst than

the heuristic solution. None of the solutions for the exact formulation was proven to be optimal.

Considering the MCMCF with piecewise linear convex cost functions, fractional optimal solutions were found for all problem instances, and the execution time has never exceeded few seconds. Furthermore, heuristic feasible solutions based on the fractional optimum were generated for all problems. As a drawback, instances on which the network's traffic was small have not presented good heuristic solutions. As expected, the relaxation spreads the traffic among several radio links. Therefore, by rounding up the links' capacity, many links may use a higher-level modulation to carry a small extra amount of traffic that could be routed through other links.

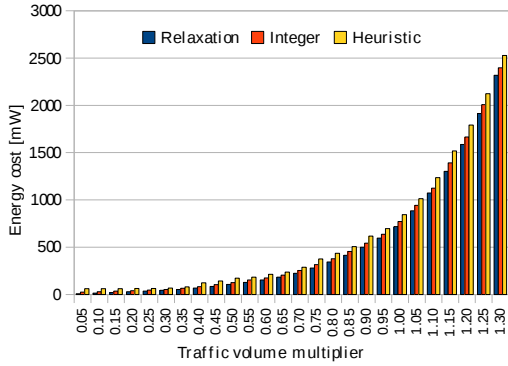
As an example, consider 4 radio base stations A, B, C, D , 4 radio links AB, AC, CD, DB , and a traffic matrix with 4 demands of 10 Mbps each, AB, AC, CD, DB . The relaxation routes the demands on different links, for an overall cost of $4 \times 10 \times 0.016 = 0.64 \text{ mW}$. Actually, this solution does not represent a real world configuration. Thus, in order to obtain a feasible solution, the heuristic rounds the capacity of all links from 10 Mbps to 56 Mbps, for a total cost of $4 \times 0.88 = 3.52 \text{ mW}$. The exact model, however, avoids the use of the link AB , routing the demand AB through the links AC, CD, DB , for an overall cost of $3 \times 0.88 = 2.64 \text{ mW}$. This partially explains why the gap is large in Fig. 6 when λ is small. Many links are under-used to transport a small amount of traffic. This also explains, in some degree, why the gap increases as λ moves from 0.35 to 0.40 or from 0.70 to 0.75 in Fig. 6(a). Despite this fact, good heuristic solutions were obtained with few seconds of computation. Particularly, our algorithm induces a very satisfactory integrality gap for instances on which the amount of traffic is large.

6 Conclusion

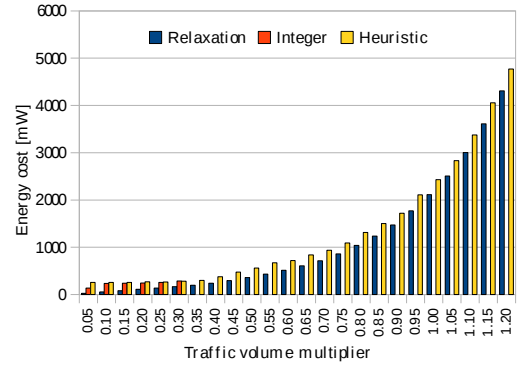
In this paper, we presented mathematical formulations for the joint optimization of data routing and radio configuration in fixed broadband wireless networks. In particular, we proposed an approximation of the energy consumption on the links by a piecewise linear convex cost function. A heuristic based on the fractional optimum is used to generate feasible solutions. As future work, we intend to investigate alternative relaxations and heuristics to decrease the gap to the exact solution.

References

- [1] L. T. H. An and P. D. Tao. D.C. programming approach for multicommodity network optimization problems with step increasing cost functions. *Journal of Global Optimization*, 22(1):205–232, 2002.

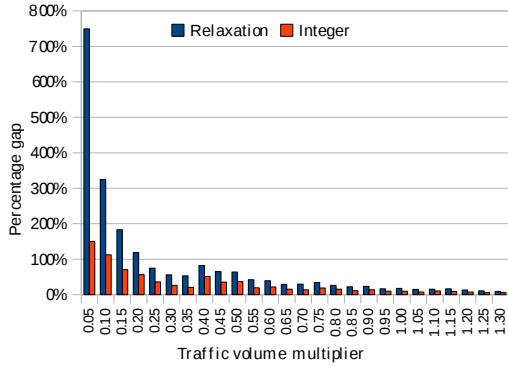


(a) Grid 5×5

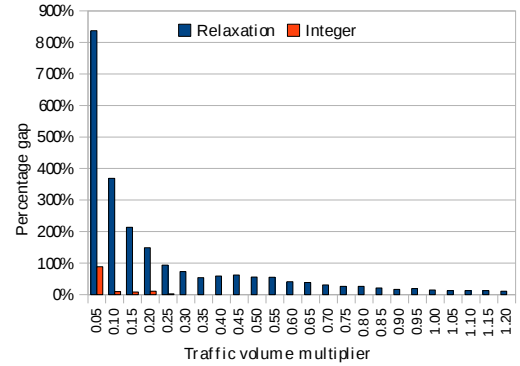


(b) Grid 10×10

Figure 5. Solutions comparison in terms of energy consumption.



(a) Grid 5×5



(b) Grid 10×10

Figure 6. Percentage energy gap of heuristic solutions compared to relaxation and integer solutions.

- [2] H. Anderson. *Fixed Broadband Wireless System Design*. John Wiley & Sons, New Jersey, first edition, 2003.
- [3] M. Flammini, R. Klasing, A. Navarra, and S. Pérennes. Improved approximation results for the minimum energy broadcasting problem. *Algorithmica*, 49(4):318–336, 2007.
- [4] V. Gabrel, A. Knippel, and M. Minoux. Exact solution of multicommodity network optimization problems with general step cost functions. *Operations Research Letters*, 25(1):15–23, 1999.
- [5] V. Gabrel and M. Minoux. LP relaxations better than convexification for multicommodity network optimization problems with step increasing cost functions. *Acta Mathematica Vietnamica*, 22(1):123–145, 1997.
- [6] A. Goldsmith. *Wireless Communications*. Cambridge University, New York, first edition, 2005.
- [7] C. Gomes, S. Pérennes, and H. Rivano. Bottleneck analysis for routing and call scheduling in multi-hop wireless networks. In *4th IEEE Workshop on Broadband Wireless Access (BWA)*, 2008.
- [8] P. Gupta and P. R. Kumar. The capacity of wireless networks. *IEEE Transactions on Information Theory*, 46(2):388–404, 2000.
- [9] J. Kennington. A survey of linear cost multicommodity network flows. *Operations Research*, 26(2):209–236, 1978.
- [10] A. Kumar, M. Marathe, S. Parthasarathy, and A. Srinivasan. Algorithmic aspects of capacity in wireless networks. *ACM SIGMETRICS Performance Evaluation Review*, 33(1):133–144, 2005.
- [11] T. Larsson and D. Yuan. An augmented lagrangian algorithm for large scale multicommodity routing. *Computational Optimization and Applications*, 27(2):187–215, 2004.
- [12] H. Lehpamer. *Microwave Transmission Networks: Planning, Design, and Deployment*. McGraw-Hill, New York, first edition, 2004.
- [13] M. Minoux. Multicommodity network flow models and algorithms in telecommunications. In P. Pardalos and M. Resende, editors, *Handbook of Optimization in Telecommunications*. Springer, New York, 2006.
- [14] A. Mohammadi. *A Direct Microwave M-QAM Adaptive Transmitter for Fixed Wireless ATM Networks*. PhD thesis, University of Saskatchewan, 1998.
- [15] C. Molle, F. Peix, and H. Rivano. An optimization framework for the joint routing and scheduling in wireless mesh networks. In *Proc. 19th IEEE International Symposium on Personal, Indoor and Mobile Radio Communications (PIMRC'08)*, 2008.
- [16] T. Rappaport. *Wireless Communications: Principles and Practice*. Prentice Hall, New Jersey, second edition, 2002.
- [17] C. Shannon. A mathematical theory of communication. *Bell System Technical Journal*, 27:379–423, 1948.
- [18] D. Simplot-Ryl, I. Stojmenovic, and J. Wu. Energy efficient backbone construction, broadcasting, and area coverage in sensor networks. *Handbook of Sensor Networks*, 2005.
- [19] J. Zhang, H. Wu, Q. Zhang, and B. Li. Joint routing and scheduling in multi-radio multi-channel multi-hop wireless networks. In *IEEE BROADNETS*, pages 678–687, 2005.