



HAL
open science

Efficient soft QoS guarantee in mobile ad hoc networks

Gaogang Xie, Zhenyu Li, Valérie Issarny, Alberto Conte

► **To cite this version:**

Gaogang Xie, Zhenyu Li, Valérie Issarny, Alberto Conte. Efficient soft QoS guarantee in mobile ad hoc networks. 20th International Conference on Parallel and Distributed Computing Systems: ISCA PDCS 2007, 2007, Las Vegas, Nevada, United States. pp.120-126. inria-00415922

HAL Id: inria-00415922

<https://inria.hal.science/inria-00415922>

Submitted on 11 Sep 2009

HAL is a multi-disciplinary open access archive for the deposit and dissemination of scientific research documents, whether they are published or not. The documents may come from teaching and research institutions in France or abroad, or from public or private research centers.

L'archive ouverte pluridisciplinaire **HAL**, est destinée au dépôt et à la diffusion de documents scientifiques de niveau recherche, publiés ou non, émanant des établissements d'enseignement et de recherche français ou étrangers, des laboratoires publics ou privés.

Efficient Soft QoS Guarantee in Mobile Ad Hoc Networks

Gaogang Xie^{1,2,3}, Zhenyu Li¹, Jianing Chen¹, Valerie ISSARNY², Alberto CONTE³

¹Institute of Computing Technology, Chinese Academy of Sciences, Beijing, 100080, China

²INRIA-Rocquencourt, Domaine de Voluceau, 78153 Le Chesnay, France

³Alcatel Research & Innovation Center, Marcoussis, France

{xie,zyli,jianing}@ict.ac.cn, Valerie.issarny@inria.fr, alberto.conte@alcatel.fr

Abstract

More and more Quality of Service (QoS) sensitive applications, such as streaming media, high bandwidth content distribution and VoIP, will be deployed in Mobile Ad hoc Networks (MANETs) as part of the pervasive computing realization. However, traditional QoS guarantee technologies cannot be used directly in MANETs due to the dynamic network environment. This paper proposes a QoS management mechanism combining Caching and Backup Service Paths (CBSP) and an Enhanced CBSP (ECBSP) for soft QoS guarantee in MANETs. In CBSP, Service Provider Nodes (SPNs) with distinct Service Paths (SPs) providing the required service are found in the MANET during the service discovery phase. The client node then selects one SP to get the service and the other SPs as Backup Service Paths (BSPs). If the serving SP fails to serve the client node, the client node can handover quickly to a BSP and consume the resource in its cache during the handover operation in order to avoid service interruption. In ECBSP, the required data are further divided into several segments and transmitted concurrently to the client node through different SPs for enhanced availability. Simulation experiments in ns2 show that CBSP/ECBSP can improve the performance of applications in MANETs effectively.

Key words: Mobile Ad hoc Network, QoS Guarantee Mechanism, Caching and Backup Service Paths

I. INTRODUCTION

Mobile Ad hoc networks (MANETs) are autonomously structured with multi-hop wireless links without the aid of infrastructure network. The rapid progress in wireless communication, mobile communication, portable computers and multimedia technologies makes MANETs to be used not only for military rescue scenarios but also for industrial and commercial applications to realize the future pervasive computing environment [1,2]. With the expanding range of applications of MANETs, more and more Quality of Service (QoS) sensitive applications, such as streaming media, high bandwidth content distribution, and VoIP, will be or have been deployed in MANETs. The need for supporting QoS in MANETs is in particular becoming a key requirement [3,4,5,6,7,8]. However, the differences between MANETs and the traditional wired Internet infrastructures, such as

unpredictable link properties, node mobility and route maintenance, introduce some unique issues and difficulties for supporting QoS in MANET environments [3].

There have been mass forces focusing on improving the performance of MANETs. This has led to great achievement in recent years including network architectures [9], MAC mechanism [10,11], QoS routing protocols [12,13,14], performance estimation and improvement on TCP/UDP [15,16]. The Differentiated Service (DiffServ) [17] and Integrated Service (InteServ) [18] QoS mechanisms have been modified and used in MANETs too [20]. These QoS guarantee mechanisms improve protocol Layers 2 to 4 and require different protocols implementation to be deployed on nodes. Actually, Diffserv and InteServ are not effective for MANETs. In MANETs, resources are distributed on nodes and located by broadcast. When the service path breaks, the service has to be interrupted while the node relocates the resource. DiffServ cannot provide any mechanism to shorten the time spent in resource relocating. In InteServ, nodes try to set up a QoS connection with RSVP before data transmission. But when the connection gets interrupted during the data transmission caused by nodes departure, nodes spend lots of time to set up a new connection. QoS-sensitive applications cannot tolerate the delay and jitter caused by resource relocating and connection re-setup. In addition, some of these mechanisms are difficult to deploy since, in these mechanisms, we have to update the protocol stacks at all nodes to make them interoperate. It seems more appropriate to implement QoS guarantee at the application level. In this way, we can just provide some APIs for the development of QoS-sensitive applications development without modification of existing network protocol implementations.

This paper introduces a soft QoS guarantee mechanism by combining caching and backup service mechanisms. The client node sets up a list of Backup Service Paths (BSPs) during the resource discovery phase and Service Provider Node (SPN) transmit data to the client with source routing. The BSPs can be updated according to the status of the network. Also, resources can be fragmented into segments and transmitted concurrently from several different SPNs. Cache in the client node is used to store the resource data. With this mechanism, the MANET can provide seamless continuous service without user

awareness even when the serving Service Path (SP) is interrupted. Simulation experiments show that CBSP/ECBSP can improve the QoS of applications in MANETs.

This paper is organized as follows. Section 2 describes the service model of the MANET and defines some notations. In Section 3, the Caching and Backup Service Paths (CBSP) QoS Guarantee mechanism is introduced and the performance of CBSP is analyzed. We describe an Enhanced CBSP mechanism (ECBSP) in Section 4. Section 5 simulates CBSP/ECBSP in ns2 and the experiment data are analyzed. Finally, we conclude and discuss our future work in Section 6.

II. MODEL AND NOTATIONS

A MANET can be considered as a direct graph $G = \{V, E\}$, where $V = \{v_1, v_2, \dots, v_N\}$ is the set of nodes in the network and $E = \{e_{i,j} \mid i, j = 1, 2, \dots, N, i \neq j\}$ define the connection relationship between nodes. $e_{i,j} = 1$ means that v_j can send data to v_i directly, where we assume that if $e_{i,j} = 1$, then $e_{j,i} = 1$. Otherwise, v_i may receive data from v_j indirectly along multi-hops. Data can be transmitted from v_j to v_i following a path x named service path $sp_{i,j}[x]$ and we denote the set of service paths as $SP_{i,j} = \{sp_{i,j}[x]\}$ since there may be several paths from v_j to v_i , where $sp_{i,j}[x] = \{v_i \dots v_k, v_s \dots v_j \mid e_{k,s} = 1\}$. v_j can transmit data to v_i only if $SP_{i,j} \neq \emptyset$. If $\exists v_m \neq v_i, v_m \in sp_{i,j}[x] \wedge v_m \in sp_{i,k}[y]$, we say $sp_{i,j}[x]$ and $sp_{i,k}[y]$ are *correlative*. That is to say, the failure of $sp_{i,j}[x]$ and $sp_{i,j}[y]$ are dependent. The path $sp_{i,j}[x]$ that provides the best QoS for transmitting data from v_j to v_i among the SPs is denoted as $sp_{i,j}$.

Other notations are defined as follows for convenience of expression.

- $p_{i,j}$: The probability that v_j cannot provide service to v_i along $sp_{i,j}$ due to low quality of service or path failure.
- tl_i : The time (second) that v_i spends to locate the candidate service provider v_j .
- $ts_{i,j}$: The transmission time (second) from v_j to v_i .
- c_i : The cache size (Byte) in the user memory space of v_i that is used for storing data from the service provider node(s) temporarily.
- s_i : The rate of resource consumption (Bps) in v_i .
- n_i : The number of SPs that v_i can find to meet its QoS requirement.
- t_{actual} : The actual duration from v_i generating service requirement to current time.

- $t_{invalid}$: The invalidation time in t_{actual} due to the service path failure.
- l_{exp} : The expected data packets (Byte) in t_{actual} without any service path failure.
- l_{actual} : The actual data packets (Byte) in t_{actual} .
- A_i : A_i denotes the set of node v_i 's neighbors in MANET. That is $A_i = \{v_k \mid \forall v_k \in V, e_{i,k} = e_{k,i} = 1\}$.

We introduce metrics q_t and q_d to characterize the QoS of applications with respect to service time and timely data delivering respectively. We define:

$$q_t = \frac{t_{invalid}}{t_{actual}} \quad (1)$$

where $t_{invalid}$ is zero when there is no SP failure during t_{actual} . From the definition of q_t , we can see $q_t = 0$ in an ideal network environment where QoS always meets the requirement of applications once a connection is set up and $q_t = 1$ in a highly dynamic network environment where the application cannot run at all. Accordingly, we give the definition of q_d as formula (2) where l_{exp} is the packets transmitted during time t_{actual} in an ideal network environment and l_{actual} is the goodput during time t_{actual} .

$$q_d = \frac{l_{actual}}{l_{exp}} \quad (2)$$

Both q_t and q_d are metrics to evaluate the performance of service continuity, while from different perspectives. Our goal is to minimize q_t , while maximize q_d . Note that both metrics can be evaluated at any time during or at the end of the service session.

III. QOS GUARANTEE USING CACHING AND BACKUP SERVICE PATHS

In a MANET, client node v_i has to broadcast the service request message to locate the sites hosting the resource data, and selects one among the available SPNs for data transmission according to some selection policies, such as geographic location, capacity of providers and etc. Once the SPN departs or the SP breaks off during the service session, v_i has to re-execute the procedure of resource location and broadcast the service request again. This may interrupt the service on v_i . It is necessary to introduce some mechanisms for maintaining service continuity despite the network's high dynamics. This section introduces such mechanisms based on the following assumptions:

- $\forall sp_{i,j}, \min(tl_{i,j} + ts_{i,j}) > \max(ts_{i,j})$, since resource location usually takes more time than data transmission.
- after v_i finds a SPN v_j and sets up the service path $sp_{i,j}$ meeting the required QoS, its cache is filled full before v_i consumes the resource
- The rate of resource consumption in v_i is invariable

with s_i .

- At least one $sp_{i,j}$ can be found at any time.
- Any two $sp_{i,j}$ in BSPs are independent. Thus the failure of service paths is independent. This may be not true in reality. However, we can take advantage of some mechanisms while selecting service paths to satisfy this assumption.

A. CBSP Algorithm

The CBSP QoS guarantee mechanism is described as follows.

1) The resource location phase

- 1.1) Client node v_i locates the required resource using the gossip protocol [20]. Specifically, v_i broadcasts the resource request packet to all its neighbors. The neighbor nodes forward the packet to their neighbors except v_i . Once the resource is found at node v_j , v_j informs v_i about the location of the resource and the path for getting to v_j . Then v_i adds v_j to the list of candidate SPNs, and stores corresponding service path in a Service Path List(SPL).
- 1.2) v_i selects v_j from the list of candidate SPNs with the least transmission delay as serving SPN and the corresponding service path (say $sp_{i,j}$) as serving SP. Other SPNs and SPs are added into the BSPNs (Backup Service Provider Nodes) and BSPs (Backup Service Paths) list, respectively. v_i sends a service registration message along $sp_{i,j}$ to make sure all nodes reserve the bandwidth for coming session.
- 1.3) When nodes along the serving SP receive the registration message from v_i , they record the session flow label and their adjacent nodes along the $sp_{i,j}$. Subsequently, when they receive packets belonging to the flow, they can deliver the packets to their adjacent node directly and quickly.
- 1.4) Once v_j receives the service request message from v_i , v_j transmits the data resource to v_i with source routing along $sp_{i,j}$.
- 1.5) Then the system finishes the phase of resource location and comes to the servicing phase.

2) The servicing phase

- 2.1) v_j transmits the data resource to v_i along $sp_{i,j}$ with source routing.
- 2.2) v_i measures q_t and q_d during the connection duration. If v_i finds that the QoS, measured by q_t or q_d , of the current service cannot satisfy its requirement or the $sp_{i,j}$ is broken, v_i sends a session release message to all nodes in $sp_{i,j}$ and selects another service path from BSPs list. The

nodes along $sp_{i,j}$ delete the flow record from the service registration table and release the network resource.

- 2.3) If node v_k along $sp_{i,j}$ cannot provide service with the required QoS because v_k moves, departs or has heavy load, it finds another node $v_m \in A_{k-1} \wedge A_{k+1}$ which may take over the position of v_k in $sp_{i,j}$.
- 2.4) v_m records the session label in its service registration table and informs v_{k-1} , v_{k+1} , v_i and v_j . v_{k-1} and v_{k+1} update the record. v_i and v_j update their BSPs list. If v_k cannot find v_m , v_k informs v_i and v_j to stop current service and select another service path from the BSPs list.
- 2.5) If v_{k-1} or v_{k+1} finds v_k cannot work, and cannot find v_m either, v_{k-1} or v_{k+1} also informs v_i and v_j to stop current service and select another service path from the BSPs list.

3) The closing phase

- 3.1) v_i or v_j sends a service end message to all nodes in the serving service path, deletes all BSPs information in memory and releases caches.
- 3.2) The nodes along SP/BSPs delete the record from their services registration table and update the bandwidth resource information.

B. Assessment of CBSP

We now assess QoS provision in MANET with CBSP. First, we discuss the additional load brought by CBSP. In a MANET consisting of n nodes, the average height of a multicast tree is bounded by $O(\log n)$ [22]. Thus, the average length of SP is bounded by $O(\log n)$. Suppose the number of current sessions is w and there are b BSPs for every session. Hence, we obtain the average number of SP records in every node (denoted as r) as formula (3). Since sessions number w is usually linear with n , r increases logarithmically with the number of nodes. The number of messages is constant for SP updating and SP handover.

$$r = \frac{O(\log n) * w * (b+1)}{n} \quad (3)$$

We then analyze the performance improvement on QoS achieved by CBSP.

- Let $c_i < \min(ts_{i,j}) * s_i$. In this case, once v_i fails to get resource with required QoS from v_j through $sp_{i,j}$, the service breaks off. This is because the cache is not large enough to hold all the data consumed by the client during service path re-selection period. We take the failure probability of service path as $p_{i,j}$, and denote the current serving SPN for v_i as SPN_1 . In the case $sp_{i,1}$ fails with probability $p_{i,1}$, and if the ready

probability of the path from v_i to another BSPN (denoted as SP_2) is $1 - p_{i,2}$, then $t_{invalid}$ would be increased by $\Delta t_{invalid}$, which can be denoted as $p_{i,1}(1 - p_{i,2})(ts_{i,2} - c_i / s_i)$. By analogy, if at least one SP in the BSPs list is available, $\Delta t_{invalid}$ can be denoted as formula (4).

$$\Delta t_{invalid} = \sum_{j=2}^{n_i} \left[\prod_{k=1}^{j-1} p_{i,k} \times (1 - p_{i,j})(ts_{i,j} - c_i / s_i) \right] \quad (4)$$

And if there is no one SP in the BSPs List is available, the service lookup time should be taken into account. Thus, $\Delta t_{invalid}$ can be denoted as formula (5).

$$\Delta t_{invalid} = \sum_{j=2}^{n_i} \left[\prod_{k=1}^{j-1} p_{i,k} \times (1 - p_{i,j})(ts_{i,j} - c_i / s_i) \right] + \sum_{j=n_i+1}^N \left[\prod_{k=1}^{j-1} p_{i,k} \times (1 - p_{i,j})(tl_{i,j} + ts_{i,j} - c_i / s_i) \right] \quad (5)$$

Taken $TL = tl_{i,j}$, $p = p_{i,j}$, $TS = ts_{i,j}$, we obtain

$$\Delta t_{invalid} = (TS - c_i / s_i)(p - p^N) + TL(p^{n_i} - p^N) \quad (6)$$

$$\lim_{N \rightarrow \infty} \Delta t_{invalid} = (TS - c_i / s_i)p + TL \times p^{n_i} \quad (7)$$

– Let $c_i \geq \max(tl_{i,j} + ts_{i,j}) * s_i$, then the probability of service interruption is zero. That is to say it is impossible for occurrence of service interruption and no BSP is necessary because once the serving SP breaks off v_i always has enough time to find another SP to obtain resource. During the procedure of resource locating and connection setting up, v_i can consume the resource in its cache.

– In the situation of $\min(tl_{i,j} + ts_{i,j}) * s_i < c_i \leq \max(tl_{i,j} + ts_{i,j}) * s_i$, suppose there are k SPs that satisfy $c_i > (tl_{i,j} + ts_{i,j}) * s_i$, and BSPs are selected randomly. Only if all the SPs in the backup list and all the SPs that satisfy $c_i > (tl_{i,j} + ts_{i,j}) * s_i$ fail, the session would break off. Hence, the probability of service interruption is $\prod_{j=1}^{n_i+N'} p_{i,j}$, Where $N' = \frac{k}{N} \times (N - n_i)$.

N' is the average number of SPs out of the BSPs List that satisfy $c_i > (tl_{i,j} + ts_{i,j}) * s_i$. $t_{invalid}$ is increased by $\Delta t_{invalid}$, which can be denoted as formula (8).

$$\Delta t_{invalid} = \sum_{j=n_i+N'+1}^N \left[\prod_{k=1}^{j-1} p_{i,k} \times (1 - p_{i,j})(tl_{i,j} + ts_{i,j} - c_i / s_i) \right] \quad (8)$$

Taken $TL = tl_{i,j}$, $p = p_{i,j}$, $TS = ts_{i,j}$, we obtain

$$\Delta t_{invalid} = (TL + TS - c_i / s_i)(p^{n_i+N'} - p^N) \quad (9)$$

$$\lim_{N \rightarrow \infty} \Delta t_{invalid} = (TL + TS - c_i / s_i)p^{n_i+k} \quad (10)$$

– Let $\max(ts_{i,j}) * s_i < c_i \leq \min(tl_{i,j} + ts_{i,j}) * s_i$, only if all the BSPs fail, the session would break off. So the probability of service interruption is $\prod_{j=1}^{n_i} p_{i,j}$. $t_{invalid}$ is increased by $\Delta t_{invalid}$, which can be denoted as Formula (11).

$$\Delta t_{invalid} = \sum_{j=n_i+1}^N \left[\prod_{k=1}^{j-1} p_{i,k} \times (1 - p_{i,j})(tl_{i,j} + ts_{i,j} - c_i / s_i) \right] \quad (11)$$

Taken $TL = tl_{i,j}$, $p = p_{i,j}$, $TS = ts_{i,j}$, we obtain

$$\Delta t_{invalid} = (TL + TS - c_i / s_i)(p^{n_i} - p^N) \quad (12)$$

$$\lim_{N \rightarrow \infty} \Delta t_{invalid} = (TL + TS - c_i / s_i)p^{n_i} \quad (13)$$

– Let $\min(ts_{i,j}) * s_i < c_i < \max(ts_{i,j}) * s_i$, and suppose there are k SPs that satisfy $c_i > ts_{i,j} * s_i$, and the SPs in the backup list are selected randomly. Only if all BSPs satisfying $c_i > ts_{i,j} * s_i$ fail, the service breaks off.

Thus, the probability of service interruption is $\prod_{j=1}^{N'} p_{i,j}$,

where $N' = \frac{k}{N} \times n_i$. N' is the average number of BSPs in the BSP list that satisfy $c_i > ts_{i,j} * s_i$. $t_{invalid}$ is increased by $\Delta t_{invalid}$, which can be denoted as Formula (14).

$$\Delta t_{invalid} = \sum_{j=N'+1}^{n_i} \left[\prod_{k=1}^{j-1} p_{i,k} \times (1 - p_{i,j})(tl_{i,j} - c_i / s_i) \right] + \sum_{j=n_i+1}^N \left[\prod_{k=1}^{j-1} p_{i,k} \times (1 - p_{i,j})(ts_{i,j} + tl_{i,j} - c_i / s_i) \right] \quad (14)$$

Taken $TL = tl_{i,j}$, $p = p_{i,j}$, $TS = ts_{i,j}$, we obtain

$$\Delta t_{invalid} = (TS - c_i / s_i)(p^{N'} - p^{n_i}) + TL(p^{n_i} - p^N) \quad (15)$$

$$\lim_{N \rightarrow \infty} \Delta t_{invalid} = (TS - c_i / s_i) \times (p^{N'} - p^{n_i}) + TL \times p^{n_i} \quad (16)$$

From above analyses, we find that the larger the cache is, the smaller q_t is, which introduces better QoS for applications. When $c_i \geq \max(tl_{i,j} + ts_{i,j}) * s_i$ (case 2), q_t is equal to zero. However, large cache is not practical due to energy of mobile devices. Formula (7) and (16) illustrate that no matter how large n_i is, $\Delta t_{invalid}$, which is the increment of $t_{invalid}$ due to the failure of SP, is larger than zero. That is to say, in cases 1) and 5), there is a service interruption when serving SP fails. Thus, $c_i < \max(ts_{i,j}) * s_i$ is not recommended. From formula (10) and (13), the number of BSPs can be set according to the probability of service stability required. More stability of service can be obtained with more BSNs. In practice, we strongly recommend that $\max(ts_{i,j}) * s_i \leq c_i \leq \max(tl_{i,j} + ts_{i,j}) * s_i$.

IV. ENHANCED CBSP

In CBSP, if the current serving SP fails to provide service with required QoS, v_i has to look for a service provider from other BSPs and handover to it. It takes great risk for the session in v_i to be interrupted in this situation as analyzed in Section 3. Also, it is likely for some nodes to become overloaded when many services are targeted to the same nodes. This would lead to a load balance problem. Actually, in some cases, for example streaming video, discarding some frames is more acceptable than jitter from the user's point of view.

Thus, we split the whole file into several segments distributed on different nodes and clients can receive segments concurrently and independently from different independent SPs. In this way, we can balance the loads of SPs. We call this mechanism as ECBSP, which is abbreviation for Enhanced CBSP.

In ECBSP, once one of the concurrent serving SPs, which is transmitting segment s_x to client v_i , fails, v_i can search and transmit s_x from other BSPs. If s_x is still not in the cache of v_i when it is time for using the segment s_x , v_i can just skip s_x and turn to s_{x+1} or v_i can wait for a scheduled deadline then skip it. If we denote the segment size as B_{seg} , then the number of

$$\text{segments that the cache can hold is } m = \left\lfloor \frac{c_i}{B_{seg}} \right\rfloor.$$

We number the segments in the client's cache from 1 to m . Without loss of generality, suppose that k SPs fail concurrently, and the segments that they supply are $s_{f1}, s_{f2}, \dots, s_{fk}$, respectively, where $1 \leq s_{f1} < s_{f2} < \dots < s_{fk} \leq m$. We denote the service supplier of s_{f1} as SP_1 and the cache size that can be used before deadline of s_{f1} as $c_{available}$. Note that all the other failures are hidden by the failure of SP_1 because s_{f1} is the first segment that meets the deadline. We assume that none of the SPs that supply the segments whose indexes are less than s_{f1} would fail during the process of SP_1 's failure. Thus, $c_{available}$ can be denoted as Formula (17).

$$c_{available} = \frac{s_{f1} - 1}{m} \times c_i \quad (17)$$

Note that the range of s_{f1} is from 1 to m , and $P\{s_{f1} = k, | k \in [1, m]\} = \frac{1}{m}$. Thus,

$$E(c_{available}) = \sum_{k=1}^m \left[\frac{1}{m} \times \frac{k-1}{m} \times c_i \right] = \frac{(m-1)}{2m} \times c_i \approx \frac{1}{2} c_i \quad (18)$$

The role of $c_{available}$ in ECBSP is similar to the cache size c_i in CBSP. In CBSP, when serving SPN fails, the available size is equal to c_i .

The situation which v_i waits for the segment and skips the segment after the threshold time (say $T_{waiting}$) according to different cache size will be discussed.

– Let $c_{available} < \min(ts_{i,j}) \times s_i$, once SP_1 failed, the service would break off. Thus, the probability of service interruption is $p_{i,1}$, and l_{exp} in Formula (2) is increased by 1, while l_{actual} is increased by 1 with probability $(1-p_{i,1})$. $t_{invalid}$ in Formula (1) is increased by $\Delta t_{invalid}$, which is the minimum of the waiting threshold time and the lookup time.

$\Delta t_{invalid} = \min(T_{looking}, T_{waiting})$, where

$$T_{looking} = \sum_{j=2}^m \left[\prod_{k=1}^{j-1} p_{i,k} \times (1-p_{i,j})(tl_{i,j} - c_{available} / s_i) \right] + \sum_{j=n_i+1}^N \left[\prod_{k=1}^{j-1} p_{i,k} \times (1-p_{i,j})(ts_{i,j} + tl_{i,j} - c_{available} / s_i) \right] \quad (19)$$

– Let $c_{available} \geq \max(ts_{i,j} + tl_{i,j}) * s_i$, then the probability of service interruption is zero. That is to say both l_{exp} and l_{actual} in Formula (2) is increased by 1.

– Let $\min(tl_{i,j} + ts_{i,j}) * s_i < c_{available} \leq \max(tl_{i,j} + ts_{i,j}) * s_i$, suppose that there are k SPs that satisfy $c_{available} > (tl_{i,j} + ts_{i,j}) * s_i$, and the BSPs are selected randomly. Then, the probability of service interruption is $\prod_{j=1}^{n_i+N'} p_{i,j}$, where

$$N' = \frac{k}{N} \times (N - n_i). \quad N' \text{ is the average number of SPs, out}$$

of the BSP List, which satisfy $c_{available} > (tl_{i,j} + ts_{i,j}) * s_i$.

And l_{exp} in Formula (2) is increased by 1, while l_{actual}

is increased by 1 with probability $(1 - \prod_{j=1}^{n_i+N'} p_{i,j})$. $t_{invalid}$

in formula (1) is increased by $\Delta t_{invalid}$, which is the minimum of the waiting threshold time and the look up time.

$\Delta t_{invalid} = \min(T_{looking}, T_{waiting})$, where

$$T_{looking} = \sum_{j=n_i+N'+1}^N \left[\prod_{k=1}^{j-1} p_{i,k} \times (1-p_{i,j})(tl_{i,j} + ts_{i,j} - c_{available} / s_i) \right] \quad (20)$$

– Let $\max(ts_{i,j}) * s_i < c_{available} \leq \min(tl_{i,j} + ts_{i,j}) * s_i$, the probability of service interruption is $\prod_{j=1}^{n_i} p_{i,j}$. And l_{exp}

in formula (2) is increased by 1, while the l_{actual} is

increased by 1 with probability $(1 - \prod_{j=1}^{n_i} p_{i,j})$. $t_{invalid}$ in

formula (1) is increased by $\Delta t_{invalid}$, which is the minimum of the waiting threshold time and the looking up time.

$\Delta t_{invalid} = \min(T_{looking}, T_{waiting})$, where

$$T_{looking} = \sum_{j=n_i+1}^N \left[\prod_{k=1}^{j-1} p_{i,k} \times (1-p_{i,j})(tl_{i,j} + ts_{i,j} - c_{available} / s_i) \right] \quad (21)$$

– Let $\min(ts_{i,j}) * s_i < c_{available} < \max(ts_{i,j}) * s_i$, and suppose that there are k SPs that satisfy $c_{available} > ts_{i,j} * s_i$, and BSPs are selected randomly. Then, the probability of service interruption is $\prod_{j=1}^{N'} p_{i,j}$, where $N' = \frac{k}{N} \times n_i$. N' is the

average number of BSPs in the BSP List satisfying $c_{available} > ts_{i,j} * s_i$. And l_{exp} in formula (2) is

increased by 1, while l_{actual} is increased by 1 with

probability $(1 - \prod_{j=1}^{N'} p_{i,j})$. $t_{invalid}$ in formula (1) is

increased by $\Delta t_{invalid}$, which is the minimum of the waiting threshold time and the look up time.

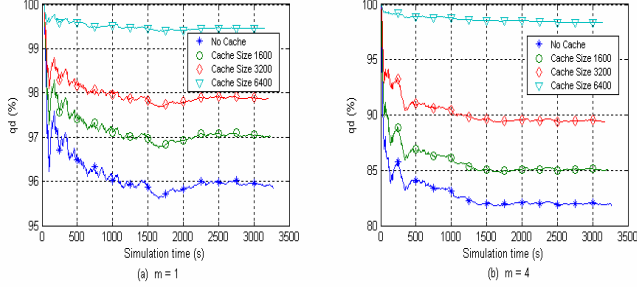


Fig.1 q_d according to different cash size

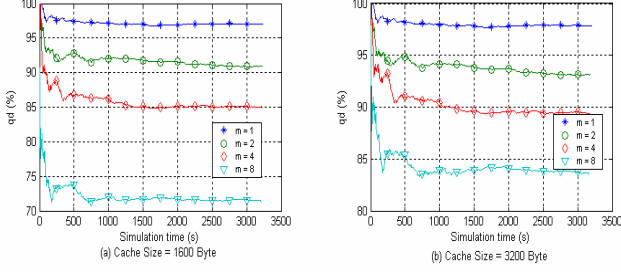


Fig.3 q_d according to different m

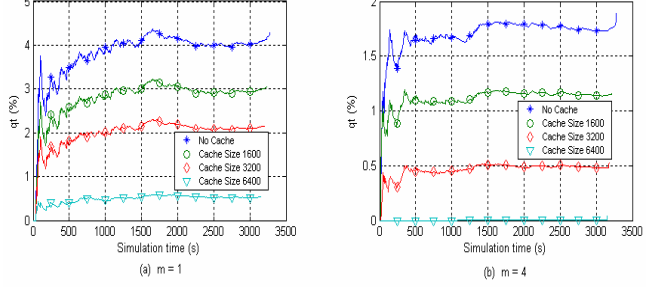


Fig.2 q_t according to different cache size

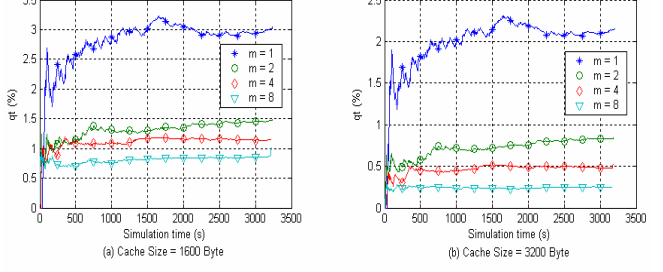


Fig.4 q_t according to different m

$$\Delta t_{invalid} = \min(T_{looking}, T_{waiting}), \text{ where}$$

$$T_{looking} = \sum_{j=N+1}^{n_i} \left[\prod_{k=1}^{j-1} p_{i,k} \times (1 - p_{i,j}) (ts_{i,j} - c_{available} / s_i) \right] \quad (22)$$

$$+ \sum_{j=n_i+1}^N \left[\prod_{k=1}^{j-1} p_{i,k} \times (1 - p_{i,j}) (tl_{i,j} + ts_{i,j} - c_{available} / s_i) \right]$$

As in CBSP, we strongly recommend that $\max(ts_{i,j}) * s_i \leq c_{available} \leq \max(tl_{i,j} + ts_{i,j}) * s_i$ in practice. Formula (18) illustrates the expected value of $c_{available}$ is $\frac{1}{2}c_i$. Thus, in ECBSP, the recommended size of the client cache is $2 \times \max(ts_{i,j}) \times s_i \leq c_i \leq 2 \times \max(tl_{i,j} + ts_{i,j}) \times s_i$.

V. SIMULATION EXPERIMENT

A simulation experiment has been implemented with ns2 version 2.28 to verify q_t and q_d of CBSP and ECBSP. We denote m as the number of SPs for concurrent segments transmission. Thus, if $m=1$ the CBSP mechanism works, otherwise the ECBSP mechanism works.

We consider the following parameters for our simulation environment.

- The capacity and transfer time of SP are $bandwidth=256 \text{ kbps}$ and $delay=10ms$.
- The data transfer ratio from SP to v_i is $r1 = 128 / m \text{ kbps}$ under stable status.
- The data transfer ratio from SP to v_i is $r2=2 * r1$ in start up procedure or when the SP recovers from malfunction.
- The time for v_i to find a BSP is t_l and the transfer time from BSP to v_i is t_c . In our experiment, We suppose t_l and t_c are all random variables, obeying respectively $t_l \sim N(400, 100^2)$ ms and $t_c \sim N(400, 100^2)$

ms.

- The size of v_i 's cache is $C=0, 1600, 3200, 6400, 9600$ Byte.
- $m=1, 2, 4, 8$.
- The file size is 50.05MB and data play ratio in v_i is 128kbps.
- The status of SPs is independent from each other and obey Poisson Process.

Table I
TIME OF SERVICE INTERRUPTIONS (SEC)

cache(B) m	0	1600	3200	6400	9600
1	134.92	96.42	68.17	16.98	0.70
2	70.85	47.35	27.67	1.10	0
4	60.28	37.59	18.19	1.96	0.67
8	47.35	33.45	9.58	1.42	1.28

The time of service interruptions with different cache sizes are shown in Table 1. From Table 1, we can see that the time of service interruption decreases with the increase of the cache size, e.g., in CBSP from 134.92s to 0.70s and in ECBSP from 41.96s to 0.67s when $m=3$.

The q_t and q_d of CBSP/ECBSP with different parameters are shown from Fig.1 to Fig.4. Fig.1 and Fig.2 reveal that the continuity of applications is improved with the proportionally of the cache size. The values of q_d and q_t change rapidly during the session period, then come to a stable period. As showed in Fig.3 and Fig.4, the QoS has been improved with m increasing with the same cache size. There is great improvement of ECBSP over CBSP, but for different m the performance is improved little in ECBSP. The number of service interruptions increases with m increasing, but the total time of service interruptions decreases. That is to say,

fewer packets have been discarded or delayed. Some service interruptions become unaware and do not affect the QoS from the user's viewpoint since the lasting time is very short.

VI. CONCLUSION AND FUTURE WORK

In this paper, we have proposed the CBSP and an ECBSP mechanism for soft QoS guarantee in MANETs. With CBSP, some SPs providing the required service can be found in the MANET during the service discovery phase with Gossip protocol. The SPs are reported to and stored in client node v_i . v_i selects one SP to provide service with the least delay and some other SPs as backup SPs. SPN and v_i communicate with each other with source routing along the service path. When there are some changes with backup SPs, the path updated information is sent to v_i and v_i updates its backup SPs list in memory. If the serving SP fails to provide service, v_i can handover quickly to a backup SP and consumes the resource in its cache during the handover. While in ECBSP, the required data are divided into several segments and transmitted concurrently to v_i through different SPs. Comparing with other QoS guarantee mechanisms, CBSP/ECBSP utilize the information of SPNs obtained during the service discovery phase and deal with the dynamics of MANET. With these mechanisms, MANET can still provide seamless continuous service without heavy overhead when the serving Service Path (SP) is interrupted. Simulation experiment in ns2 shows CBSP/ECBSP can improve the continuity of applications in MANETs effectively.

Acknowledgment

This research is funded by National Natural Science Foundation of China with grant no. 60403031 and 90604015, and by France Telecom R&D with grant no. 46135216.

References

- [1] S. Corson, J. Macker, Mobile Ad hoc Networking (MANET): routing protocol performance issues and evaluation considerations, RFC 2501, January 1999
- [2] Haiyun Luo, Jiejun Kong, Petros Zerfos, Songwu Lu and Lixia Zhang, URSA: Ubiquitous and robust access control for mobile ad hoc networks, IEEE/ACM Transactions on Networking, Vol.12, No. 6, December 2004, pp. 1049-1063
- [3] P. Mohapatra, J. Li, and C. Gui, QoS in Mobile Ad hoc Networks, IEEE Wireless Communications Magazine Special Issue on QoS in Next-Generation Wireless Multimedia Communications Systems, June 2003
- [4] Xiao Hannan, Seah WKG, Lo A, Chua K C. A flexible quality of Service model for mobile ad-hoc networks. In: Proceedings of IEEE Vehicular Technology Conf. Tokyo, Japan. 2000, 1: 445~

- [5] R. Guimarães, J. Morillo, Ll. Cerdà, J.M. Barceló, J. García. Quality of Service for Mobile Ad-hoc Networks: an Overview. Technical Report (UPC-DAC-2004-29). Polytechnic University of Catalonia, Barcelona, Spain, July 2004, <http://personals.ac.upc.edu/rpaoliel/publications.htm>
- [6] L. He, J. Musacchio, H-S W. So, and T. Tung, Adaptive Quality of Service for a Mobile Ad Hoc Network, the fifth IFIP TC6 International conference on mobile and wireless communications networks, Singapore, October 2003, <http://www.eecs.berkeley.edu/~dimakis/>
- [7] Jinshan Liu, Valerie Issarny, QoS-aware service location in mobile ad-hoc networks, in Proceedings of MDM 2004, Jan. 2004, Berkeley, CA, USA
- [8] Andrea Zanella, Daniele Miorandi, Silvano Pupolin, Paolo Raimondi, On providing soft-QoS in wireless ad hoc networks, Proceedings of WPWC'03, Oct. 19-22 2003, Yokosuka, Kanagawa, Japan
- [9] L. Chen and W. Heinzelman, Network Architecture to Support QoS in Mobile Ad Hoc Networks, Proceedings of ICME '04, June 2004
- [10] J. P. Sheu, C. H. Liu, S. L. Wu, and Y. C. Tseng, A Priority MAC Protocol to Support Real-Time Multimedia Traffic in Ad Hoc Networks, the special issue of ACM Wireless Networks, Jan. 2004 Vol. 10, No. 1, pp. 61-69
- [11] H. Zhai, J. Wang, X. Chen, and Y. Fang, Medium Access Control in Mobile Ad Hoc Networks: Challenges and Solutions, Wireless Communications and Mobile Computing, <http://www.eceel.ufl.edu/~zhai/publication/wcmc05mac.pdf>
- [12] C. R. Lin and J.S. Liu, QoS routing in ad hoc wireless networks, IEEE J. Selected Areas in Communications, 17, 8, Aug. 1999, 1426-1438.
- [13] L. Chen and W. Heinzelman, QoS-aware Routing Based on Bandwidth Estimation for Mobile Ad Hoc Networks, IEEE JSAC, Special Issue on Wireless Ad Hoc Networks, Vol. 23, No. 3, March 2005
- [14] Shigang Chen and Klara Nahrstedt, A Distributed Quality-of-Service Routing in Ad-Hoc Networks, IEEE JSAC, Special Issue on Ad-Hoc Networks, 1999.
- [15] Ruy de Oliveira and Torsten Braun, TCP in wireless mobile ad hoc networks, Technical Report IAM-02-003, University of Berne, July 2002
- [16] H. Zhai, X. Chen, and Y. Fang, How Well Can the IEEE 802.11 Wireless LAN Support Quality of Service?, IEEE Transaction on Wireless Communications, 2004
- [17] S. Blake, An architecture for differentiated services, IETF RFC2475, December 1998
- [18] R. Braden, D. Clark, and S. Shenker, Integrated service in the Internet architecture: an overview, IETF RFC 1663, June 1994
- [19] D. A. Tran, K. A. Hua, and T. T. Do, A peer-to-peer architecture for media streaming, in IEEE J. Select. Area in Comm., Vol. 22, Jan. 2004.
- [20] Xuefei Li, Lautie Cuthbert, Multipath QoS Routing of Supporting DiffServ in Mobile Ad Hoc Networks, SNPD 2005, Maryland, USA, 2005