



HAL
open science

Stochastic Geometry and Wireless Networks, Volume I - Theory

François Baccelli, Bartłomiej Błaszczyszyn

► **To cite this version:**

François Baccelli, Bartłomiej Błaszczyszyn. Stochastic Geometry and Wireless Networks, Volume I - Theory. Baccelli, F. and Błaszczyszyn, B., 1, pp.148, 2009. inria-00403039v1

HAL Id: inria-00403039

<https://inria.hal.science/inria-00403039v1>

Submitted on 9 Jul 2009 (v1), last revised 4 Dec 2009 (v4)

HAL is a multi-disciplinary open access archive for the deposit and dissemination of scientific research documents, whether they are published or not. The documents may come from teaching and research institutions in France or abroad, or from public or private research centers.

L'archive ouverte pluridisciplinaire **HAL**, est destinée au dépôt et à la diffusion de documents scientifiques de niveau recherche, publiés ou non, émanant des établissements d'enseignement et de recherche français ou étrangers, des laboratoires publics ou privés.

Stochastic Geometry and Wireless Networks

Volume I

THEORY

François Baccelli and Bartłomiej Błaszczyszyn
INRIA & Ecole Normale Supérieure, 45 rue d'Ulm, Paris.

Paris, July, 2009

This is the preliminary version of a monograph to be published by *Foundations and Trends*® *in Networking*, NOW Publishers. This monograph is based on the lectures and tutorials of the authors at Université Paris 6 since 2005, Eurandom (Eindhoven, The Netherlands) in 2005, Performance 05 (Juan les Pins, France), MIRNUGEN (La Pedrera, Uruguay) and Ecole Polytechnique (Palaiseau, France) in 2007. This working version was compiled July 9, 2009.

To Béatrice and Mira.

Preface

A wireless communication network can be viewed as a collection of nodes, located in some domain, which can in turn be transmitters or receivers (depending on the considered network, nodes will be mobile users, base stations in a cellular network, access points of a WiFi mesh etc.). At a given time, some nodes simultaneously transmit, each toward its own receiver. Each transmitter–receiver pair requires its own wireless link. The signal received from the link transmitter is jammed by the signals received from the other transmitters. Even in the simplest model where the signal power radiated from a point decays in an isotropic way with Euclidean distance, the geometry of the node location plays a key role since it determines the *signal to interference and noise ratio* (SINR) at each receiver and hence the possibility of establishing simultaneously this collection of links at a given bit rate. The interference seen by a receiver is the sum of the signal powers received from all transmitters, except its own transmitter.

Stochastic geometry provides a natural way of defining and computing macroscopic properties of such networks, by averaging over all potential geometrical patterns for the nodes, in the same way as queuing theory provides response times or congestion, averaged over all potential arrival patterns within a given parametric class.

Modeling wireless communication networks in terms of stochastic geometry seems particularly relevant for large scale networks. In the simplest case, it consists in treating such a network as a snapshot of a stationary random model in the whole Euclidean plane or space and analyzing it in a probabilistic way. In particular the locations of the network elements are seen as the realizations of some point processes. When the underlying random model is ergodic, the probabilistic analysis also provides a way of estimating *spatial averages* which often capture the key dependencies of the network performance characteristics (connectivity, stability, capacity, etc.) in function of a relatively small number of parameters, which are typically the densities of the underlying point processes and the parameters of the involved protocols. By spatial average, we mean an empirical average made over a large collection of 'locations' in the considered domain; depending on the cases, these locations will simply be certain points of the domain, or nodes located in the domain, or even nodes on a certain route defined on this domain. These various kinds of spatial averages will be defined in precise terms in the monograph. This is a very natural approach e.g. for

ad hoc networks, or more generally to describe user positions, when these are best described by random processes. But it can also be applied to represent both irregular and regular network architectures as observed in cellular wireless networks. In all these cases, such a space average is performed on a large collection of nodes of the network executing some common protocol and considered at some common time when one takes a snapshot of the network. Simple instances of such averages could be the fraction of nodes which transmit, the fraction of space which is covered or connected, the fraction of nodes which transmit their packet successfully, or the average geographic progress obtained by a node forwarding a packet towards some destination. This is rather new to classical performance evaluation, compared to time averages.

Stochastic geometry, which we use as a tool for the evaluation of such spatial averages, is a rich branch of applied probability particularly adapted to the study of random phenomena on the plane or in higher dimension. It is intrinsically related to the theory of point processes. Initially its development was stimulated by applications to biology, astronomy and material sciences. Nowadays, it is also used in image analysis and in the context of communication networks. In this latter case, its role is similar to this played by the theory of point processes on the real line in classical queuing theory.

The use of stochastic geometry for modeling communication networks is relatively new. The first papers appeared in the engineering literature shortly before 2000. One can consider Gilbert's paper of 1961 ([Gilbert 1961](#)) both as the first paper on continuum and Boolean percolation and as the first paper on the analysis of the connectivity of large wireless networks by means of stochastic geometry. Similar observations can be made on ([Gilbert 1962](#)) concerning Poisson–Voronoi tessellations. The number of papers using some form of stochastic geometry is increasing fast. One of the most important observed trends is to better take into account specific mechanisms of wireless communications in these models.

Time averages have been classical objects of performance evaluation since the work of Erlang (1917). Typical examples are the random delay to transmit a packet from a given node, the number of time steps required for a packet to be transported from source to destination on some multihop route, the frequency with which a transmission is not granted access due to some capacity limitations, etc. A classical reference on the matter is ([Kleinrock 1975](#)). These time averages will be studied here either on their own or in conjunction with space averages. The combination of the two types of averages unveils interesting new phenomena and leads to challenging mathematical questions. As we will see, the order in which the time and the space averages are performed matters and each order has a different physical meaning.

This monograph surveys recent results of this approach and is structured in two volumes. Volume I focuses on the theory of spatial averages and contains three parts. Part I in Volume I provides a compact survey on *classical* stochastic geometry models. Part II in Volume I focuses on *SINR stochastic geometry*. Part III in Volume I is an appendix which contains mathematical tools used throughout the monograph. Volume II bears on more practical wireless network modeling and performance analysis. It is in this volume that the interplay between wireless communications and stochastic geometry is the deepest and that the time-space framework alluded to above is the most important. The aim is to show how stochastic geometry can be used in a more or less systematic way to analyze the phenomena that arise in this context. Part IV in Volume II is focused on medium access control (MAC). We study MAC protocols used in mobile ad hoc networks (MANETs) and in cellular networks. Part V in Volume II discusses the use of stochastic geometry for the quantitative analysis of routing algorithms in MANETs. Part VI in Volume II gives a concise summary of wireless communication principles and of the network architectures considered in the

monograph. This part is self contained and readers not familiar with wireless networking might either read it before reading the monograph itself, or refer to it when needed.

Here are some comments on what the reader will obtain from studying the material contained in this monograph and on the possible ways of reading it.

For readers with a background in applied probability, this monograph is expected to provide a direct access to an emerging and fast growing branch of spatial stochastic modeling (see e.g. the proceedings of conferences such as IEEE Infocom, ACM Sigmetrics, ACM Mobicom, etc. or the special issue (Haenggi, Andrews, Baccelli, Dousse, and Franceschetti 2009)). By mastering the basic principles of wireless links and of the organization of communications in a wireless network, as summarized in Volume II and already alluded to in Volume I, these readers will be granted access to a rich field of new questions with high practical interest. SINR stochastic geometry opens new and interesting mathematical questions. The two categories of objects studied in Volume II, namely medium access and routing protocols, have a large number of variants and of implications. Each of these could give birth to a new stochastic model to be understood and analyzed. Even for classical models of stochastic geometry, the new questions stemming from wireless networking often provide an original viewpoint. A typical example is that of route averages associated with a Poisson point process as discussed in Part V in Volume II. Reader already knowledgeable in basic stochastic geometry might skip Part I in Volume I and follow the path:

Part II in Volume I \Rightarrow Part IV in Volume II \Rightarrow Part V in Volume II,

using Part VI in Volume II for understanding the physical meaning of the examples pertaining to wireless networks.

For readers with a main interest in wireless network design, the monograph is expected to offer a new and comprehensive methodology for the performance evaluation of large scale wireless networks. This methodology consists in the computation of both time and space averages within a unified setting which inherently addresses the scalability issue in that it poses the problems in an infinite domain/population case from the very beginning. We show that this methodology has the potential of providing both qualitative and quantitative results.

- Some of the most important qualitative results pertaining to these infinite population models are in terms of *phase transitions*. A typical example bears on the conditions under which the network is spatially connected. Another type of phase transition bears on the conditions under which the network delivers packets in a finite mean time for a given medium access and a given routing protocol. As we shall see, these phase transitions allow one to understand how to tune the protocol parameters to ensure that the network is in the desirable "phase" (i.e. well connected and with small mean delays). Other qualitative results are in terms of scaling laws: for instance, how do the overhead or the end-to-end delay on a route scale with the distance between the source and the destination, or with the density of nodes?
- Quantitative results are often in terms of closed form expressions for both time and space averages, and this for each variant of the involved protocols. The reader will hence be in a position to discuss and compare various protocols and more generally various wireless network organizations. Here are typical questions addressed and answered in Volume II: is it better to improve on Aloha by using a collision avoidance scheme of the CSMA type or by using a channel-aware extension of Aloha? Is Rayleigh fading beneficial or detrimental when using a given MAC scheme?

How does geographic routing compare to shortest path routing in a mobile ad hoc network? Is it better to separate the medium access and the routing decisions or to perform some cross layer joint optimization?

The reader with a wireless communication could either read the monograph from the beginning to the end, or start with Volume II i.e. follow the path

Part **IV** in Volume II \Rightarrow Part **V** in Volume II \Rightarrow Part **II** in Volume I

and use Volume I when needed to find the mathematical results which are needed to progress through Volume I.

We conclude with some comments on what the reader will *not* find in this monograph:

- We will not discuss statistical questions and give no measurement based validation of certain stochastic assumptions used in the monograph: e.g. when are Poisson-based models justified? When should one rather use point processes with some repulsion or attraction? When is the stationarity/ergodicity assumption valid? Our only aim will be to show what can be done with stochastic geometry when assumptions of this kind can be made.
- We will not go beyond SINR models either. It is well known that considering interference as noise is not the only possible option in a wireless network. Other options (collaborative schemes, successive cancellation techniques) can offer better rates, though at the expense of more algorithmic overhead and the exchange of more information between nodes. We believe that the methodology discussed in this monograph has the potential of analyzing such techniques but we decided not to do this here.

Here are some final technical remarks. Some sections, marked with a * sign, can be skipped at the first reading as their results are not used in what follows; The index, which is common to the two volumes, is designed to be the main tool to navigate within and between the two volumes.

Acknowledgments

The authors would like to express their gratitude to Dietrich Stoyan, who first suggested them to write a monograph on this topic, and to Daryl Daley for his valuable comments on the manuscript and his help in improving it in many ways. They would also like to thank the anonymous reviewer for his suggestions, particularly so concerning the two volume format. They also thank Paola Bermolen, Pierre Brémaud, Srikant Iyer, Mohamed Karray, Omid Mirsadeghi, Paul Muhlethaler Barbara Staehle and Patrick Thiran for their comments on various parts of the manuscript.

Preface to Volume I

This volume focuses on the theory and contains three parts.

Part **I** provides a compact survey on *classical* stochastic geometry models. The basic models defined in this part will be used and extended throughout the whole monograph, and in particular to SINR based models. Note however that these classical stochastic models can be used in a variety of contexts which go much beyond the modeling of wireless networks. Chapter **1** reviews the definition and basic properties of Poisson point processes in the Euclidean space. We review key operations on Poisson point processes (thinning, superposition, displacement) as well as key formulas like Campbell’s formula. Chapter **2** is focused on properties of the spatial shot noise process: its continuity properties, its Laplace transform, its moments etc. Both additive and max shot noise processes are studied. Chapter **3** bears on coverage processes, and in particular on the Boolean model. Its basic coverage characteristics are reviewed. We also give a brief account of its percolation properties. Chapter **4** studies random tessellations with a main focus on Poisson–Voronoi tessellations and cells. We also discuss various random objects associated with bivariate point processes like for instance the set of points of the first point process that fall in a Voronoi cell w.r.t. the second point process.

Part **II** focuses on the stochastic geometry of SINR. The key new stochastic geometry model can be described as follows: consider a marked point process of the Euclidean space, where the mark of a point is a positive random variable that represents its “transmission power”. The SINR cell of a point is then defined as the region of the space where the reception power from this point is larger than an affine function of the interference power. Chapter **5** analyzes a few basic stochastic geometry questions pertaining to such SINR cells in the case with independent marks, such as the volume and the shape of the typical cell. Chapter **6** focuses on the complex interactions that exist between cells. In Chapter **8**, we study the impact of interferences on the connectivity of large-scale mobile ad hoc networks using percolation theory on the SINR graph.

Part **III** is an appendix which contains mathematical tools used throughout the monograph.

It was our choice not to cover Gibbs point processes and the random closed sets that one can associate

to them. And this in spite of the fact that these point processes already seem to be quite relevant within this wireless network context (see the bibliography of Chapter 17 in Volume II for instance). There are two main reasons for this decision: first, these models are rarely amenable to closed form analysis, at least in the case of systems with randomly located nodes as the ones considered here; second and more importantly, the amount of additional material needed to cover this part of the theory was not compatible with the format retained here.

Contents of Volume I

Preface	iii
Preface to Volume I	vii
Contents of Volume I	ix
Part I Classical Stochastic Geometry	1
1 Poisson Point Process	3
1.1 Definition and Characterizations	3
1.2 Laplace Functional	6
1.3 Operations Preserving the Poisson Law	8
1.4 Palm Theory	13
1.5 Strong Markov Property	16
1.6 Stationarity and Ergodicity	17
1.7 Extensions	22
2 Marked Point Processes and Shot-Noise Fields	23
2.1 Marked Point Processes	23
2.2 Shot-Noise	29
2.3 Interference Field as Shot-Noise	32
2.4 Extremal Shot-Noise	40
3 Boolean Model	43
3.1 Boolean Model as a Coverage Process	43
3.2 Boolean Model as a Connectivity Model	50
4 Voronoi Tessellation	57

4.1	Introduction	57
4.2	The Inverse Formula of Palm Calculus	58
4.3	The Neveu Exchange Formula	60
4.4	Neighbors in the Voronoi Tessellation, Delaunay Triangulation	62
4.5	The Voronoi Tessellation Model for Cellular Access Networks	63
Bibliographical notes on Part I		67
 Part II Signal-to-Interference Ratio Stochastic Geometry		69
5	Signal-to-Interference Ratio Cells	71
5.1	Introduction	71
5.2	The Signal-to-Interference Ratio Cell is Well-Defined	72
5.3	Standard Stochastic Scenario and First Order Cell Characteristics	72
5.4	Fading in Signal-to-Interference Ratio Cell and Higher Order Characteristics	75
5.5	Noise or Interference Limited Cell: Towards a Boolean or Voronoi Shape	76
6	Interacting Signal-to-Interference Ratio Cells	89
6.1	Introduction	89
6.2	Constraints on Cell Intersections	90
6.3	Stochastic Scenarios and Coverage Probabilities	91
6.4	Joint Point-Coverage Probability	91
7	Signal-to-Interference Ratio Coverage	93
7.1	Introduction	93
7.2	Typical Cell of the Coverage Process	94
7.3	Nearest Transmitter Cell	95
7.4	Ξ_{SINR} as a Random Closed Set	96
7.5	The Coverage Process Characteristics	99
8	Signal-to-Interference Ratio Connectivity	105
8.1	Introduction	105
8.2	Signal-to-Interference Ratio Graph	105
8.3	Percolation of the Signal-to-Interference Ratio Connectivity Graph	106
Bibliographical notes on Part II		111
 Part III Appendix: Mathematical Complements		113
9	Higher Order Moment Measures of a Point Process	115
9.1	Higher Order Moment Measures	115
9.2	Palm Measures	116
10	Stationary Marked Point Processes	119

10.1	Marked Point Processes	119
10.2	Palm–Matthes Distribution of a Marked Point Process	120
11	Fairness and Optimality	123
12	Lemmas on Fourier Transforms	125
12.1	Fourier Transforms	125
12.2	Lemmas	125
13	Graph Theoretic Notions	131
13.1	Minimum Spanning Tree	131
14	Discrete Percolation	135
14.1	Bond percolation on \mathbb{Z}^d	135
14.2	Independent Site Percolation	138
	Bibliography	141
	Table of Notation	143
	Index	145

Part I

Classical Stochastic Geometry

The most basic object studied in classical stochastic geometry are multidimensional point processes, which are covered in Chapter 1, with a special emphasis on the most prominent one, the Poisson point process. Our default observation space in this part will be the Euclidean space \mathbb{R}^d of dimension $d \geq 1$. Even if for most of the applications studied later, the plane \mathbb{R}^2 (2D) suffices, it is convenient to formulate some results in 3D or 4D (e.g. to consider time and space).

Shot noise fields, which are used quite naturally to represent interference fields, are studied in Chapter 2. Chapter 3 is focused on coverage processes, with the particularly important special case of the Boolean model. Chapter 4 bears on Voronoi tessellations and Delaunay graphs, which are useful in a variety of contexts in wireless network modeling. These basic tools will be needed for analyzing the SINR models stemming from wireless communications to be analyzed from Part II on. They will be instrumental for analyzing spatio-temporal models when combined with Markov process techniques.

1

Poisson Point Process

Consider the d dimensional Euclidean space \mathbb{R}^d . A spatial *point process* (p.p.) Φ is a random, finite or countably-infinite collection of points in the space \mathbb{R}^d , without accumulation points.

One can consider any given realization ϕ of a point process as a discrete subset $\phi = \{x_i\} \subset \mathbb{R}^d$ of the space. It is often more convenient to think of ϕ as a *counting measure* or a point measure $\phi = \sum_i \varepsilon_{x_i}$ where ε_x is the *Dirac measure* at x ; for $A \subset \mathbb{R}^d$, $\varepsilon_x(A) = 1$ if $x \in A$ and $\varepsilon_x(A) = 0$ if $x \notin A$. Consequently, $\phi(A)$ gives the number of “points” of ϕ in A . Also, for all real functions f defined on \mathbb{R}^d , we have $\sum_i f(x_i) = \int_{\mathbb{R}^d} f(x) \phi(dx)$. We will denote by \mathbb{M} the set of all point measures that do not have accumulation points in \mathbb{R}^d . This means that any $\phi \in \mathbb{M}$ is locally finite, that is $\phi(A) < \infty$ for any bounded $A \subset \mathbb{R}^d$ (a set is bounded if it is contained in a ball with finite radius).

Note that a p.p. Φ can be seen as a stochastic process $\Phi = \{\Phi(A)\}_{A \in \mathcal{B}}$ with state space $\mathbb{N} = \{0, 1, \dots\} \ni \Phi(A)$ and where the index A runs over bounded subsets of \mathbb{R}^d . Moreover, as for “usual” stochastic processes, the *distribution of a p.p. is entirely characterized by the family of finite dimensional distributions* $(\Phi(A_1), \dots, \Phi(A_k))$, where A_1, \dots, A_k run over the bounded subsets of \mathbb{R}^d .¹

1.1 Definition and Characterizations

1.1.1 Definition

Let Λ be a locally finite non-null measure on \mathbb{R}^d .

Definition 1.1.1. The *Poisson point process* Φ of intensity measure Λ is defined by means of its finite-dimensional distributions:

$$\mathbf{P}\left\{\Phi(A_1) = n_1, \dots, \Phi(A_k) = n_k\right\} = \prod_{i=1}^k \left(e^{-\Lambda(A_i)} \frac{\Lambda(A_i)^{n_i}}{n_i!} \right),$$

¹We will not discuss here the measure-theoretic foundations of p.p. theory; we remark that each time we talk about a subset B of \mathbb{R}^d or a function f defined on \mathbb{R}^d , we understand that they belong to some “nice class of subsets that can be measured” and to some “nice class of functions that can be integrated”; A similar convention is assumed for subsets of \mathbb{M} and functions defined on this space (typically, we want all events of the type $\{\mu \in \mathbb{M} : \mu(A) = k\}$, $A \subset \mathbb{R}^d$, $k \in \mathbb{N}$ to be “measurable”). See (Daley and Vere-Jones 1988) for details.

for all bounded, mutually disjoint sets $A_i; i = 1, \dots, k$. If $\Lambda(dx) = \lambda dx$ is a multiple of Lebesgue measure (volume) in \mathbb{R}^d , we call Φ a *homogeneous Poisson p.p.* and λ is its intensity parameter.

It is not evident that such a point process exists. Later we will show how it can be constructed. Suppose for the moment that it does exist. Here are a few immediate observations made directly from the above definition:

- Φ is a Poisson p.p., if and only if for all bounded, mutually disjoint $A_i \subset \mathbb{R}^d; i = 1, \dots, k$, $(\Phi(A_1), \dots, \Phi(A_k))$ is a vector of independent Poisson random variables of parameter $\Lambda(A_i), \dots, \Lambda(A_k)$, respectively. In particular, $\mathbf{E}(\Phi(A)) = \Lambda(A)$, for all A .
- Let W be some bounded *observation window* and let A_1, \dots, A_k be some partition of this window: $A_i \cap A_j = \emptyset$ for $j \neq i$ and $\bigcup_i A_i = W$. For all $n, n_1, \dots, n_k \in \mathbb{N}$ with $\sum_i n_i = n$,

$$\mathbf{P}\{\Phi(A_1) = n_1, \dots, \Phi(A_k) = n_k \mid \Phi(W) = n\} = \frac{n!}{n_1! \dots n_k!} \frac{1}{\Lambda(W)^n} \prod_i \Lambda(A_i)^{n_i}. \quad (1.1)$$

The above conditional distribution is the multinomial distribution. This last property shows that given there are n points in the window W , these points are independently and identically distributed (i.i.d.) in W according to the law $\frac{\Lambda(\cdot)}{\Lambda(W)}$.

Example 1.1.2 (Locations of nodes in mobile ad hoc network). Assume that nodes (users), who are supposed to constitute an ad-hoc network (see Section 24.3.1 in Volume II), arrive at some given region W (a subset of the plane or the 3D space) and independently take their locations in W at random according to some probability distribution $a(\cdot)$. This means that each user chooses location dx with probability $a(dx)$; the uniform distribution corresponds to a “homogeneous” situation and non-uniform distributions allow to model e.g. various “hot spots”. Then, in view of what was said above, the configuration of n users of this ad-hoc network coincides in law with the conditional distribution of the Poisson p.p. Φ with intensity $\Lambda(dx)$ proportional to $a(dx)$ on W , given $\Phi(W) = n$.

Suppose now that one does not want to fix a priori the exact number of nodes in the network, but only the “average” number $A(dx)$ of nodes per dx is known. In such a situation it is natural to assume that the locations of nodes in W are modeled by the atoms of the (non-conditioned) Poisson process with intensity $\Lambda(dx) = A(dx)$; ².

The observation about conditional distribution suggests a first construction of the Poisson p.p. in a bounded window; sample a Poisson random variable of parameter $\Lambda(W)$ and if the outcome is n , sample n i.i.d. random variables with distribution $\frac{\Lambda(\cdot)}{\Lambda(W)}$ on W . The extension of the construction to the whole space \mathbb{R}^d can then be done by considering a countable partition of \mathbb{R}^d into bounded windows and an independent generation of the Poisson p.p. in each window. We will return to this idea in § 1.2. Before this, we give more terminology and other characterizations of the Poisson p.p.

²One can make the story of nodes arriving to W more complete. Assuming a spatio-temporal Poisson arrival process of nodes, independent Markovian mobility of each node and independent exponential sojourn time of each node in the network before its departure one obtains a spatial birth-and-death process with migrations, who has Poisson p.p. as its stationary (in time) distribution; see (Serfozo 1999, Ch.9)

1.1.2 Characterization by the Form of the Distribution

- Say that Φ has a *fixed atom* at x_0 if $\mathbf{P}\{\Phi(\{x_0\}) > 0\} > 0$.
- Call a p.p. Φ *simple* if $\mathbf{P}\{\Phi(\{x\}) = 0 \text{ or } 1 \text{ for all } x\} = 1$; i.e., if with probability 1, $\Phi = \sum_i \varepsilon_{x_i}$, where the points $\{x_i\}$ are pairwise different.

Proposition 1.1.3. Let Φ be a Poisson p.p. with intensity measure Λ .

- Φ has a fixed atom at $\{x_0\}$ if and only if Λ has an atom at $x_0 \in \mathbb{R}^d$ (i.e. $\Lambda(\{x_0\}) > 0$).
- A Poisson p.p. Φ is simple if Λ is non-atomic, i.e. admits a density with respect to Lebesgue measure in \mathbb{R}^d .

Proof. The first part is easy, it follows directly from Definition 1.1.1. The second part can be proved using the conditioning (1.1) along the following lines. Let us take a bounded subset $A \subset \mathbb{R}^d$.

$$\begin{aligned} & \mathbf{P}\{\Phi \text{ is simple in } A\} \\ &= \sum_{n=2}^{\infty} \mathbf{P}\{\Phi(A) = n\} \mathbf{P}\{\text{all } n \text{ points of } \Phi \text{ are distinct} \mid \Phi(A) = n\} \\ &= \sum_{n=2}^{\infty} e^{-\Lambda(A)} \frac{(\Lambda(A))^n}{n!} \frac{1}{(\Lambda(A))^n} \int \dots \int_{A^n} \mathbb{1}(x_j \text{ distinct}) \Lambda(dx_1) \dots \Lambda(dx_n) = 1. \end{aligned}$$

We conclude the proof that $\mathbf{P}\{\Phi \text{ is simple}\} = 1$ by considering an increasing sequence of bounded sets $A_k \nearrow \mathbb{R}^d$ and using the monotone convergence theorem. □

We now give two characterizations of the Poisson p.p. based on the form of the distribution of the variable $\Phi(A)$ for all A .

Theorem 1.1.4. Φ is a Poisson p.p. if and only if \exists a locally finite measure Λ on \mathbb{R}^d such that for all bounded A , $\Phi(A)$ is a Poisson random variable (r. v.) with parameter $\Lambda(A)$.

Proof. The proof, is based on the following fact that can be proved using moment generating functions (cf. (Daley and Vere-Jones 1988, Lemma 2.3.I)). Suppose (X, X_1, \dots, X_n) is a random vector with Poisson marginal distributions and such that $X = \sum_{i=1}^n X_i$. Then X_1, \dots, X_n are mutually independent. □

Theorem 1.1.5. Suppose that Φ is a simple p.p. Then Φ is a Poisson p.p. if and only if \exists a locally finite non-atomic measure Λ such that for any subset A , $\mathbf{P}\{\Phi(A) = 0\} = e^{-\Lambda(A)}$.

Proof. This is a consequence of a more general result saying that the distribution of the p.p. is completely defined by its *void probabilities*; see (Kallenberg 1983, Th. 3.3) for more details. □

1.1.3 Characterization by Complete Independence

Definition 1.1.6. One says that the p.p. Φ has the property of *complete independence* if for any finite family of bounded subsets A_1, \dots, A_k that are mutually disjoint, the random variables $\Phi(A_1), \dots, \Phi(A_k)$ are independent.

Theorem 1.1.7. Suppose that Φ is a p.p. without fixed atoms. Then Φ is a Poisson p.p. if and only if

- (1) Φ is simple and
- (2) Φ has the property of complete independence.

Proof. The necessity follows from Proposition 1.1.3. For sufficiency, one shows that the measure $\Lambda(A) = -\log(\mathbf{P}\{\Phi(A) = 0\})$ satisfies the assumptions of Proposition 1.1.5. (cf. (Kallenberg 1983, Section 2.1)). \square

1.2 Laplace Functional

Definition 1.2.1. The *Laplace functional* \mathcal{L} of a p.p. Φ is defined by the following formula

$$\mathcal{L}_\Phi(f) = \mathbf{E} \left[e^{-\int_{\mathbb{R}^d} f(x) \Phi(dx)} \right],$$

where f runs over the set of all non-negative functions on \mathbb{R}^d .

Note that the Laplace functional completely characterizes the distribution of the p.p. Indeed, for $f(x) = \sum_{i=1}^k t_i \mathbf{1}(x \in A_i)$

$$\mathcal{L}_\Phi(f) = \mathbf{E} \left[e^{-\sum_i t_i \Phi(A_i)} \right]$$

is (seen as a function of the vector (t_1, \dots, t_k)) the joint Laplace functional of the random vector $(\Phi(A_1), \dots, \Phi(A_k))$, which is known to characterize its distribution. When A_1, \dots, A_k run over all bounded subsets of the space, one obtains a characterization of all finite-dimensional distributions of the p.p.

Here is a very useful characterization of the Poisson p.p. by its Laplace functional.

Proposition 1.2.2. The Laplace functional of the Poisson p.p. of intensity measure Λ is

$$\mathcal{L}_\Phi(f) = e^{-\int_{\mathbb{R}^d} (1 - e^{-f(x)}) \Lambda(dx)}. \quad (1.2)$$

Proof. For a given non-negative function $f(x)$, consider the function $g(x) = f(x) \mathbf{1}(x \in A)$, where $A \in \mathcal{B}$ is bounded. We have

$$\begin{aligned} \mathcal{L}_\Phi(g) &= e^{-\Lambda(A)} \sum_{n=0}^{\infty} \frac{(\Lambda(A))^n}{n!} \frac{1}{(\Lambda(A))^n} \int_{A^n} \dots \int e^{-\sum_{i=1}^n f(x_i)} \Lambda(dx_1) \dots \Lambda(dx_n) \\ &= e^{-\Lambda(A)} \sum_{n=0}^{\infty} \frac{1}{n!} \left(\int_A e^{-f(x)} \Lambda(dx) \right)^n = e^{-\int_{\mathbb{R}^d} (1 - e^{-g(x)}) \Lambda(dx)}. \end{aligned}$$

We conclude the proof by considering an increasing sequence of bounded sets $A_k \nearrow \mathbb{R}^d$ and using the monotone convergence theorem. \square

Taking $f(x) = sg(x)$ with $s \geq 0$ and with $g(\cdot) \geq 0$ in (1.2) and differentiating w.r.t. s at $s = 0$, we get

$$\mathbf{E} \int_{\mathbb{R}^d} f(x) \Phi(\mathrm{d}x) = \int_{\mathbb{R}^d} f(x) \Lambda(\mathrm{d}x). \quad (1.3)$$

Construction of the Poisson p.p. in a bounded window Given an intensity measure Λ and a bounded subset W of the space consider the following *independent* random objects $\{N, X_1, X_2, \dots\}$ where

- N is a Poisson r. v. with parameter $\Lambda(W)$,
- X_1, X_2, \dots are identically distributed random vectors (points) taking values in $W \subset \mathbb{R}^d$ with $\mathbf{P}\{X_1 \in \cdot\} = \Lambda(\cdot)/\Lambda(W)$.

In connection with the remark at the end of §1.1.1, we show below using Laplace functionals that $\Phi = \sum_{k=1}^N \varepsilon_{X_k}$ is a Poisson p.p. with intensity measure $\Lambda|_W(\cdot) = \Lambda(\cdot \cap W)$, the restriction of Λ to W . Evidently Φ is a random set of points in W . We now calculate the Laplace functional of Φ . For a non-negative function f , we have

$$\begin{aligned} \mathcal{L}_\Phi(f) &= \mathbf{E} \left[\mathbf{1}(N = 0) + \mathbf{1}(N > 0) e^{-\sum_{k=1}^N f(X_k)} \right] \\ &= e^{-\Lambda(W)} \sum_{k=0}^{\infty} \frac{(\Lambda(W))^k}{k!} \left(\int_W e^{-f(x)} \frac{\Lambda(\mathrm{d}x)}{\Lambda(W)} \right)^k \\ &= e^{-\Lambda(W) + \int_W e^{-f(x)} \Lambda(\mathrm{d}x)} = e^{-\int_W (1 - e^{-f(x)}) \Lambda(\mathrm{d}x)}, \end{aligned}$$

which shows that Φ is the announced Poisson p.p. The above construction can be extended to the whole space. We will do it in the next section.

In the following example we show that the classical definition of the Poisson p.p. in 1D, which is based on independent, exponential inter-point distances is equivalent to Definition 1.1.1 for $d = 1$.

Example 1.2.3 (Homogeneous Poisson p.p. in 1D). Consider a Poisson p.p. $\Phi = \sum_k \varepsilon_{S_k}$ on the real line \mathbb{R} with intensity measure λdx , where $0 < \lambda < \infty$. Assume that the atoms of Φ are numbered in such a way that $S_{k-1} < S_k$ for $k \in \mathbb{Z}$ (by Proposition 1.1.3 the atoms of Φ are pairwise different) and $S_1 = \max\{x > 0 : \Phi((0, x)) = 0\}$ is the first atom of Φ in the open positive half-line $(0, \infty)$. We will show that $\{S_k\}$ can be constructed as a renewal process with exponential holding times, i.e., $S_k = \sum_{i=1}^k F_i$ for $k \geq 1$ and $S_k = -\sum_{i=k}^0 F_i$ for $k \leq 0$, where $\{F_k : k = \dots, -1, 0, 1, \dots\}$ is a sequence of independent, identically distributed exponential random variables. Indeed, $\mathbf{P}\{F_1 > t\} = \mathbf{P}\{S_1 > t\} = \mathbf{P}\{\Phi((0, t]) = 0\} = e^{-\lambda t}$ so $S_1 = F_1$ is exponential random variable with parameter λ . By the the strong Markov property (Proposition 1.5.3), for all $k \geq 2$,

$$\begin{aligned} \mathbf{P}\{F_k > t | F_1, \dots, F_{k-1}\} &= \mathbf{P}\{S_k - S_{k-1} > t | S_1, \dots, S_{k-1}\} \\ &= \mathbf{P}\{S_k - S_{k-1} > t | S_{k-1}\} \\ &= \mathbf{P}\{\Phi((S_{k-1}, S_{k-1} + t]) = 0 | S_{k-1}\} \\ &= e^{-\lambda t} \end{aligned}$$

and similarly for $k \leq 0$, with $\{F_k\}_{k \leq 0}$ and $\{F_k\}_{k \geq 1}$ being independent.

Remark: In the last example, we have evaluated the probabilities of the events of the form $\{S_1 > t\}$, $\{S_k - S_{k-1} > t\}$. This was done under the tacit assumption that in the representation $\Phi = \sum_k \varepsilon_{S_k}$, the variables $\{S_k\}$ are *random variables*, i.e.; that the corresponding events belong to the “nice class” of events whose probabilities can be measured. This is true in this particular case and, more generally, points of any p.p. Φ can always be numbered in such a way that the location of the point with a given number is a random variable (see (Kallenberg 1983)). In what follows, we will assume that $\{x_k\}$ are random variables any time we will be using a representation of the form $\Phi = \sum_k \varepsilon_{x_k}$.

1.3 Operations Preserving the Poisson Law

1.3.1 Superposition

Definition 1.3.1. The superposition of point processes Φ_k is defined as the sum $\Phi = \sum_k \Phi_k$.

Note that the summation in the above definition is understood as the summation of (point) measures. It always defines a point measure, which however, in general, might not be locally finite (we do not assume the last sum to have finitely many terms). Here is a very crude, but useful condition for this to not happen.

Lemma 1.3.2. The superposition $\Phi = \sum_k \Phi_k$ is a p.p. if $\sum_k \mathbf{E}[\Phi_k(\cdot)]$ is a locally finite measure.

A refined sufficient condition may be found by the Borel–Cantelli lemma.

Proposition 1.3.3. The superposition of independent Poisson point processes with intensities Λ_k is a Poisson p.p. with intensity measure $\sum_k \Lambda_k$ if and only if the latter is a locally finite measure.

Proof. \Rightarrow By the definition.

\Leftarrow By Lemma 1.3.2 the superposition is a p.p. One evaluates its Laplace functional as follows

$$\begin{aligned} \mathbf{E} \left[e^{-\sum_k \int_{\mathbb{R}^d} f(x) \Phi_k(dx)} \right] &= \mathbf{E} \left[\prod_k e^{-\int_{\mathbb{R}^d} f(x) \Phi_k(dx)} \right] = \prod_k e^{-\int_{\mathbb{R}^d} (1-e^{-f(x)}) \Lambda_k(dx)} \\ &= e^{-\int_{\mathbb{R}^d} (1-e^{-f(x)}) (\sum_k \Lambda_k(dx))}. \end{aligned}$$

□

Construction of Poisson p.p. on the whole space We return to the construction of the Poisson p.p. with given intensity measure Λ . Let $\{W_k\}_{k=1,\dots}$ be a countable partition of the space with W_k bounded for all k . Following the lines described in § 1.1.1, we construct in each W_k an independent copy of the Poisson p.p. with intensity measure $\Lambda_k(\cdot) = \Lambda(\cdot \cap W_k)$. By Proposition 1.3.3, $\Phi = \sum_k \Phi_k$ is a Poisson p.p. of intensity measure $\Lambda = \sum_k \Lambda_k$.

1.3.2 Thinning

Consider a function $p : \mathbb{R}^d \mapsto [0, 1]$ and a p.p. Φ .

Definition 1.3.4. The *thinning* of Φ with the *retention function* p is a p.p. given by

$$\Phi^p = \sum_k \delta_k \varepsilon_{x_k}, \quad (1.4)$$

where the random variables $\{\delta_k\}_k$ are independent given Φ , and $\mathbf{P}\{\delta_k = 1 \mid \Phi\} = 1 - \mathbf{P}\{\delta_k = 0 \mid \Phi\} = p(x_k)$.

Less formally, we can say that a realization of Φ^p can be constructed from that of Φ by randomly and independently removing some fraction of points; the probability that a given point of Φ located at x is not removed (i.e. is retained in Φ^p) is equal to $p(x)$.

It is not difficult to verify that the above construction transforms a Poisson p.p. into another Poisson p.p.

Proposition 1.3.5. The thinning of the Poisson p.p. of intensity measure Λ with the retention probability p yields a Poisson p.p. of intensity measure $p\Lambda$ with $(p\Lambda)(A) = \int_A p(x) \Lambda(dx)$.

Proof. The Laplace functional of Φ^p at $g = f1_A$ with A bounded is

$$\begin{aligned} \mathcal{L}_{\Phi^p}(g) &= e^{-\Lambda(A)} \sum_{n=0}^{\infty} \frac{(\Lambda(A))^n}{n!} \frac{1}{(\Lambda(A))^n} \int \cdots \int_{A^n} \prod_{i=1}^n \left(p(x_i) e^{-f(x_i)} + 1 - p(x_i) \right) \Lambda(dx_1) \cdots \Lambda(dx_n) \\ &= e^{-\Lambda(A)} \sum_{n=0}^{\infty} \frac{1}{n!} \left(\int_A \left(p(x) e^{-f(x)} + 1 - p(x) \right) \Lambda(dx) \right)^n = e^{-\int_{\mathbb{R}^d} (1 - e^{-g(x)}) p(x) \Lambda(dx)}. \end{aligned}$$

□

Example 1.3.6 (Aloha). A typical application is that of some mobile ad hoc network made of nodes distributed according to some Poisson point process and using Aloha as medium access control (see Chapter 24.1.2 in Volume II). The principle of this protocol is that each node tosses a coin independently of everything else to decide whether it accesses the shared wireless medium or not. The bias of this coin may depend on the local density of nodes. The last result shows that the set of transmitters is a Poisson p.p. The set of nodes which refrain transmitting is also Poisson.

Corollary 1.3.7. The restriction $\Phi|_W$ of a Poisson p.p. of intensity measure Λ to some given set W is a Poisson p.p. with intensity measure $W\Lambda = \Lambda|_W$.

1.3.3 Random Transformation of Points

Consider a probability kernel $p(x, B)$ from \mathbb{R}^d to $\mathbb{R}^{d'}$, where $d' \geq 1$.

Definition 1.3.8. The transformation Φ^p of a p.p. Φ by a probability kernel $p(\cdot, \cdot)$ is a point process in $\mathbb{R}^{d'}$ given by

$$\Phi^p = \sum_k \varepsilon_{y_k}, \quad (1.5)$$

where, the $\mathbb{R}^{d'}$ -valued random vectors $\{y_k\}_k$ are independent given Φ , with $\mathbf{P}\{y_k \in B' \mid \Phi\} = p(x_k, B')$.

In other words, Φ^p is obtained by randomly and independently displacing each point of Φ from \mathbb{R}^d to some new location in $\mathbb{R}^{d'}$ according to the kernel p . This operation preserves the Poisson p.p. property as stated in the following theorem.

Theorem 1.3.9 (Displacement Theorem). The transformation of the Poisson p.p. of intensity measure Λ by a probability kernel p is the Poisson p.p. with intensity measure $\Lambda'(A) = \int_{\mathbb{R}^d} p(x, A) \Lambda(dx)$, $A \subset \mathbb{R}^{d'}$.

Proof. The Laplace functional of Φ^p is

$$\begin{aligned} \mathcal{L}_{\Phi^p}(f) &= \mathbf{E} \exp \left[- \sum_i f(Y_i) \right] = \mathbf{E} \int_{\mathbb{R}^{d'}} \dots \int_{\mathbb{R}^{d'}} e^{-\sum_i f(y_i)} \prod_j p(X_j, dy_j) \\ &= \mathbf{E} \prod_j \int_{y_j \in \mathbb{R}^{d'}} e^{-f(y_j)} p(X_j, dy_j) \\ &= \mathbf{E} \exp \left[\sum_j \log \left(\int_{y \in \mathbb{R}^{d'}} e^{-f(y)} p(X_j, dy) \right) \right]. \end{aligned}$$

Evaluating now the Laplace functional of Φ at g with $g(x) = -\log \left(\int_{y \in \mathbb{R}^{d'}} e^{-f(y)} p(x, dy) \right)$, we get

$$\begin{aligned} \mathcal{L}_{\Phi^p}(f) = \mathcal{L}_{\Phi}(g) &= \exp \left[- \int_{\mathbb{R}^d} \left(1 - e^{\log \int_{\mathbb{R}^{d'}} e^{-f(y)} p(x, dy)} \right) \Lambda(dx) \right] \\ &= \exp \left[- \int_{\mathbb{R}^d} \left(1 - \int_{\mathbb{R}^{d'}} e^{-f(y)} p(x, dy) \right) \Lambda(dx) \right] \\ &= \exp \left[- \int_{\mathbb{R}^d} \int_{\mathbb{R}^{d'}} (1 - e^{-f(y)}) p(x, dy) \Lambda(dx) \right] \\ &= \exp \left[- \int_{\mathbb{R}^{d'}} (1 - e^{-f(y)}) \Lambda'(dy) \right]. \end{aligned}$$

□

Example 1.3.10 (Random walk and random waypoint mobility). Consider some mobile ad hoc network made of nodes initially distributed according to some Poisson p.p. Assume each nodes moves according to some discrete time, continuous state space Markov chain with kernel $p(x, dy)$ on \mathbb{R}^d . More precisely, at each time slot, each node is displaced from its initial position $x \in \mathbb{R}^d$ to a new position $y \in \mathbb{R}^d$, independently of everything else. The displacement is random and its law only depends on x .

The last result shows that the displaced points still form a Poisson p.p. The joint Laplace functional of $\Phi = \{X_i\}$ (the initial p.p.) and $\Phi' = \{Y_i\}$ (the displaced p.p.) at f, g , where f and g are positive functions, is defined as

$$\mathcal{L}_{\Phi, \Phi'}(f, g) = \mathbf{E} \left(e^{-\sum_i f(X_i) - \sum_i g(Y_i)} \right).$$

Using arguments similar to those in the last proof, one gets that

$$\begin{aligned} \mathcal{L}_{\Phi, \Phi'}(f, g) &= \exp \left[- \int_{\mathbb{R}^d} \left(1 - \int_{\mathbb{R}^d} e^{-f(x) - g(y)} p(x, dy) \right) \Lambda(dx) \right] \\ &= \exp \left[- \int_{\mathbb{R}^d} (1 - e^{-g(y)}) \Lambda'(dy) \right] \exp \left[- \int_{\mathbb{R}^d} (1 - e^{-f(x)}) \left(\int_{\mathbb{R}^d} e^{-g(y)} p(x, dy) \right) \Lambda(dx) \right]. \end{aligned}$$

This displacement scheme can of course be iterated further while preserving the Poisson property.

Notice that if the initial Poisson p.p. has an intensity measure which is 0 outside a finite window W , one can use this Markov model to 'maintain' all displaced points in W by appropriate choices of the displacement laws.

Here are a few particular cases of this general model:

- The *random walk* model is that where the displacement consists in adding to x an independent random variable D with some fixed law H on $\mathbb{R}^d \setminus \{0\}$ which does not depend on x .
- The *random waypoint* model is similar to the latter, but with the displacement equal to 0 with probability π and to a non null random vector with a fixed distribution H on $\mathbb{R}^d \setminus \{0\}$ with probability $1 - \pi$. A node either 'stops' with probability π or moves in some new direction with the complementary probability.
- The *high mobility* random walk case features a small parameter $\epsilon > 0$ and consists in adding the random variable D/ϵ , where the law of D is as above, to x to get the new position. In this case,

$$\mathcal{L}_{\Phi, \Phi'}(f, g) = \mathcal{L}_{\Phi'}(g) \exp \left[- \int_{\mathbb{R}^d} (1 - e^{-f(x)}) \left(\int_{\mathbb{R}^d \setminus \{0\}} e^{-g(x+y/\epsilon)} H(dy) \right) \Lambda(dx) \right].$$

Let us show how to use this formula to prove that for homogeneous Poisson p.p., this high mobility case leads to independence between Φ and Φ' when $\epsilon \rightarrow 0$. For this, it is enough to prove that for all functions g which tend to 0 at infinity in all directions,

$$\lim_{\epsilon \rightarrow \infty} \int_{\mathbb{R}^d} (1 - e^{-f(x)}) \left(\int_{\mathbb{R}^d \setminus \{0\}} e^{-g(x+y/\epsilon)} H(dy) \right) dx = \int_{\mathbb{R}^d} (1 - e^{-f(x)}) dx.$$

But for all x and all $y \neq 0$, $g(x + y/\epsilon)$ tends to 0 when ϵ tends to 0. This and the dominated convergence theorem allow one to conclude the proof of independence.

Notice that this independence property does not hold in the high mobility random waypoint model as defined above

Example 1.3.11 (Transformation of space). Consider a function $G : \mathbb{R}^d \mapsto \mathbb{R}^{d'}$. Note that the mapping G can be seen as a special case of a probability kernel from one space to the other, which transforms $x \in \mathbb{R}^d$ into $G(x)$ with probability 1. Suppose Φ is a Poisson p.p. with intensity measure Λ on \mathbb{R}^d . By Theorem (1.3.9), $\Phi' = \sum_k \varepsilon_{G(x_k)}$ is a Poisson p.p. on $\mathbb{R}^{d'}$ with intensity measure $\Lambda'(\cdot) = \Lambda(G^{-1}(\cdot))$.

Example 1.3.12 (Dilation). A special case of transformation \mathbb{R}^d onto itself is a *dilation* by a given factor γ : $G(x) = \gamma x$, $x \in \mathbb{R}^d$. By the above result $\Phi' = \sum_k \varepsilon_{\gamma x_k}$ is a Poisson p.p. with intensity measure $\Lambda'(A) = \Lambda(A/\gamma)$, where $A/\gamma = \{y/\gamma : y \in A\}$.

Example 1.3.13 (Homogenization). Another special case consists in finding some transformation G which makes of Φ' a homogeneous Poisson p.p. For this, assume that $\Lambda(dx) = \lambda(x)dx$ and suppose that $G(x)$ is a differentiable mapping from \mathbb{R}^d to \mathbb{R}^d , which satisfies the functional equation on \mathbb{R}^d given by

$$\lambda(x) = \lambda |J_G(x)|,$$

where λ is some constant and J_G is the Jacobian of G . Then, note that for all $A \subset \mathbb{R}^d$

$$\Lambda(G^{-1}(A)) = \int_{G^{-1}(A)} \lambda(x) dx = \int_{G^{-1}(A)} \lambda |J_G(x)| dx = \int_A \lambda dx,$$

which proves that the intensity measure of Φ' is $\Lambda'(dx) = \lambda dx$; see (Senoussi, Chadoeuf, and Allard 2000) for more details. In particular in 1D ($d = 1$), the function $G(t) = \int_0^t \lambda(s) ds$ transforms the inhomogeneous Poisson p.p. on $[0, \infty)$ into the homogeneous one of intensity (parameter) 1 on $[0, \infty)$. This construction can easily be extended to \mathbb{R} by considering the analogous transformation on the negative half-line.

Example 1.3.14 (Polar coordinates). Consider a homogeneous Poisson p.p. Φ on \mathbb{R}^2 with constant intensity λ and let $G(x) : \mathbb{R}^2 \mapsto \mathbb{R}^+ \times [0, 2\pi)$ be the mapping $G(x) = (|x|, \angle(x))$, where $\angle(x)$ is the argument of x (i.e. the angle between vector x and the OX axis). Then the transformation Φ' of Φ by $G(x)$ is a Poisson p.p. with intensity measure

$$\Lambda'([0, r), [0, \theta)) = \lambda \pi r^2 \theta / (2\pi), \quad r \geq 0, \quad 0 \leq \theta < 2\pi.$$

The point process Φ' can also be seen as Poisson p.p. on $[0, \infty)$ with intensity measure $\Lambda_T(dt) = \lambda \pi t^2$, *independently marked in the space $[0, 2\pi)$, with uniform mark distribution* (cf. § 2.1).

1.4 Palm Theory

Palm theory formalizes the notion of the conditional distribution of a general p.p. given it has a point at some location. Note that for a p.p. without a fixed atom at this particular location, the probability of the condition is equal to 0 and the basic discrete definition of the conditional probability does not apply. In this section we will outline the definition based on the Radon–Nikodym theorem.

We first define two measures associated with a general point process:

Definition 1.4.1. The *mean measure* of a p.p. Φ is the measure

$$M(A) = \mathbf{E}[\Phi(A)] \quad (1.6)$$

on \mathbb{R}^d . The *reduced Campbell measure* of Φ is the measure

$$C^!(A \times \Gamma) = \mathbf{E} \left[\int_A \mathbf{1}(\Phi - \varepsilon_x \in \Gamma) \Phi(dx) \right] \quad (1.7)$$

on $\mathbb{R}^d \times \mathbb{M}$, where \mathbb{M} denotes the set of point measures.

Note that $M(A)$ is simply the mean number of points of Φ in A . The reduced Campbell measure $C^!(A \times \Gamma)$ is a refinement of this mean measure; it gives the expected number of points of Φ in A such that when removing a particular point from Φ , the resulting configuration satisfies property Γ . The fact that one measure is a refinement of the other, or more formally, that $C^!(\cdot \times \Gamma)$ for each Γ is absolutely continuous with respect to $M(\cdot)$, allows us to express the former as an integral of some function $P_x^!$, called the Radon–Nikodym derivative, with respect to the latter:

$$C^!(A \times \Gamma) = \int_A P_x^! M(dx) \quad \text{for all } A \subset \mathbb{R}^d. \quad (1.8)$$

The function $P_x^! = P_x^!(\Gamma)$ depends on Γ . Moreover, if $M(\cdot)$ is a locally finite measure $P_x^!(\cdot)$ can be chosen as a probability distribution on \mathbb{M} for each given x .

Definition 1.4.2. Given a point process with a locally finite mean measure, the distribution $P_x^!(\cdot)$ is called the *reduced Palm distribution* of Φ given a point at x .

The following central formula of Palm calculus, which is called the *Campbell formula*, is a mere rewriting of the above definition when $f(x, \mu) = \mathbf{1}(x \in A, \mu \in \Gamma)$. Its extension to general f follows from classical monotone class arguments.

Theorem 1.4.3 (Reduced Campbell's formula). For all non-negative functions defined on $\mathbb{R}^d \times \mathbb{M}$

$$\mathbf{E} \left[\int_{\mathbb{R}^d} f(x, \Phi - \varepsilon_x) \Phi(dx) \right] = \int_{\mathbb{R}^d} \int_{\mathbb{M}} f(x, \phi) P_x^!(d\phi) M(dx). \quad (1.9)$$

One can define the (non-reduced) Campbell measure by replacing $\mathbb{1}(\Phi \in \Gamma - \varepsilon_x)$ by $\mathbb{1}(\Phi \in \Gamma)$ in (1.8) i.e.

$$C(A \times \Gamma) = \mathbf{E} \left[\int_A \mathbb{1}(\Phi \in \Gamma) \Phi(\mathrm{d}x) \right] = \mathbf{E} \left[\sum_i \mathbb{1}(x_i \in A) \mathbb{1}(\Phi \in \Gamma) \right] = \mathbf{E} \left[\Phi(A) \mathbb{1}(\Phi \in \Gamma) \right]. \quad (1.10)$$

This leads to a (non-reduced) Palm measure P_x which can also be defined by

$$P_x(\Gamma) = P_x^!(\{\phi : \phi + \varepsilon_x \in \Gamma\}).$$

We call P_x the *Palm distribution of Φ* .

Taking $f(x, \phi) = g(x, \phi + \varepsilon_x)$ and substituting in (1.9), we obtain the following (*non-reduced*) version of Campbell's formula:

$$\mathbf{E} \left[\int_{\mathbb{R}^d} g(x, \Phi) \Phi(\mathrm{d}x) \right] = \int_{\mathbb{R}^d} \int_{\mathbb{M}} g(x, \phi) P_x(\mathrm{d}\phi) M(\mathrm{d}x). \quad (1.11)$$

We now focus on Poisson point processes. Directly from Definition 1.1.1, we have:

Corollary 1.4.4. The mean measure of a Poisson p.p. is equal to its intensity measure $M(\cdot) = \Lambda(\cdot)$.

We now state a central result of the Palm theory for Poisson p.p. It makes clear why the reduced Palm distributions are more convenient in many situations.

Theorem 1.4.5 (Slivnyak's Theorem). Let Φ be a Poisson p.p. with intensity measure Λ . For Λ almost all $x \in \mathbb{R}^d$,

$$P_x^!(\cdot) = \mathbf{P}\{\Phi \in \cdot\};$$

that is, the reduced Palm distribution of the Poisson p.p. is equal to its (original) distribution.

Proof. The proof is based on a direct verification of the integral formula

$$C^!(A \times \Gamma) = \int_A \mathbf{P}\{\Phi \in \Gamma\} M(\mathrm{d}x) = \Lambda(A) \mathbf{P}\{\Phi \in \Gamma\}.$$

By Theorem 1.1.4 it is enough to prove this formula for all Γ of the form $\{\mu : \mu(B) = n\}$. For all such Γ

$$C^!(A \times \Gamma) = \mathbf{E} \left[\sum_{X_i \in A} \mathbb{1}((\Phi - \varepsilon_{X_i})(B) = n) \right].$$

If $A \cap B = \emptyset$

$$\mathbf{E} \left[\sum_{X_i \in A} \mathbb{1}(\Phi - \varepsilon_{X_i})(B) = n \right] = \mathbf{E}[\Phi(A) \mathbb{1}(\Phi(B) = n)] = \Lambda(A) \mathbf{P}\{\Phi(B) = n\}.$$

If $A \cap B \neq \emptyset$,

$$\begin{aligned} & \mathbf{E} \left[\sum_{X_i \in A} \mathbb{1}(\Phi - \varepsilon_{X_i})(B) = n \right] \\ &= \mathbf{E}[\Phi(A \setminus B) \mathbb{1}(\Phi(B) = n)] + \mathbf{E}[\Phi(B \cap A) \mathbb{1}(\Phi(B) = n + 1)] \\ &= \Lambda(A \setminus B) \mathbf{P}\{\Phi(B) = n\} + \mathbf{E}[\Phi(A \cap B) \mathbb{1}(\Phi(B \setminus A) = n - \Phi(B \cap A) + 1)]. \end{aligned}$$

But

$$\begin{aligned}
& \mathbf{E}[\Phi(B \cap A) \mathbf{1}(\Phi(B \setminus A) = n - \Phi(A \cap B) + 1)] \\
&= e^{-\Lambda(A \cap B)} \sum_{k=0}^{n+1} \left(\frac{(\Lambda(A \cap B))^k}{k!} k e^{-\Lambda(B \setminus A)} \frac{(\Lambda(B \setminus A))^{n-k+1}}{(n-k+1)!} \right) \\
&= e^{-\Lambda(B)} \sum_{k=1}^{n+1} \left(\frac{(\Lambda(A \cap B))^k}{(k-1)!} \frac{(\Lambda(B \setminus A))^{n-(k-1)}}{(n-(k-1))!} \right) \\
&= e^{-\Lambda(B)} \frac{\Lambda(A \cap B)}{n!} \sum_{k=0}^n \left(\frac{n!}{k!(n-k)!} (\Lambda(A \cap B))^k \Lambda(B \setminus A)^{n-k} \right) \\
&= \Lambda(A \cap B) e^{-\Lambda(B)} \frac{(\Lambda(B))^n}{n!} = \Lambda(A \cap B) \mathbf{P}\{\Phi(B) = n\}.
\end{aligned}$$

□

Before showing an application of the above theorem, we remark that it is often useful to see $P_x(\cdot)$ and $P_x^!(\cdot)$ as the distributions of some p.p. Φ_x and $\Phi_x^!$ called, respectively, the *Palm* and *the reduced Palm version* of Φ . One can always take $\Phi_x = \Phi_x^! + \varepsilon_x$, however for a general point process it is not clear whether one can consider both Φ and $\Phi_x, \Phi_x^!$ on one probability space, with the same probability measure \mathbf{P} . However Slivnyak's theorem implies the following result that is a popular approach to the Palm version of Poisson p.p.

Corollary 1.4.6. For Poisson p.p. Φ one can take $\Phi_x^! = \Phi$ and $\Phi_x = \Phi + \varepsilon_x$ for all $x \in \mathbb{R}^d$.

Using now the convention, according to which a p.p. is a family of random variables $\Phi = \{x_i\}_i$, which identify the locations of its atoms (according to some particular order) we can rewrite the reduced Campbell formula for Poisson p.p.

$$\mathbf{E} \left[\sum_{x_i \in \Phi} f(x_i, \Phi \setminus \{x_i\}) \right] = \int_{\mathbb{R}^d} \mathbf{E}[f(x, \Phi)] M(dx). \quad (1.12)$$

Here is one of the most typical applications of Slivnyak's theorem.

Example 1.4.7 (Distance to the nearest neighbor in Poisson p.p.). For a given $x \in \mathbb{R}^d$ and $\phi \in \mathbb{M}$, define the distance $R^*(x) = R^*(x, \phi) = \min_{x_i \in \phi} |x_i - x|$ from x to its nearest neighbor in $\phi \in \mathbb{M}$. Note that the min is well defined due to the fact that ϕ is locally finite, even if $\arg \min_{x_i \in \phi} |x_i - x|$ is not unique. Let Φ be a Poisson p.p. with intensity measure Λ and let $P_x^!$ be its reduced Palm measure given a point at x . By Slivnyak's theorem

$$P_x^!(\{\phi : R^*(x, \phi) > r\}) = \mathbf{P}\{\Phi(B_x(r)) = 0\} = e^{-\Lambda(B_x(r))},$$

where $B_x(r)$ is the (closed) ball centered at x and of radius r . Interpreting $P_x^!$ as the conditional distribution of $\Phi - \varepsilon_x$ given Φ has a point at x , the above equality means that for a Poisson p.p. Φ conditioned to have a point at x , the law of *the distance from this point to its nearest neighbor* is the same as that of *the distance from the location x to the nearest point of the non-conditioned Poisson p.p.* Note that this distance can be

equal to 0 with some positive probability if Φ has a fixed atom at x . Note that this property becomes an a.s. tautology when using the representation $\Phi_x^! = \Phi$ of the reduced Palm version of the Poisson p.p. Φ . Indeed, in this case $R^*(x, \Phi_x^!) = R^*(x, \Phi)$ trivially. The mean value of $R^*(x, \Phi)$ is equal to $\int_0^\infty e^{-\Lambda(B_x(r))} dr$. In the case of Poisson p.p. on \mathbb{R}^2 of with intensity measure λdx

$$\mathbf{E}[R^*(x, \Phi)] = \frac{1}{2\sqrt{\lambda}}. \quad (1.13)$$

A surprising fact is that the property expressed in Slivnyak's theorem characterizes Poisson point processes.

Theorem 1.4.8. Let Φ be a p.p. with a σ -finite mean measure M (i.e. there exists a countable partition of \mathbb{R}^d such that M is finite on each element of this partition). Then Φ is the Poisson p.p. with intensity measure $\Lambda = M$ if and only if

$$P_x^!(\cdot) = \mathbf{P}\{\Phi \in \cdot\}.$$

Proof. \Rightarrow By Slivnyak's theorem.

\Leftarrow By Theorem 1.1.4 it suffices to prove that for any bounded B

$$\mathbf{P}\{\Phi(B) = n\} = \mathbf{P}\{\Phi(B) = 0\} \frac{(M(B))^n}{n!}. \quad (1.14)$$

From the definition of the reduced Palm distribution with $\Gamma = \{\mu : \mu(B) = n\}$,

$$C^!(B \times \{\mu : \mu(B) = n\}) = \mathbf{E} \left[\sum_{x_i \in \Phi} \mathbf{1}(x_i \in B) \mathbf{1}(\Phi(B) = n+1) \right] = (n+1) \mathbf{P}\{\Phi(B) = n+1\}.$$

Using now the assumption that $P_x^!(\Gamma) = \mathbf{P}\{\Phi \in \Gamma\}$, for all Γ

$$C^!(B \times \Gamma) = \int_B P_x^!(\Gamma) M(dx) = \int_B \mathbf{P}\{\Phi \in \Gamma\} M(dx) = M(B) \mathbf{P}\{\Phi \in \Gamma\}.$$

Hence

$$(n+1) \mathbf{P}\{\Phi(B) = n+1\} = M(B) \mathbf{P}\{\Phi(B) = n\},$$

from which (1.14) follows. □

1.5 Strong Markov Property

Consider a point process Φ . We call $S \subset \mathbb{R}^d$ a *random compact set* (with respect to Φ) when $S = S(\Phi)$ is a compact set that is a function of the realization of Φ . We give an example in Example 1.5.2.

Definition 1.5.1. A random compact set $S(\Phi)$ is called a *stopping set* if one can say whether the event $\{S(\Phi) \subset K\}$ holds or not knowing only the points of Φ in K .

Remark: It can be show that if $S = S(\Phi)$ is a stopping set, then $S(\Phi) = S(\Phi \cap S(\Phi) \cup \phi \cap S^c(\Phi))$ for any $\phi \in \mathbb{M}$, where S^c is the complement of S .

Here is a very typical example of a stopping set.

Example 1.5.2 (k th smallest random ball). Consider the random (closed) ball $B_0(R_k^*)$ centered at the origin, with the random radius equal to the k th smallest norm of $x_i \in \Phi$; i.e., $R_k^* = R_k^*(\Phi) = \min\{r \geq 0 : \Phi(B_0(r)) = k\}$. In order to prove that $B_0(R_k^*)$ is a stopping set let us perform the following mental experiment. Given a realization of Φ and a compact set K , let us start ‘growing’ a ball $B_0(r)$ centered at the origin increasing its radius r from 0 until the moment when either (1) it accumulates k or more points or (2) it hits the complement K^c of K . If (1) happens, then $B_0(R_k^*) \subset K$. If (2) happens, then $B_0(R_k^*) \not\subset K$. In each of these cases, we have not used any information about points of Φ in K^c ; so $B_0(R_k^*) = B_0(R_k^*(\Phi))$ is a stopping set with respect to Φ .

Remark: The above example shows a very useful way to establish the stopping property: if there is a one-parameter sequence of growing compact sets which eventually leads to the construction of a random compact, then this compact is a stopping set.

Suppose now that Φ is a Poisson p.p. By the complete independence (see Definition 1.1.6) we have

$$\mathbf{E}[f(\Phi)] = \mathbf{E}\left[f\left((\Phi \cap B) \cup (\Phi' \cap B^c)\right)\right], \quad (1.15)$$

where Φ' is an independent copy of Φ .

The following result extends the above result to the case when B is a random stopping set.

Proposition 1.5.3 (Strong Markov property of Poisson p.p.). Let Φ be a Poisson p.p. and $S = S(\Phi)$ a random stopping set relative to Φ . Then (1.15) holds with B replaced by $S(\Phi)$.

Proof. The Poisson process is a Markov process. Therefore it also possesses the strong Markov property; see (Rozanov 1982, Theorem 4). \square

Example 1.5.4 (Ordering the points of a Poisson p.p. according to their norms). Let $\{R_k^* = R_k^*(\Phi)\}_{k \geq 1}$ be the sequence of norms of the points of the Poisson p.p. Φ arranged in increasing order (i.e. R_k^* is the norm of the k -th nearest point of Φ to the origin). We assume that the intensity measure Λ of Φ has a density. One can conclude from the strong Markov property of the Poisson p.p. that this sequence is a Markov chain with transition probability

$$\mathbf{P}\{R_k^* > t \mid R_{k-1}^* = s\} = \begin{cases} e^{-\Lambda(B_0(t)) - \Lambda(B_0(s))} & \text{for } t > s \\ 1 & \text{if } t \leq s. \end{cases}$$

1.6 Stationarity and Ergodicity

1.6.1 Stationarity

Throughout the section, we will use the following notation: for all $v \in \mathbb{R}^d$ and $\Phi = \sum_i \varepsilon_{x_i}$,

$$v + \Phi = v + \sum_i \varepsilon_{x_i} = \sum_i \varepsilon_{v+x_i}.$$

Definition 1.6.1. A point process Φ is *stationary* if its distribution is invariant under translation through any vector $v \in \mathbb{R}^d$; i.e. $\mathbf{P}\{v + \Phi \in \Gamma\} = \mathbf{P}\{\Phi \in \Gamma\}$ for any $v \in \mathbb{R}^d$ and Γ .

It is easy to see that

Proposition 1.6.2. A homogeneous Poisson p.p. (i.e. with intensity measure λdx for some constant $0 < \lambda < \infty$) is stationary.

Proof. This can be shown e.g. using the Laplace functional. □

It is easy to show the following properties of stationary point processes:

Corollary 1.6.3. Given a stationary point process Φ , its mean measure is a multiple of Lebesgue measure: $M(dx) = \lambda dx$.

Obviously $\lambda = \mathbf{E}[\Phi(B)]$ for any set $B \in \mathbb{R}^d$ of Lebesgue measure 1. One defines the Campbell–Matthes measure of the stationary p.p. Φ as the following measure on $\mathbb{R}^d \times \mathbb{M}$:

$$\mathcal{C}(A \times \Gamma) = \mathbf{E} \left[\int_A \mathbf{1}(\Phi - x \in \Gamma) \Phi(dx) \right] = \mathbf{E} \left[\sum_i \mathbf{1}(x_i \in A) \mathbf{1}(\Phi - x_i \in \Gamma) \right]. \quad (1.16)$$

Notice that this definition is different from that in (1.7) or in (1.10). In particular, in the last formula $\Phi - x$ is the *translation* of all atoms of Φ by the vector $-x$ (not to be confused with $\Phi - \varepsilon_x$, the subtraction of the atom ε_x from Φ).

If $\lambda < \infty$, by arguments similar to those used in Section 1.4, one can define a probability measure P^0 on \mathbb{M} , such that

$$\mathcal{C}(A \times \Gamma) = \lambda |A| P^0(\Gamma), \quad (1.17)$$

for all Γ (see § 10.2 in the Appendix).

Definition 1.6.4 (Intensity and Palm distribution of a stationary p.p.). For a stationary point process Φ , we call the constant λ described in Corollary 1.6.3 the *intensity parameter* of Φ . The probability measure P^0 defined in (1.17) provided $\lambda < \infty$ is called the *Palm–Matthes distribution* of Φ .

Again, one can interpret P^0 as conditional probability given Φ has a point at the origin (see § 10.2).

Below, we always assume $0 < \lambda < \infty$. The following formula, which will often be used in what follows, can be deduced immediately from (1.17):

Corollary 1.6.5 (Campbell–Matthes formula for a stationary p.p.). For a stationary point process Φ with finite, non-null intensity λ

$$\mathbf{E} \left[\int_{\mathbb{R}^d} g(x, \Phi - x) \Phi(dx) \right] = \lambda \int_{\mathbb{R}^d} \int_{\mathbb{M}} g(x, \phi) P^0(d\phi) dx. \quad (1.18)$$

Remark 1.6.6 (Typical point of a stationary p.p.). It should not be surprising that in the case of a stationary p.p. we actually define only one conditional distribution given a point at the origin 0. One may guess that due to translation invariance of the original distribution of the p.p. conditional distribution given a point at another location x should be somehow related to P^0 . Indeed, using formulae (1.18) and (1.11) one can prove a simple relation between P_x (as defined in Section 1.4 for a general p.p.) and P^0 . More specifically, taking $g(x, \phi) = \mathbb{1}(\phi + x \in \Gamma)$ we obtain

$$\int_{\mathbb{R}^d} P_x \{ \phi : \phi \in \Gamma \} dx = \int_{\mathbb{R}^d} P^0 \{ \phi : \phi + x \in \Gamma \} dx ,$$

which means that for almost all $x \in \mathbb{R}^d$ the measure P_x is the image of the measure P^0 by the mapping $\phi \mapsto \phi + x$ on \mathbb{M} (see Section 10.2.3 for more details). This means in simple words, that *the conditional distribution of points of Φ “seen” from the origin given Φ has a point there is exactly the same as the conditional distribution of points of Φ “seen” from an arbitrary location x given Φ has a point at x .* In this context, P^0 (resp. P_x) is often called the *distribution of Φ seen from its “typical point” located at 0 (resp. at x).* Finally, note by the Slivnyak Theorem 1.4.5 and Corollary 1.4.6 that for a stationary Poisson p.p. Φ , P^0 corresponds to the law of $\Phi + \varepsilon_0$ under the original distribution.

In what follows we will often consider, besides Φ , other stochastic objects related to Φ ; ³. Then, one may be interested in the conditional distribution of these objects “seen” from the typical point of Φ ; ⁴. In these situations it is more convenient to define the *Palm–Matthes* (or shortly *Palm*) *probability* \mathbf{P}^0 on the probability space where the p.p. Φ and all other objects are assumed to be defined, rather than on (some extension of) \mathbb{M} as above; ⁵. Expectation with respect to \mathbf{P}^0 will be denoted by \mathbf{E}^0 . We will return to this idea in Sections 2.1.2 and 4.3. Here note only that P^0 is the distribution of Φ under \mathbf{P}^0 . Thus the *Campbell–Matthes formula* (1.18) can be rewritten as

$$\mathbf{E} \left[\int_{\mathbb{R}^d} g(x, \Phi - x) \Phi(dx) \right] = \lambda \int_{\mathbb{R}^d} \mathbf{E}^0 [g(x, \Phi)] dx . \quad (1.19)$$

1.6.2 Ergodicity

Consider a stationary p.p. Φ . Let f be some function $\mathbb{M} \rightarrow \mathbb{R}_+$. We are interested in *spatial averages* of the form

$$\lim_{n \rightarrow \infty} \frac{1}{|A_n|} \int_{A_n} f(v + \Phi) dv, \quad |A_n| \rightarrow \infty, \quad (1.20)$$

³ Two typical examples of such a situation are:

- random marks attached to each point of Φ and carrying some information, (to be introduced in Section 2),
- another point process on the same space (considered e.g. in Section 4.3).

Another, slightly more complicated example, is the cross-fading model mentioned in Example 2.3.9 and exploited in many places in Part IV in Volume II of this book (see in particular Section 16.2 in Volume II).

⁴for example, the distribution of the mark of this typical point, or points of other point processes located in a vicinity of the typical point of Φ ;

⁵ For this, one has to assume that this probability space is endowed with an abstract “shift” operator (see Remark 10.2.3 for the details) that says how the translation of the “observation point” by some vector $x \in \mathbb{R}^d$ impacts the “observed picture” of all considered objects. In simple scenarios considered above, this consists in assuming the translation of the points of *all* the considered point processes by the vector $-x$ and preserving their original attached marks.

whenever the limit exists. Roughly speaking Φ is ergodic if the last limit exists and is equal to $\mathbf{E}[f(\Phi)]$ for almost all realizations of Φ , for all integrable functions f and for some “good” sets A_n , for instance $A_n = B_0(n)$. As we see, ergodicity is a requirement for simulation.

Several other types of averages can be defined like e.g. directional averages

$$\lim_{n \rightarrow \infty} \frac{1}{n} \sum_{k=1}^n f(vk + \Phi) \quad (1.21)$$

where $v \in \mathbb{R}^d$, $v \neq 0$. Note that (1.21) would follow from the strong law of large numbers if $f(vk + \Phi)$, $k = 1, \dots$ were independent random variables.

Definition 1.6.7. We say that a translation invariant p.p. Φ

- is *mixing* if

$$\mathbf{P}\{v + \Phi \in \Gamma, \Phi \in \Delta\} \rightarrow \mathbf{P}\{\Phi \in \Gamma\}\mathbf{P}\{\Phi \in \Delta\} \quad \text{when } |v| \rightarrow \infty,$$

for all for configuration sets Γ and Δ that depend on the realization of the p.p. in some bounded set;

- is *ergodic* if

$$\lim_{t \rightarrow \infty} \frac{1}{(2t)^d} \int_{[-t,t]^d} \mathbf{1}(v + \Phi \in \Gamma, \Phi \in \Delta) dv = \mathbf{P}\{\Phi \in \Gamma\}\mathbf{P}\{\Phi \in \Delta\},$$

for all such Γ, Δ .

By the dominated convergence theorem we have the following fact:

Corollary 1.6.8. A mixing point process is ergodic.

Also

Proposition 1.6.9. A homogeneous Poisson p.p. Φ is mixing and hence ergodic.

Proof. For Γ and Δ as in Definition 1.6.7, $\Gamma - v = \{-v + \phi : \phi \in \Gamma\}$ and Δ depend on the configuration of points in disjoint subsets of \mathbb{R}^d . Thus, by the very definition of the Poisson p.p., $\mathbf{1}(v + \Phi \in \Gamma) = \mathbf{1}(\Phi \in \Gamma - v)$ and $\mathbf{1}(\Phi \in \Delta)$ are independent. \square

Coming back to our ergodic postulates, call a sequence $\{A_i\}$ of convex sets a *convex averaging sequence* if $A_1 \subset A_2 \subset \dots \subset \mathbb{R}^d$ and $\sup\{r : A_n \text{ contains a ball of radius } r\} \rightarrow \infty$ when $n \rightarrow \infty$. One can prove the following result for general stationary point processes cf. (Daley and Vere-Jones 1988, Section 10.3) and (Pugh and Shub 1971).

Proposition 1.6.10. Suppose that Φ is translation invariant. Then the following statements are equivalent.

- (1) Φ is ergodic.
 - (2) For any f such that $\mathbf{E}[f(\Phi)] < \infty$ and for all vectors $v \in \mathbb{R}^d$, possibly off some countable set of hyperplanes in \mathbb{R}^d (a hyperplane is not assumed to contain the origin), (1.21) holds almost surely.
 - (3) For any f such that $\mathbf{E}[f(\Phi)] < \infty$ and any convex averaging sequence $\{A_i\}$ the limit in (1.20) is equal to $\mathbf{E}[f(\Phi)]$ almost surely.
 - (4) Any function f of Φ that is translation invariant (i.e. such that for all $v \in \mathbb{R}^d$, $f(v + \Phi) = f(\Phi)$ almost surely), is almost surely constant.
-

In many problems, rather than (1.20), one is interested in another kind of spatial average that will be referred to as *spatial point averages* in what follows, and which are of the form

$$\lim_{n \rightarrow \infty} \frac{1}{\Phi(A_n)} \sum_{x_i \in A_n} f(\Phi - x_i), \quad |A_n| \rightarrow \infty, \quad (1.22)$$

whenever the limit exists. The following result can be found in e.g. (Daley and Vere-Jones 1988, cf. Proposition 12.2.VI).

Proposition 1.6.11. If Φ is translation invariant and ergodic, for all f and for any convex averaging sequence $\{A_n\}$

$$\lim_{t \rightarrow \infty} \frac{1}{\Phi(A_n)} \sum_{x_i \in A_n} f(\Phi - x_i) = \int f(\phi) P^0(d\phi) = \mathbf{E}^0[f(\Phi)] \quad \text{a.s.}, \quad (1.23)$$

provided $\mathbf{E}^0[f(\Phi)] < \infty$.

The above ergodic property says that the distribution P^0 of the point process “seen from its typical point” (cf. Remark 1.6.6) is also the distribution of Φ “seen from its randomly chosen point”.

In Part V in Volume II we will also consider *route averages* associated with certain multihop routing algorithms. A routing algorithm is defined through a map $\mathcal{A}_D : \mathbb{R}^d \times \mathbb{M} \rightarrow \mathbb{R}^d$, where $\mathcal{A}_D(X, \Phi) \in \Phi$, for $X \in \Phi$, is the next hop from X on the route. This next hop depends on the destination node D but also on the rest of the point process Φ .

Within this setting, when denoting by \mathcal{A}_D^n the n -th order iterate of \mathcal{A}_D and by $N(O, D)$ the number of hops from origin O to destination D , route averages are quantities of the type

$$\frac{1}{N(O, D)} \sum_{n=1}^{N(O, D)} f(\mathcal{A}_D^n(O, \Phi) - \mathcal{A}_D^{n-1}(O, \Phi)),$$

where f is some function $\mathbb{R}^d \rightarrow \mathbb{R}^+$. One of the key questions within this context is the existence of a limit for the last empirical average when $|O - D| \rightarrow \infty$.

1.7 Extensions

1.7.1 Doubly Stochastic (Cox) Point Processes

Under this name one understands a point process which can be constructed (on some probability space) as follows. Consider a *random measure* Ψ on \mathbb{R}^d . (For example we may have $\Psi(B) = \int_{\mathbb{R}^d} X(x)dx$, where $X(x)$ is some non-negative integrable stochastic process on \mathbb{R}^d .) Assume that for each realization $\Psi = \psi$, an independent Poisson p.p. Φ_ψ of intensity ψ is given. Then Φ_Ψ is called a *doubly stochastic Poisson* or *Cox* (point) process. Moment measures and Palm probabilities for Cox process can be evaluated explicitly. For example

$$M(B) = \mathbf{E}[\Phi_\Psi(B)] = \mathbf{E}[\mathbf{E}[\Phi_\psi(B) | \Psi = \psi]] = \mathbf{E}[\Psi(B)].$$

1.7.2 Gibbs Point Processes

Another important extension of the class of Poisson p.p.s consists of Gibbs processes. Here we give the definition of a Gibbs point process on a *bounded* set $\mathbb{D} \subset \mathbb{R}^d$ (the definition for unbounded \mathbb{D} is more involved). For a given non-negative function $E : \mathbb{M} \rightarrow \mathbb{R}_+$ and a (deterministic) measure Λ on \mathbb{D} , the distribution of the *Gibbs p.p.* with *energy function* E and *Poisson weight process* Φ of mean measure Λ , is the distribution Π on \mathbb{M} defined by $\Pi(\Gamma) = Z^{-1} \mathbf{E}[\mathbf{1}(\Phi \in \Gamma)E(N)]$, where $Z = E[E(\Phi)]$ is the normalizing constant (it is also called the *partition function* or the *statistical sum*). Observe then that the Gibbs point process as defined has density E with respect to a Poisson p.p. Φ .

2

Marked Point Processes and Shot-Noise Fields

In a marked point process (m.p.p.), a mark belonging to some measurable space and carrying some information is attached to each point.

2.1 Marked Point Processes

Consider a d dimensional Euclidean space \mathbb{R}^d , $d \geq 1$, as the state space of the point process. Consider a second space \mathbb{R}^ℓ , $\ell \geq 1$, called the space of marks. A marked p.p. $\tilde{\Phi}$ (with points in \mathbb{R}^d and marks in \mathbb{R}^ℓ) is a locally finite, random set of points in \mathbb{R}^d , with some random vector in \mathbb{R}^ℓ attached to each point.

One can represent a marked point process either as a collection of pairs $\tilde{\Phi} = \{(x_i, m_i)\}_i$, where $\Phi = \{x_i\}$ is the set of points and $\{m_i\}$ the set of marks, or as a point measure

$$\tilde{\Phi} = \sum_i \varepsilon_{(x_i, m_i)}, \quad (2.1)$$

where $\varepsilon_{(x,m)}$ is the Dirac measure on the Cartesian product $\mathbb{R}^d \times \mathbb{R}^\ell$ with an atom at (x, m) . Both representations suggest that $\tilde{\Phi}$ is a p.p. in the space $\mathbb{R}^d \times \mathbb{R}^\ell$, which is a correct and often useful observation. We will denote the space of its realizations (locally finite counting measures on $\mathbb{R}^d \times \mathbb{R}^\ell$) by $\tilde{\mathcal{M}}$. As a point process in this extended space, $\tilde{\Phi}$ has one important particularity inherited from its construction, namely that $\tilde{\Phi}(A \times \mathbb{R}^\ell)$ is finite for any bounded set $A \subset \mathbb{R}^d$, which is not true for a general p.p. in this space.

2.1.1 Independent Marking

An important special case of marked p.p. is the independently marked p.p.

Definition 2.1.1. A marked p.p. is said to be independently marked (i.m.) if, given the locations of the points $\Phi = \{x_i\}$, the marks are mutually independent random vectors in \mathbb{R}^ℓ , and if the conditional distribution of the mark m of a point $x \in \Phi$ depends only on the location of this point x it is attached to; i.e., $\mathbf{P}\{m \in \cdot | \Phi\} = \mathbf{P}\{m \in \cdot | x\} = F_x(dm)$ for some *probability kernel or marks* $F(\cdot)$ from \mathbb{R}^d to \mathbb{R}^ℓ .

An i.m.p.p. can also be seen as a random transformation of points by a particular probability transition kernel (cf. Section 1.3.3). This leads to immediate results in the Poisson case.

Corollary 2.1.2. An independently marked Poisson p.p. $\tilde{\Phi}$ with intensity measure Λ on \mathbb{R}^d and marks with distributions $F_x(dm)$ on \mathbb{R}^ℓ is a Poisson p.p. on $\mathbb{R}^d \times \mathbb{R}^\ell$ with intensity measure

$$\tilde{\Lambda}(A \times K) = \int_A \tilde{p}(x, K) \Lambda(dx) \quad A \subset \mathbb{R}^d, B \subset \mathbb{R}^\ell,$$

where $\tilde{p}(x, K) = \int_K F_x(dm)$. Consequently, its Laplace transform is equal to

$$\mathcal{L}_{\tilde{\Phi}}(\tilde{f}) = \mathbf{E} \left[\exp \left\{ - \sum_i \tilde{f}(x_i, m_i) \right\} \right] = \exp \left\{ - \int_{\mathbb{R}^d} \left(1 - \int_{\mathbb{R}^\ell} e^{-\tilde{f}(x, m)} F_x(dm) \right) \Lambda(dx) \right\}, \quad (2.2)$$

for all functions $\tilde{f} : \mathbb{R}^{d+\ell} \rightarrow \mathbb{R}^+$.

Proof. Take $d' = d + \ell$, and consider the following transition kernel from \mathbb{R}^d to $\mathbb{R}^{d'}$:

$$p(x, B \times K) = \mathbf{1}(x \in B) \tilde{p}(x, K) \quad x \in \mathbb{R}^d, B \subset \mathbb{R}^d, K \subset \mathbb{R}^\ell. \quad (2.3)$$

The independently marked Poisson p.p. can be seen as a transformation of the (non-marked) Poisson p.p. of intensity Λ on \mathbb{R}^d by the probability kernel (2.3). The result follows from the Displacement Theorem (see Theorem 1.3.9). \square

Remark: An immediate consequence of the above result and the Slivnyak's theorem is that the reduced Palm distribution $P_{(x, m)}^!(\cdot)$ of i.m. Poisson p.p. $\tilde{\Phi}$ given a point at x with mark m is that of i.m. Poisson p.p. with intensity measure Λ and with marking distribution $F_x(dm)$. Moreover, a mere rewriting of the reduced Campbell formula for Poisson point processes yields

$$\mathbf{E} \left[\int_{\mathbb{R}^d \times \mathbb{R}^\ell} f(x, m, \Phi \setminus \varepsilon_x) \tilde{\Phi}(d(x, m)) \right] = \int_{\mathbb{R}^d} \int_{\mathbb{R}^\ell} \mathbf{E} [f(x, m, \tilde{\Phi})] F_x(dm) M(dx). \quad (2.4)$$

In a general case, independent marking leads to the following results.

Corollary 2.1.3. Let $\tilde{\Phi}$ be an i.m.p.p.

(1) The mean measure of $\tilde{\Phi}$ is equal to

$$\mathbf{E}[\tilde{\Phi}(A \times K)] = \int_A F_x(K) M(dx) \quad A \subset \mathbb{R}^d, K \subset \mathbb{R}^\ell, \quad (2.5)$$

where $M(A) = \mathbf{E}[\Phi(A)]$ is the mean measure of the points Φ of $\tilde{\Phi}$.

(2) The reduced Palm distribution $P_{(x, m)}^!(\cdot)$ of $\tilde{\Phi}$ given a point at x with mark m is equal to the distribution of the i.m.p.p., with points distributed according to the reduced Palm distribution $P_x^!$ of Φ and with the same mark distributions $F_x(dm)$.

(3) **(Reduced Campbell's formula for i.m.p.p.)** For all non-negative functions \tilde{f} defined on $\mathbb{R}^d \times \mathbb{R}^\ell \times \tilde{\mathbb{M}}$,

$$\mathbf{E} \left[\int_{\mathbb{R}^d \times \mathbb{R}^\ell} f(x, m, \tilde{\Phi} \setminus \varepsilon_{(x, m)}) \tilde{\Phi}(\mathrm{d}(x, m)) \right] = \int_{\mathbb{R}^d} \int_{\mathbb{R}^\ell} \int_{\tilde{\mathbb{M}}} f(x, m, \tilde{\phi}) P_{(x, m)}^1(\mathrm{d}\tilde{\phi}) F_x(\mathrm{d}m) M(\mathrm{d}x). \quad (2.6)$$

Proof. We will only prove the first statement; for the remaining ones see e.g. (Daley and Vere-Jones 1988). Conditioning on Φ we have

$$\begin{aligned} \mathbf{E}[\tilde{\Phi}(A, K)] &= \mathbf{E} \left[\int_{\mathbb{R}^d} \int_{\mathbb{R}^\ell} \mathbf{1}(x \in A) \mathbf{1}(m \in K) \tilde{\Phi}(\mathrm{d}(x, m)) \right] \\ &= \mathbf{E} \left[\int_{\mathbb{R}^d} \mathbf{1}(x \in A) F_x(K) \Phi(\mathrm{d}x) \right] = \int_A F_x(K) M(\mathrm{d}x), \end{aligned}$$

which proves (2.5). \square

2.1.2 Typical Mark of a Stationary Point Process

Many stochastic models constructed out of independently marked point processes may also be seen as marked point processes, however, they are often no longer independently marked. The Matérn model to be considered (cf. Section 2.1.3) below is an example of such a situation and the Voronoi tessellation of Chapter 4 will be another one.

Consider thus a general marked p.p. $\tilde{\Phi}$ as in (2.1). It is not true then that given the locations of points of Φ , mark m of some $x \in \Phi$ is independent of other marks with its distribution determined only by x . However, it is still interesting and even of primary interest to the analysis of $\tilde{\Phi}$ to know the *conditional distribution* $\mathbf{P}\{m \in \cdot | x\}$ of mark m given its point is located at x . In what follows we will treat this question in the case of a stationary p.p.

Definition 2.1.4. A marked point process (2.1) is said to be *stationary* if for any $v \in \mathbb{R}^d$ the distribution of $v + \tilde{\Phi} = \sum_i \varepsilon_{(v+x_i, m_i)}$ is the same as this of $\tilde{\Phi}$. The constant $\lambda = \mathbf{E}[\tilde{\Phi}(B)] = \mathbf{E}[\tilde{\Phi}(B \times \mathbb{R}^\ell)]$, where B has Lebesgue measure 1, is called its *intensity*.

Note that in the above formulation the translation by the vector v “acts” on the points of Φ and not on their marks, thus, making that shifted points “preserve their marks”.

Define the Campbell–Matthes measure \tilde{C} of the marked p.p. $\tilde{\Phi}$ as

$$\tilde{C}(B \times K) = \mathbf{E} \left[\int_{\mathbb{R}^d} \int_{\mathbb{R}^\ell} \mathbf{1}(x \in B) \mathbf{1}(m \in K) \tilde{\Phi}(\mathrm{d}(x, m)) \right]. \quad (2.7)$$

If $\lambda < \infty$, by arguments similar to those used in Section 1.4, one can show that it admits the representation

$$\tilde{C}(B \times K) = \lambda |B| \nu(K). \quad (2.8)$$

Definition 2.1.5 (Palm distribution of the marks). The probability measure $\nu(\cdot)$ on the space of marks \mathbb{R}^ℓ given in (2.8) is called the *Palm distribution of the marks*.

The Palm distribution ν of the marks may be interpreted as the conditional distribution $\nu(\cdot) = \mathbf{P}\{m \in \cdot | 0 \in \Phi\}$ of the mark m of a point located at the origin 0 , given $0 \in \Phi$. Not surprisingly, taking $f(x, m, \phi) = \mathbb{1}(x \in B)\mathbb{1}(m \in K)$ in (2.6) and comparing to (2.8) we find that

Corollary 2.1.6. Consider a stationary i.m.p.p. For (almost all) x , the probability kernel of marks $F_x(\cdot) = \nu(\cdot)$ is constant and equal to the Palm distribution of the marks.

In view of the above observation we will sometimes say that the points of a stationary i.m.p.p. are independently and *identically* marked.

Under the Palm probability \mathbf{P}^0 of a stationary p.p. Φ , all the objects defined on the same space as Φ have their distributions “seen” from the typical point of the process, which is located at 0 (cf. the discussion at the end of Section 1.6.1). In the case of a stationary m.p.p., under \mathbf{P}^0 , the mark attached to the point at 0 has for distribution ν ; this explains why it is also called the *distribution of the typical mark*. In this context, the Campbell-Matthes formula (1.18) can be rewritten to encompass the marks

$$\mathbf{E} \left[\int_{\mathbb{R}^d} g(x, \tilde{\Phi} - x) \Phi(dx) \right] = \lambda \int_{\mathbb{R}^d} \mathbf{E}^0[g(x, \tilde{\Phi})] dx. \quad (2.9)$$

Note that in the above formula, in contrast to (2.6), the m.p.p. $\tilde{\Phi}$ is not treated as some p.p. in a higher dimension but rather as a point process $\tilde{\Phi}$ on a probability space on which marks are defined as well. This approach is more convenient in the case of a stationary m.p.p. since it exploits the property of the invariance of the distribution of $\tilde{\Phi}$ with respect to a specific translation of points which preserves marks (cf. Definition 2.1.4).¹

The following observation is a consequence of Slivnyak’s theorem 1.4.5:

Remark 2.1.7. Consider a stationary i.m. Poisson p.p. $\tilde{\Phi}$ with a probability kernel of marks F_x such that $F_x(\cdot) = F(\cdot)$. One can conclude from Corollary 2.1.6 and the Remark after Corollary 2.1.2) that its distribution under the Palm probability \mathbf{P}^0 is equal to that of $\tilde{\Phi} + \varepsilon_{(0, m_0)}$, where $\tilde{\Phi}$ is taken under the original (stationary distribution) \mathbf{P} and the mark m_0 of the point at the origin is independent of $\tilde{\Phi}$ and has the same distribution $F(\cdot)$ as any of the points of $\tilde{\Phi}$.

Almost all stochastic models considered throughout this monograph will be constructed from some marked point processes. Here is a first example driven by an i.m. Poisson p.p.

2.1.3 Matérn Hard Core Model

Hard core models form a generic class of point processes whose points are never closer to each other than some given distance, say $h > 0$ (as if the points were the centers of some hard balls of radius $\frac{1}{2}h$). For the Poisson p.p. there exists no $h > 0$ such that the p.p. satisfies the hard core property for h .

¹The Palm probability \mathbf{P}^0 can be defined as the Palm distribution of the marks in the case when the whole configuration of points and all other random objects existing on the probability space “seen” from a given point of $x \in \Phi$ is considered as a mark of this point – the so called *universal mark*. This requires a more abstract space of marks than \mathbb{R}^ℓ considered above; see Section 10.2 for more details.

We now present a hard core p.p. constructed from an underlying Poisson p.p. by removing certain points of the Poisson p.p. depending on the positions of the neighboring points and additional marks attached to the points.

Let Φ be a Poisson p.p. of intensity λ on \mathbb{R}^d :

$$\Phi = \sum_i \varepsilon_{x_i}.$$

Let us consider the following independently marked version of this process:

$$\tilde{\Phi} = \sum_i \varepsilon_{(x_i, U_i)},$$

where $\{U_i\}_i$ are random variables uniformly distributed on $[0, 1]$. Define new marks $\{m_i\}$ of points of Φ by

$$m_i = \mathbb{1}(U_i < U_j \text{ for all } y_j \in B_{x_i}(h) \setminus \{x_i\}) \varepsilon_{x_i}. \quad (2.10)$$

Interpreting U_i as the “age” of point x_i , one can say that m_i is the indicator that the point x_i is the “youngest” one among all the points in its neighborhood $B_{x_i}(h)$.

The Matérn hard core (MHC) point process is defined by:

$$\Phi_{MHC} = \sum_i m_i \varepsilon_{x_i}. \quad (2.11)$$

Φ_{MHC} is thus an example of a *dependent* thinning of Φ . In contrast to what happens for an independent thinning of a Poisson p.p. as considered in § 1.3.2, *the resulting MHC p.p. is not a Poisson p.p.* Nevertheless some characteristics of the MHC p.p. can be evaluated explicitly, as will see later on. Consider also the “whole” marked p.p.

$$\tilde{\Phi}_{MHC} = \sum_i \varepsilon_{(x_i, (U_i, m_i))}. \quad (2.12)$$

Clearly $\tilde{\Phi}_{MHC}$ is not independently marked, because of $\{m_i\}$. Nevertheless $\tilde{\Phi}_{MHC}$ (as well as Φ_{MHC}) is stationary. This follows from the following fact. Let $\tilde{\Phi}_{MHC}(\tilde{\Phi})$ denote the (deterministic) mapping from $\tilde{\Phi}$ to $\tilde{\Phi}_{MHC}$. Then for all $x \in \mathbb{R}^d$,

$$\tilde{\Phi}_{MHC}(x + \tilde{\Phi}) = x + \tilde{\Phi}_{MHC}(\tilde{\Phi})$$

with $x + \tilde{\Phi}$ interpreted as in Definition 2.1.4.

We will now identify the distribution of marks (or the distribution of the typical mark of $\tilde{\Phi}_{MHC}$ and then calculate the intensity λ_{MHC} of p.p. Φ_{MHC} . For $B \subset \mathbb{R}^d$ and $0 \leq u \leq 1$, by Slivnyak’s theorem (see Proposition 1.4.5)

$$\begin{aligned} \tilde{C}(B \times ([0, u] \times \{1\})) &= \mathbf{E} \left[\int_B \int_{[0, u]} \mathbb{1}(u < U_j \text{ for all } y_j \in B_x(h) \cap \Phi \setminus \{x\}) \tilde{\Phi}(d(x, u)) \right] \\ &= \lambda |B| \int_B \int_0^u \mathbf{P} \left\{ \left(\sum_{(x_j, U_j) \in \tilde{\Phi}} \mathbb{1}(U_j \leq u) \varepsilon_{x_j} \right) (B_x(h)) = 0 \right\} du dx \\ &= \lambda |B| \int_0^u e^{-\lambda u \nu_d h^d} du, \end{aligned}$$

where $\nu_d = \sqrt{\pi^d}/\Gamma(1 + d/2)$ is the volume of the ball $B_0(1)$ of \mathbb{R}^d . Comparing the last formula to (2.8) we find that $\nu(\mathrm{d}u \times \{1\}) = \mathbf{P}^0\{U_0 \in \mathrm{d}u, m_0 = 1\} = e^{-\lambda u \nu_d h^d} \mathrm{d}u$ for $0 \leq u \leq 1$, where (U_0, m_0) is the mark of the point located at 0 under \mathbf{P}^0 . We recognize in this formula that U_0 has the original uniform distribution of marks U_i and, given $U_0 = u$, the point at 0 is retained in Φ_{MHC} (i.e. $m_0 = 1$) with probability $e^{-\lambda u \nu_d h^d}$.

In order to calculate the intensity λ_{MHC} of the Matérn p.p. we take set B with volume $|B| = 1$ and obtain

$$\lambda_{MHC} = \tilde{C}(B \times [0, 1] \times \{1\}) = \lambda \mathbf{P}^0\{m_0 = 1\} = \lambda \int_0^1 e^{-\lambda u \nu_d h^d} \mathrm{d}u = \frac{1 - e^{-\lambda \nu_d h^d}}{\nu_d h^d}.$$

Notice that when $\lambda \rightarrow \infty$, $\lambda_{MHC} \nearrow \frac{1}{\nu_d h^d}$. Hence the MHC process packs hard spheres of radius $h/2$ with a volume fraction (proportion of space covered by spheres — see § 3.1.8 for a general definition) of

$$p = \frac{1}{\nu_d h^d} \nu_d \left(\frac{h}{2}\right)^d = \frac{1}{2^d}. \quad (2.13)$$

Remark 2.1.8. The value $1/2^d$ is a good lower bound (sometimes called the “greedy” one) for the volume fraction obtained by any *saturated* hard sphere packing. A configuration of non-overlapping (hard) balls with the same radius is called *saturated* if no further ball with this radius can be added without violating the no-overlap constraint. Let p be the fraction of the space (say, in some empirical mean sense) covered by a saturated configuration $\{B_{x_i}(R)\}_i$ of balls with radius R . The saturation condition implies that all points of the space are at distance no larger than $2R$ from the center of some ball of this configuration (otherwise a new ball could be added there). This implies that when doubling the radius of each ball of the original configuration, one obtains a full coverage of the space: i.e. $\Xi = \bigcup_i B_{x_i}(2R) = \mathbb{R}^d$. The volume fraction p' of Ξ is thus equal to 1. On the other hand, when denoting by p the volume fraction of the original configuration, we get that $p' \leq 2^d p$ (when using the multiplication of the radius by 2 and the inequality stemming from the overlapping). Thus $1 = p' \leq 2^d p$, which implies $p \geq 1/2^d$.

For comparison, an upper bound given in (Blichfeldt 1929) for the volume fraction of *any* hard sphere model valid for all $d \geq 1$ is $(d/2 + 1)2^{-d/2}$ and the best currently known upper bound is $2^{-0.5990d(1+o(1))}$ when $d \rightarrow \infty$ (Kabatiansky and Levenshtein 1978).

Table 2.1 gives the volume fractions of some classical hard-sphere models for $d = 1, 2, 3$.

Example 2.1.9 (Carrier sense multiple access). The above MHC model can be used as a (very) simple model of the instantaneous repartition of active nodes in an ad hoc network using carrier sensing multiple access (CSMA) protocol (see Chapter 24.1.3 in Volume II). In this protocol, a node which wants to access the shared wireless medium senses its occupation and refrains from transmitting should the channel be locally already used. Hence, each active node creates some exclusion region around itself preventing other nodes located in this region from transmitting. The simplest possible model taking such an exclusion is the MHC with a radius h equal to the sensing (exclusion) range of CSMA. Note that in this model $\lambda_{Mhc} = \lambda_{Mhc}(\lambda, h)$ corresponds to spatial density of active nodes in the ad hoc network of density λ , when this network uses CSMA with a sensing range of h .

model dimension	Matérn	RSA	densest packing
1	0.5	0.747598...	1.
2	0.25	0.54700	0.90689...
3	0.125	0.38278	0.74048...

Table 2.1 Volume fractions of some classical hard-sphere models. The left column gives the exact value (2.13) for the saturated Matérn model. The center column gives the value of the saturated RSA (Random Sequential Addition) model. For $d = 1$ this model, known as the *Rényi car parking problem*, has an exact solution; for $d = 2, 3$ we used simulated values taken from (Torquato, Uche, and Stillinger 2006). It should be mentioned that the construction of the RSA model on the whole space is not trivial; see (Penrose and Yukich 2002) for a rigorous proof of the convergence of the empirical volume fractions when the observation window tends to infinity. The densest packing are given on the rightmost column. On the plane the densest packing is that of the hexagonal lattice (cf. Section 18.3.2 in Volume II), the volume fraction of which is $1/6\pi\sqrt{3}$. For $d = 3$ it was conjectured by Kepler in 1611 and proved only recently that the cubic or hexagonal packings (which both have volume fraction $\pi/(3\sqrt{2})$) are the densest possible.

2.2 Shot-Noise

2.2.1 General Point Processes

A shot-noise (SN) is a non-negative vector random field $I_{\tilde{\Phi}}(y)$ defined for all y in some Euclidean space and which is a functional of a marked point process $\tilde{\Phi}$. Here is a list of the spaces involved in its definition:

- The field is defined on $\mathbb{R}^{d'}$ i.e. for all $y \in \mathbb{R}^{d'}$;
- The vector field takes its values in $(\mathbb{R}^+)^k$ i.e. $I_{\tilde{\Phi}}(y) \in \mathbb{R}^{+k}$ for all y ;
- It is generated by a marked point process $\tilde{\Phi} = \sum_i \varepsilon_{(x_i, m_i)}$ on \mathbb{R}^d with marks in \mathbb{R}^ℓ .

The additional ingredient for its definition is some non-negative *response function* $L = (L_1, \dots, L_k) : \mathbb{R}^{d'} \times \mathbb{R}^d \times \mathbb{R}^\ell \mapsto (\mathbb{R}^+)^k$.

Definition 2.2.1. Under the setting described above, the SN field associated with the marked point process $\tilde{\Phi}$ and the response function L is defined by

$$I_{\tilde{\Phi}}(y) = (I_1(y), \dots, I_k(y)) = \int_{\mathbb{R}^d} \int_{\mathbb{R}^\ell} L(y, x, m) \tilde{\Phi}(d(x, m)) = \sum_{(x_i, m_i) \in \tilde{\Phi}} L(y, x_i, m_i), \quad y \in \mathbb{R}^{d'},$$

where the integral and the sum are evaluated component-wise for the vector response function L .

The case where the field lives in the same space as the point process $\tilde{\Phi}$ (i.e., $d' = d$) is the most common.

Since L is positive, $I_{\tilde{\Phi}}(y)$ is well defined but can be infinite. In the sequel we will require this random field to be a.s. finite and moreover to have finite expectation. Using the Campbell formula (2.6) we can easily express this expectation in the case of an i.m.p.p. $\tilde{\Phi}$.

Proposition 2.2.2. Let $I_{\tilde{\Phi}}(y)$ be the SN field as above and assume that $\tilde{\Phi}$ is an i.m.p.p. Then

$$\mathbf{E}[I_{\tilde{\Phi}}(y)] = \int_{\mathbb{R}^d \times \mathbb{R}^\ell} L(y, x, m) F(dm|x) M(dx) \quad (2.14)$$

componentwise.

Proof. We have by (2.6)

$$\mathbf{E}[I_{\tilde{\Phi}}(y)] = \mathbf{E}\left[\int_{\mathbb{R}^d} \int_{\mathbb{R}^\ell} L(y, x, m) \tilde{\Phi}(\mathbf{d}(x, m))\right] = \int_{\mathbb{R}^d \times \mathbb{R}^\ell} L(y, x, m) F(\mathbf{d}m|x) M(\mathbf{d}x).$$

□

Assuming that the right-hand side in (2.14) is finite for all y , we guarantee that each random vector $I_{\tilde{\Phi}}(y)$ has finite expectation and thus is finite almost surely. This however is not sufficient to be able to say that with probability 1 the whole field $\{I_{\tilde{\Phi}}(y) : y \in \mathbb{R}^{d'}\}$ is finite. For this latter as well as for a continuity property of the paths of this field (which will be useful later on) we prove the following technical result.

Proposition 2.2.3. Let $I_{\tilde{\Phi}}(y)$ be the shot-noise field defined above and assume that $\tilde{\Phi}$ is an i.m.p.p. If for each $y \in \mathbb{R}^{d'}$, there exists a ball $B_y(\epsilon_y)$ such that

$$\int_{\mathbb{R}^d} \int_{\mathbb{R}^\ell} \sup_{z \in B_y(\epsilon_y)} L(z, x, m) F(\mathbf{d}m|x) M(\mathbf{d}x) < \infty \quad (2.15)$$

componentwise, then with probability 1, the field $I_{\tilde{\Phi}}(y)$ is finite for all $y \in \mathbb{R}^{d'}$. If moreover the response function $L(y, x, m)$ is continuous (lower semi-continuous) function in y for any fixed x, m then with probability 1, the field $I_{\tilde{\Phi}}(y)$ has continuous (lower semi-continuous) paths.

Proof. From the open covering $\{B(y, \epsilon_y) : y \in \mathbb{R}^{d'}\}$ of $\mathbb{R}^{d'}$ one can choose a countable covering $\{B(y_w, \epsilon_{y_w}) : w = 1, 2, \dots\}$ (this is possible since $\mathbb{R}^{d'}$ is separable). From (2.15), there exists a subset Ω' of probability one (of the space on which Φ is defined) such that for all $\omega \in \Omega'$

$$I'(y_w) = \int_{\mathbb{R}^d} \int_{\mathbb{R}^\ell} \sup_{z \in B(y_w, \epsilon_{y_w})} L(z, x, m) \tilde{\Phi}(\mathbf{d}(x, m)) < \infty,$$

for all $w = 1, 2, \dots$. Consequently, for all $\omega \in \Omega'$ and $z \in \mathbb{R}^{d'}$, $I_{\tilde{\Phi}}(z) \leq I'(y_{w(z)}) < \infty$ componentwise, where $w(z)$ denotes the center of the ball of radius $\epsilon_{y_{w(z)}}$ of the countable coverage which covers z ; i.e., $z \in B(y_{w(z)}, \epsilon_{y_{w(z)}})$. This proves the first statement.

For continuity (lower semi-continuity), take any $z \in \mathbb{R}^{d'}$ and $z_n \rightarrow z$ ($z_n \searrow z$). For sufficiently large n , z_n and z belong to $B(y_{w(z)}, \epsilon_{y_{w(z)}})$. Then by dominated convergence,

$$\lim_{n \rightarrow \infty} I_{\tilde{\Phi}}(z_n) = \int_{\mathbb{R}^d} \int_{\mathbb{R}^\ell} \lim_{n \rightarrow \infty} L(z_n, x, m) \tilde{\Phi}(\mathbf{d}(x, m)) = I_{\tilde{\Phi}}(z),$$

because L is continuous (lower semi-continuous) in its first argument. □

2.2.2 Poisson Point Processes

In the case of a SN $I(y) = I_{\tilde{\Phi}}(y)$ generated by i.m. Poisson p.p. $\tilde{\Phi}$, the distribution of the SN vector $I(y)$ is known in terms of its multivariate Laplace transform $\mathcal{L}_{I(y)}(t_1, \dots, t_k) = \mathbf{E}[e^{-\sum_{i=1}^k t_i I_i(y)}]$.

Proposition 2.2.4. Suppose that $\tilde{\Phi}$ is an i.m. Poisson p.p. with intensity measure Λ and mark distribution $F_x(dm)$. Consider the SN $I(y) = I_{\tilde{\Phi}}(y)$ with response function $L = (L_1, \dots, L_k)$. Then

$$\mathcal{L}_{I(y)}(t_1, \dots, t_k) = \exp \left\{ - \int_{\mathbb{R}^d} \int_{\mathbb{R}^\ell} \left(1 - e^{-\sum_{i=1}^k t_i L_i(y, x, m)} \right) F_x(dm) \Lambda(dx) \right\}. \quad (2.16)$$

Proof. Observe that $\mathcal{L}_{I(y)}(t_1, \dots, t_k) = \mathcal{L}_{\tilde{\Phi}}(f)$ where $\mathcal{L}_{\tilde{\Phi}}(\cdot)$ is the Laplace transform of $\tilde{\Phi}$ at the function $f = f(x, m) = -\sum_{i=1}^k t_i L_i(y, x, m)$. The results follows from Corollary 2.1.2 and Proposition 1.2.2. \square

One can evaluate explicitly the higher moments of I by differentiating the above formula at 0.

Joint distribution of the field at several points Let $I(y) = I_{\tilde{\Phi}}(y)$ be a SN field with response function L as in Definition 2.2.1 and let Ψ be a linear transformation $(\mathbb{R}^+)^{k \times n} \mapsto (\mathbb{R}^+)^{k'}$ for some integers n and k' . Then

$$I'_{\tilde{\Phi}}(y_1, \dots, y_n) = \Psi(I(y_1), \dots, I(y_n))$$

is a SN field on $\mathbb{R}^{d' \times n}$ with response function

$$L'((y_1, \dots, y_n), x, m) = \Psi(L(y_1, x, m), \dots, L(y_n, x, m)).$$

In particular, taking $\Psi(a_1, \dots, a_n) = \sum_{j=1}^n a_j$, we see that the n -dimensional aggregate $I_{\tilde{\Phi}}^{\Sigma}(y_1, \dots, y_n) = \sum_{j=1}^n I(y_j)$ is a SN on $\mathbb{R}^{d' \times n}$ with associated function $L^{\Sigma}((y_1, \dots, y_n), x, m) = \sum_{j=1}^n L(y_j, x, m)$. Similarly, the integrals $I_{\tilde{\Phi}}^f(A) = \int_A I(y) dy$ can be interpreted as a shot-noise field on the space of (say) closed subsets $A \subset \mathbb{R}^{d'}$. As another immediate consequence of the above formulation with $k' = k \times n$ and the identity transformation Ψ and of Proposition 2.2.4, we have the following result.

Corollary 2.2.5. Let $I = I_{\tilde{\Phi}}(y)$ be as in Proposition 2.2.4. Then the joint Laplace transform, $\mathcal{L}_{\mathbf{I}(y)}(\mathbf{t})$ of the vector $\mathbf{I}(y) = (I(y_1), \dots, I(y_n))$ is given by

$$\mathcal{L}_{\mathbf{I}(y)}(\mathbf{t}) = \exp \left\{ - \int_{\mathbb{R}^d} \int_{\mathbb{R}^\ell} \left(1 - e^{-\sum_{j=1}^n \sum_{i=1}^k t_{ij} L_i(y_j, x, m)} \right) F_x(dm) \Lambda(dx) \right\},$$

where $\mathbf{t} = (t_{ij} : j = 1, \dots, n, i = 1, \dots, k)$.

Absolute continuity In the following proposition we give simple conditions for the Poisson SN vector $I_{\tilde{\Phi}}(y)$ to have a probability law which is absolutely continuous (has a density) with respect to Lebesgue measure. This property can be used to derive the distribution function of the shot-noise from its Laplace (or Fourier) transform via Plancherel-Parseval theorem (cf. Section 12.1).

Proposition 2.2.6. Let $I = I_{\tilde{\Phi}}(y)$ be as in Proposition 2.2.4. For any $y \in \mathbb{R}^d$, the random vector $I_{\tilde{\Phi}}(y)$ is absolutely continuous with respect to the k dimensional Lebesgue measure (i.e., has a density) if $\Lambda(\mathbb{R}^d) = \infty$ and for each $A \subset (\mathbb{R}^+)^k$ of Lebesgue measure 0,

$$\int_{\mathbb{R}^d} \int_{\mathbb{R}^\ell} \mathbb{1}(L(y, x, m) \in A) F_x(dm) \Lambda(dx) = 0. \quad (2.17)$$

Proof. Fix $y \in \mathbb{R}^d$; without loss of generality let $y = 0$. Take $A \subset (\mathbb{R}_+)^k$ of k dimensional Lebesgue measure 0. For any $r > 0$

$$\mathbf{P}\{I_{\tilde{\Phi}}(0) \in A\} = \mathbf{P}\{I_r + I_r^c \in A\},$$

where $I_r = \int_{|x| \leq r} \int_{\mathbb{R}^\ell} L(0, x, m) \tilde{\Phi}(d(x, m))$ and $I_r^c = \int_{|x| > r} \int_{\mathbb{R}^\ell} L(0, x, m) \tilde{\Phi}(d(x, m))$. By the Poisson assumption I_r and I_r^c are independent. Moreover

$$\mathbf{P}\{I_{\tilde{\Phi}}(0) \in A\} = \sum_{n=0}^{\infty} \mathbf{P}\left\{I_r + I_r^c \in A \mid \tilde{\Phi}\{x : |x| \leq r\} = n\right\} \mathbf{P}\left\{\tilde{\Phi}\{x : |x| \leq r\} = n\right\}.$$

Recall from the discussion at the end of Section 1.1.1 that conditioned on $\tilde{\Phi}\{x : |x| \leq r\} = n$, with $n > 0$, the random variable I_r can be represented as the sum of n independent random variables, distributed as $L(0, x, m)$ where x and m have joint distribution

$$\frac{1}{\Lambda(\{x : |x| \leq r\})} F_x(dm) \Lambda(dx).$$

Thus, by (2.17)

$$\mathbf{P}\left\{I_r + I_r^c \in A \mid \tilde{\Phi}\{x : |x| \leq r\} = n\right\} = 0.$$

Consequently,

$$\mathbf{P}\{I_{\tilde{\Phi}}(0) \in A\} \leq \mathbf{P}\left\{\tilde{\Phi}\{x : |x| \leq r\} = 0\right\} \rightarrow 0 \quad \text{when } r \rightarrow \infty$$

because $\Lambda(\mathbb{R}^d) = \infty$. This completes the proof. \square

2.3 Interference Field as Shot-Noise

Consider a collection of transmitters distributed in the space and sharing a common radio medium. Following the observations made in Chapter 22 in Volume II, assume that signal attenuation depends on distance (cf. § 22.1 in Volume II) and some stochastic ingredients (cf. § 22.2 in Volume II).

The total power received from this collection of transmitters at a given location is in essence a shot-noise field at this location. For instance in the case of a planar model with omni-directional antennas, the simplest model consists of

- a collection of points $\{x_i\}$ representing the locations of transmitters on the plane \mathbb{R}^2 ($d = 2$ in Definition 2.2.1);
- marks $m_i = p_i$ representing the transmitter powers ($\ell = 1$); and

- a scalar ($k = 1$) response function $L(y, x, p) = p/l(|x - y|)$, where l is the omni-directional path-loss function (cf. § 22.1.2 in Volume II).

As we shall see, fine elements of the radio wave propagation model (antenna azimuth, random fading model, etc.) can be taken into account by enriching the marks of the p.p.

As outlined in § 23.3.4 in Volume II, the total power received from a set of transmitters scattered in the plane can often be considered as interference or noise with respect to the signal received from one (or more) transmitter(s) not belonging to this set. Within this setting, this total power plays a key role in detection theory as explained in § 23.3.4 in Volume II. The fact that the *interference field* of such a set of transmitters could be seen as a shot-noise field opens new ways of assessing its statistical properties. In the same way as Rayleigh fading was shown to be an efficient statistical model better suited to assessing the fluctuations of a multipath channel than solving the electromagnetic field equations, the shot-noise model can be seen to be an efficient statistical model for predicting the fluctuations of the interference field and this is often more practical than evaluating exactly the power of interference.

2.3.1 Standard Stochastic Scenario

Consider a marked point process $\tilde{\Phi} = \{x_i, p_i\}$ with points on the plane $\{x_i\} \in \mathbb{R}^2$ and marks $p_i \in \mathbb{R}^+$. Points represent transmitter locations and marks emitted powers. Consider some isotropic or omnidirectional path-loss (OPL) function l , for example models OPL 1–OPL 3 described in detail in Example 22.1.3 in Volume II and defined as follows:

$$\begin{aligned} \text{(OPL 1)} \quad l(r) &= (A \max(r_0, r))^\beta, \\ \text{(OPL 2)} \quad l(r) &= (1 + Ar)^\beta, \\ \text{(OPL 3)} \quad l(r) &= (Ar)^\beta, \end{aligned}$$

for some $A > 0$, $r_0 > 0$ and $\beta > 2$, where β is called the *path-loss exponent*. Assuming the signals are transmitted and received by omni-directional antennas, the total power received at some location y is

$$I(y) = I_{\tilde{\Phi}}(y) = \sum_{(x_i, p_i) \in \tilde{\Phi}} \frac{p_i}{l(|y - x_i|)}, \quad y \in \mathbb{R}^2. \quad (2.18)$$

We will often consider the following standard stochastic scenario for the above interference shot-noise field:

- (1) $\tilde{\Phi}$ is a stationary i.m.p.p. with points in \mathbb{R}^2 and intensity λ ;
- (2) the marks have some distribution $\mathbf{P}\{p \leq s\} = G(s)$ that does not depend on the location of the point.

Notice that this model excludes power control as described in § 24.2 in Volume II where powers are functions of the transmitter locations.

Kendall-like notation for the standard interference model Mimicking Kendall's notation in queuing theory, we will call the above standard stochastic scenario of SN a GI/GI interference model, where the first GI denotes a general independently marked stationary p.p. and the second GI stands for a general mark distribution. Some special cases are:

- M/· if the underlying i.m.p.p. $\tilde{\Phi}$ is Poisson;
- D/· if the underlying i.m.p.p. $\tilde{\Phi}$ is deterministic;
- M if the marks are exponentially distributed; i.e. $G(s) = 1 - e^{-\mu s}$ with $\mu \geq 0$.
- D if the marks are deterministic (constant).

For instance, the interference field in a Mobile ad Hoc Network (MANET) with nodes located according to a Poisson p.p. and without power control (see §24.3.1 in Volume II) can be seen as a M/· SN. Similarly, the famous honeycomb model used in certain cellular network models for representing the location of base stations leads to a downlink interference field which falls in the D/· SN class provided no power control is used (see §24.3.2 in Volume II).

Remark 2.3.1. Assume that emitted powers $p_i = p$ are constant and that we have some Rayleigh fading (see § 22.2.4 in Volume II). Then the power received at the location y from a transmitter at x_i is equal to $pF_i/l(|x_i - y|)$, where F_i is an exponential random variable with mean 1. Thus, interpreting pF_i as a “virtual power”, the GI/M model may be used to describe the interference in the presence of Rayleigh fading. The independence between F_i for different transmitters which is assumed in the GI/M model can be justified if the point process is sparse on the scale of the coherence distance (see § 22.3 in Volume II). However this shot-noise representation is valid only for one given location. Indeed, using the same value of the fading F_i from point x_i to different locations $y \in \mathbb{R}^2$ would not be a reasonable assumption as the channel conditions change significantly when y varies more than the coherence distance. We will return to this problem in § 2.3.3.

Corollary 2.3.2. The mean total received power in the GI/GI model is constant and equal to

$$\mathbf{E}[I(y)] = \mathbf{E}[I] = \mathbf{E}[p]\lambda \int_{\mathbb{R}^2} \frac{1}{l(|y|)} dy = \int_0^\infty (1 - G(s)) ds \, 2\pi\lambda \int_0^\infty \frac{r}{l(r)} dr. \quad (2.19)$$

The Laplace transform of the received power in the M/GI model is equal to

$$\mathcal{L}_{I(y)}(t) = \mathcal{L}_I(t) = \exp \left\{ -2\pi\lambda \int_0^\infty r \left(1 - \mathcal{L}_p(t/l(r)) \right) dr \right\}, \quad (2.20)$$

where $\mathcal{L}_p(t) = \int_0^\infty e^{-ts} G(ds)$ is the Laplace transform of the transmitted power. The second moment in the M/GI model is equal to

$$\mathbf{E}[I^2(y)] = (\mathbf{E}[I])^2 + \mathbf{E}[p^2] 2\pi\lambda \int_0^\infty \frac{r}{(l(r))^2} dr. \quad (2.21)$$

Example 2.3.3. For the M/M model, these values are equal to

$$\mathbf{E}[I] = \frac{2\pi\lambda}{\mu} \int_0^{\infty} \frac{r}{l(r)} \mathrm{d}r, \quad (2.22)$$

$$\mathcal{L}_I(t) = \exp\left\{-2\pi\lambda \int_0^{\infty} \frac{r}{1 + \mu l(r)/t} \mathrm{d}r\right\}. \quad (2.23)$$

Below, we use the fact that

$$\int_0^{\infty} \frac{1}{1+x^u} \mathrm{d}x = 1/u\Gamma(1/u)\Gamma(1-1/u). \quad (2.24)$$

Assuming OPL 3 for l , one obtains

$$\mathcal{L}_I(t) = \exp\left\{-\lambda \left(\frac{t}{\mu}\right)^{2/\beta} \frac{K(\beta)}{A^2}\right\}, \quad (2.25)$$

with

$$K(\beta) = \frac{2\pi^2}{\beta \sin(2\pi/\beta)} = \frac{2\pi\Gamma(2/\beta)\Gamma(1-2/\beta)}{\beta}. \quad (2.26)$$

Assuming OPL 1 for l with $\beta = 4$, one obtains

$$\mathcal{L}_I(t) = \exp\left[\frac{\lambda\pi}{A^2} \sqrt{\frac{t}{\mu}} \arctan\left((Ar_0)^2 \sqrt{\frac{\mu}{t}}\right) - \frac{\lambda\pi^2}{2A^2} \sqrt{\frac{t}{\mu}} + \lambda\pi r_0^2 \frac{(Ar_0)^4 - t - (Ar_0)^4\mu}{t + (Ar_0)^4\mu}\right]. \quad (2.27)$$

Corollary 2.3.4. Assume M/GI model with the non-null marks (i.e., $G(0) < 1$), for which at least one of the following conditions is satisfied: the distribution function G of the mark admits a density or the OPL function $l(r)$ is strictly decreasing. Then for $0 \leq a \leq b$

$$\mathbf{P}\{a \leq I \leq b\} = \int_{-\infty}^{\infty} \mathcal{L}_I(2i\pi s) \frac{e^{-2i\pi bs} - e^{-2i\pi as}}{2i\pi s} \mathrm{d}s, \quad (2.28)$$

provided $\int_{-\infty}^{\infty} |\mathcal{L}_I(2i\pi s)|^2 \mathrm{d}s < \infty$.

Proof. Under our assumptions, by Proposition 2.2.6, shot-noise I has a density that is square integrable provided the Fourier transform of I is so (see (Feller 1971, p.510)). Then the result follows by the Plancherel-Parseval theorem (see Lemma 12.2.1). \square

Remark 2.3.5. For the GI/GI scenario with OPL 1 and OPL 2 and $\mathbf{E}[p] = \int_0^\infty s G(ds) < \infty$ we can conclude from Proposition 2.2.3 and formula (2.19) with $l(r)$ replaced by $l(\max(r - \epsilon, 0))$ that, with probability 1, the SN field $I_{\tilde{\Phi}}(y)$ is finite for all $y \in \mathbb{R}^2$. For OPL 3 one has to be more careful. Note that by (2.19) the integral expressing $\mathbf{E}[I]$ is infinite in this case for $\beta > 2$ due to the pole at the origin (cf. also Example 22.1.3 in Volume II). Consequently, the simplified isotropic path-loss function OPL 3 cannot be used to model the mean interference field created by a homogeneous i.m.p.p. on the plane. However, with probability 1, $I_{\tilde{\Phi}}(y)$ is finite for all $y \in \mathbb{R}^2$ except for $y \in \Phi$. One can prove this by considering the mean of the shot-noise created by transmitters outside some vicinity of the receiver (which is finite) and knowing that the number of transmitters within this vicinity is finite with probability 1.

Using the explicit formula (2.20) one can also check that in the M/GI model with OPL 3 and $G(0) < 1$ the Fourier transform $\mathcal{L}_I(2i\pi)$ of I is square integrable.

Note that for the M/GI model, Proposition 2.2.4 allows one to calculate the *joint* Laplace transform of the received power at several locations.

2.3.2 *Directional Antennas

In the case of directional transmitter antennas, one can enrich the marked point process $\tilde{\Phi}$ of the previous section by taking as marks (p_i, θ_i) , where p_i is, as above, the power transmitted by point x_i and where θ_i is its antenna azimuth. We assume all the antennas have the same radiation pattern $\bar{\alpha}_e^2 = \bar{\alpha}^2$ (cf. § 22.1.2 in Volume II). If this is not the case, one has to consider the whole radiation pattern function as the mark of a point. Using the model (c in Volume II) of Chapter 22 in Volume II, it makes sense to model the total power received at y by the shot-noise

$$I(y) = I_{\tilde{\Phi}}(y) = \sum_{(x_i, (p_i, \theta_i)) \in \tilde{\Phi}} \frac{p_i \bar{\alpha}^2(\theta_i - \angle(y - x_i))}{l(|y - x_i|)}, \quad y \in \mathbb{R}^d. \quad (2.29)$$

Corollary 2.3.6. The mean total received power in a GI/GI interference model with directional antennas having the same radiation pattern $\bar{\alpha}^2$ and having independently, uniformly distributed azimuth θ is constant in y and equal to

$$\mathbf{E}[I(y)] = \mathbf{E}[I] = \int_0^\infty (1 - G(s)) ds \frac{1}{2\pi} \int_0^{2\pi} \bar{\alpha}^2(\theta) d\theta \ 2\pi\lambda \int_0^\infty \frac{r}{l(r)} dr.$$

The Laplace transform of the received power in the M/GI model with the above directional antennas is equal to

$$\mathcal{L}_{I(y)}(t) = \mathcal{L}_I(t) = \exp\left\{-\lambda \int_0^\infty \int_0^{2\pi} r \left(1 - \mathcal{L}_p(t\bar{\alpha}^2(\theta)/l(r))\right) dr d\theta\right\}.$$

Example 2.3.7. Continuing Example 22.1.4 in Volume II, note that for the radiation pattern RPO we have $\frac{1}{\pi} \int_{-\pi}^{\pi} \bar{\alpha}^2(\theta) d\theta = 1$, whereas for RP1, this integral can be expressed in terms of the *Sine integral*

$$\frac{1}{2\pi} \int_{-\pi}^{\pi} \frac{\sin(\omega\theta)}{\omega\theta} d\theta = \frac{1}{\omega\pi} \int_0^{\omega\pi} \frac{\sin \theta}{\theta} d\theta = \frac{\text{Si}(\omega\pi)}{\omega\pi}.$$

Numerical integration for $\omega = 1.81$ (so as to have $\bar{\alpha}^2(\pi/3) = 1/2 = 3\text{dB}$) gives

$$\frac{3}{2\pi} \frac{2\text{Si}(\omega\pi)}{\omega} = 0.3968.$$

For a general radiation pattern RP2, the integral $\int_{-\pi}^{\pi} \bar{\alpha}^2(\theta) d\theta$ can be easily evaluated analytically

$$\frac{1}{2\pi} \int_{-\pi}^{\pi} \bar{\alpha}^2(\theta) d\theta = \frac{1}{2\pi} \frac{-6\theta_1\pi + 9\theta_1^2 - 9\theta_2^2 + 18\theta_2\pi - 4\pi^2}{6(\pi - 3\theta_1)}.$$

The above value for $\theta_1 = \frac{\pi}{12}$, $\theta_2 = \frac{2}{3}\pi$ is equal to $19/48 = 0.39583$.

2.3.3 Fading Field

We return to the question of the joint law of the interference field at several locations of the space in the case of a Rayleigh fading, already alluded to above. We consider this question in the omni-directional path-loss function case.

In order to model the actual received power, one introduces a random fading field $F = F(x, y)$ on $\mathbb{R}^2 \times \mathbb{R}^2$, where $F(x, y)$ reflects the multipath signal propagation from x to y (cf. Chapter 22 in Volume II). It is then natural to introduce the response function

$$L(y, x, p) = pF(x, y)/l(|x - y|)$$

in the SN description of the interference field. Consequently, a fading-aware SN model takes the form

$$I(y) = I_{\tilde{\Phi}}(y) = \sum_{(x_i, (p_i, F_i)) \in \tilde{\Phi}} \frac{p_i F_i(y)}{l(|y - x_i|)}, \quad y \in \mathbb{R}^d, \quad (2.30)$$

where $F_i(\cdot) = F(x_i, \cdot)$. Note the above formula remains compatible with Definition 2.2.1 with marks $m_i = (p_i, F_i(\cdot))$ which comprise the emitted power and the fading fields of transmitter x_i (we admit however that the space of this mark is more complex than \mathbb{R}^ℓ as assumed in Definition 2.2.1).

As far as probabilistic assumptions are concerned, it is difficult to describe completely the distribution of the fading field $F(\cdot, \cdot)$, and thus of the marks $F_i(\cdot)$. However, inspired by what is said in § 22.2.4 in Volume II it is reasonable to assume the following *fading process postulates*:

- (1) The stochastic process $F(\cdot, \cdot)$ is independent of the other elements of the standard scenario for SN described in § 2.3.1 and has a constant marginal distributions with mean 1.
- (2) If $|y_1 - y_2| > \Delta$ or $|x_1 - x_2| > \Delta$, where Δ is some constant, then $F(x_1, y_1)$ and $F(x_2, y_2)$ are independent random variables.
- (3) If $|y_1 - y_2| < \delta$ and $|x_1 - x_2| < \delta$, where $\delta < \Delta$ is some constant, then $F(x_1, y_1) = F(x_2, y_2)$.

Remark: Typically the constants δ, Δ , which are related to the coherence distance, are of the order of the wave-length, and so are very small compared to the typical distance between transmitters and/or receivers.

2.3.3.1 Interference at a Single Location

The above fading process postulates, together with the exact form of the marginal distribution of F are enough to evaluate (or to reasonably approximate) the characteristics of the interference field at one location, say y_0 . In this case only the distribution of the vector $(F_i = F_i(y_0) = F(x_i, y_0) : x_i \in \Phi)$ is required. Our postulates on the fading process and the remark following them justify the assumption that this is a vector of independent and identically distributed (i.i.d.) random variables. This assumption is reasonable at least if the mean nearest neighbor distance for the point process Φ (which equals $1/(2\sqrt{\lambda})$ in the case of the Poisson p.p. with intensity λ) is much larger than the constant Δ in the second postulate. Thus, taking a standard model with $p_i := p_i F_i$ captures well the fading effect. Recall in particular that the constant emitted power p and Rayleigh fading F_i is equivalent to taking exponential “virtual powers” p_i .

2.3.3.2 Fading at Discrete Locations

We now focus on the value of the interference field at several locations of the plane, say y_1, \dots, y_k .

Our standard model for SN (see § 2.3.1) can be enriched by random variables representing fading in the channel from $x_i \in \Phi$ to y_j , for each pair (i, j) of transmitter $i = 1, \dots$ and receiver locations, $j = 1, \dots, k$. For this, one considers marks $(p_i, (F_i^1, \dots, F_i^k)) \in (\mathbb{R}^+)^{1+k}$, where p_i denotes the power of transmitter i and (F_i^1, \dots, F_i^k) the random vector representing the value of $F_i^j = F(x_i, y_j)$, the fading in the channels from transmitter i to receivers $y_j, j = 1, \dots, k$.

Consider the vector shot-noise field $(I_1(y), \dots, I_k(y))$ defined on $\mathbb{R}^{2 \times k}$ by

$$I_j(y) = \sum_{(x_i, (p_i, (F_i^1, \dots, F_i^k))) \in \tilde{\Phi}} \frac{p_i F_i^j}{l(|y - x_i|)}. \quad (2.31)$$

Note that due to our assumption on the fading, the value of this vector field taken at (y_1, \dots, y_k) , i.e.; $(I_1(y_1), \dots, I_k(y_k))$ corresponds to the total power received by y_j from all the transmitters x_i when the fading from x_i to y_j is F_i^j .

As far as probabilistic assumptions are concerned we will assume that

- (1) $\tilde{\Phi}$ is a general stationary i.m.p.p. in \mathbb{R}^2 with intensity λ (note that the i.m. assumption is reasonable in view of our postulates for the fading process, at least for point processes with a mean nearest neighbor distance sufficiently large compared to Δ), and
- (2) marks are identically distributed and such that p and the vector (F^1, \dots, F^k) are independent; we will denote by $F_{power}(dp)$ the distribution of p .

We will also when appropriate assume the following:

- (3) The components of the fading vector (F^1, \dots, F^k) are i.i.d. ²

A Rayleigh fading channel would consist in assuming F^j exponential random variables (cf. § 22.2.4 in Volume II).

Kendall-like notation (cont.) By analogy with queuing theory, we will call the model (2.31) a GI/GI/ k SN, where k stands for the number of different channels represented. If the underlying point process is

²Assumption 3 is reasonable if the locations y_1, \dots, y_k , are well separated in space.

Poisson, we denote it by $M/\cdot/k$ and $\cdot/M/k$ stands for the model with *independent exponential received powers in each of the k channels* (e.g. constant emitted power and Rayleigh fading).

As above, using (2.5), we can calculate the mean value of the total signal received at y_k in the GI/GI/ k model:

$$\mathbf{E}[I_j] = \mathbf{E}[p]\mathbf{E}[F] \int_{\mathbb{R}^2} \frac{1}{l(|y-x|)} M(dx),$$

where $\mathbf{E}[F]$ is the mean fading of the channel.

For the M/GI/ k model, i.e. under the assumption that $\tilde{\Phi}$ is an i.m. Poisson p.p., by Corollary 2.2.5, we can evaluate the joint Laplace transform $\mathcal{L}_{(I_1, \dots, I_k)}(t_1, \dots, t_k) = \mathbf{E}[\exp\{-\sum_{j=1}^k t_j I_j\}]$.

Corollary 2.3.8. For the M/GI/ k SN

$$\mathcal{L}_{(I_1, \dots, I_k)}(t_1, \dots, t_k) = \exp\left\{-\int_{\mathbb{R}^d} \left(1 - \int_{\mathbb{R}^\ell} \mathcal{L}_{\mathbf{f}}\left(\frac{pt_1}{l(|y_1-x|)}, \dots, \frac{pt_k}{l(|y_k-x|)}\right) F_{power}(dp)\right) \Lambda(dx)\right\},$$

where $\mathcal{L}_{\mathbf{f}}(t_1, \dots, t_k)$ is the Laplace transform of the fading vector \mathbf{f} . If \mathbf{f} consists of independent components then $\mathcal{L}_{\mathbf{f}}(t_1, \dots, t_k) = \prod_{j=1}^k \mathcal{L}_f(t_j)$.

Example 2.3.9 (Random cross-fading model). In the previous example we considered some finite set of fixed locations and a random pattern of transmitters. Consider now a more general situation, when one has a random pattern of transmitters Φ_e and another, possibly infinite, random set Φ_r of receivers. This model is very flexible and does not exclude the case where certain transmitters and receivers are located at the same points; i.e. possibly $\Phi_e \cap \Phi_r \neq \emptyset$; in the extreme case, one can consider $\Phi_e = \Phi_r$. In this context it is useful to attach to x_i marks of the form $(p_i, f_{ij}, x_j \in \Phi_r)$ where p_i denotes the power of transmitter x_i and f_{ij} the fading of the channel from x_i to y_j . This model could be denoted by GI/GI/ ∞ and is related to the so called *random connection model* considered in continuum percolation (see (Meester and Roy 1996)).

2.3.4 Time-space Shot-Noise

This section is concerned with a time-space model which leads to a vector shot-noise field., namely to a field which takes its values in $(\mathbb{R}^+)^k$ with $k > 1$ (see the beginning of § 2.2.1). The basic data in this model is

- a collection of points $\{x_i\}$ representing the locations of transmitters on the plane \mathbb{R}^2 ($d = d' = 2$ in Definition 2.2.1);
- a collection of marks $P_i \in \mathbb{R}^{+k}$; the i -th coordinate of P_i , denoted by $p_{i,n}$, is the power/fading of transmitter i at time $1 \leq n \leq k$ (the dimension l of the mark space of Definition 2.2.1 is hence here equal to k);
- a k -dimensional response function $L(y, x, P)$ with n -th coordinate $L_n(y, x, P) = p_n/l(|x-y|)$, where p_n is the n -th coordinate of P and where l is some omni-directional path-loss function.

This time-space model is a natural extension the standard model of § 2.3.3.1: transmitters are fixed but their power/fading conditions change over time and

$$I(y) = \sum_i L(y, x_i, P_i) \in \mathbb{R}^{+k}$$

is then the vector of \mathbb{R}^{+k} the n -th coordinate of which, denoted by $I_n(y)$, gives the interference at location y and at time n . Proposition 2.2.4 allows one to derive the Laplace transform $\mathcal{L}_{I(y)}(t_1, \dots, t_k) = \mathbf{E}[e^{-\sum_{n=1}^k t_n I_n(y)}]$ of $I(y)$.

A natural instance of the model is that where the transmitter locations form a Poisson p.p. of intensity λ , where the marks P_i are i.i.d. and where the coordinates of P_i are i.i.d. Then

$$\mathcal{L}_{I(y)}(t_1, \dots, t_k) = \exp\left\{-2\pi\lambda \int_0^\infty r \left(1 - \prod_{n=1}^k \mathcal{L}_p(t_n/l(r))\right) dr\right\}, \quad (2.32)$$

where $\mathcal{L}_p(u)$ denotes the Laplace transform of $p_{1,1}$ at point u .

2.4 Extremal Shot-Noise

We will introduce now a shot-noise model in which instead of adding the impact of all points (and their marks) we look for points having extremal impact. For simplicity we consider here only a scalar extremal shot-noise field defined on the same space as the point-process $\tilde{\Phi}$. More precisely, consider a marked point process $\tilde{\Phi} = \sum_i \varepsilon_{(x_i, m_i)}$ on \mathbb{R}^d with marks in \mathbb{R}^ℓ and some non-negative response function $L : \mathbb{R}^d \times \mathbb{R}^d \times \mathbb{R}^\ell \mapsto \mathbb{R}^+$.

Definition 2.4.1. Given a marked point process $\tilde{\Phi}$ and response function as above the *extremal shot-noise (ESN) field* is defined by

$$X_{\tilde{\Phi}}(y) = \max_{(x_i, m_i) \in \tilde{\Phi}} L(y, x_i, m_i), \quad y \in \mathbb{R}^d.$$

Since L is positive, $X_{\tilde{\Phi}}(y)$ is well defined but can be infinite.

Interestingly, the finite-dimensional distributions of the field $\{X_{\tilde{\Phi}}(y) = X(y) : y \in \mathbb{R}^d\}$ can be expressed via the Laplace transform of certain associated (additive) shot-noise variables. For this note that

$$\begin{aligned} \mathbf{P}\{X(y_1) \leq t_1, \dots, X(y_k) \leq t_k\} &= \mathbf{P}\{L(y_j, x_i, m_i) \leq t_j \text{ for all } j = 1, \dots, k, (x_i, m_i) \in \tilde{\Phi}\} \\ &= \mathbf{E}\left[\exp\left\{\sum_{(x_i, m_i) \in \tilde{\Phi}} \log\left(\prod_{j=1}^k \mathbf{1}(L(y_j, x_i, m_i) \leq t_j)\right)\right\}\right]. \end{aligned} \quad (2.33)$$

Consequently, for i.m. Poisson p.p. we can express these finite-dimensional distributions explicitly.

Proposition 2.4.2. Suppose that $\tilde{\Phi}$ is an i.m. Poisson p.p. with intensity measure Λ and mark distribution $F_x(dm)$. Consider the ESN $X(y) = X_{\tilde{\Phi}}(y)$ with the response function L . Then

$$\mathbf{P}\{X(y_1) \leq t_1, \dots, X(y_k) \leq t_k\} = \exp\left\{-\int_{\mathbb{R}^d} \int_{\mathbb{R}^\ell} \left(1 - \prod_{j=1}^k \mathbf{1}(L(y_j, x, m) \leq t_j)\right) F_x(dm) \Lambda(dx)\right\}.$$

In particular

$$\mathbf{P}\{X(y) \leq t\} = \exp\left\{-\int_{\mathbb{R}^d} \int_{\mathbb{R}^\ell} \mathbf{1}(L(y, x, m) > t) F_x(dm) \Lambda(dx)\right\}.$$

Proof. The results follow from (2.33) and (2.2). □

The extremal shot-noise model is often used in situations where one looks for some optimal transmitter/receiver. For instance, the extremal shot-noise $X_{\tilde{\Phi}}(y)$ represents the strongest signal power received at y .

3

Boolean Model

In this section we introduce the most celebrated model of stochastic geometry — the Boolean model (BM). It is also a basic model of continuum percolation.

3.1 Boolean Model as a Coverage Process

In the simplest setting, the BM is based on a Poisson p.p. the points of which are also called *germs* and on an independent sequence of i.i.d. compact sets called the *grains*. The Poisson set of germs and the independence of the grains make the BM analytically tractable. The BM is often considered as the null hypothesis in stochastic geometry modeling.

We define the BM as a model driven by an i.m. Poisson p.p.

$$\tilde{\Phi} = \sum_i \varepsilon_{(x_i, \Xi_i)}, \quad (3.1)$$

on \mathbb{R}^d with marks Ξ_i being independent *random closed sets* (RACs) of \mathbb{R}^d , representing the grains (to see how to make the set of closed subsets of \mathbb{R}^d a measurable space, see (Matheron 1975)). Note that in § 2.1 we considered (for simplicity) only marks m_i in some Euclidean space \mathbb{R}^ℓ . To handle more general mark spaces we can think of subsets Ξ_i as being chosen from some family of closed sets, $\Xi_i \in \{\Xi(m) : m \in \mathbb{R}^\ell\}$, by a random sampling of some parameter $m \in \mathbb{R}^\ell$. Perhaps the simplest example is the following family of random closed balls:

Example 3.1.1 (Random closed balls). By a *random closed ball* we mean a closed ball $\Xi(m) = B_0(m)$ of random radius $m \in \mathbb{R}^+$, centered at the origin $0 \in \mathbb{R}^d$.

More general, nonparametric RACs, modeling possibly very irregular random grains, can also be considered using measure-theoretic formalism (see (Matheron 1975)).

Let us introduce the following operations on the subsets $A, B \in \mathbb{R}^d$ of the Euclidean space: $A \oplus B = \{x + y : x \in A, y \in B\}$, $x + B = \{x + y : y \in B\}$, for $x \in \mathbb{R}^d$, $\check{B} = \{-x : x \in B\}$, $rB = \{ry : y \in B\}$, for $r \in \mathbb{R}$.




Fig. 3.1 Boolean Model with random spherical grains.

Definition 3.1.2. Let Φ be a Poisson p.p. of intensity $\Lambda(\cdot)$ on \mathbb{R}^d and let $\tilde{\Phi}$ be given by (3.1) for some independent and i.i.d. sequence of marks $\{\Xi_i\}$ which are RACs of \mathbb{R}^d . We assume that the common distribution of these RACs satisfies the condition that

$$\mathbf{E}[\Lambda(\tilde{\Xi} \oplus K)] < \infty \quad \text{for each compact } K \subset \mathbb{R}^d, \quad (3.2)$$

where Ξ is a generic RAC with this distribution. The associated *Boolean model* is the union

$$\Xi_{BM} = \bigcup_i (x_i + \Xi_i). \quad (3.3)$$

We will see later in Lemma 3.1.5 that condition (3.2) guarantees that almost surely, in each bounded window, one observes at most finitely many grains. This desired local structure of the model implies that the *countable infinite union* Ξ_{BM} of closed sets $x_i + \Xi_i$ is a closed set and thus that the BM is also a RAC.

The following example of BM will be often considered.

Example 3.1.3 (Homogeneous BM in \mathbb{R}^d with random spherical grains). Let Φ be stationary Poisson process with intensity λ on \mathbb{R}^d (i.e., $\Lambda(dx) = \lambda dx$). Assume that $\Xi_i = B_0(R_i)$ where R_i are i.i.d. and distributed as the generic random variable R . The random set Ξ given by (3.3) is called *homogeneous BM with random spherical grains*. Note that condition (3.2) is equivalent to $\mathbf{E}[R^d] < \infty$, which will be always assumed. Figure 3.1 shows a realization of a BM with random spherical grains.

We now study some basic characteristics of the BM.

3.1.1 Capacity Functional

The capacity functional plays for RACs a role analogous to that of the (cumulative) distribution function for random variables. It is a key characteristic of a RAC that uniquely defines its distribution.

Definition 3.1.4. Let Ξ be a RAC. The *capacity functional* $T_\Xi(K)$ of Ξ is defined as

$$T_\Xi(K) = \mathbf{P}\{\Xi \cap K \neq \emptyset\}$$

for all compact $K \subset \mathbb{R}^d$.

Remark: Obviously we have $T_\Xi(\emptyset) = 0$ and in general $0 \leq T_\Xi(K) \leq 1$. These properties can be seen as analogous to the properties $F(-\infty) = 0, 0 \leq F(x) \leq 1$ of a distribution function F of a random variable. One can complete the above two properties by another couple of properties, analogous to monotonicity and right continuity of a distribution function, and then define a *Choquet alternating capacity functional* as any functional $T(K)$ of compact sets K satisfying the four conditions. A celebrated theorem of the theory of RACs (Choquet's theorem; see (Matheron 1975)) states that each such capacity functional uniquely defines some RAC distribution, exactly as each d.f. defines the distribution of a random variable.

Before calculating the capacity functional of the BM, we will prove the following very useful lemma.

Lemma 3.1.5. Let Ξ_{BM} be the BM with intensity of germs Λ and the generic grain Ξ . Then, the number of grains of the BM intersecting a given compact K

$$N_K = \#\{x_i : (x_i + \Xi_i) \cap K \neq \emptyset\}$$

is a Poisson random variable with parameter $\mathbf{E}[\Lambda(\check{\Xi} \oplus K)]$.

Proof. Let $\check{\Phi}$ be a marked Poisson p.p. generating the BM as in Definition 3.1.2. For a given compact K define the point process

$$\Phi_K = \sum_{(x_i, \Xi_i) \in \check{\Phi}} \varepsilon_{x_i} \mathbf{1}((x_i + \Xi_i) \cap K \neq \emptyset).$$

Note that Φ_K is an independent thinning of the points of $\check{\Phi}$ (germs of the BM) with the thinning probability

$$p_K(x) = \mathbf{P}\{x + \Xi \cap K \neq \emptyset\} = \mathbf{P}\{x \in \check{\Xi} \oplus K\}.$$

By Proposition 1.3.5, Φ_K is a Poisson p.p. with intensity measure $p_K(x)\Lambda(dx)$. Moreover $N_K = \Phi_K(\mathbb{R}^d)$ is a Poisson random variable with parameter $\int_{\mathbb{R}^d} p_K(x) \Lambda(dx)$. By Fubini's theorem

$$\int_{\mathbb{R}^d} p_K(x) \Lambda(dx) = \int_{\mathbb{R}^d} \mathbf{P}\{x \in \check{\Xi} \oplus K\} \Lambda(dx) = \mathbf{E}\left[\int_{\mathbb{R}^d} \mathbf{1}(x \in \check{\Xi} \oplus K) \Lambda(dx)\right] = \mathbf{E}[\Lambda(\check{\Xi} \oplus K)],$$

which completes the proof. □

We can now calculate the capacity functional of the BM.

Proposition 3.1.6. The capacity functional of the BM Ξ_{BM} with intensity of germs Λ and the generic grain Ξ is equal to

$$T_{\Xi_{BM}}(K) = 1 - e^{-\mathbf{E}[\Lambda(\check{\Xi} \oplus K)]}.$$

Proof. Note that $T_{\Xi}(K) = \mathbf{P}\{N_K \neq 0\}$, where $N_K = \#\{x_i : (x_i + \Xi_i) \cap K \neq \emptyset\}$. The result follows from Lemma 3.1.5. \square

3.1.2 Characteristics of the Homogeneous BM

Definition 3.1.7. We say that the BM Ξ_{BM} is *homogeneous* if the underlying Poisson p.p. Φ is stationary. The intensity of the latter, $0 < \lambda < \infty$, is also called the intensity of the homogeneous BM.

Remark: Note that the *distribution of the homogeneous BM is invariant with respect to any translation in \mathbb{R}^d* . Indeed, the homogeneity assumption implies that the capacity functional of Ξ_{BM} is translation invariant i.e. $T_{\Xi_{BM}}(a + K) = T_{\Xi_{BM}}(K)$ for any $a \in \mathbb{R}^d$. This follows from Proposition 3.1.6 and the simple observation that $|\check{\Xi} \oplus (a + K)| = |a + (\check{\Xi} \oplus K)| = |\check{\Xi} \oplus K|$, where $|\cdot|$ denotes Lebesgue measure (volume) in \mathbb{R}^d . The fact that

$$T_{\Xi_{BM}}(a + K) = \mathbf{P}\{\Xi_{BM} \cap (a + K) \neq \emptyset\} = \mathbf{P}\{(\Xi_{BM} - a) \cap K \neq \emptyset\} = T_{\Xi_{BM}-a}(K)$$

and the remark after Definition 3.1.4 imply that the same holds true for the distribution of Ξ_{BM} .

In the sequel we will define some important characteristics of a RAC whose distribution is invariant with respect to any translation in \mathbb{R}^d (for short, we will speak of a translation invariant RAC) and evaluate these characteristics for the homogeneous BM.

Definition 3.1.8 (Volume fraction). The *volume fraction* p of the translation invariant RAC Ξ is defined as the *mean fraction of the volume occupied by Ξ*

$$p = \frac{\mathbf{E}[|\Xi \cap B|]}{|B|}$$

for $|B| > 0$, which, by translation invariance of Ξ , can be shown not to depend on the particular choice of bounded B .

Remark: Due to the translation invariance of the RAC the volume fraction can also be expressed as *the probability that a given point (say the origin) is covered by Ξ* . Indeed

$$p = \frac{\mathbf{E}[|\Xi \cap B|]}{|B|} = \frac{1}{|B|} \int_B \mathbf{E}[\mathbb{1}(x \in \Xi)] dx = \mathbf{P}\{0 \in \Xi\} = \mathbf{P}\{\Xi \cap \{0\} \neq \emptyset\} = T_{\Xi}(\{0\}),$$

which is nothing but the capacity functional of Ξ evaluated on a singleton.

By the above remark and Proposition 3.1.6, we immediately obtain that:

Corollary 3.1.9. The volume fraction of the homogeneous BM with intensity λ and generic grain Ξ is equal to

$$p = 1 - e^{-\lambda \mathbf{E}[|\Xi|]}.$$

Definition 3.1.10 (Covariance function). The *covariance function* $C(x)$ of the translation invariant RAC Ξ_{MB} is defined as the probability that two points separated by the vector $x \in \mathbb{R}^d$ belong to Ξ_{MB} ; i.e. by

$$C(x) = \mathbf{P}\{0 \in \Xi_{MB}, x \in \Xi_{MB}\}.$$

This definition can be extended to any translation invariant RAC.

Note that $C(x) = \mathbf{E}[\mathbf{1}(0 \in \Xi)\mathbf{1}(x \in \Xi)]$, so it is a “non-centered” covariance of the random variables $\mathbf{1}(0 \in \Xi)$ and $\mathbf{1}(x \in \Xi)$; the “true” centered covariance is equal to $C(x) - (\mathbf{P}(0 \in \Xi))^2 = C(x) - p^2$.

If the distribution of the RAC Ξ is invariant with respect to all translations and rotations in \mathbb{R}^d then $C(x)$ depends only on $|x|$. In this case we will write $C(x) = C(|x|)$, with a slight abuse of notation.

Corollary 3.1.11. The covariance function of the homogeneous BM with intensity λ and the generic grain Ξ is equal to

$$C(x) = 2p - 1 + (1 - p)^2 e^{\lambda \mathbf{E}[|\Xi \cap (\Xi - x)|]}.$$

Proof. We write

$$\begin{aligned} C(x) &= \mathbf{P}\{0 \in \Xi \cap (\Xi - x)\} \\ &= \mathbf{P}\{0 \in \Xi\} + \mathbf{P}\{x \in \Xi\} - \mathbf{P}\{0 \in \Xi \cup (\Xi - x)\} \\ &= 2p - \mathbf{P}\{0 \in \Xi \cup (\Xi - x)\} \\ &= 2p - \mathbf{P}\{\Xi \cap \{0, x\} \neq \emptyset\} \\ &= 2p - T_{\Xi}(\{0, x\}) \\ &= 2p - 1 + e^{-\lambda \mathbf{E}[|\tilde{\Xi} \oplus \{0, x\}|]} \\ &= 2p - 1 + e^{-\lambda \mathbf{E}[|\Xi| + |\Xi - x| - |\Xi \cap (\Xi - x)|]} \\ &= 2p - 1 + (1 - p)^2 e^{\lambda \mathbf{E}[|\Xi \cap (\Xi - x)|]}, \end{aligned}$$

which completes the proof. □

Definition 3.1.12 (Contact distribution function). Consider a translation invariant RAC Ξ . Let B be a given bounded convex set containing the origin ($0 \in B$). The *contact distribution function* (CDF) $H_B(r)$ of Ξ with respect to the *test set* B is defined as the conditional probability that the dilation of the set B by the factor r is included in the complement $\Xi^c = \mathbb{R}^d \setminus \Xi$ of the RAC Ξ given $0 \in \Xi^c$; i.e.,

$$H_B(r) = \mathbf{P}\{rB \subset \Xi^c \mid 0 \in \Xi^c\} = \frac{\mathbf{P}\{\Xi \cap rB = \emptyset\}}{1 - p}, \quad r \geq 0,$$

where p is the volume fraction of Ξ .

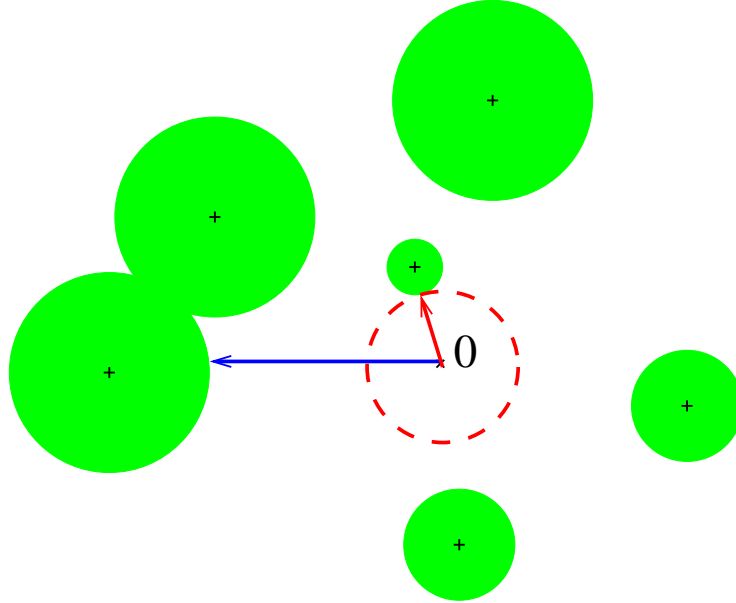


Fig. 3.2 The radius of the smallest sphere centered at 0 and intersecting the BM and the shortest segment joining 0 with the BM in the direction of $(-1, 0)$. The conditional distribution functions of the radius of the sphere and the length of the segment, given 0 is not covered by the BM, are called, respectively, the spherical and linear contact distribution functions.

Different instances of contact distribution functions can be considered, depending on the choice of the test set B . The most popular cases are

The spherical CDF. This is the case when $B = B_0(1)$; in this case the CDF $H_{B_0(1)}(r)$ is the *conditional distribution function of the distance from 0 to Ξ given $0 \notin \Xi$* ; see Figure 3.2.

The linear CDF. This is when $B = [0, v]$, a segment from the origin with direction $v \in \mathbb{R}^d$, $|v| = 1$; in this case the CDF $H_{[0,v]}(r)$ is the *conditional distribution function of the distance from 0 to Ξ in the direction of the vector v , given $0 \notin \Xi$* . If Ξ is invariant with respect to rotations, then the linear CDF does not depend on the direction v and $H_{[0,v]}(r) = H(r)$ can be seen as the conditional distribution function of the distance from the origin to Ξ in a *randomly chosen direction*; see Figure 3.2.

Note that the CDF can be expressed in terms of the capacity functional. In particular, the CDF of the homogeneous BM can be evaluated using Proposition 3.1.6.

Definition 3.1.13 (Coverage probability). The *coverage probability* of compact set K by a RAC Ξ (not necessarily translation invariant) is defined as the probability that K is included in Ξ , i.e. as $\mathbf{P}\{K \subset \Xi\}$.

The coverage probability is in general difficult to evaluate. Obviously

$$\mathbf{P}\{K \subset \Xi\} \leq T_{\Xi}(K)$$

and equality holds for a singleton $K = \{x\}$. More explicit results can be obtained for some hard-core germ-grain models, in which points (“germs”) of some point process are centroids of some non-intersecting closed sets (“grains”); c.f. e.g. Matérn model in Example 2.1.3. For such models, for any connected K , the event $\{K \subset \Xi\}$, is equal to the event that K is entirely contained in one of the grains.

For the BM, the following easy result holds.

Proposition 3.1.14. A random subset Ξ_{BM} of \mathbb{R}^d given by (3.3) driven by a stationary Poisson p.p. with intensity $0 < \lambda < \infty$ covers any given subset $K \subseteq \mathbb{R}^d$ of non-null d -dimensional volume $|K| > 0$ with probability 1 iff $\mathbf{E}[|\Xi|] = \infty$ ¹.

Proof. Assume that the BM covers K . Then, by Definition 3.1.8, its volume fraction is $p = 1$. Using the explicit formula given in Corollary 3.1.9, one finds that necessarily $\mathbf{E}[|\Xi|] = \infty$. Conversely, if this latter is true, we have $p = 1$ and consequently the d -dimensional volume of the complement of the BM, $\mathbb{R}^d \setminus \Xi_{BM}$ is almost surely null. In order to conclude that $\Xi_{BM} = \mathbb{R}^d$ consider the following ϵ -dilation $\Xi_{BM}(\epsilon) = \bigcup_i (x_i + (\Xi_i \oplus B_0(\epsilon)))$ of Ξ_{BM} , and note that $|\mathbb{R}^d \setminus \Xi_{BM}| = 0$ implies $\Xi_{BM}(\epsilon) = \mathbb{R}^d$ for any $\epsilon > 0$. By monotone convergence

$$\mathbf{P}\{\Xi_{BM} = \mathbb{R}^d\} = \lim_{\epsilon \rightarrow 0} \mathbf{P}\{\Xi_{BM}(\epsilon) = \mathbb{R}^d\} = 1,$$

which completes the proof. □

More informative results for the coverage of the BM are known only in asymptotic form. To this regard, consider the following parametric family of homogeneous BMs on the plane \mathbb{R}^2 with spherical grains of with random radius R of finite second moment (cf Example 3.1.3).

$$\Xi_{BM}(r) = \bigcup_i (x_i + B_0(rR_i)). \quad (3.4)$$

Proposition 3.1.15. Let K be a compact set in \mathbb{R}^2 with null 2D Lebesgue measure of the boundary $|\partial K| = 0$. Consider the family of BMs (3.4) with intensity of germs λ and assume that $\mathbf{E}[R^{2+\epsilon}] < \infty$ for some $\epsilon > 0$. Denote

$$\phi(\lambda, r) = \pi r^2 \lambda \mathbf{E}[R^2] - \log \frac{|K|}{\pi r^2 \mathbf{E}[R^2]} - 2 \log \log \frac{|K|}{\pi r^2 \mathbf{E}[R^2]} - \log \frac{\mathbf{E}[R]^2}{\mathbf{E}[R^2]}.$$

Then

$$\mathbf{P}\{K \subset \Xi_{BM}(r)\} = \exp[-e^{-\phi(\lambda, r)}] + o(1) \quad \text{as } \lambda \rightarrow \infty, r \rightarrow 0, \quad (3.5)$$

provided $\phi(\lambda, r)$ tends to some limit (possibly $\pm\infty$).

The original proof of the above result (which is very technical and more general – dimension $d \geq 2$, more general grains, and multiple coverage – can be found in (Janson 1986, cf. Lemma 7.3).

Note that the above result gives approximations of the coverage probability for dense BMs with small grains. The following two particular parameterizations are of interest if one wants to design a BM with some given (approximate) probability of coverage of a given set K . The first one shows how many germs of a given size are needed, while the second one indicates how large grains should be if the density of germs is given.

¹Strictly speaking the set Ξ_{BM} in this case is no longer a BM, for which $\mathbf{E}[|\Xi|] < \infty$ is required; cf condition (3.2).

Corollary 3.1.16. For a given u ($-\infty < u < \infty$) take

$$\lambda = \lambda(r) = \frac{1}{\pi r^2 \mathbf{E}[R^2]} \left(\log \frac{|K|}{\pi r^2 \mathbf{E}[R^2]} + 2 \log \log \frac{|K|}{\pi r^2 \mathbf{E}[R^2]} + \log \frac{\mathbf{E}[R]^2}{\mathbf{E}[R^2]} + u \right) \quad (3.6)$$

or

$$r = r(\lambda) = \sqrt{\frac{\log \lambda + \log \log \lambda + \log(|K| \mathbf{E}[R]^2 / \mathbf{E}[R^2]) + u}{\lambda \pi \mathbf{E}[R^2]}}. \quad (3.7)$$

Then

$$\mathbf{P}\{K \subset \Xi\} = \exp[-e^{-u}] + o(1)$$

as $r \rightarrow 0$ or $\lambda \rightarrow \infty$, respectively.

Proof. Note that (3.6) is a solution of the equality $\phi(\lambda, r) = u$ in λ while (3.7) implies $\phi(\lambda, r(\lambda)) \rightarrow u$ when $\lambda \rightarrow \infty$. The result follows from Proposition 3.1.15. \square

The following bounds have been shown in (Hall 1988, Theorem 3.11) in the case of the BM with grains of *fixed (deterministic) radius*.

Proposition 3.1.17. Let $\Xi_{BM}(r)$ be the homogeneous BM given by (3.4) with constant $R_i \equiv 1$ and intensity of grains λ . Let $B = B_0(1)$ be the unit disc. Then

$$1 - \min\{1, 3(1 + \pi r^2 \lambda^2)e^{-\pi r^2 \lambda}\} < \mathbf{P}\left\{B \subset \bigcup_{i: x_i \in B} (x_i + \Xi_i)\right\} < 1 - \frac{1}{20} \min\{1, (1 + \pi r^2 \lambda^2)e^{-\pi r^2 \lambda}\}.$$

Note that the above result gives bounds for the probability that the unit disc is included in the union of grains whose germs belong to this disc and not to the whole union Ξ_{BM} .

BM is often considered as a model for the total coverage obtained by a deployment of an irregular radio network. One can think of an access network, or a sensor network. Points denote locations of access points or sensors, whereas the grains model communication or sensing regions of the antennas. In this context one can use level sets of the path-loss function (see Section 2.3.1) as these grains.

3.2 Boolean Model as a Connectivity Model

One says that two nodes x_i and x_j of the BM are *connected* if $(x_i + \Xi_i) \cap (x_j + \Xi_j) \neq \emptyset$.

The random geometric graph is the graph associated by Boolean connectivity: its nodes are the points of the point process and there is an edge between two nodes if they are connected.

Continuum percolation (also referred to as Boolean percolation) is about the existence of infinite connected components of the BM (or equivalently infinite components in the random geometric graph).

In this section, we restrict our attention to a BM with spherical grains.

3.2.1 Connectivity in a Compact Set

Definition 3.2.1 (Connectivity in a finite window). Given a compact set K we say that the BM Ξ_{BM} is *connected in K* if the set $\bigcup_{i: x_i \in K} (x_i + \Xi_i)$ is connected.

Only an asymptotic result is known for the probability of the above event in the case of the BM with *fixed* (of *deterministic radius*) spherical grains.

Proposition 3.2.2. Let K be a square in \mathbb{R}^2 and consider the parametric family of BMs $\Xi_{BM}(r)$ on \mathbb{R}^2 given by (3.4) with constant $R_i \equiv 1$ and intensity λ . Let $\phi(\lambda, r) = 4\pi r^2 \lambda / |K| - \log \lambda$. Then

$$\mathbf{P}\{\Xi_{BM}(r) \text{ is connected in the square } K\} = \exp[-e^{-\phi(\lambda, r)}] + o(1) \quad \text{as } \lambda \rightarrow \infty, r \rightarrow 0, \quad (3.8)$$

provided $\phi(\lambda, r)$ tends to some limit (possibly $\pm\infty$).

Proof. We will use Proposition 13.1.4 concerning the Minimal Spanning Tree (MST) of the Poisson p.p. (see Chapter 13). The key observation is that $\Xi_{BM}(r)$ percolates in the square K iff the longest edge M_K of the minimal spanning tree of $\Phi \cap K$ is not longer than $2r$, which is equivalent to

$$\lambda \pi M_K^2 - \log \lambda \leq 4\lambda \pi r^2 - \log \lambda.$$

Scaling down the radius of the grains and the side of the square K by the factor $\sqrt{|K|}$, we obtain

$$\lambda \pi M^2 - \log \lambda \leq 4\lambda \pi r^2 / |K| - \log \lambda,$$

where M is the longest edge of the MST of Φ in the unit square. The result now follows from Proposition 13.1.4. \square

Corollary 3.2.3. For a given u ($-\infty < u < \infty$) take

$$\lambda = \lambda(r) = \frac{|K|}{4\pi r^2} \left(\log \frac{|K|}{4\pi r^2} + \log \log \frac{|K|}{4\pi r^2} + u \right) \quad (3.9)$$

or

$$r = r(\lambda) = \sqrt{\frac{|K|(\log \lambda + u)}{4\lambda\pi}}. \quad (3.10)$$

Then

$$\mathbf{P}\{\Xi_{BM}(r) \text{ is connected in the square } K\} = \exp[-e^{-u}] + o(1)$$

as $r \rightarrow 0$ or $\lambda \rightarrow \infty$, respectively.

Proof. Note that (3.10) is a solution of the equality $\phi(\lambda, r) = u$ in λ while (3.9) implies $\phi(\lambda(r), r) \rightarrow u$ when $r \rightarrow 0$. The result follows from Proposition 3.1.15. \square

3.2.2 Percolation in \mathbb{R}^d

In this section we restrict our attention to homogeneous BM with spherical grains of random radius R (cf Example 3.1.3). Assume that $\mathbf{E}[R^d] < \infty$. With probability 1 the BM with spherical grains (3.4) is not connected in \mathbb{R}^d . In fact, one can prove the following stronger fact. Denote by ν_d the volume of a unit-radius ball in \mathbb{R}^d . Denote by $B_0(R_0)$ the grain (ball) centered at 0 under Palm probability \mathbf{P}^0 (call it “typical grain”; cf Section 2.1.2).

Proposition 3.2.4. Consider the homogeneous BM Ξ_{BM} in \mathbb{R}^d given by (3.4), with $r = 1$ and intensity λ . Assume that $\mathbf{E}[R^d] < \infty$. Then

- the probability that a typical grain is isolated is equal to

$$\mathbf{P}^0 \left\{ B_0(R_0) \cap \bigcup_{x_i \neq 0} (x_i + B_0(R_i)) = \emptyset \right\} = \mathbf{E} \left[e^{-\lambda \nu_d \sum_{k=0}^d \binom{d}{k} R_0^{d-k} E[R^k]} \right] \quad \text{and} \quad (3.11)$$

- the number of isolated grains of Ξ_{BM} is infinite with probability 1.
-

Proof. Conditioning on the radius $R_0 = r$ of the typical grain $B_0(R_0)$ located (under \mathbf{P}^0) at the origin $x_i = 0$, all other points whose grains are not disjoint from $B_0(r)$ form an independent thinning (cf Section 1.3.2) of the marked p.p. $\tilde{\Phi}' = \sum_{i:|x_i| \neq 0} \varepsilon_{(x_i, B_0(R_i))}$. The retention probability for position x_i and radius R_i is $p(x_i, R_i) = \mathbf{P}\{r + R_i \geq |x_i|\}$. By Slivnyak's theorem (see Proposition 1.4.5), under \mathbf{P}^0 , $\tilde{\Phi}'$ is a homogeneous Poisson p.p. with intensity λ and by Proposition 1.3.5, the thinning is a non-homogeneous Poisson p.p. with intensity measure Λ such that

$$\Lambda(\mathbb{R}^d) = l(r) = \lambda \int_{\mathbb{R}^d} p(x, s) dx F(ds) = \lambda \nu_d \sum_{k=0}^d \binom{d}{k} r^{d-k} E[R^k],$$

where F is the distribution of R . Consequently, the probability that $B_0(r)$ is isolated is equal to $e^{-l(r)}$ and (3.11) follows on de-conditioning with respect to the radius $R_0 = r$.

In order to prove the second statement denote by $N = N(\tilde{\Phi})$ the number of isolated grains of the BM Ξ_{BM} , where $\tilde{\Phi}$ is a Poisson p.p. that generates Ξ_{BM} (cf. Definition 3.1.2). By the ergodicity of the homogeneous Poisson p.p. (this is easily extended to independently marked Poisson p.p.; cf. proof of Proposition 1.6.9), it follows from Proposition 1.6.10 (4) that N is almost surely constant. In what follows, we will show that N is not bounded, implying $N = \infty$ almost surely. Indeed, by Campbell's formula (1.19) and (3.11) we have

$$\mathbf{E}[N(\Phi)] = \lambda \int_{\mathbb{R}^d} \mathbf{P}^0 \{ B_0(R_0) \text{ is isolated set} \} dx = \infty,$$

which implies that N cannot be bounded. □

Remark: From the above considerations it should be clear that even very “strange” but possible (i.e. of positive probability) local configurations of points of the Poisson p.p. can be observed infinitely many times in the whole pattern.

We now continue on percolation, which, in view of what was said, cannot be reasonably defined as a total connectivity of Ξ_{BM} .

Definition 3.2.5. One says that the BM *percolates* on \mathbb{R}^d if there exists an infinite connected component of Ξ_{BM} .

Just as with isolated grains, one is also interested in the event that (under the Palm distribution) *the typical grain* $B_0(R_0)$ *belongs to an infinite component*.

Remark: By “infinite component” we understand the component which consists of an infinite number ($\#$) of grains. Note that such an infinite component is almost surely an unbounded set in the sense that it is not contained in any bounded window, because the number of grains visible in a compact window is a.s. finite (as a consequence of $\mathbf{E}[R^d] < \infty$, cf. Lemma 3.1.5). Denote by C the maximal (in the sense of inclusion) connected subset of Ξ_{BM} which includes $B_0(R_0)$. We call C *the clump*.

Let our homogeneous BM with spherical grains (see Example 3.1.3) be parameterized by the intensity λ of the stationary Poisson p.p. Denote by λ_0 the following “critical” intensity

$$\lambda_0 = \inf \left\{ \lambda \geq 0 : \mathbf{P}_\lambda^0 \{ \#C = \infty \} > 0 \right\}, \quad (3.12)$$

where $\#C$ denotes the number of grains in the clump C and the notation \mathbf{P}_λ^0 makes explicit the dependence of the model on the intensity of grains λ .

Remark: Note that the probability $\mathbf{P}_\lambda^0 \{ \#C = \infty \}$ is increasing in λ . This can be easily seen using the results on thinning and superposition of Poisson p.p.s (see § 1.3). Consequently, $\mathbf{P}_\lambda^0 \{ \#C = \infty \} = 0$ for all $0 \leq \lambda < \lambda_0$ (which might be the empty set if $\lambda_0 = 0$).

One of the central questions of percolation theory for BMs concerns the non-degeneracy of λ_0 (which here means $0 < \lambda_0 < \infty$). The following “phase transition” type results are known on the matter.

Proposition 3.2.6. Let λ_0 be the critical intensity (3.12) of the family of BMs with spherical grains of random radius R .

- If $d \geq 2$ and $\mathbf{P}\{R_0 = 0\} < 1$ (i.e. if R is not almost surely equal to 0), then $\lambda_0 < \infty$.
 - If $\mathbf{E}[R^{2d-1}] < \infty$, then $\lambda_0 > 0$.
-

Remark: For a one dimensional BM with $\mathbf{E}[R] < \infty$, we have $\lambda_0 = \infty$ (i.e. $\#C$ is almost surely finite for all λ), while if $\mathbf{E}[R] = \infty$ we have $\lambda_0 = 0$: the BM covers the whole line for any $\lambda > 0$ ².

Proof. The proof of the finiteness of the critical intensity exploits some discretization and known results for discrete site percolation (cf Section 14.2). Namely, consider some constants $\eta > 0$ and $p_0 > 0$, such that $\mathbf{P}\{R \geq \eta\} = p_0 > 0$; such constants exist under the assumption $\mathbf{P}\{R_0 = 0\} < 1$. Consider a square lattice (in \mathbb{R}^d) with side of length $\eta/(2d\sqrt{d})$. Note that this value is chosen so that any two balls of radius not less than η , centered at some points of any two adjacent sites of the lattice, are not disjoint. We declare a site of the lattice open if there is a point of $\tilde{\Phi}$ in it marked with a ball of radius $R \geq \eta$. Otherwise, we declare the site closed. Note that the probability $p = p(\lambda)$ for a given site to be open is positive and tends to 1 when $\lambda \rightarrow \infty$. Moreover, the sites are declared open independently. It is known that in this discrete model with p large enough, but still $p < 1$, the origin belongs to an infinite connected set of opened sites with a positive probability; see Proposition 14.2.2. By the construction of our discrete model, this implies that $B_0(R_0)$ belongs to an infinite connected component with non-null probability for λ large enough, making $\lambda_0 < \infty$.

²Strictly speaking in this case it is no longer a BM, for which $\mathbf{E}[R] < \infty$ is required; cf Example 3.1.3.

In order to prove that $\lambda_0 > 0$, consider the following *generations* of grains connected to $B_0(R_0)$. The first generation are all the grains directly connected to it. Given $n \geq 1$ generations, the $(n + 1)$ -st generation consists of all grains directly connected to some grain of the n -th generation and which do not intersect any grain of generation $1, \dots, n - 1$. We say that any grain $x_i + B(R_i)$ is of type k if $k - 1 \leq R_i < k$ ($k = 1, 2, \dots$). Note that the number of grains of type k of the $(n + 1)$ th generation, directly connected to a given grain of type i of the n th generation, but not totally contained in it, is not larger than the number of *all* grains of radius R , $k \leq R < k + 1$ intersecting this given grain and not totally contained in it, which is in turn dominated by a Poisson random variable of parameter

$$\begin{aligned} \mu(i, k) &= \mathbf{E}[\#\{\text{points of Poisson p.p. in } B_0(i+k) \setminus B_0((i-k)_+)\} \text{ marked by R: } k \leq R < k+1\}] \\ &= \lambda \nu_d \left((i+k)^d - (i-k)_+^d \right) \mathbf{P}\{k \leq R < k+1\}. \end{aligned}$$

The process of generations of grains connected to $B_0(R_0)$ is not a branching process due to the dependence between generations; however it can be stochastically bounded by a multi-type branching (Galton-Watson) process with a Poisson number of children of type k born to a parent of type i ; this Poisson number has mean $\mu(i, k)$. It is not difficult to see that the *expected number of all individuals in all generations* of this branching process, given the root is of type i , is equal to $1 + \sum_{n=1}^{\infty} \sum_{k=1}^{\infty} m_{ik}^n$, where m_{jk}^n is the jk th entry of the n th power of the matrix $\{m_{ik} = \mu(i, k)\}$. It is a matter of a direct calculation (see the details in (Meester and Roy 1996, proof of Theorem 3.3)) that the (unconditional) expectation of the total number of individuals is finite for sufficiently small $\lambda > 0$ provided $\mathbf{E}[R^{2d-1}] < \infty$. \square

The critical intensity λ_0 is related to the size of a clump generated by a typical grain under \mathbf{P}^0 . The following result says that it is also critical for percolation as defined in Definition 3.2.5.

Proposition 3.2.7. Let λ_0 be the critical intensity (3.12) of the family of BMs with spherical grains of random radius R .

- Assume $\lambda_0 > 0$. If $0 < \lambda < \lambda_0$ then $\mathbf{P}_\lambda\{\text{BM percolates}\} = 0$.
 - Assume $\lambda_0 < \infty$. If $\lambda_0 < \lambda$ then $\mathbf{P}_\lambda\{\text{BM percolates}\} = 1$.
 - The number of infinite connected components is \mathbf{P}_λ -almost surely constant and equal to 0 or 1.
-

Proof. Assume $0 < \lambda < \lambda_0$. We have by the Campbell formula

$$\begin{aligned} \mathbf{P}_\lambda\{\text{BM percolates}\} &\leq \mathbf{E}_\lambda \left[\sum_i \mathbf{1} \left(x_i \oplus B_0(R_i) \text{ belongs to an infinite component} \right) \right] \\ &= \lambda \int_{\mathbb{R}^d} \mathbf{P}_\lambda^0\{\#C = \infty\} dx = 0. \end{aligned}$$

By the ergodicity of the homogeneous Poisson p.p. (that can be easily extended to independently marked Poisson p.p.; cf. proof of Proposition 1.6.9), it follows from Proposition 1.6.10 (4) that the number of infinite connected components is almost surely constant.

Assume now that $\lambda_0 < \lambda < \infty$. Note that the BM percolates iff the number N of grains which belong to an infinite component is not less than 1. As before, it can be shown by the Campbell formula that $\mathbf{E}_\lambda[N] = \infty$. Consequently, $\mathbf{P}_\lambda\{N \geq 1\} > 0$, which implies by ergodicity that $\mathbf{P}_\lambda\{N \geq 1\} = \mathbf{P}_\lambda\{\text{BM percolates}\} = 1$.

Proving that the number of infinite connected components is at most 1 is trickier. The arguments are based on the ergodicity of the BM (see (Meester and Roy 1996, Section 3.6)). \square

Example 3.2.8 (Connectivity in mobile ad hoc networks). Consider a MANET. Following Example 1.1.2 we assume that the locations of the mobile nodes are modeled by some homogeneous Poisson p.p. Φ . Assume that two nodes $x_i, x_j \in \Phi$ can communicate directly with each other if $|x_i - x_j| \leq \Delta$, where Δ is some constant communication range. This is equivalent to saying that these nodes are connected in the BM based on Φ and with spherical grains of radius $r = \Delta/2$ (cf. the definition of connectivity at the beginning of Section 3.2). Assume that the nodes of this network can relay packets and that multihop routing is used. Hence nodes can communicate through some multihop route if and only if they belong to the same connected component of this BM. A first question concerning the performance of this network concerns its connectivity. One can distinguish two scenarios:

- *Limited network case.* If we assume a bounded window K then, it makes sense to ask for the probability of *full connectivity*, i.e. the probability that any two nodes in the network can communicate with each other (through a multihop route). The results of Proposition 3.2.2 and its corollary can then be used to approximate this probability if the node density λ is large (i.e. if there are very many nodes in K) and the communication range Δ is small compared to (the side of the square) K .
- *Large network case.* For networks in a large domain, it is more appropriate to adopt a model based on the BM on the whole plane (or space). Then, in view of the negative result of Proposition 3.2.4, full connectivity cannot hold and the best one can hope for is that a node could communicate with an infinite number of nodes. In other words, the infinite ad hoc network will be said to be “connected” if the corresponding BM percolates. Note that in this case, the BM has a unique infinite connected component (Proposition 3.2.7). The latter can be interpreted as the “main part” of the network.

We conclude from the above models that one can bring a disconnected (non-percolating) network to the percolation regime by increasing the density of nodes or by enlarging the communication range. We will come back to this problem in Chapter 8 where we will see that this way of connecting a network does not always work when interference is taken into account.

4

Voronoi Tessellation

4.1 Introduction

In this section we introduce an important random tessellation of the Euclidean space \mathbb{R}^d . By definition, a tessellation is a collection of open, pairwise disjoint polyhedra (polygons in the case of \mathbb{R}^2) whose closures cover the space, and which is locally finite (i.e., the number of polyhedra intersecting any given compact set is finite).

Definition 4.1.1. Given a simple point measure μ on \mathbb{R}^d and a point $x \in \mathbb{R}^d$, we define the *Voronoi cell* $\mathcal{C}_x(\mu) = \mathcal{C}_x$ of the point $x \in \mathbb{R}^d$ w.r.t. μ to be the set

$$\mathcal{C}_x(\mu) = \{y \in \mathbb{R}^d : |y - x| < \inf_{x_i \in \mu, x_i \neq x} |y - x_i|\}.$$

The Voronoi cell is often defined as the closure of the last set. Given a simple point process $\Phi = \sum_i x_i$ on \mathbb{R}^d , we define the *Voronoi Tessellation (VT)* or *mosaic* generated by Φ to be the marked point process

$$\mathcal{V} = \sum_i \varepsilon_{(x_i, \mathcal{C}_{x_i}(\Phi) - x_i)}.$$

Figure 4.1 shows the Voronoi tessellation generated by some realization of a point process. Note that the cell $\mathcal{C}_{x_i}(\Phi)$ of the atom x_i is the set of all those points of \mathbb{R}^d that are closer to this atom x_i than to any other atom of Φ . Note also that we consider these cells $\{\mathcal{C}_{x_i} - x_i\}$ shifted to the origin as marks of the points $\{x_i\}$ of Φ . This extends slightly the context of marked point processes considered in Chapter 2.

One can easily see that each Voronoi cell is a convex polyhedron, but it may be unbounded. It is not difficult to prove (considering the typical cell $\mathcal{C}_0(\mu)$ under the Palm distribution) that in the case of a Voronoi tessellation generated by a homogeneous Poisson p.p., all cells are bounded with probability 1.

The Voronoi tessellation is an important model for the theory of point processes as well as for applications. In the remaining part of this chapter we will show it “in action” in a few theoretical and more practical contexts.

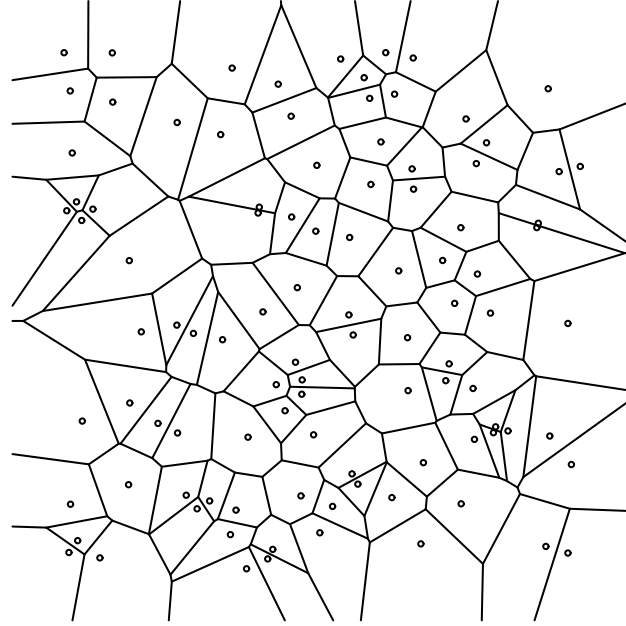


Fig. 4.1 Voronoi tessellation generated by a random sample of points.

4.2 The Inverse Formula of Palm Calculus

In § 1.6 (and in more detail in Chapter 10) we defined the Palm–Matthes distribution \mathbf{P}^0 of a stationary point process Φ ; it can be interpreted as the conditional distribution of Φ given $\Phi(\{0\}) \geq 1$. We will now show how the stationary distribution \mathbf{P} of Φ can be retrieved from \mathbf{P}^0 using Voronoi cells.

Theorem 4.2.1. Let Φ be a simple stationary point process with intensity $0 < \lambda < \infty$. For all non-negative functions $f : \mathbb{M} \rightarrow \mathbb{R}^+$,

$$\mathbf{E}[f(\Phi)] = \lambda \mathbf{E}^0 \left[\int_{\mathbb{R}^d} f(\Phi - x) \mathbf{1}(x \in \mathcal{C}_0(\Phi)) \, dx \right].$$

Proof. Let us take

$$h(x, \Phi) = \mathbf{1}(\Phi(B_0^\circ(|x|)) = 0),$$

where $B_x^\circ(r) = \{y : |y - x| < r\}$ is the open ball of radius r centered at x . Let us take for granted the property (proved below in Lemma 4.2.2) that among the points of Φ , with probability 1 w.r.t. \mathbf{P} , there is a unique point which is closest to the origin. Using this property, we can state that with probability 1,

$$\int_{\mathbb{R}^d} h(x, \Phi) \Phi(dx) = 1,$$

and consequently by the Campbell–Matthes formula (1.19) (see also § 10.2.2),

$$\begin{aligned}
\mathbf{E}[f(\Phi)] &= \mathbf{E} \left[\int_{\mathbb{R}^d} f(\Phi + x - x) h(x, \Phi + x - x) \Phi(\mathrm{d}x) \right] \\
&= \lambda \int_{\mathbb{R}^d} \mathbf{E}^0[f(\Phi + x) h(x, \Phi + x)] \mathrm{d}x \\
&= \lambda \int_{\mathbb{R}^d} \mathbf{E}^0[f(\Phi - x) h(-x, \Phi + x)] \mathrm{d}x \\
&= \lambda \mathbf{E}^0 \left[\int_{\mathbb{R}^d} f(\Phi - x) \mathbf{1}(x \in \mathcal{C}_0(\Phi)) \mathrm{d}x \right].
\end{aligned}$$

It remains to prove: □

Lemma 4.2.2. For a simple stationary non-null point process Φ

$$\mathbf{P}\{\text{there exist two or more distinct points equidistant to the origin } 0\} = 0.$$

Proof.

$$\begin{aligned}
&\mathbf{P}\{\text{there exist two or more distinct points equidistant to the origin}\} \\
&\leq \mathbf{E} \left[\int_{\mathbb{R}^d} \mathbf{1}(\Phi(\{y \neq x : |y| = |x|\}) \geq 1) \Phi(\mathrm{d}x) \right] \\
&\leq \mathbf{E} \left[\int_{\mathbb{R}^d} \mathbf{1}((\Phi - x)(\{y' \neq 0 : |y' + x| = |x|\}) \geq 1) \Phi(\mathrm{d}x) \right] \\
&= \lambda \mathbf{E}^0 \left[\int_{\mathbb{R}^d} \mathbf{1}(\Phi(\{y' \neq 0 : |y' + x| = |x|\}) \geq 1) \mathrm{d}x \right] \\
&\leq \lambda \mathbf{E}^0 \left[\int_{\mathbb{R}^d} \int_{\mathbb{R}^d \setminus \{0\}} \mathbf{1}(|y' + x| = |x|) \Phi(\mathrm{d}y') \mathrm{d}x \right] \\
&= \lambda \mathbf{E}^0 \left[\int_{\mathbb{R}^d \setminus \{0\}} |\{x : |y' + x| = |x|\}| \Phi(\mathrm{d}y') \right] = 0,
\end{aligned}$$

where $|\cdot|$ denotes the d dimensional volume. □

Let us now take $f \equiv 1$; this yields the following formula.

Corollary 4.2.3.

$$1 = \lambda \mathbf{E}^0[|\mathcal{C}_0(\Phi)|].$$

Let us call now $C(0, \Phi)$ the cell of the stationary tessellation \mathcal{V} that covers the origin (i.e. $0 \in C(0, \Phi)$). With probability 1 w.r.t. \mathbf{P} , there is only one such cell (cf Lemma 4.2.2). Let us take $f = g(C(0, \Phi))$ if $C(0, \Phi)$ is unique and 0 if not, where g is some non-negative function of $C(0, \Phi)$ (e.g. its volume, perimeter, number of sides, etc.). We obtain the following corollary.

Corollary 4.2.4.

$$\mathbf{E}[g(C(0, \Phi))] = \lambda \mathbf{E}^0[g(\mathcal{C}_0(\Phi)) | \mathcal{C}_0(\Phi)].$$

In particular,

$$\mathbf{E}\left[\frac{1}{|C(0, \Phi)|}\right] = \frac{1}{\mathbf{E}^0[|\mathcal{C}_0(\Phi)|]}.$$

By Jensen's inequality one obtains the following result that can be seen as yet another incarnation of the waiting time paradox (see (Feller 1971), Vol. 2)

$$\mathbf{E}[|C(0, \Phi)|] \geq \mathbf{E}^0[|\mathcal{C}_0(\Phi)|].$$

In fact, this paradox can be explained observing that the cell which covers the origin is sampled with some bias with respect to the distribution of the typical cell $\mathcal{C}_0(\Phi)$ under \mathbf{P}^0 , which favors large cells (as having more chance to cover a given fixed point).

Let us show now how Theorem 4.2.1 can be used to construct a stationary periodic point process.

Example 4.2.5 (Stationarization of the honeycomb). Consider a regular hexagonal grid on \mathbb{R}^2 with the distance Δ between two adjacent vertexes of this grid. (The set of vertexes of this grid can be described on the complex plane by $Hex = \{\Delta(u_1 + u_2 e^{i\pi/3}), u = (u_1, u_2) \in \{0, \pm 1, \dots\}^2\}$). Consider a (deterministic) point process Φ_{Hex} whose points are located on this grid. Consider this deterministic scenario as the Palm distribution \mathbf{P}^0 of some stationary point process. Note that the surface area of the typical cell (hexagon) of this process is equal to $\Delta^2/(2\pi\sqrt{3})$. Thus its intensity is $\lambda_{Hex} = 2\pi\sqrt{3}/\Delta^2$. By Theorem 4.2.1, the stationary version of this periodic p.p. can be constructed by randomly shifting the deterministic pattern Hex through a vector uniformly distributed in the Voronoi cell (hexagon) of the origin. The Voronoi tessellation generated by this (Palm or stationary) p.p. is sometimes called the honeycomb model.

4.3 The Neveu Exchange Formula

In this section we will prove another useful formula of the Palm calculus connecting the Palm distributions of two stationary point processes. Again, the Voronoi tessellation will be used as a tool. The formalism for Palm probabilities is that defined in Remark 10.2.3 which allows one to define several Palm probabilities on a common probability space that carries several point processes. The key tool is again the Campbell-Matthes formula that in the case of two stationary (not necessarily independent!) point processes has the following incarnation

$$\mathbf{E}\left[\int_{\mathbb{R}^d} g(x, \Phi - x, \Phi' - x) \Phi(dx)\right] = \lambda \int_{\mathbb{R}^d} \mathbf{E}^0[g(x, \Phi, \Phi')] dx, \quad (4.1)$$

where $\lambda < \infty$ is the intensity of Φ and \mathbf{E}^0 is the expectation with respect to its Palm probability \mathbf{P}^0 ; i.e., in particular, $\mathbf{P}^0\{\Phi(\{0\}) \geq 1\} = 1$.

Theorem 4.3.1 (Exchange formula). Let Φ and Φ' be two simple stationary point processes (defined on the same probability space) with intensity, respectively, $0 < \lambda < \infty$ and $0 < \lambda' < \infty$. Let \mathbf{E}_{Φ}^0 and $\mathbf{E}_{\Phi'}^0$ denote the Palm-Matthes probabilities of Φ and Φ' respectively. If

$$\mathbf{E}_{\Phi'}^0[\Phi(\partial\mathcal{C}_0(\Phi'))] = 0, \quad (4.2)$$

where ∂ denotes the boundary, then for any non-negative function $f(\phi, \phi')$ of the point measures (ϕ, ϕ') we have

$$\lambda \mathbf{E}_{\Phi}^0[f(\Phi, \Phi')] = \lambda' \mathbf{E}_{\Phi'}^0 \left[\int_{\mathbb{R}^d} f(\Phi - x, \Phi' - x) \mathbf{1}(x \in \mathcal{C}_0(\Phi')) \Phi(\mathrm{d}x) \right].$$

Proof. It suffices to prove the formula for a bounded function, so in what follows we assume that $\sup f \leq 1$. For any $x \in \mathbb{R}^d$ let $F_x = F_x(\Phi, \Phi') = f(\Phi - x, \Phi' - x)$. By the Campbell formula (4.1) (see also § 10.2.2) and due to (4.2)

$$\begin{aligned} \lambda \mathbf{E}_{\Phi}^0[f(\Phi, \Phi')] &= \mathbf{E} \left[\int_{[0,1]^d} F_x \Phi(\mathrm{d}x) \right] \\ &= \mathbf{E} \left[\int_{[0,1]^d} \Phi'(\mathrm{d}y) \int_{\mathbb{R}^d} F_x \mathbf{1}(x \in \mathcal{C}_y(\Phi')) \Phi(\mathrm{d}x) \right] + A - B, \end{aligned}$$

where

$$\begin{aligned} A &= \mathbf{E} \left[\int_{\mathbb{R}^d \setminus [0,1]^d} \Phi'(\mathrm{d}y) \int_{[0,1]^d} F_x \mathbf{1}(x \in \mathcal{C}_y(\Phi')) \Phi(\mathrm{d}x) \right], \\ B &= \mathbf{E} \left[\int_{[0,1]^d} \Phi'(\mathrm{d}y) \int_{\mathbb{R}^d \setminus [0,1]^d} F_x \mathbf{1}(x \in \mathcal{C}_y(\Phi')) \Phi(\mathrm{d}x) \right]. \end{aligned}$$

Note first that

$$\begin{aligned} &\mathbf{E} \left[\int_{[0,1]^d} \Phi'(\mathrm{d}y) \int_{\mathbb{R}^d} F_x \mathbf{1}(x \in \mathcal{C}_y(\Phi')) \Phi(\mathrm{d}x) \right] \\ &= \mathbf{E} \left[\int_{[0,1]^d} \Phi'(\mathrm{d}y) \int_{\mathbb{R}^d} F_x \mathbf{1}(x - y \in \mathcal{C}_{y-y}(\Phi' - y)) \Phi(\mathrm{d}x) \right] \\ &= \mathbf{E} \left[\int_{[0,1]^d} \Phi'(\mathrm{d}y) \int_{\mathbb{R}^d} F_{x+y} \mathbf{1}(x \in \mathcal{C}_0(\Phi' - y)) (\Phi - y)(\mathrm{d}x) \right] \\ &= \lambda' \mathbf{E}_{\Phi'}^0 \left[\int_{\mathbb{R}^d} F_x \mathbf{1}(x \in \mathcal{C}_0(\Phi')) \Phi(\mathrm{d}x) \right]. \end{aligned}$$

In order to show that $A - B = 0$, knowing that $A \leq \mathbf{E}[\Phi([0,1]^d)] = \lambda < \infty$, it suffices to prove that $A = B$. For this, we consider a partition of \mathbb{R}^d by hypercubes $\mathbb{R}^d = \bigcup_v (\Delta + v)$, where $\Delta = [0,1]^d$ and v runs over all vectors $v = \sum_{i=1}^d \alpha_i e_i$, where $\alpha_i = 0, 1, -1, 2, -2, \dots$, and e_i are the unit vectors of the Euclidean base. We have

$$\begin{aligned} A &= \sum_{v \neq 0} \mathbf{E} \left[\int_{\Delta+v} \Phi'(\mathrm{d}y) \int_{\Delta} F_x \mathbf{1}(x \in \mathcal{C}_y(\Phi')) \Phi(\mathrm{d}x) \right], \\ B &= \sum_{v \neq 0} \mathbf{E} \left[\int_{\Delta} \Phi'(\mathrm{d}y) \int_{\Delta+v} F_x \mathbf{1}(x \in \mathcal{C}_y(\Phi')) \Phi(\mathrm{d}x) \right], \end{aligned}$$

and for each $v \neq 0$,

$$\begin{aligned}
& \mathbf{E} \left[\int_{\Delta+v} \Phi'(\mathrm{d}y) \int_{\Delta} F_x \mathbf{1}(x \in \mathcal{C}_y(\Phi')) \Phi(\mathrm{d}x) \right] \\
&= \mathbf{E} \left[\int_{\Delta} (\Phi' - v)(\mathrm{d}y) \int_{\Delta} F_x \mathbf{1}(x \in \mathcal{C}_{y+v}(\Phi')) \Phi(\mathrm{d}x) \right] \\
&= \mathbf{E} \left[\int_{\Delta} (\Phi' - v)(\mathrm{d}y) \int_{\Delta} F - x \mathbf{1}(x \in \mathcal{C}_y(\Phi' - v) + v) \Phi(\mathrm{d}x) \right] \\
&= \mathbf{E} \left[\int_{\Delta} (\Phi' - v)(\mathrm{d}y) \int_{\Delta} F_x \mathbf{1}(x - v \in \mathcal{C}_y(\Phi' - v)) \Phi(\mathrm{d}x) \right] \\
&= \mathbf{E} \left[\int_{\Delta} (\Phi' - v)(\mathrm{d}y) \int_{\Delta-v} F_{x+v} \mathbf{1}(x \in \mathcal{C}_y(\Phi' - v)) (\Phi - v)(\mathrm{d}x) \right] \\
&= \mathbf{E} \left[\int_{\Delta} \Phi'(\mathrm{d}y) \int_{\Delta-v} F_x \mathbf{1}(x \in \mathcal{C}_y(\Phi')) \Phi(\mathrm{d}x) \right],
\end{aligned}$$

where the last equality is due to the stationarity of both point processes. Thus $A = B$, which concludes the proof. \square

4.4 Neighbors in the Voronoi Tessellation, Delaunay Triangulation

Let $\mathcal{C}_x(\mu)$ be the Voronoi cell of $x \in \mathbb{R}^d$ generated by the point pattern μ that is always assumed in this section to be simple ($\mu(\{z\}) = 0$ or 1). We will call any point $y \in \mu$ such that $|a - x| = |a - y|$ for some $a \in \overline{\mathcal{C}_x(\mu)}$, where $\overline{\mathcal{C}_x(\mu)}$ denotes the closure of $\mathcal{C}_x(\mu)$, a *Voronoi neighbor* of x .

Definition 4.4.1. The *Delaunay triangulation* generated by a simple point measure μ is a graph with the set of vertices μ and edges connecting each $y \in \mu$ to any of its Voronoi neighbors.

Example 4.4.2 (Neighborhood in mobile ad hoc networks). In a regular periodic (say hexagonal or triangular) grid it is obvious how to define the neighbors of a given vertex. However, for irregular patterns of points like a realization of a Poisson p.p., which is often used to model sets of nodes in mobile ad hoc networks (cf Example 1.1.2), this notion is much less evident. The Delaunay triangulation offers some purely geometric definition of 'neighborhood' in such patterns.

Define, for $x \in \mathbb{R}^d$,

$$\mathcal{N}_x(\mu) = \left\{ y \in \mu : \mu \left(B(x, y, \mathbf{z}) \right) = 0 \text{ for some } \mathbf{z} = \{z_1, \dots, z_{d-1}\} \in \mu, x, y, \{z_i\}, \text{ distinct} \right\},$$

where $B(x, y, \mathbf{z})$ is the open ball circumscribed on the points $x, y, \{z_i\}$. The following geometric result allows us to identify the Voronoi neighbors of x in μ or equivalently the edges from x in the Delaunay triangulation:

Lemma 4.4.3. Assume that $\mathcal{C}_x(\mu)$ is bounded. Then $\mathcal{N}_x(\mu)$ is the set of Voronoi neighbors of x in μ .

Proof. Consider a vertex z of the cell $\mathcal{C}_x(\mu)$; i.e., a point in \mathbb{R}^d equidistant to x and (at least) $d - 1$ other points $y_1, \dots, y_{d-1} \in \mu$. The ball B centered at z and having x and y_1, \dots, y_{d-1} on its boundary, by the definition of the Voronoi cell, has no points of μ in its interior. Conversely, if the ball centered at some point z has no points of μ in its interior, and x and at least $d - 1$ points y_1, \dots, y_{d-1} of μ on its boundary, then z is equidistant to x and y_1, \dots, y_{d-1} , and because it has no points of μ closer to it, it is an edge of the Voronoi cell $\mathcal{C}_x(\mu)$. \square

The union of open balls (empty of points of μ) centered at all vertexes of $\mathcal{C}_x(\mu)$ and having x on their boundary is called the *fundamental region* (or the *Voronoi flower*) of the cell $\mathcal{C}_x(\mu)$. It is easy to see that the Voronoi flower contains the Voronoi cell.

Proposition 4.4.4. Assume that $\mathcal{C}_x(\mu)$ is bounded. Then the Voronoi flower of $\mathcal{C}_x(\mu)$ is a random stopping set.

Proof. For a given compact set K , consider balls centered at the vertexes of $\mathcal{C}_x(\mu)$ with radii growing until they hit x or any of them hits the complement K^c of K . Use a similar argument as in Example 1.5.2. \square

4.5 The Voronoi Tessellation Model for Cellular Access Networks

We give an example of VT based model of cellular access networks (see §24.3.2 in Volume II) which will be used later.

Example 4.5.1 (Cellular Access Network). The model components are as below:

- *Users* and *Access Points* located on the plane \mathbb{R}^2 are represented by two independent stationary point processes, denoted respectively by Φ_u and Φ_a .
- Each access point $x_i \in \Phi_a$ serves users in a geographical zone which is modeled by its Voronoi cell $\mathcal{C}_{x_i}(\Phi_a)$. Note that this assumption is equivalent to the hypothesis that each user is served by the nearest access point.
- The model parameters are the intensities λ_u, λ_a of the p.p.s Φ_u, Φ_a , respectively. Typically $\lambda_u > \lambda_a$, but this assumption is not essential for our analysis.

Consider now the following mean additive characteristic associated with the typical cell of the access network model:

$$\bar{I} = \mathbf{E}_{\Phi_a}^0 \left[\int_{\mathbb{R}^2} \mathbf{1}(x \in \mathcal{C}_0(\Phi_a)) g(x, \Phi_a) \Phi_u(dx) \right],$$

where $\mathbf{E}_{\Phi_a}^0$ is the expectation w.r.t the Palm distribution of Φ_a and g is a non-negative function of the location $x \in \mathbb{R}^2$ and the pattern Φ_a of access points. Taking different functions g , one gets the following examples of such additive characteristics:

- if $g(x, \phi) \equiv 1$, then $\bar{I} = \bar{M}$ represents the mean number of users in the typical cell;

- if $g(x, \phi) = |x|$, then $\bar{I} = \bar{L}$ is the mean total length of connections in this cell (which is more pertinent in a wired access network);
- if $g(x, \phi) = 1/l(|x|)$, where $l(r)$ is some omnidirectional path-loss function as considered in Example 22.1.3 in Volume II, then $\bar{I} = \bar{P}$ represents the mean total power received by the access point from all the users attached to it (assuming all users transmit with a constant power 1);
- if $g(x, \phi) = l(|x|)$ with $l(\cdot)$ as above, then $\bar{I} = \overline{(PL)}$ represents the mean total path-loss “received” at the access point from all the users it serves;
- if $g(x, \phi) = l(|x|) \sum_{y_i \in \phi} 1/l(|x - y_i|)$ with $l(\cdot)$ as above, then $\bar{I} = \overline{(RPL)}$ represents the mean total relative path-loss ratio “received” at the access point from all its users.

Let $h(x, \Phi)$ be defined as in the proof of Theorem 4.2.1 and take

$$f(\Phi_u, \Phi_a) = f(\Phi_a) = \int_{\mathbb{R}^2} g(-y, \Phi_a - y) h(y, \Phi_a) \Phi_a(dy).$$

Recall from the definition of h that $f(\Phi_a) = g(-Y^*, \Phi_a - Y^*)$ where $Y^* = \arg \min\{|y_i| : y_i \in \Phi_a\}$ is the access point nearest to the origin (a.s. uniquely defined due to stationarity and the fact that the p.p. is simple). Moreover, on the set $\{\Phi_a(\{0\}) \geq 1\}$ for $x \in \mathcal{C}_0(\Phi_a)$ we have $f(\Phi_a - x) = g(x, \Phi_a)$. Thus, by Neveu’s exchange formula (Theorem 4.3.1) we obtain that

$$\bar{I} = \frac{\lambda_u}{\lambda_a} \mathbf{E}_{\Phi_u}^0 \left[g(-Y^*, \Phi_a - Y^*) \right]. \quad (4.3)$$

We see that the Neveu exchange formula allows us to transform the “access-point centric” scenario into a dual “user-centric” scenario. This transformation shows that the mean number of users per access point (case $g(x) \equiv 1$) is equal to

$$\bar{M} = \frac{\lambda_u}{\lambda_a}.$$

When Φ_a is a Poisson p.p. one can explicitly evaluate (4.3) for various types of additive characteristics. Under Poisson assumptions (for Φ_a only) one knows the distribution function of Y^* , namely $\mathbf{P}_{\Phi_a}^0\{|Y^*| > r\} = \mathbf{P}_{\Phi_a}^0\{\Phi_a(B_0(r)) = 0\} = \exp[-\lambda_a \pi r^2]$, and it is not difficult to see that the argument $\angle(Y^*)$ is uniformly distributed on $[0, 2\pi)$. Moreover, given $|Y^*| = r$, all points of Φ_a which are farther away from 0 than r form a non-homogeneous Poisson p.p. with intensity measure $\lambda_a \mathbb{1}(|y| > r) dy$ (see § 1.5). We denote this Poisson process by $\Phi_a|_{>r}$. Consequently

$$\bar{I} = \frac{\lambda_u}{\lambda_a} \frac{1}{2\pi} \int_0^{2\pi} \int_0^\infty r \mathbf{E} \left[g\left((r \cos \theta, r \sin \theta), \Phi_a|_{>r}\right) \right] e^{-\lambda_a \pi r^2} dr d\theta. \quad (4.4)$$

For $g(x, \phi) = |x|$, we obtain

$$\bar{L} = \frac{\lambda_a}{2\lambda_c^{3/2}}.$$

The mean received power \bar{P} with $l(r)$ given by OPL 1 or OPL 2 in Example 22.1.3 in Volume II can be given in terms of some special functions (note that for OPL 3, $\bar{I} = \infty$ due to the pole at the origin). The mean path-loss expression is explicit and, for OPL 3, it takes the form

$$\overline{(PL)} = \frac{\lambda_u}{\lambda_a} \frac{A^\beta \Gamma(1 + \beta/2)}{(\lambda_a \pi)^{\beta/2}}.$$

Under the same assumption, the mean relative path-loss is equal to

$$\overline{(RPL)} = \frac{\lambda_u}{\lambda_a} \frac{2}{\beta - 2}.$$

Bibliographical notes on Part I

Chapters 1 and 2 cover classical topics in point process theory. A classical reference on the matter is (Daley and Vere-Jones 1988). Most results are well known. The approach of § 1.5 is borrowed from (Zuyev 2006). For more on hard-sphere packing problems mentioned in Example 2.1.3 see e.g. (Conway and Sloane 1998). We did not find references for the discussion of Example 1.3.10 but it is likely that these simple observations were already made.

Shot noise processes and Boolean models as considered in Chapters 2 and 3 respectively are core topics in stochastic geometry. For a comprehensive treatise on the matter, see (Stoyan, Kendall, and Mecke 1995). For an analysis of the tail behavior of Shot Noise fields, the reader might consult (Haenggi, Andrews, Baccelli, Dousse, and Franceschetti 2009). For a history on the use of Shot Noise fields to represent interference, see the introductory paper of (Haenggi, Andrews, Baccelli, Dousse, and Franceschetti 2009). We did not find earlier papers on the joint distribution of the time-space SN proposed in § 2.3.4.

For the class of random tessellations discussed in Chapter 4, the reader could consult (Möller 1994). For a general book on tessellations, see (Okabe, Boots, Sugihara, and Chiu 2000). The models of § 4.5 come from (Baccelli, Klein, Lebourges, and Zuyev 1997) and (Baccelli, Błaszczyszyn, and Tournois 2003).

Part II

Signal-to-Interference Ratio Stochastic Geometry

This part bears on stochastic geometry models defined by SINR. More precisely, we define and analyze a random coverage process of the d -dimensional Euclidean space which stems from the wireless communication setting described in Part VI in Volume II. As for the Boolean model, the minimal stochastic setting consists of a point process on this Euclidean space and a sequence of real-valued random variables considered as marks of this point process. In this coverage process, the cell attached to a point is defined as the region of the space where the effect/response of the mark of this point exceeds an affine function of the shot-noise process associated with the other points of the marked point process.

Chapter 5 describes the typical cell: its volume, its shape etc. Chapter 6 is focused on the interaction between cells within this setting. Chapter 7 studies the coverage process created by the collection of SINR cells. Finally, Chapter 8 studies the connectivity of this coverage process and in particular the conditions under which it percolates.

5

Signal-to-Interference Ratio Cells

5.1 Introduction

Let $\tilde{\Phi} = \sum_i \varepsilon_{(x_i, m_i)}$ be a marked point process, with points $\{x_i\}$ in \mathbb{R}^d and marks $\{m_i\}$ in \mathbb{R}^ℓ . Consider a scalar shot-noise field $I_{\tilde{\Phi}}(y)$ defined on the same space as $\tilde{\Phi}$ (i.e. on \mathbb{R}^d), and generated by $\tilde{\Phi}$ and by the response function $L : \mathbb{R}^d \times \mathbb{R}^d \times \mathbb{R}^\ell \mapsto \mathbb{R}^+$ (cf. Section 2.2). Let $w(y) \geq 0$ be some external or thermal noise field.

Definition 5.1.1. We define the *Signal to Interference and Noise Ratio (SINR) cell* of point (X, M) for threshold $t \geq 0$ as

$$C_{(X, M)} = C_{(X, M)}(\tilde{\Phi}, w, t) = \left\{ y \in \mathbb{R}^d : L(y, X, M) \geq t (I_{\tilde{\Phi}}(y) + w(y)) \right\}. \quad (5.1)$$

For more on the physical meaning of SINR, see § 23.3.4 in Volume II.

Example 5.1.2 (Bit-rate level sets in interference and noise field). The simplest scenario is that where the mark of point X is the power $P \in \mathbb{R}^+$ emitted by the antenna located at $X \in \mathbb{R}^2$ and where $L(y, x, P) = P/l(|x - y|)$, with l the mean omnidirectional path-loss function (see Section 22.1.2 in Volume II). More general scenarios can be described with richer marks (such as antenna azimuth, fading etc.). Other cases of interest are those where some interference and/or noise cancellation techniques are used. This results in models where the cell is defined with a more general affine function:

$$C_{(X, M)} = C_{(X, M)}(\tilde{\Phi}, w, t) = \left\{ y \in \mathbb{R}^d : L(y, X, M) \geq t (\kappa I_{\tilde{\Phi}}(y) + \gamma w(y)) \right\} \quad (5.2)$$

where κ and γ are factors smaller than one (cf. Section 23.3.4 in Volume II where we discussed the case $\gamma = 1$ and κ small in Equation (c in Volume II)).

Then $C_{(X, P)}$ represents the set of locations y where the SINR of the channel from X to y is larger than the threshold t . Within the setting of Section 23.3.4 in Volume II, this translates into some bit-error probability, and consequently into some channel goodput. The exact relation between t and the bit-rate depends on particular modulation and coding used.

Some instances of SINR cells are given in Figures 5.1, 5.2, 5.3, 7.1. Notice that the SINR cell $C_{(X,P)}$ is not always a convex set. In some cases it can even be not connected.

5.2 The Signal-to-Interference Ratio Cell is Well-Defined

There are two levels at which the definition of the SINR cell can be treated.

Firstly, recall from Section 2.2 that the shot-noise field with non-negative response function is always well defined but may be infinite. At a second, more theoretical level, one may ask whether the SINR cell, which is a random set, is almost surely a *closed set*. This is a natural question in stochastic geometry, where the space of closed sets is a standard observation space for random objects. The following result, which immediately follows from Proposition 2.2.3 gives some sufficient conditions for this to hold.

Corollary 5.2.1. Let $\tilde{\Phi}$ be an i.m.p.p. Assume that the thermal noise $w(y)$ has almost surely continuous trajectories. If $L(y, x, m)$ is continuous in y and if for each $y \in \mathbb{R}^d$, there exists a ball $B(y, \epsilon_y)$ such that (2.15) holds, then $I_{\tilde{\Phi}}(y)$ is almost surely finite and has continuous trajectories. Consequently the SINR cell $C_{(X,M)}(\tilde{\Phi}, w, t)$ is a (random) closed set with probability 1.

5.3 Standard Stochastic Scenario and First Order Cell Characteristics

Following the assumptions of Section 2.3.1 we will often consider the following standard stochastic scenario for SINR cells:

- (1) $\tilde{\Phi}$ is a general stationary i.m.p.p. with points in \mathbb{R}^2 and intensity $\lambda > 0$;
- (2) the marks p_i have a distribution $\mathbf{P}\{p \leq s\} = G(s)$ that does not depend on the location of the point;
- (3) The mark $M = P$ of the point X generating the cell $C_{(X,P)}$ is independent of $\tilde{\Phi}$ and has also distribution function G .
- (4) The thermal noise field $w(y) = W$ is constant in space and equal everywhere to some non-negative random variable $W \geq 0$ independent of $\tilde{\Phi}$ and P .

A slightly more general case is that where

- (3') the mark $M = P$ of the point X generating the cell $C_{(X,P)}$ is independent of $\tilde{\Phi}$ but has a different distribution function G' than the marks of the point process.

Kendall-like notation cont. Developing our previous Kendall-like notation for SN (see § 2.3.1), we will call the above scenario the $\frac{\text{GI}}{W+\text{GI}/\text{GI}}$ model, where the GI in the numerator denotes a general distribution for P and the GI/GI in the denominator denotes the SN interference model. Special cases of distributions marks are deterministic (D) and exponential (M). We recall that M/\cdot denotes a SN model with a Poisson point process.

This contains two important particular cases:

- The $\frac{\text{GI}}{0+\text{GI}/\text{GI}}$ model, which will be referred to as the *interference limited* model (since the thermal noise is not present);

- The $\frac{\text{GI}}{W+\emptyset}$ model, where the interference is absent, and which will be referred to as the *noise limited* model, and which boils down to the Boolean (or to the conditional Boolean) model under natural assumptions on the attenuation function (see § 5.5).

5.3.1 One Point Coverage Probability

Assume the standard SINR cell scenario of Section 5.3. We are interested in the probability that the SINR cell $C_{(X,P)}$ generated by a point located, say, at the origin $X = 0$, covers a given location y ; i.e.,

$$p_0(y) = \mathbf{P} \left\{ y \in C_{(0,P)}(\tilde{\Phi}, W, t) \right\} = \mathbf{P} \left\{ P \geq l(|y|)t(W + I_{\tilde{\Phi}}(y)) \right\}. \quad (5.3)$$

Note that this probability is the value of the capacity functional $T_{C_{(0,P)}}(\{y\})$ of the random (assume closed) set $C_{(0,P)}$ evaluated on the singleton $\{y\}$ (cf. Definition 3.1.4).

Here is a general result for the $\frac{\text{GI}}{W+\text{GI}/\text{GI}}$ case.

Proposition 5.3.1. Assume the $\frac{\text{GI}}{W+\text{GI}/\text{GI}}$ standard scenario of Section 5.3 with condition (3') (i.e. P can have a distribution which differs from that of the marks of $\tilde{\Phi}$). Assume the following:

- at least one of the random variables $W, I_{\tilde{\Phi}}$ or P has a Fourier transform which is square integrable;
- each of the random variables $W, I_{\tilde{\Phi}}$ and P has a finite first moment.

Then

$$p_0(y) = \frac{1}{2} - \frac{1}{2i\pi} \int_{-\infty}^{\infty} \frac{\mathbf{E} [\exp(-2i\pi\xi I_{\tilde{\Phi}}(y))] \mathbf{E} [\exp(-2i\pi\xi W)] \mathbf{E} [\exp(-2i\pi\xi P/(tl(|y|)))]}{\xi} d\xi, \quad (5.4)$$

where the singular contour integral in the right-hand side, which has a pole at $\xi = 0$, is understood in the principal value sense; i.e., one has to calculate this integral over the domain $(-\infty, -\epsilon] \cup [\epsilon, \infty)$ and then let ϵ decrease to 0.

Proof. Since X is the sum of independent random variables, it suffices that one of the terms of the sum has a density for X to have one. If this density has a square integrable Fourier transform, so does X . If all terms in the sum have finite first moments, so has X . The result follows from applying Corollary 12.2.4 in the Appendix to the density of the random variable $X = P/(tl(|y|)) - W - I_{\tilde{\Phi}}(y)$. \square

The above proposition is useful when one knows the Fourier transform of the shot-noise $I_{\tilde{\Phi}}$. This is the case in particular for the M/GI SN; i.e, when $\tilde{\Phi}$ is an i.m. Poisson p.p. (and more generally some doubly stochastic Poisson process). Indeed, $E[e^{-2i\pi\xi I_{\tilde{\Phi}}}] = \mathcal{L}_{I_{\tilde{\Phi}}}(2i\pi\xi)$ and the Laplace transform $\mathcal{L}_{I_{\tilde{\Phi}}}$ of the Poisson shot-noise is known in closed form (see Proposition 2.2.4 and Example 2.3.3).

Some sufficient conditions for $I_{\tilde{\Phi}}(y)$ to have a density are given in Proposition 2.2.6.

There are several interesting cases where the shot-noise $I_{\tilde{\Phi}}$ has an infinite mean. Even in the M/GI SN case, this is the case when one adopts the OPL 3 attenuation model (see Remark 2.3.5 of Chapter 2). For such scenarios, the assumptions of the last proposition do not hold. We can then use the following result.

Proposition 5.3.2. Assume the $\frac{\text{GI}}{W+\text{GI}/\text{GI}}$ standard scenario of Section 5.3 with condition (3') (i.e. P can have a distribution which differs from that of the marks of $\tilde{\Phi}$). Assume the following:

- at least one of the random variables $W, I_{\tilde{\Phi}}$ has density with a Fourier transform which is square integrable;
- the random variable P has density with a Fourier transform which is square integrable;
- the random variable P has a finite first moment.

Then

$$p_0(y) = \int_{\mathbb{R}} \mathbf{E} [\exp(-2i\pi\xi I_{\tilde{\Phi}}(y))] \mathbf{E} [\exp(-2i\pi\xi W)] \frac{\mathbf{E} [\exp(-2i\pi\xi P/(tl(|y|)))] - 1}{2i\pi s} ds. \quad (5.5)$$

Proof. The proof follows immediately from Equation (5.3) above and Corollary 12.2.2 in the Appendix. \square

Proposition 5.3.3. For the $\frac{\text{M}}{W+\text{GI}/\text{GI}}$ model

$$p_0(y) = \mathcal{L}_W(\mu tl(|y|)) \mathcal{L}_{I_{\tilde{\Phi}}}(\mu tl(|y|)),$$

where \mathcal{L}_W is the Laplace transform of W .

Proof. We have

$$p_0(y) = \mathbf{P} \left\{ P \geq tl(|y|)(W + I_{\tilde{\Phi}}) \right\} = \int_0^{\infty} e^{-\mu utl(|y|)} F_{W+I_{\tilde{\Phi}}}(du) = \mathcal{L}_W(\mu tl(|y|)) \mathcal{L}_{I_{\tilde{\Phi}}}(\mu tl(|y|)),$$

where the last equality relies on the fact that the Laplace transform of the sum of independent random variables is equal to the product of the Laplace transforms of the terms. \square

Example 5.3.4. For $\frac{\text{M}}{0+\text{M}/\text{M}}$ model with OPL 3 and $W = 0$, $p_0(y) = e^{-\lambda|y|^2 t^{2/\beta} K}$, where $K = K(\beta) = \left(2\pi\Gamma(2/\beta)\Gamma(1-2/\beta)\right)/\beta$.

Example 5.3.5. Consider the $\frac{\text{PH}}{W+\text{GI}/\text{GI}}$ model, where PH means that P has the phase-type distribution $\text{PH}(\alpha, \mathbf{B}, b)$. Recall that it is defined as the distribution of the time until absorption of the pure-jump Markov chain on the state space $\{0, 1, \dots, b\}$ with infinitesimal generator \mathbf{B} (which is a $(b+1) \times (b+1)$ -matrix), where 0 is an absorbing state and where α is the vector describing the initial distribution on $\{1, \dots, b\}$. The tail-distribution function of P is known to be equal to

$$\mathbf{P}\{P \geq u\} = \alpha e^{u\mathbf{B}} = \alpha \sum_{n=0}^{\infty} \frac{u^n \mathbf{B}^n}{n!},$$

where $e^{\mathbf{B}}$ is the matrix exponential defined by the corresponding power series. For this model we have

$$\begin{aligned} p_0(y) &= \int_0^\infty \mathbf{P}\{P \geq tl(|y|)u\} \mathbf{P}(W + I = du) = \int_0^\infty \alpha \sum_{n=0}^\infty \frac{(utl(|y|)\mathbf{B})^n}{n!} \mathbf{P}(W + I = du) \\ &= \alpha \sum_{n=0}^\infty \frac{(tl(|y|)\mathbf{B})^n}{n!} \int_0^\infty u^n \mathbf{P}(W + I = du) = \alpha \sum_{n=0}^\infty \frac{(tl(|y|)\mathbf{B})^n}{n!} \mathbf{E}[(W + I)^n]. \end{aligned}$$

Note that for the M/G SN model, the moments of the shot-noise can be obtained from the closed form expression of the Laplace transform. Hence it is possible to evaluate (at least numerically) all terms of the above expansion.

5.3.2 Mean Cell Volume

The one-point coverage probability is related to the mean cell volume by the following simple relation:

$$v_0 \equiv \mathbf{E}[|C_{(0,P)}|] = \mathbf{E}\left[\int \mathbf{1}(y \in C_{(0,P)}) dy\right] = \int p_0(y) dy. \quad (5.6)$$

Example 5.3.6. For the $\frac{M}{0+M/M}$ model with OPL 3

$$v_0 \equiv \mathbf{E}[|C_{(0,P)}|] = \frac{1}{\lambda t^{2/\beta}} \frac{\beta}{2\Gamma(2/\beta)\Gamma(1 - 2/\beta)}.$$

5.4 Fading in Signal-to-Interference Ratio Cell and Higher Order Characteristics

A simple higher order characteristic of a random closed set is its covariance function defined as the two-point coverage probability $\mathbf{P}\{y_1 \in C_{(0,P)}, y_2 \in C_{(0,P)}\}$ for two given points y, z (cf. Definition 3.1.10). In general, it is difficult to evaluate this probability analytically even for the $\frac{M}{W+M/M}$ model. A special, but very important case, is when the fading is appropriately taken into account in the SINR cell model.

We have seen in Section 2.3.3 that a precise description of reality requires a response function of the form $L(x, y, p) = pF(x, y)/l(|x - y|)$ where $F(x, y)$ is a random fading field on $\mathbb{R}^2 \times \mathbb{R}^2$.

Moreover, in Section 2.3.3.2 we have introduced the GI/GI/ k model for SN, which is useful when a discrete number of receiver locations $y_j, j = 1, \dots, k$ is involved. In this model, instead of considering the whole fading field, one attaches a k -dimensional fading vector (f_i^1, \dots, f_i^k) to each point of the point process, where (f_i^1, \dots, f_i^k) represents the channel conditions $f^j = F(x_i, y_j)$, in the channels from the considered point towards the k receivers. Now we will adopt this approach in the SINR cell model.

Kendall-like notation cont. We will consider the $\frac{GI/k}{W+GI/GI/k}$ model, where the k in the numerator means that the mark attached to point X consists of the emitted power P and a fading vector (F^1, \dots, F^k) , with $F^j = F(X, y_j)$, describing the channels from X to k locations y_1, \dots, y_k . The notation GI/GI/ k in the denominator means that the fading conditions are taken into account for all interfering signals as well. In this model we assume that all fading variables are independent.

5.4.1 Covariance Function

We now analyze the covariance function $p_0(y_1, y_2) = \mathbf{P}\{y_1 \in C_{(0,P)}, y_2 \in C_{(0,P)}\}$ of the SINR cell with fading.

Proposition 5.4.1. For the $\frac{M/2}{W+GI/GI/2}$ model, we have

$$p_0(y_1, y_2) = \mathcal{L}_W\left(\mu t(l(|y_1|) + l(|y_2|))\right) \mathcal{L}_{(I_1, I_2)}\left(\mu t l(|y_1|), \mu t l(|y_2|)\right),$$

where $\mathcal{L}_{(I_1, I_2)}(t_1, t_2)$ is the joint Laplace transform of the vector $(I_1, I_2) = (I_{\bar{\Phi}}(y_1), I_{\bar{\Phi}}(y_2))$ of the SN in the GI/GI/2 model.

Proof. When using the same type of arguments as in the proof of Proposition 5.3.3, we have

$$\begin{aligned} p_0(y_1, y_2) &= \mathbf{P}\left\{PF_1 \geq tl(|y_1|)(W + I_1), PF_2 \geq tl(|y_2|)(W + I_2)\right\} \\ &= \int_0^\infty \int_0^\infty \int_0^\infty e^{-\mu ut(l(|y_1|) + l(|y_2|))} e^{-\mu v_1 tl(|y_1|)} e^{-\mu v_2 tl(|y_2|)} \mathbf{P}\left(W = du, I_1 = dv_1, I_2 = dv_2\right) \\ &= \mathcal{L}_W\left(\mu t(l(|y_1|) + l(|y_2|))\right) \mathcal{L}_{(I_1, I_2)}\left(\mu t l(|y_1|), \mu t l(|y_2|)\right), \end{aligned}$$

where the first equality uses the fact that in the M/2 model, the received powers PF_1, PF_2 are independent exponential random variables with parameter μ , while the second equality uses the fact that (I_1, I_2) and W are independent. \square

Example 5.4.2. For the $\frac{M/2}{0+M/D/2}$ model with deterministic emitted power $p = 1/\mu$, Proposition 2.2.4 implies that

$$p_0(y_1, y_2) = \exp\left[-\lambda \int_0^\infty \int_0^{2\pi} r \left(1 - e^{-t(l(r)/l(r_1) + l(\sqrt{r^2 + s^2 - 2rs \cos \theta})/l(r_2))}\right) dr d\theta\right],$$

where $r_1 = |y_1|, r_2 = |y_2|, s = |y_1 - y_2|$.

For the $\frac{M/2}{0+M/M/2}$ model, we get from Corollary 2.3.8 that

$$p_0(y_1, y_2) = \exp\left[-\lambda \int_0^\infty \int_0^{2\pi} r \left(1 - \frac{1}{(1 + tl(r)/l(r_1))(1 + tl(\sqrt{r^2 + s^2 - 2rs \cos \theta})/l(r_2))}\right) dr d\theta\right].$$

5.5 Noise or Interference Limited Cell: Towards a Boolean or Voronoi Shape

We focus now on the shape of the SINR cell. In general it is very complicated and few things can be said about it. However in some special cases, it takes a ‘‘classical’’ form. These cases consist in:

(noise limited cell) diminishing the influence of the interference field in such a way that the noise field becomes predominant; in this case, the SINR cell takes the form of a *Boolean cell* (the Boolean model could then be seen as a Signal to Noise Ratio (SNR) cell model);

(interference limited cell) in the absence of noise field, and when the power attenuation is strong, then the impact of the nearest-neighbor interferers becomes predominant; in this case the SINR cell takes the form of a *Voronoi cell*;

(noise and interference limited cell) when the power attenuation is strong and related in an appropriate way to the thermal noise field, then the cell expands like the Voronoi cell in the directions towards the interferers which are close enough, and it expands like the Boolean cell in directions where the nearest interferers are farther away than some threshold distance. This case can be related to the so called *Johnson–Mehl cell*; see e.g. (Stoyan, Kendall, and Mecke 1995, s. 10.7, p. 333–334).

Before starting let us formalize the notion of convergence of closed sets (see (Matheron 1975, Th. 1-2-2, p. 6)),

Definition 5.5.1 (Painlevé–Kuratowski convergence of closed sets). We will say that the sequence $\{F_n\}$ of closed subsets of \mathbb{R}^d converges to a closed set $F \subset \mathbb{R}^d$ (we write $\lim_n F_n = F$) if the following two conditions are satisfied:

- (1) For any $x \in F$, there exists a sequence x_n , where $x_n \in F_n$ for all $n \geq 1$ except for at most a finite number, such that x_n converges to x in \mathbb{R}^d .
- (2) For any sub-sequence of sets F_{n_k} , $k \geq 1$, and any sequence of points $x_k \in F_{n_k}$ converging to x , we have $x \in F$.

The following results are useful when studying the above convergence (see (Matheron 1975, Cor. 3, p. 7)).

Corollary 5.5.2. Let F_n, F be closed subsets of \mathbb{R}^d :

- If $F_1 \supset F_2 \supset \dots$ and $\bigcap_n F_n = F$, then $\lim_n F_n = F$.
- If $F_1 \subset F_2 \subset \dots$ and $\bigcup_n F_n = A$, then $\lim_n F_n = \overline{A}$, where \overline{A} is the closure of A .

5.5.1 Noise Limited Cell: Towards the Boolean Case

Assume the following parametric dependence of the SINR cell on the SN generated by $\tilde{\Phi}$:

$$C^{(\kappa)}(X, M) = \left\{ y : L(y, X, M) \geq t(\kappa I_{\tilde{\Phi}}(y) + w(y)) \right\} \quad (5.7)$$

where $\kappa \geq 0$ and L is a generic response function as defined in § 2.2.1 (here with $d' = d$).

Example 5.5.3. See the end of Section 23.3.4 in Volume II for an example of such an interference cancellation based on spread spectrum techniques.

Obviously the set $C_{(X,M)}^{(0)}$, which we call the *Signal to Noise Ratio (SNR) cell*, is a Boolean cell¹ and no longer depends on $\tilde{\Phi}$; this limiting case is easy to analyze. In what follows, we study the following continuity and differentiability problems, when $\kappa \rightarrow 0$.

¹Recall that in the Boolean model the cell (grain) attached to a given point, say at X , does not depend on the locations of the points of the point process nor on their grains.

- In what sense and under what conditions does the SINR cell $C_{(X,M)}^{(\kappa)}$ tend to the SNR cell $C_{(X,M)}^{(0)}$?
- Assuming this continuity and taking κ small, what first (or a higher) order perturbation should one apply to the characteristics of the SNR cell to get the characteristic of the SINR cell?

Convergence in the space of closed sets. In order to prove convergence theorems, we will need the following technical condition on the response function L :

- (1) for each $x, y \in \mathbb{R}^d$ and $m \in \mathbb{R}^\ell$, there exists a sequence y_n such that $L(y_n, x, m) > L(y, x, m)$ and $\lim_n y_n = y$.

We also suppose for simplicity that the condition (4) of the standard scenario of § 5.3 for SINR holds, i.e., that the thermal noise field $w(y) = W$ is constant in space (but the value W can be random).

Proposition 5.5.4. Assume that the conditions of Corollary 5.2.1 with $w(y) = W > 0$ and Condition (1) are satisfied. Then almost surely

$$C_{(X,M)}^{(0)} = \overline{\bigcup_{\kappa} C_{(X,M)}^{(\kappa)}}, \quad (5.8)$$

where \overline{C} denotes the closure of C . Consequently, since $C_{(X,M)}^{(\kappa)}$ is an increasing family of closed sets, $\lim_{\kappa \rightarrow 0} C_{(X,M)}^{(\kappa)} = C_{(X,M)}^{(0)}$ in the space of closed sets (Painlevé–Kuratowski convergence).

Proof. Since $C_{(X,M)}^{(\kappa)} = C^{(\kappa)} \subset C_{(X,M)}^{(0)} = C^{(0)}$ and $C^{(0)}$ is closed,

$$\overline{\bigcup_{\kappa} C^{(\kappa)}} \subset C^{(0)}.$$

It remains to show that $C^{(0)} \subset \overline{\bigcup_{\kappa} C^{(\kappa)}}$. For this, take any $y \in C^{(0)}$. This means $L(y, X, M) \geq tw$. Condition (1) above then guarantees the existence of a sequence $y_n \rightarrow y$ such that for all n , $L(y_n, X, M) > w$, which implies that $y_n \in C^{(\kappa_n)}$ for some $\kappa_n > 0$. So

$$y = \lim_n y_n \in \overline{\bigcup_n C^{(\kappa_n)}},$$

which completes the proof. □

Figure 5.1 illustrates this convergence.

Convergence of characteristics. We now consider the convergence of certain characteristics of the SINR cell to those of the SNR cell, including the probability for a point to be covered (volume fraction), the capacity functional, and the volume of the typical cell. This can only be done under some additional conditions, because these characteristics are not continuous functions on the space of closed sets. Here is an example of such a result.

Denote by

$$D_{(X,M)} = \{y : L(y, X, M) = tW\}$$

the set of locations where the signal-to-noise ratio (without interference) is *exactly equal* to t . One can think of it as the boundary of the SNR cell $C_{(X,M)}^{(0)}$; however this is not always true.

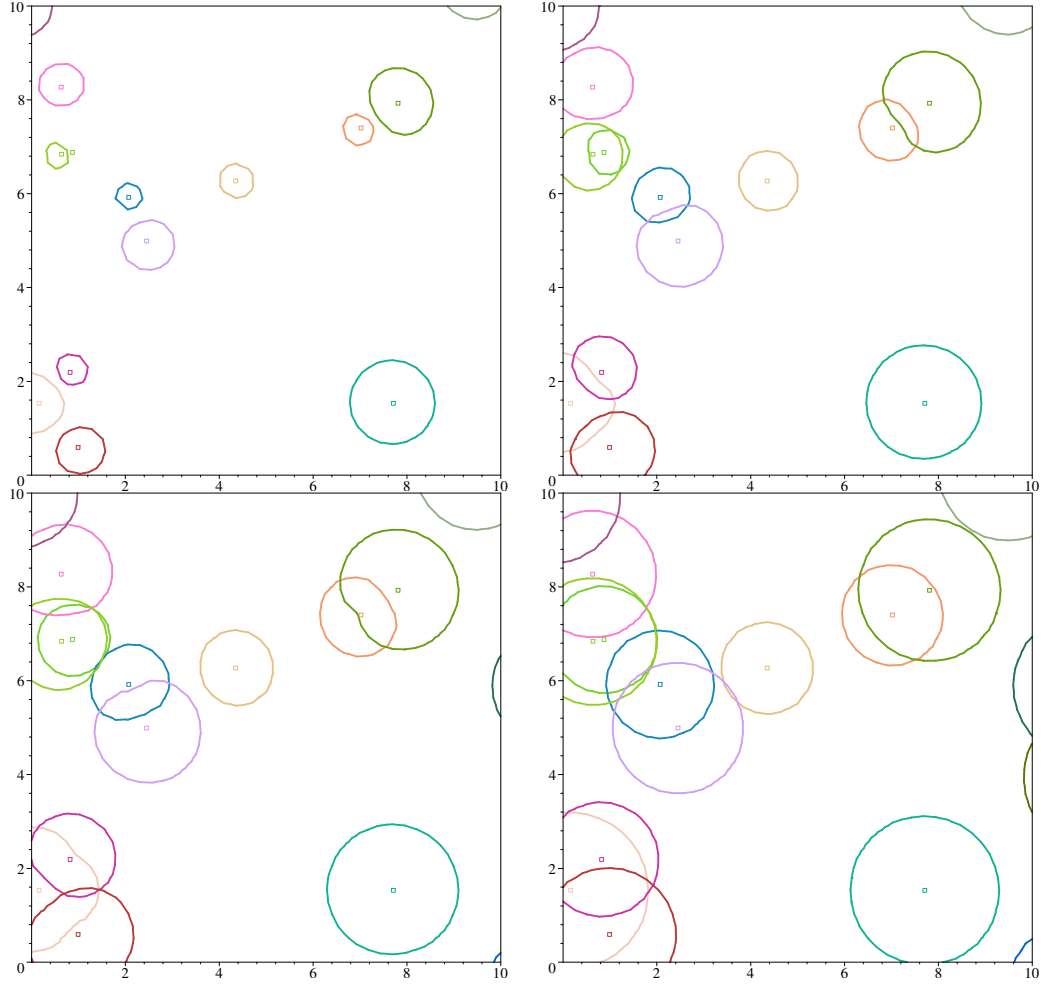


Fig. 5.1 The SINR cells limited by the noise (converging to a Boolean model). Standard stochastic scenario $\frac{U, \dots, U}{W+MU}$ (the sequence of symbols U, \dots, U corresponds to a multi-cell scenario; see Section 6.3) with U uniform distribution on $[0, 2]$, $w(y) = W = 0.1$, $t = 1$, and OPL with path loss exponent $\beta = 3$. On successive figures $\kappa = 0.4, 0.2, 0.2$ and 0.0001 . For more discussion see Example 7.5.4.

Proposition 5.5.5. Suppose the conditions of Proposition 5.5.4 are satisfied. Let K be a compact set. If

$$\mathbf{P}\{D_{(X,M)} \cap K \neq \emptyset \text{ and } D_{(X,M)} \cap \overset{\circ}{K} = \emptyset\} = 0 \quad (5.9)$$

then we have the following convergence of the capacity functional of the SINR cell on the set K :

$$\lim_{\kappa \rightarrow 0} \mathbf{P}\{K \cap C_{(X,M)}^{(\kappa)} \neq \emptyset\} = \mathbf{P}\{K \cap C_{(X,M)}^{(0)} \neq \emptyset\}.$$

Proof. The result is a consequence of the following fact: if $D_{(X,M)} \cap K \neq \emptyset$ implies $D_{(X,M)} \cap \overset{\circ}{K} \neq \emptyset$ then

$$\lim_{\kappa \rightarrow 0} \mathbf{1}(K \cap C_{(X,M)}^{(\kappa)} \neq \emptyset) = \mathbf{1}(K \cap C_{(X,M)}^{(0)} \neq \emptyset). \quad (5.10)$$

In order to prove (5.10) we assert the following inequalities:

$$\begin{aligned} \mathbb{1}\left(K \cap C_{(X,M)}^{(0)} \neq \emptyset\right) - \mathbb{1}\left(K \cap D_{(X,M)} \neq \emptyset, \mathring{K} \cap D_{(X,M)} = \emptyset\right) \\ \leq \lim_{\kappa \rightarrow 0} \mathbb{1}\left(K \cap C_{(X,M)}^{(\kappa)} \neq \emptyset\right) \end{aligned} \quad (5.11)$$

$$\leq \mathbb{1}\left(K \cap C_{(X,M)}^{(0)} \neq \emptyset\right). \quad (5.12)$$

Inequality (5.12) is immediate from the fact that $C_{(X,M)}^{(\kappa)} \subset C_{(X,M)}^{(0)}$ for $\kappa \geq 0$. In order to prove (5.11), it is enough to show that if $K \cap C_{(X,M)}^{(0)} \neq \emptyset$ and if in addition, for all $\kappa > 0$, $K \cap C_{(X,M)}^{(\kappa)} = \emptyset$, then the second indicator in the left-hand side of (5.11) is equal to 1. But under these two assumptions, there exists $y \in K$ such that $L(y, X, M) \geq tW$ and $L(y, X, M) < tW + \kappa_1$ for any positive κ_1 , and so $L(y, X, M) = tW$. This means $K \cap D_{(X,M)} \neq \emptyset$ and by our assumption also $\mathring{K} \cap D_{(X,M)} \neq \emptyset$. Let $y \in \mathring{K} \cap D_{(X,M)}$. By Condition (1) we can find $y' \in \mathring{K}$ in the neighborhood of y , such that $L(y', X, M) > tW$. This gives $K \cap C_{(X,M)}^{(\kappa)} \neq \emptyset$ for some $\kappa > 0$, contradicting our assumption and concluding the proof of (5.11). \square

Remark: Note that in the case of a translation invariant function L , i.e., when $L(y, x, m) = L(y - x, 0, m)$ for all $x, y, \in \mathbb{R}^d$, the condition (5.9) is equivalent to

$$\mathbf{P}\left\{X \in (\check{D}_{(0,M)} \oplus K) \setminus (\check{D}_{(0,M)} \oplus \mathring{K})\right\} = 0, \quad (5.13)$$

where $\check{D} = \{-y : y \in D\}$. In particular for the standard SINR scenario and for the path-loss models OPL 2 and OPL 3, the assumptions of Proposition 5.5.5 are satisfied. Then, for $K = \{y\}$, Condition (5.9) reads $\mathbf{P}\{P = tWl(|y - X|)\} = 0$.

Let

$$p_0^{(\kappa)}(y) = \mathbf{P}\{y \in C_{(0,P)}^{(\kappa)}\} \quad \text{and} \quad v_0^{(\kappa)} = \mathbf{E}[|C_{(0,P)}^{(\kappa)}|]. \quad (5.14)$$

From Proposition 5.5.5 we can easily derive the following results.

Corollary 5.5.6. Assume the standard SINR scenario and a path-loss model OPL 2 or OPL 3. Assume that either the distribution function G of P or that of W has a density. Then $\mathbf{P}\{P = tWl(|z|)\} = 0$ for all $z \in \mathbb{R}^d$ and

$$\begin{aligned} \lim_{\kappa \rightarrow 0} p_0^{(\kappa)}(y) &= p_0^{(0)}(y) = 1 - \mathbf{E}[G^-(tWl(|y|))], \\ \lim_{\kappa \rightarrow 0} v_0^{(\kappa)} &= v_0^{(0)} = 2\pi \int_0^\infty r(1 - \mathbf{E}[G^-(tWl(r))]) dr, \end{aligned}$$

where $G^-(u) = \lim_{v \nearrow u} G(v)$ is the left-continuous version of G and the expectation is taken with respect to the random noise W .

The second relation follows from (5.6).

Perturbation formulae. Assume the standard SINR scenario. Note that Corollary 5.5.6 gives the following approximation of the one point coverage probability

$$p_x^{(\kappa)}(y) = 1 - \mathbf{E}[G^-(tWl(|y|))] + o(1),$$

when $\kappa \rightarrow 0$, for OPL 2 or OPL 3 and provided the distribution function G of the emitted power P has a density. Now we briefly show how to derive the first and higher order expansions of $p_x^{(\kappa)}(y)$.

Let F_* denote the left-continuous version of the distribution function of the random variable $P/(tl(|y|)) - W$, i.e.

$$F_*(u) = \mathbf{P}\left\{ P/(tl(|y|)) - W < u \right\}. \quad (5.15)$$

We suppose that F_* admits the following approximation at 0

$$\lim_{u \searrow 0} \frac{F_*(u) - F_*(0)}{u^\eta} = f_* \quad \text{for some } \eta \geq 0, f_* < \infty. \quad (5.16)$$

Proposition 5.5.7. Assume that (5.16) holds for some $\eta \geq 0$ and $f_* < \infty$. Then when $\mathbf{E}[(I_{\tilde{\Phi}}(y))^\eta < \infty]$,

$$p_0^{(\kappa)}(y) = 1 - \mathbf{E}[G^-(tWl(|y|))] - \kappa^\eta f_* \mathbf{E}\left[(I_{\tilde{\Phi}}(y))^\eta \mathbf{1}(I_{\Phi}(y) > 0)\right] + o(\kappa^\eta). \quad (5.17)$$

Remark: Note that if either G or the distribution function of W has a density, then $F_*(u)$ admits the density $f_*(u)$ at the origin (which however might be infinite) and $\eta = 1$, $f_* = f_*(0)$. On the other hand, if $P/(tl(|y|)) - W$ has an atom at 0; i.e., if $\mathbf{P}\{P = tWl(|y|)\} > 0$ (which is not possible under the assumptions of Corollary 5.5.6), then (5.16) holds for $\eta = 0$, $f_* = \mathbf{P}\{P = tl(|y|) - W\}$, and thus (5.17) yields

$$\begin{aligned} p_0^{(\kappa)}(y) &= \mathbf{P}\left\{ P \geq tl(|y|)W \right\} - \mathbf{P}\left\{ P = tl(|y|)W, I_{\tilde{\Phi}}(y) > 0 \right\} + o(1) \\ &= \mathbf{P}\left\{ P > tl(|y|)W \right\} + \mathbf{P}\left\{ P = tl(|y|)W, I_{\tilde{\Phi}}(y) = 0 \right\} + o(1). \end{aligned}$$

Proof. (of Proposition 5.5.7). We have

$$p_0^{(\kappa)}(y) = \mathbf{P}\left\{ P \geq tl(|y|)W \right\} - \mathbf{P}\left\{ 0 \leq P/(tl(|y|)) - W < \kappa I_{\tilde{\Phi}}(y) \right\}. \quad (5.18)$$

Since P, W and $I_{\tilde{\Phi}}$ are independent, the second term in (5.18) is equal to $\mathbf{E}[F_*(\kappa I_{\tilde{\Phi}}(y)) - F_*(0)]$. If $\mathbf{E}[(I_{\tilde{\Phi}}(y))^\eta] < \infty$ and (5.16) holds then

$$\mathbf{E}\left[\frac{F_*(\kappa I_{\tilde{\Phi}}(y)) - F_*(0)}{(\kappa I_{\tilde{\Phi}}(y))^\eta} \mathbf{1}(I_{\tilde{\Phi}}(y) > 0) (I_{\tilde{\Phi}}(y))^\eta\right] \leq \mathbf{E}\left[(f_* + A)(I_{\tilde{\Phi}}(y))^\eta\right] < \infty,$$

for some constant $A < \infty$ and all $\kappa > 0$, and thus by the dominated convergence theorem

$$\lim_{\kappa \rightarrow 0} \frac{1}{\kappa^\eta} \mathbf{P}\left\{ 0 \leq P/(tl(|y|)) - W < \kappa I_{\tilde{\Phi}}(y) \right\} = f_* \mathbf{E}\left[(I_{\tilde{\Phi}}(y))^\eta \mathbf{1}(I_{\tilde{\Phi}}(y) > 0)\right],$$

which completes the proof. \square

If the distribution function F_* admits a higher order approximation, then we can give a higher order approximation of $p_0^{(\kappa)}(y)$. Here we briefly state the result assuming that F_* has h derivatives $F_*^{(k)}(0)$, $k = 1, \dots, h$, at 0; i.e.,

$$F_*(u) = F_*(0) + \sum_{k=1}^h \frac{F_*^{(k)}(0)}{k!} u^k + \mathcal{R}(u) \quad \text{and} \quad \mathcal{R}(u) = o(u^h) \quad u \searrow 0. \quad (5.19)$$

Proposition 5.5.8. Assume that (5.19) holds for some $h \geq 1$. Then

$$p_0^{(\kappa)}(y) = 1 - \mathbf{E}[G^-(tWl(|y|))] - \sum_{k=1}^h \kappa^k \frac{F_*^{(k)}(0)}{k!} \mathbf{E}[(I_{\tilde{\Phi}}(y))^k] + o(\kappa^h), \quad (5.20)$$

provided $\mathbf{E}[(I_{\tilde{\Phi}}(y))^h] < \infty$.

The proof goes along the same lines as the proof of Proposition 5.5.7.

From (5.6) we see that, in principle, any approximation of the coverage probability also yields an approximation of the mean cell volume, simply by integration of the terms of the latter expansion with respect to y . In what follows we show how to justify the interchange of the integral and the expansion for the case of formula (5.20), assuming, as before, the standard scenario for SINR.

In order to express the dependence on y , we will write $F_*(u; y)$ and $F_*^{(k)}(u; y)$ to denote F_* defined in (5.15) and its derivatives with respect to u . Similarly, we will denote the remainder term in (5.19) by $\mathcal{R}(u; y)$. Assume now that (5.19) holds for all $y \in \mathbb{R}^d$ and moreover

$$|\mathcal{R}(u, y)| \leq \mathcal{H}_1(u)\mathcal{H}_2(y) \quad (5.21)$$

where $\mathcal{H}_1(u)$ is a nondecreasing function satisfying

$$\lim_{u \searrow 0} \frac{\mathcal{H}_1(u)}{u^h} = 0 \quad (5.22)$$

and

$$\int_0^\infty \mathcal{H}_2(y) \, dy < \infty. \quad (5.23)$$

Proposition 5.5.9. Assume that (5.19) and (5.21)–(5.23) hold for some $h \geq 1$. Then the mean cell volume is

$$v^{(\kappa)} = v^{(0)} - \sum_{k=1}^h \kappa^k \frac{1}{k!} \int_0^\infty F_*^{(k)}(0; y) \, dy \, \mathbf{E}[(I_{\tilde{\Phi}}(0))^k] + o(\kappa^h), \quad (5.24)$$

provided $\int_0^\infty F_*^{(k)}(0; y) \, dy < \infty$ for $k = 1, \dots, h$ and

$$\mathbf{E}[\mathcal{H}_1(I_{\tilde{\Phi}}(0))(I_{\tilde{\Phi}}(0))^h] < \infty. \quad (5.25)$$

Proof. By (5.6), (5.18) and (5.19), it suffices to show that

$$\lim_{\kappa \rightarrow 0} \kappa^{-h} \int_0^\infty \mathbf{E}[\mathcal{R}(\kappa I_{\tilde{\Phi}}(y); y)] \, dy = 0.$$

For fixed y , by Proposition 5.20 we have pointwise convergence $\kappa^{-h} \mathbf{E}[\dots] \rightarrow 0$. We will establish the conditions of the dominated convergence theorem for $\lim \int \kappa^{-h} \mathbf{E}[\dots] \, dy$. For this, thanks to (5.22), take

any $\Delta > 0$ and u_0 such that $\mathcal{H}_1(u) \leq \Delta$ for $u \leq u_0$. Now, by monotonicity of $\mathcal{H}_1(u)$, for $\kappa \leq 1$

$$\begin{aligned} & \kappa^{-h} \int_0^\infty \mathbf{E} \left| \mathcal{R}(\kappa I_{\tilde{\Phi}}(y); y) \right| dy \\ & \leq \int_0^\infty \mathcal{H}_2(y) dy \left(\mathbf{E} \left[\Delta (I_{\tilde{\Phi}}(0))^h \mathbf{1}(\kappa I_{\tilde{\Phi}}(0) \leq u_0) \right] + \mathbf{E} \left[\mathcal{H}_1(I_{\tilde{\Phi}}(0)) \left(\frac{I_{\tilde{\Phi}}(0)}{u_0} \right)^h \mathbf{1}(\kappa I_{\tilde{\Phi}}(0) > u_0) \right] \right), \end{aligned}$$

which is finite by (5.23) and Assumption (5.25); this completes the proof. \square

Example 5.5.10. Consider the standard stochastic scenario with OPL 2 (with $A = 1$) and assume that the distribution function G of P admits a density g . Then the conditions of Proposition 5.5.7 are satisfied if

$$f_* = \mathbf{E} \left[\frac{g(tWl(|y|))}{tWl(|y|)} \right] < \infty.$$

Assume in addition that $t, l(|y|)$ and W are strictly positive. Direct computations give the following first order expansion for the mean volume of the typical cell (provided the moments used in the expansion are all finite):

$$\begin{aligned} v^{(\kappa)} &= \pi \mathbf{E} \left[\left(\left(\left(\frac{P}{W} \right)^{1/\beta} - 1 \right)^+ \right)^2 \right] \\ & \quad + \kappa \frac{2\pi \mathbf{E}[I_{\tilde{\Phi}}(0)]}{\beta} \left(\mathbf{E} \left[\left(\frac{P}{W} \right)^{1+1/\beta} \right] \mathbf{E}[P^{1/\beta}] - \mathbf{E} \left[\left(\frac{P}{W} \right)^{1/\beta} \right] \mathbf{E}[P^{-1+1/\beta}] \right) + o(\kappa), \end{aligned}$$

Note that the existence of the negative moment $\mathbf{E}[P^{-1+1/\beta}]$ is guaranteed by Condition (5.16) and that

$$\mathbf{E}[I_{\tilde{\Phi}}(0)] = \int_0^\infty sg(s) ds \, 2\pi\lambda \int_0^\infty \frac{r}{(1+r)^\beta} dr = \frac{2\pi\lambda}{-3\beta + \beta^2 + 2} \int_0^\infty sg(s) ds.$$

5.5.2 Interference Limited Cell: Towards the Voronoi Case

Consider for simplicity the standard SINR scenario. Recall that from Definition 4.1.1, the Voronoi cell $\mathcal{C}_X = \mathcal{C}_X(\Phi)$ attached to point X of Φ , is determined by some “neighboring” points of $X_i \in \Phi$ only. It is quite reasonable to expect that if we let the OPL function $l(r)$ increase fast in r , we will get the same effect for the SINR cell $\mathcal{C}_{(X,P)}$. We will formalize this observation taking appropriate families of OPL functions.

Convergence in the space of closed sets. Let $l_n(r) = (1+r)^n$, $W = 0$, $P > 0$ almost surely. Denote by $\mathcal{C}_{(X,P)}^n = \mathcal{C}_{(X,P)}^n(\tilde{\Phi}, 0, t)$ the SINR cell corresponding to the OPL l_n .

Proposition 5.5.11. Almost surely the following convergence holds on the space of closed sets (Painlevé–Kuratowski convergence)

$$\lim_{n \rightarrow \infty} \mathcal{C}_{(X,P)}^n = \mathcal{C}_X,$$

where $\mathcal{C}_X = \mathcal{C}_X(\Phi)$ is the Voronoi cell of point $X \in \Phi$ w.r.t. Φ .

Proof. Denote by $I_{\tilde{\Phi}}^{(n)}(y)$ the SN associated with the OPL function l_n . Note that we have $I_{\tilde{\Phi}}^{(n)}(y) > 0$ for all n provided $\Phi(\mathbb{R}^2) > 0$; otherwise $C_{(X,P)} = \mathcal{C}_X = \mathbb{R}^2$ and the result trivially holds. Moreover, since we assumed $P > 0$ almost surely, we have

$$\begin{aligned} \left(I_{\tilde{\Phi}}^{(n)}(y)\right)^{1/n} &= \left(\sum_{(x_k, p_k) \in \tilde{\Phi}} P_k (1 + |y - x_k|)^{-n}\right)^{1/n} \\ &\xrightarrow{n \rightarrow \infty} \sup_{x_k \in \Phi} (1 + |y - x_k|)^{-1} = \left(1 + \min_{x_k \in \Phi} |y - x_k|\right)^{-1} \end{aligned} \quad (5.26)$$

(this property differs from the standard calculus exercise in that the number of terms in the sum is infinite; it uses the property that a.s. the above supremum is reached by a unique point of Φ). Moreover the convergence is locally uniform in y . Note now that $C_{(X,P)}^n = \{y : |y - X| \leq f_n(y)\}$, where

$$f_n(y) = \left(\frac{P}{I_{\tilde{\Phi}}^{(n)}(y)}\right)^{1/n} - 1.$$

By (5.26)

$$\lim_{n \rightarrow \infty} f_n(y) = \min_{x_k \in \Phi} |y - X|$$

locally uniformly in y . We now formally prove that $\lim_n C_{(X,P)}^n = \{y : |y - X| \leq \min_{x_k \in \Phi} |y - x_k|\}$. According to Definition 5.5.1 we have to show that the following two conditions hold:

- (i) For any y s.t. $|y - X| \leq \min_{x_k \in \Phi} |y - x_k|$, there exists a sequence of points $y_n \rightarrow y$ such that $|y_n - X| \leq f_n(y_n)$ for all sufficiently large n .
- (ii) If a sequence of points y_{k_n} , such that $|y_{k_n} - X| \leq f_{k_n}(y_{k_n})$ for all n , converges to y , then $|y - X| \leq \min_{x_k \in \Phi} |y - x_k|$.

Suppose y is in the interior of the Voronoi cell; i.e., $|y - X| < \min_{x_k \in \Phi} |y - x_k|$. Then $|y - X| \leq f_n(y)$ for all sufficiently large n because $f_n(y) \rightarrow \min_{x_k \in \Phi} |y - x_k|$. So Condition (i) is satisfied with the constant sequence $y_n = y$. If y is on the boundary of the Voronoi cell, i.e. if $|y - X| = \min_{x_k \in \Phi} |y - x_k|$, then there exists a sequence of points y_n converging to y and such that for all n , $|y_n - X| < \min_{x_k \in \Phi} |y_n - x_k|$. One can use this sequence to construct the one required in (i).

Let y_{k_n} be as given in (ii). For all n

$$|y_{k_n} - X| \leq f_{k_n}(y_{k_n}).$$

Letting $n \rightarrow \infty$, the left-hand side tends to $|y - X|$ and the right-hand side (because of the uniform convergence of f_n) to $\min_{x_k \in \Phi} |y - x_k|$ and we get $|y - X| \leq \min_{x_k \in \Phi} |y - x_k|$. \square

Remark: A result similar to (5.5.11) can be proved for any family of OPL functions l_α satisfying

$$\lim_{\alpha \rightarrow \alpha_0} l_\alpha^{-1} \left(\sum_i p_i / l_\alpha(x_i) \right) \rightarrow \frac{1}{\min_i x_i}$$

for any (positive) coefficients p_i . For example for $l_\alpha(y_i) = \exp[\alpha y_i]$ and $\alpha_0 = \infty$.

We show some snapshots in Figure 5.2. Note also that the above result suggests that the VT access model considered in Section 4.5 may be a reasonable model, at least for high path-loss exponents.

Convergence of characteristics. As in the Boolean case, one can prove the convergence of various functionals. We consider here only the cell volume.




Fig. 5.2 The SINR cells limited by increasing impact of interference in the absence of noise (converging to the Voronoi tessellation). Standard stochastic scenario $\frac{U, \dots, U}{0+M/U}$ (the sequence of symbols U, \dots, U corresponds to a multi-cell scenario; see Section 6.3), with U uniform distribution on $[0, 2]$, $w(y) = 0$, $t = 0.2$; OPL with path loss exponent $\beta = 3, 5, 12$ and 100 . For more discussion see Example 7.5.8.

Proposition 5.5.12. The volume of the cell $C_{(X,P)}^n$ converges in distribution to the volume of the Voronoi cell $\mathcal{C}_X(\Phi)$ provided the boundary of $\mathcal{C}_X(\Phi)$ has volume 0 almost surely.

Proof. This can be done using the following inequalities

$$\begin{aligned}
 \mathbf{1}\left(z \in \mathcal{C}_X(\Phi)\right) - \mathbf{1}\left(|z - X| = \min_{x_k \in \Phi} |z - x_k|\right) &\leq \liminf_{n \rightarrow \infty} \mathbf{1}\left(z \in C_{(X,P)}^n\right) \\
 &\leq \limsup_{n \rightarrow \infty} \mathbf{1}\left(z \in C_{(X,P)}^n\right) \\
 &\leq \mathbf{1}\left(z \in \mathcal{C}_X(\Phi)\right),
 \end{aligned}$$

which hold for all $z \in \mathbb{R}^d$. Then, representing volumes as integrals with respect to Lebesgue measure, using

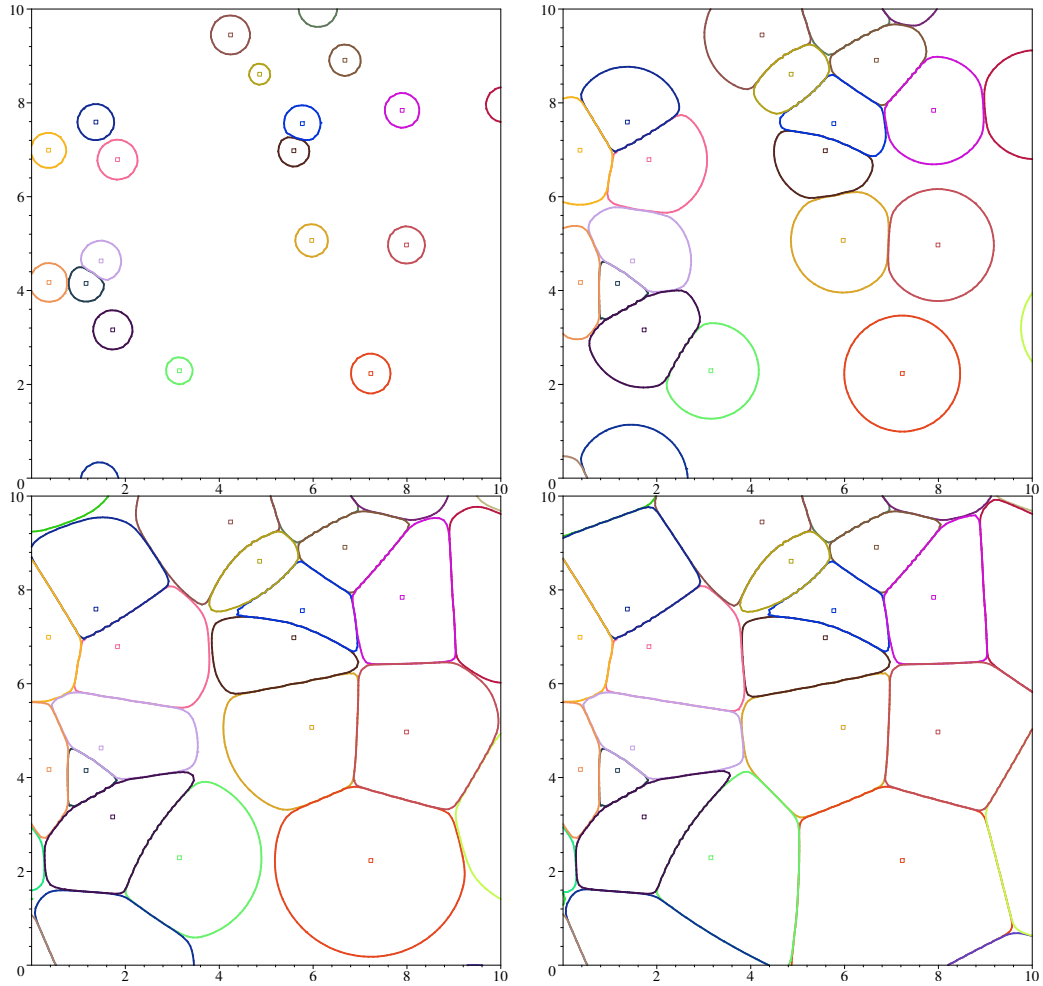


Fig. 5.3 The SINR cells limited by strong interference and increasing noise (Johnson–Mehl grain growth model). Standard stochastic scenario $\frac{U, \dots, U}{W+M/U}$ (the sequence of symbols U, \dots, U corresponds to a multi-cell scenario; see Section 6.3), with U uniform distribution on $[0, 2]$, $t = 0.5$, OPL with path loss exponent $\beta = 30$. Increasing noise $w(y) = W = (1 + R)^{-30}$, where $R = 0.4, 1.2, 2$ and ∞ (i.e., $W = 0$). For more discussion see Example 7.5.9

the Fatou lemmas for \liminf and \limsup , we get the conclusion provided that

$$\int_{\mathbb{R}^d} \mathbf{1}\left(|z - x| = \min_{x_k \in \Phi} |z - x_k|\right) dz = 0$$

almost surely. □

The last condition of the proof is true e.g. for the Poisson p.p. Φ with a diffuse intensity measure Λ , in particular for any stationary Poisson pp.

5.5.3 Noise and interference limited cell: towards the Johnson–Mehl cell

We also have convergence to intermediate states of the Johnson–Mehl grain growth model (see e.g. (Stoyan, Kendall, and Mecke 1995, s. 10.7, p. 333–334),

Corollary 5.5.13. Under the assumptions of Proposition 5.5.11, if, instead of $W \equiv 0$, we take $W = (R + 1)^{-n}$ for some fixed or random variable R , then

$$\lim_{n \rightarrow \infty} C_{(X,P)}^n = \mathcal{C}_X(\Phi) \cap B_X(R),$$

where $B_X(R)$ is the ball centered at X of radius R .

We give an illustration of this convergence in Figure 5.3.

6

Interacting Signal-to-Interference Ratio Cells

6.1 Introduction

We consider now the relationships between several SINR cells. As in Chapter 5 let $\tilde{\Phi} = \sum_i \varepsilon_{(x_i, m_i)}$ be an i.m.p.p. with points $\{x_i\}$ in \mathbb{R}^d and marks $\{m_i\}$ in \mathbb{R}^ℓ . Let $I_{\tilde{\Phi}}(y)$ be a scalar shot-noise field on \mathbb{R}^d generated by $\tilde{\Phi}$ and the response function $L : \mathbb{R}^d \times \mathbb{R}^d \times \mathbb{R}^\ell \mapsto \mathbb{R}^+$.

Definition 6.1.1. Let n be a positive integer and let (X_i, M_i) , $i = 1, \dots, n$, $X \in \mathbb{R}^d$, $M \in \mathbb{R}^\ell$, be a collection of n marked points. Let $t_i \geq 0$, $i = 1, \dots, n$ be a collection of n thresholds. We define the SINR cells of this collection of marked points and thresholds in the shot-noise field $I_{\tilde{\Phi}}$ and the thermal noise field $w(y) \geq 0$ as

$$\begin{aligned} C_{(X_i, M_i)} &= C_{(X_i, M_i)}(\tilde{\Phi}, \{(X_j, M_j), j \neq i\}, w, t_i) \\ &= \left\{ y : L(y, X_i, m) \geq t_i(I_{\tilde{\Phi}}(y) + \kappa \sum_{j \neq i} L(y, X_j, M_j) + w(y)) \right\}, \end{aligned} \quad (6.1)$$

where $0 < \kappa \leq 1$ is some constant.

If $\kappa = 1$, this is the collection of SINR cells of the points X_i , $i = 1, \dots, n$ for the SN created by the p.p.

$$\tilde{\Phi} + \sum_{i=1}^n \delta_{X_i, M_i}.$$

If $\kappa \neq 1$, the response of the points X_j and that of the points of $\tilde{\Phi}$ are weighted differently.

Example 6.1.2 (Downlink in a Code Division Multiple Access cell with several users). Let $\tilde{\Phi}$ be an i.m. Poisson p.p. representing the location of base stations using Code Division Multiple Access (CDMA) – see §24.1.4 in Volume II). Let X be the location of a tagged base station with n users. Since all n users are served by the tagged base station, we take $X_i = X$ for $i = 1, \dots, n$. In this case the cell $C_{(X_i, P_i)}$ gives the locations where user i , when served by the tagged base station with power P_i , receives a signal strong

enough to sustain the goodput that corresponds to the SINR threshold t_i . In this case the factor κ might stem from the fact that orthogonal signatures are used within a cell. Another essential feature of CDMA is power control (addressed in § 24.2 in Volume II).

Remark 6.1.3. Note that when changing the thresholds t_i to

$$t'_i = \frac{t_i}{1 + \kappa t_i} \quad (6.2)$$

one can replace $\sum_{j \neq i} L(y, X_j, M_j)$ in (6.1) by $\sum_{j=1}^n L(y, X_j, M_j)$. Indeed,

$$L(y, X_i, m) \geq t_i (I_{\tilde{\Phi}}(y) + \kappa \sum_{j \neq i} L(y, X_j, M_j) + w(y))$$

if and only if

$$L(y, X_i, m) \geq t_i / (1 + \kappa t_i) (I_{\tilde{\Phi}}(y) + \kappa \sum_{j=1}^n L(y, X_j, M_j) + w(y)).$$

This means that $C_{(X_i, M_i)}(\tilde{\Phi}, \{(X_j, M_j)\}_{j \neq i}, t_i) = C_{(X_i, M_i)}(\tilde{\Phi}, \{(X_j, M_j)\}_{j=1, \dots, n}, t'_i)$.

6.2 Constraints on Cell Intersections

We now comment on a basic algebraic property which sheds some light on the fact that the SINR cells are typically deformed and may have holes, and this happens even in the case of a simple isotropic response function L .

Proposition 6.2.1. Consider the collection of SINR cells $C_{(X_i, M_i)} = C_{(X_i, M_i)}(\tilde{\Phi}, \{(X_j, M_j), j \neq i\}, t_i)$ of Definition 6.1.1. For any subset $J \subset \{1, \dots, n\}$ of cells, if $\bigcap_{i \in J} C_{(X_i, M_i)} \neq \emptyset$, then $\sum_{i \in J} t'_i \leq 1/\kappa$, where t'_i is given by (6.2).

Proof. Assume $y \in \bigcap_{i \in J} C_{(X_i, M_i)} \neq \emptyset$. Then, then by Remark 6.1.3, we have the set of inequalities

$$L(y, X_i, m) \geq t'_i \kappa \sum_{j \in J} L(y, X_j, M_j), \quad i \in J,$$

Summing them up, we obtain

$$\sum_{j \in J} L(y, X_j, M_j) \geq \kappa \sum_{i \in J} t'_i \sum_{j \in J} L(y, X_j, M_j),$$

which is equivalent to $\sum_{i \in J} t'_i \leq 1/\kappa$. □

Remark 6.2.2. Note that the above result is purely algebraic (no stochastic assumptions are made). It says that by increasing the signals $L(y, X_i, M_i)$ that one cannot cover a given point y by arbitrarily many cells. In particular, in the case of constant $t_i = t$ no location can be covered by more than $s = \lfloor \kappa / (1 + t\kappa) \rfloor$, cells, whatever the locations X_i of the transmitters and whatever the strength of their signals $L(y, X_i, M_i)$. For example, on Figure 5.2 $s = 4$, while on Figure 5.3 $s = 1$ inhibits any overlapping of cells.

Example 6.2.3 (Pole capacity of the downlink CDMA cell). Let us continue Example 6.1.2 and consider one given antenna, say located at X , which transmits a compound signal of total power $P_1 + \dots + P_n$ for serving n users with respective bit-rates corresponding to t_k , $k = 1, \dots, n$. Since the possible locations of these users are described by the cells $C_{(X, P_k)}$, by Proposition 6.2.1, if $\sum_{i=1}^n t_i' > 1/\kappa$ then these cells cannot simultaneously cover any given location. This means that if all the users are at the same location, they cannot be served simultaneously by the tagged base station, no matter how strong the emitted powers are. If one assumes $t_i = t$, this mean that no more than $n_1 \leq (1 + \kappa t)/(\kappa t)$ users can be served. This upper bound for the number of users is called the *pole capacity of the CDMA cell*. It gives the maximal number of users that can be served at a given location with a bit-rate corresponding to the SINR threshold t .

6.3 Stochastic Scenarios and Coverage Probabilities

By the standard stochastic scenario for collections of SINR cells, we understand the framework described in Section 5.3, with the response function $L(y, x, p) = p/l(|y - x|)$, where l is an omnidirectional power attenuation function (see Section 22.1.2 in Volume II), with assumption (3) of the single cell scenario replaced by:

- (3*) The marks $M_j = P_j$ of the points X_j ($j = 1, \dots, n$) generating the cells $C_{(X_j, P_j)}$ are mutually independent, independent of $\tilde{\Phi}$, and have the same distribution function G as the marks of $\tilde{\Phi}$.

In a slightly more general case one can consider the scenario where

- (3'*) The marks P_1, \dots, P_n are mutually independent and independent of $\tilde{\Phi}$ and have some given distribution G' .

Kendall-like notation cont. Extending our previous notation for SINR, we will call the above framework for collections of SINR cells $\frac{GI, \dots, GI}{W + GI/GI}$ model, where GI's in the numerator denote the general distribution of the P_j 's.

6.4 Joint Point-Coverage Probability

Assume the standard scenario for collections of SINR cells. Let y_1, \dots, y_n be n locations. We are interested in the probability that for all $j = 1, \dots, n$ the cell $C_{(X_j, P_j)}$ covers location y_j :

$$\begin{aligned} p_{X_1, \dots, X_n}(y_1, \dots, y_n) &= \mathbf{P} \left\{ \bigcap_{j=1}^n \left\{ y_j \in C_{(X_j, P_j)}(\tilde{\Phi}, \{(X_l, P_l), l \neq j\}, W, t_i) \right\} \right\} \\ &= \mathbf{P} \left\{ \bigcap_{j=1}^n \left\{ P_j \geq t_i l(|y_j - X_j|) \left(I_{\tilde{\Phi}}(y_j) + \kappa \sum_{l \neq i} P_l / l(|y_j - X_l|) + W \right) \right\} \right\}. \end{aligned} \quad (6.3)$$

Special cases are the probability $p_{X_1, \dots, X_n}(y, \dots, y)$ that all cells cover a given point y and the probability $p_{X, \dots, X}(y_1, \dots, y_n)$ that a given node using n independent powers, covers n different locations (cf. Example 6.2.3). Recall, that in all these cases, the powers P_l for $l \neq j$ are considered as interference with respect to the transmission j .

The following result gives the joint point-coverage probability for the $\frac{M, \dots, M}{W + GI/GI}$ model, where the received powers P_1, \dots, P_n are exponential with mean $1/\mu$. Recall from Section 5.4 that this might correspond to

a situation when $P_j = Pf^j$, where P is some constant emitted power and f^j is an exponential random variable modeling Rayleigh fading in the channel from X_j to y_j . For simplicity we state and prove the result for two cells.

Let $l_{jk} = l(|y_k - X_j|)$, $k, j = 1, 2$ and let $\mathcal{L}_{(I_1, I_2)}(s_1, s_2)$ be the joint Laplace transform of the vector $(I_{\tilde{\Phi}}(y_1), I_{\tilde{\Phi}}(y_2))$ and $\mathcal{L}_W(s)$ the Laplace transform of W .

Proposition 6.4.1. Consider the standard $\frac{\text{M,M}}{w+\text{GI/GI}}$ model. If

$$\delta = \frac{t_1 t_2 \kappa^2 l_{11} l_{22}}{l_{21} l_{12}} < 1 \quad (6.4)$$

then the joint point-coverage probability is equal to

$$p_{X_1, X_2}(y_1, y_2) = \mu \frac{1 - \delta}{(l_{21} + t_1 l_{11} \kappa)(l_{12} + t_2 l_{22} \kappa)} \mathcal{L}_W\left(\frac{\xi_1 + \xi_2}{1 - \delta}\right) \mathcal{L}_{(I_1, I_2)}\left(\frac{\xi_1}{1 - \delta}, \frac{\xi_2}{1 - \delta}\right),$$

where $\xi_i = t_i l_{ii} l_{ji}(l_{ij} + t_j l_{jj} \kappa)$, $i, j = 1, 2$, $i \neq j$. Otherwise $p_{X_1, X_2}(y_1, y_2) = 0$.

Proof. Note first that the condition (6.4) is necessary for the inequalities in (6.4) with $j = 1, 2$ and $n = 2$ to hold when $W \equiv 0$ and $I_{\tilde{\Phi}} \equiv 0$. So it is necessary for $p_{X_1, X_2}(y_1, y_2) > 0$. In what follows we assume it is satisfied. Similarly as in the proof of Proposition 5.4.1 we have

$$p_{X_1, X_2}(y_1, y_2) = \int_0^\infty \int_0^\infty \int_0^\infty A(u, v_1, v_2) \mathbf{P}\left(W = du, I_1 = dv_1, I_2 = dv_2\right),$$

with

$$\begin{aligned} & A(v, u_1, u_2) \\ &= \int_0^\infty \int_0^\infty \mathbf{1}(p_1 \geq t_1 l_{11}(u + v_1 + \kappa p_2 / l_{21})) \mathbf{1}(p_2 \geq t_2 l_{22}(u + v_2 + \kappa p_1 / l_{12})) \mu^2 e^{-\mu(p_1 + p_2)} dp_1 dp_2. \end{aligned}$$

For $a_i, b_i \geq 0$, $i = 1, 2$ and $b_1 b_2 < 1$, we have

$$\begin{aligned} & \int_0^\infty \int_0^\infty \mathbf{1}(p_1 \geq a_1 + b_1 p_2) \mathbf{1}(p_2 \geq a_2 + b_2 p_1) \mu^2 e^{-\mu(p_1 + p_2)} dp_1 dp_2 \\ &= \mu \frac{1 - b_1 b_2}{(1 + b_1)(1 + b_2)} \exp\left(-\mu \frac{a_1(1 + b_2) + a_2(1 + b_1)}{1 - b_1 b_2}\right). \end{aligned}$$

Taking $a_i = t_i l_{ii}(u + v_i)$, $b_i = t_i l_{ii} \kappa / l_{ji}$ with $i, j = 1, 2$, $j \neq i$, we observe that $b_1 b_2 < 1$ is equivalent to (6.4) which we assume to be satisfied. Thus we have

$$\begin{aligned} & p_{X_1, X_2}(y_1, y_2) \\ &= \frac{1 - \delta}{(l_{21} + t_1 l_{11} \kappa)(l_{12} + t_2 l_{22} \kappa)} \int_0^\infty \int_0^\infty \int_0^\infty e^{-\mu((v+u_1)\xi_1 + (v+u_2)\xi_2)/(1-\delta)} \mathbf{P}\left(W = du, I_1 = dv_1, I_2 = dv_2\right), \end{aligned}$$

and the result follows. \square

7

Signal-to-Interference Ratio Coverage

7.1 Introduction

Let $\widehat{\Phi} = \sum_i \varepsilon_{(x_i, m_i, t_i)}$ be a marked point process, with points $\{x_i\}$ in \mathbb{R}^d and marks $\{m_i\}$ in \mathbb{R}^ℓ (as in Chapter 5) and $t_i \in \mathbb{R}^+$. As in Chapter 5, let $I_{\widetilde{\Phi}}(y)$ be the SN on \mathbb{R}^d , generated by $\widetilde{\Phi} = \sum_i \varepsilon_{(x_i, m_i)}$ (i.e., $\widehat{\Phi}$ without the marks t_i) and by the response function $L : \mathbb{R}^d \times \mathbb{R}^d \times \mathbb{R}^\ell \mapsto \mathbb{R}^+$.

Definition 7.1.1. We define the *SINR coverage process* generated by $\widehat{\Phi}$ and the thermal noise field $w(y) \geq 0$, as the following union of SINR cells:

$$\begin{aligned} \Xi_{\text{SINR}} &= \Xi(\widehat{\Phi}, w) \\ &= \bigcup_{(x_i, m_i, t_i) \in \widehat{\Phi}} C_{(x_i, m_i)}(\widetilde{\Phi} - \varepsilon_{(x_i, m_i)}, w, t_i) \\ &= \left\{ y : \text{there exist } (x_i, m_i, t_i) \in \widehat{\Phi} : L(y, x_i, m_i) \geq t_i(I_{\widetilde{\Phi}}(y) - L(y, x_i, m_i) + w(y)) \right\}. \end{aligned} \quad (7.1)$$

Remark: From Remark 6.1.3, $C_{(x_i, m_i)}(\widetilde{\Phi} - \varepsilon_{(x_i, m_i)}, w, t_i)$ in (7.1) is equal to $C_{(x_i, m_i)}(\widetilde{\Phi}, w, t'_i)$ with

$$t'_i = \frac{t_i}{1 + t_i}. \quad (7.2)$$

Moreover if $t'_i > 0$ for all i , then Ξ_{SINR} can also be expressed as

$$\Xi_{\text{SINR}} = \{y : X_{\widehat{\Phi}}(y) \geq I_{\widetilde{\Phi}}(y) + w(y)\},$$

where

$$X_{\widehat{\Phi}}(y) = \max_{(x_i, m_i, t_i) \in \widehat{\Phi}} \left(\frac{L(y, x_i, m_i)}{t_i} \right)$$

is a max-shot-noise process generated by $\widehat{\Phi}$ and the response function $\widetilde{L}(y, x, m, t) = L(y, x, m)/t$ (cf. Section 2.4), provided the max is well defined, for example when there is an a.s. finite number of cells covering point y .




Fig. 7.1 SINR coverage model without fading.




Fig. 7.2 SINR coverage model with point dependent fading.

Standard Stochastic Scenario and Kendall-like notation. We will often consider the following standard scenario for the coverage process.

- (1) We assume that $\widehat{\Phi}$ is a general stationary independently marked point process with points in \mathbb{R}^2 and intensity $\lambda > 0$;
- (2) The marks $(m_i = (p_i, t_i))$ have some given distribution $\mathbf{P}\{p \leq u, t \leq v\} = G(u, v)$ that does not depend on the location of the corresponding point;
- (3) The thermal noise field $w(y) = W$ is constant in space and equal everywhere to some non-negative random variable $W \geq 0$ independent of $\widehat{\Phi}$.

Note that assumptions (1)–(2) correspond to some natural extension (marks t_i are added) of the standard scenario for SN, for which the following isotropic response function $L(y, x, p) = p/l(|y - x|)$ is assumed, with l some omnidirectional power attenuation function (see Section 22.1.2 in Volume II).

Extending our previous Kendall-like notation to SINR coverage, we will call the above scenario the $\frac{GI/GI}{W+GI/GI}$ model.

Figure 7.1 shows a realization of the SINR coverage model $\frac{M/D}{W+M/D}$ while Figure 7.2 shows the same situation with an independent fading for each point.

7.2 Typical Cell of the Coverage Process

Let $P_{(x,m,t)}^!$ denote the reduced Palm distribution of $\widehat{\Phi}$ (see Section 1.4). Recall that one can consider this distribution as the conditional distribution of $\widehat{\Phi} - \varepsilon_{(x,m,t)}$ given that $\widehat{\Phi}(\{(x, m, t)\}) > 0$. Under $P_{(x,m,t)}^!$, the SINR cell $C_{(x,m,t)}(\widehat{\Phi}, w, t)$ is called *the typical cell of the coverage process* Ξ_{SINR} at (x, m, t) .¹

¹The name “typical cell” is natural in the stationary case.

From Corollary 2.1.3, in the case of an i.m.p.p., $P_{(x,m,t)}^!$ is also the distribution of an independently marked point process with marks having the original distribution.

If moreover $\widehat{\Phi}$ is an i.m. Poisson p.p. then by Slivnyak's Theorem (see Theorem 1.4.5) the reduced Palm distribution $P_{(x,m,t)}^!$ is equal to the original Poisson distribution of $\widehat{\Phi}$. Moreover, the moment measure \widehat{M} of $\widehat{\Phi}$ is equal to $\widehat{M}(d(x, m, t)) = F(d(m, t))\Lambda(dx)$, where Λ is the intensity measure of the Poisson p.p. $\widehat{\Phi}$. This allows to interpret many results obtained in Chapter 5 for a single SINR cell as concerning the typical cell of the SINR coverage process Ξ_{SINR} with (possibly) a randomized mark P . Note also that Assumption (3) of the standard scenario for SINR cells states that P is randomized according to its original generic distribution.

7.3 Nearest Transmitter Cell

Consider a $\frac{\text{GI/GI}}{W+\text{GI/GI}}$ model. We are interested in the probability that a given location, say the origin $y = 0$, is covered by the cell of the *nearest* transmitter:

$$p_* = \mathbf{P} \left\{ y \in C_{(x^o, p^o)}(\widetilde{\Phi} - \varepsilon_{(x^o, p^o)}, W, t) \right\} = \mathbf{P} \left\{ p^o \geq l(|x^o|)t(W + I_{\widetilde{\Phi}}(y) - p^o/l(|x^o|)) \right\},$$

where $x^o = \arg \min_{x_i \in \Phi} |x_i|$ (by Lemma 4.2.2, x^o is almost surely well defined) and p^o is the mark of x_* in $\widetilde{\Phi}$. In the case of Poisson p.p., the joint distribution of (x_*, p_*) and $\widetilde{\Phi} - \varepsilon_{(x^o, p^o)}$ is known. Thus, conditioning on x_* , one can evaluate p_* by similar arguments as $p_0(y)$ (see Section 5.3.1). This calculations are explicit in the $\frac{\text{M/M}}{W+\text{M/M}}$ model.

Proposition 7.3.1. For the $\frac{\text{M/M}}{W+\text{M/M}}$ model with deterministic $t_i = t$

$$p_* = \int_0^\infty 2\pi\lambda r \exp(-\lambda\pi r^2) \mathcal{L}_W(\mu t l(r)) \exp \left(-2\pi\lambda \int_r^\infty \frac{u}{1 + l(u)/(t l(r))} du \right) dr, \quad (7.3)$$

where $\mathbf{E}[p^o] = 1/\mu$.

Proof. Recall that $\mathbf{P}\{|x^o| > r\} = e^{-\lambda\pi r^2}$. Moreover, given $x^o = r$, $\widetilde{\Phi} - \varepsilon_{(x^o, p^o)}$ is an i.m. Poisson p.p. with intensity $\lambda\mathbf{1}(|x| > r)$ and independent of p_* . Thus conditioning on $|x^o| = r$, by the same arguments as in the proof of Proposition 5.3.3, the coverage probability is equal to

$$\mathcal{L}_W(\mu t l(r)) \exp \left(-2\pi\lambda \int_r^\infty \frac{u}{1 + l(u)/(t l(r))} du \right). \quad (7.4)$$

We obtain the result by integrating with respect to the law of $|x^o|$. □

Example 7.3.2. Consider OPL 3 with $\beta = 4$ and $W \equiv 0$. Then using the fact that

$$\int_r^\infty \frac{u}{1 + l(u)/(t l(r))} du = \frac{r^2}{4} \sqrt{t} \left(\pi - 2 \arctan(1/\sqrt{t}) \right),$$

we get that

$$p_* = \int_0^\infty 2\pi\lambda r \exp\left(-r^2\lambda\pi\left(1 + \frac{1}{2}\sqrt{t}\left(\pi - 2\arctan(1/\sqrt{t})\right)\right)\right) dr. \quad (7.5)$$

7.4 Ξ_{SINR} as a Random Closed Set

We now consider some stochastic-geometry theoretic properties of SINR coverage processes. More precisely, we will require that the typical cell is a closed set for $\widehat{M}(d(x, m, t))$ almost all $(x, m, t) \in \mathbb{R}^d \times \mathbb{R}^\ell \times \mathbb{R}^+$. By Campbell's formula, one can then conclude that under the original (unconditional) distribution of Ξ_{SINR} , all the cells $C_{(x_i, m_i)}(\widetilde{\Phi} - \varepsilon_{(x_i, m_i)}, w, t_i)$ are almost surely closed sets. In the case of an i.m.p.p., conditions for the typical cell to be a closed set can hence be found in Corollary 5.2.1.

In stochastic geometry it is customary to require Ξ_{SINR} to be a closed set (note that the countable union of closed sets need not be closed). In fact we will require the stronger property that for any given bounded set in \mathbb{R}^d (with compact closure), the number of cells that have non-empty intersection with it is almost surely finite.²

Denote by N_K the random number of cells

$$C_i = C_{(x_i, m_i)}(\widetilde{\Phi} - \varepsilon_{(x_i, m_i)}, w, t_i) \quad (7.6)$$

that hit a given bounded set K

$$N_K = \sum_i \mathbb{1}(K \cap C_i \neq \emptyset). \quad (7.7)$$

In what follows we assume that $\widehat{\Phi}$ is an i.m. Poisson p.p. and we give several instances of moment-conditions (bearing on the distribution $F(d(m, t))$ of the generic mark (m, t) and the intensity measure Λ of the p.p.) for $\mathbb{E}[N_K]$ to be finite for arbitrary large K . Later on we will comment on the general stationary case as well.

Note first that the required property is always satisfied if $\Lambda(\mathbb{R}^d) < \infty$ (i.e. when $\widehat{\Phi}$ has almost surely a finite number of points in \mathbb{R}^d). In the following we will assume one of the two following conditions on the response function:

- (A1) There exists a finite real number R^* , such that $L(y, x, m) = 0$ for all $m \in \mathbb{R}^\ell$ and $y, x \in \mathbb{R}^d$ with $|y - x| > R^*$.
- (A2) There exist positive constants A and β such that $L(y, x, m) \leq A|s||z|^{-\beta}$, for all $y, x \in \mathbb{R}^d, s \in \mathbb{R}^\ell$, where $|\cdot|$ denotes the Euclidean norm.

Note that condition (A2) is satisfied for the standard scenario with OPL 1 and OPL 2.

²An equivalent statement is that the *collection of cells* is a.s. a Radon point measure on the space of closed sets, so that it can be treated as a point process

$$\sum_{(x_i, m_i, t_i)} \varepsilon_{C_i}$$

on the space of closed sets. This is a typical assumption for coverage processes (in particular for the Boolean model, see e.g. (Stoyan, Kendall, and Mecke 1995), eq. (3.1.1), p. 59.).

Proposition 7.4.1. Let $\widehat{\Phi}$ be i.m. Poisson p.p. with intensity Λ . Assume that $t_i > 0$ a.s. We have

$$\mathbf{E}[N_K] < \infty \quad (7.8)$$

for an arbitrary large K if one of the following conditions holds:

- (i) Condition (A1) is satisfied and $w(x) > 0$ for all $x \in \mathbb{R}^d$ with probability 1,
- (ii) Condition (A2) is satisfied, $w(t) \geq W > 0$ a.s. for some (possibly random) variable W , and for all $R > 0$

$$\mathbf{E}\left[\Lambda\left(B\left(0, R + \left(\frac{A|m_0|}{t_0 W}\right)^{1/\beta}\right)\right)\right] < \infty. \quad (7.9)$$

- (iii) Condition (A2) is satisfied, $L(y, x, m) > 0$ a.s. for all $y \in \mathbb{R}^d$, and for all $R > 0$

$$\int_{\mathbb{R}^d} e^{-\Lambda(B(0,|x|))} \mathbf{E}\left[\Lambda\left(B\left(0, R + \left(\frac{A|m_1|}{t_1 \underline{L}(R, x, m_0)}\right)^{1/\beta}\right)\right)\right] \Lambda(dx) < \infty, \quad (7.10)$$

where m_0 is independent of (m_1, t_1) , with both having the distribution of the marginals of a typical mark, and $\underline{L}(r, x, m) = \inf_{y:|y|\leq r} L(y, x, m)$.

Proof. In order to prove (7.8), we will construct various Boolean models dominating our coverage process Ξ_{SINR} and we will use Lemma 3.1.5 to ensure that the number of cells of the Boolean model which intersect K is of finite mean, which is equivalent to

$$\mathbf{E}[\Lambda(\tilde{\Xi} \oplus K)] < \infty, \quad (7.11)$$

where Ξ is the generic grain of the BM.

- (i) Under (A1), we have $C_i \subset B(X_i, R^*)$ and the result follows from the fact that (7.11) is obviously finite for the Boolean model with deterministic cells.
- (ii) Under (A2) we have

$$\begin{aligned} C_i &= \left\{ y : L(y, x_i, m_i) \geq t_i(I_{\widehat{\Phi}}(y) - L(y, x_i, m_i) + w(y)) \right\} \\ &\subset \left\{ y : L(y, x_i, m_i) \geq t_i W \right\} \\ &\subset \left\{ y : A|m_i| |y - x_i|^{-\beta} \geq t_i W \right\} \\ &\subset \left\{ y : |y - x_i| \leq \left(\frac{A|m_i|}{t_i W}\right)^{1/\beta} \right\}. \end{aligned} \quad (7.12)$$

Thus we have $C_i \subset B(x_i, \rho_i)$, a.s., where

$$\rho_i = \left(\frac{A|m_i|}{t_i W}\right)^{1/\beta}.$$

There is no loss of generality in assuming that the bounded set K is the ball $B(0, R)$ and the result now follows from the simple observation that $B(0, R) \oplus B(0, \rho_i) = B(0, R + \rho_i)$.

(iii) Now we do not assume anything about $w(t)$ (thus it may be positive or null). Instead we will use one of the points of the process Φ to guarantee a sufficient level for the variable $I_{\bar{\Phi}}$ and thus bound cell sizes from above. Let x_0 denote the point of Φ which is nearest to the origin, and let m_0 be its mark. We have

$$N_K = \mathbf{1}(K \cap C_0 \neq \emptyset) + \sum_{i \neq 0} \mathbf{1}(K \cap C_i \neq \emptyset) \leq 1 + \sum_{i \neq 0} \mathbf{1}(K \cap C_i \neq \emptyset). \quad (7.13)$$

For any point $x_i \neq x_0$ (i.e., $|x_i| > |x_0|$) of the point process, with mark m_i, t_i , and $K = B(0, R)$

$$\begin{aligned} C_i(\Phi) \cap K &\subset \left\{ y : |y| \leq R \text{ and } |y - x_i| \leq \left(\frac{A|m_i|}{t_i L(y, x_0, m_0)} \right)^{1/\beta} \right\} \\ &\subset \left\{ y : |y - x_i| \leq \left(\frac{A|m_i|}{t_i \inf_{y, |y| \leq R} L(y, x_0, m_0)} \right)^{1/\beta} \right\} \\ &\subset B\left(x_i, \rho(R, m_i, t_i, x_0, m_0)\right), \end{aligned}$$

where

$$\rho(R, m_i, t_i, x_0, m_0) = \left(\frac{A|m_i|}{t_i \underline{L}(R, x_0, m_0)} \right)^{1/\beta}.$$

Using now (7.13) and the assumption that x_0 is the point nearest to the origin, we get

$$\begin{aligned} \mathbf{E}[N_K] &\leq \mathbf{E} \left[1 + \sum_{i \neq 0} \mathbf{1}(K \cap C_i \neq \emptyset) \right] \\ &= \mathbf{E} \left[\int_{\mathbb{R}^d} \mathbf{1}(\Phi(B^o(0, x_0)) = 0) \left(1 + \sum_{i \neq 0} \mathbf{1}(K \cap C_i \neq \emptyset) \right) \Phi(dx_0) \right] \\ &\leq \int_{\mathbb{R}^d} e^{-\Lambda(B(0, |x_0|))} \mathbf{E} \left[1 + \sum_{i, |x_i| > x_0} \mathbf{1}(K \cap B(x_i, \rho(R, m_i, t_i, x_0, m_0))) \neq \emptyset \right] \Lambda(dx_0). \end{aligned}$$

So by (7.11) for the Boolean model with $G_i = B(0, \rho(R, m_i, t_i, x_0, m_0))$ conditioned on x_0, m_0

$$\mathbf{E}[N_K] \leq \int_{\mathbb{R}^d} e^{-\Lambda(B(0, |x_0|))} \mathbf{E} \left[1 + \Lambda \left(K \oplus B \left(0, \rho(R, m_1, t_1, x_0, m_0) \right) \right) \right] \Lambda(dx).$$

The proof is concluded by observing that $B(0, R) \oplus B(0, \rho(\dots)) = B(0, R + \rho(\dots))$.

□

Corollary 7.4.2. Let Φ be an independently marked and *homogeneous* Poisson p.p. with intensity $\Lambda(dx) = \lambda dx$. Then (7.9) is equivalent to the following condition

$$\mathbf{E} \left[\left(\frac{|m_0|}{t_0 W} \right)^{d/\beta} \right] < \infty, \quad (7.14)$$

whereas (7.10) is equivalent to the conjunction of the following two conditions

$$\int_{\mathbb{R}^d} e^{-\lambda \nu_d |x|^d} \left(\mathbf{E}[\underline{L}(R, x, m_0)] \right)^{-d/\beta} dx < \infty, \quad \mathbf{E} \left[\left(\frac{|m_0|}{t_0} \right)^{d/\beta} \right] < \infty. \quad (7.15)$$

Remark: Conditions analogous to parts (i) and (ii) of Proposition 7.4.1 can be observed in the stationary ergodic case; (7.9) and (7.14) have the same form with $\mathbf{E}[\dots]$ replaced with $\mathbf{E}_0[\dots]$, where \mathbf{E}_0 is the expectation w.r.t. the Palm distribution of the mark (m_0, t_0) . The proof is based on Campbell's formula. Part (iii) has no generalization due to the lack of an explicit form of the joint distribution of x_0 (the point which is nearest to the origin) and the remaining part of a general point process.

7.5 The Coverage Process Characteristics

Our goal in this section is to analyze the coverage process Ξ_{SINR} , and more specifically, the distribution of the number of cells covering a given point. From this, the volume fraction and other characteristics of Ξ_{SINR} can be derived. Let $N_x = N_{\{x\}}$ (cf. (7.7)) denote the number of cells covering a given point x . For all integers k , let $k^{(n)} = k(k-1)\dots(k-n+1)^+$, where $k^+ = \max(0, k)$. Below we give formulae for factorial moments $\mathbf{E}[N_x^{(n)}]$ of N_x . From this, the distribution of N_x can be derived using the formula

$$\mathbf{P}(N_x = n) = \frac{1}{n!} \sum_{k=0}^{\infty} (-1)^k \frac{\mathbf{E}[N_x^{(n+k)}]}{k!}, \quad (7.16)$$

which follows from the well-known expansion of the generating function. Of course, these expansions usually require strong conditions (existence of all moments and convergence of the series). However, these issues disappear when N_x is bounded.

7.5.1 Bounded N_x

Suppose now that the distribution of the marks is such that t_i are bounded away from 0 i.e.

(B) $t_i \geq \rho$ a.s. for some constant $\rho > 0$.

Using the result of Proposition 6.2.1 we immediately have the following property of the coverage process:

Corollary 7.5.1. If Condition (B) is satisfied then $N_x < 1/\rho$ almost surely.

Proof. Assume that $n = N_x$ cells cover point x . Then from Proposition 6.2.1, $\sum_{k=1}^n t_{i_k} \leq 1$, where t_{i_k} , $k = 1, \dots, n$ are marks of the cells covering x . Since $t_{i_k} \geq \rho$, so $n \leq 1/\rho$. \square

Remark: This bound suggests an analogy with queueing theory. One can think of queueing theory as a way of sharing time between customers arriving at a queue according to some point process on the line, and requiring some given service times. We can also think of our coverage process as a way of sharing space between the points of a spatial point process with given marks. Under the condition mentioned in the last lemma, the coverage process can be seen as a spatial analogue of the ℓ -server queue, with $\ell =$

$\min\{n \text{ integer} : n \geq 1/\rho\}$, in that no point in space can be covered by more than ℓ cells; in the same way, the ℓ -server queue forbids that at any point in time, more than ℓ -customers could be served. Note that *sharing* actually means quite different things here and there: in queues, the sharing of time is implemented by shifting customers in excess to later times, while keeping their service times unchanged. In contrast, for this coverage process, sharing of space is obtained by shrinking the marks: if one defines the *space request* of point x_0 as the set $C_0^{(0)} = \{y : L(y, x_0, m_0) \geq t_0 w(y)\}$, which would be the share of space obtained by x_0 if there were no other points, then one can see the set $C_0 = \{y : L(y, x_0, m_0) \geq t_0(I_{\tilde{\Phi}}(y) - L(y, x_0, m_0) + w(y))\}$, as a shrunken version of $C_0^{(0)}$ resulting from the competition with the other points.

In the same vein, the Boolean model, which is a limiting case of our coverage process (see Section 5.5.1), can also be seen as a spatial analogue of the infinite server queue, and that in this case, the analogy is quite strong, with in particular the same Poisson distribution for the number of marks (customers or cells) covering a given (time or space) point.

7.5.2 Factorial Moments of N_x

We are now in a position to prove the following result.

Proposition 7.5.2. Assume $\widehat{\Phi}$ is a simple i.m. Poisson p.p. with intensity measure Λ . Then the n -th factorial moment of the number N_x of cells of $\Xi_{\text{SINR}}(\widehat{\Phi})$ covering point x is equal to

$$\mathbf{E}[N_x^{(n)}] = \int_{(\mathbb{R}^d)^n} \mathbf{P}\left(x \in \bigcap_{k=1}^n C_{(x_k, m_k)}\left(\tilde{\Phi} + \sum_{i=1, i \neq k}^n \varepsilon_{(x_i, m_i), w(y), t_i}\right)\right) \Lambda(dx_1) \dots \Lambda(dx_n), \quad (7.17)$$

where $\tilde{\Phi}$ is distributed as $\widehat{\Phi}$ without marks t_i and $\{(m_i, t_i)\}_{i=1}^n$ are mutually independent vectors, independent of $\widehat{\Phi}$ distributed as its generic mark. This relation holds provided the integral on the right hand side is finite. In particular, if $\widehat{\Phi}$ is a homogeneous Poisson p.p. with intensity $\Lambda(dx) = \lambda dx$ then for each $x \in \mathbb{R}^d$

$$\mathbf{E}[N_x] = \lambda \mathbf{E}\left[\left|C_{(x, m_0)}(\tilde{\Phi}, w(y), t_0)\right|\right], \quad (7.18)$$

where $|C|$ is the d -dimensional volume of the cell C .

Proof. For a particular realization $\widehat{\Phi}$ of the marked Poisson p.p, denote by $\widehat{\Phi}^{(n)}$ its n -th factorial power, that is the following point measure on $(\mathbb{R}^d \times \mathbb{R}^\ell \times \mathbb{R}^+)^n$

$$\widehat{\Phi}^{(n)} = \sum_{\substack{x_{i_1}, \dots, x_{i_n} \in \widehat{\Phi} \\ \text{distinct}}} \varepsilon_{((x_{i_1}, \dots, x_{i_n}), (m_{i_1}, \dots, m_{i_n}), (t_{i_1}, \dots, t_{i_n}))}.$$

In other words, $\widehat{\Phi}^{(n)}$ consists of all n -tuples of distinct points of $\widehat{\Phi}$ (see Chapter 9). Now we can write the factorial power $(N_x)^{(n)}$ of the number cells covering point x as the following integral with respect to $\widehat{\Phi}^{(n)}$

$$N_x^{(n)} = \int_{(\mathbb{R}^d)^n} \prod_{k=1}^n \mathbf{1}\left(x \in C_{(x_k, m_k)}(\tilde{\Phi}, w(y), t_i)\right) \widehat{\Phi}^{(n)}\left(\mathbf{d}((x_1, \dots, x_n), (m_1, \dots, m_n), (t_1, \dots, t_n))\right). \quad (7.19)$$

We get (7.17) by applying the refined Campbell theorem to the (see Corollary 9.2.3) expectation of this integral and the fact that factorial moment measures of Poisson processes are Lebesgue measures (Proposition 9.1.3). \square

Remark: For the finiteness of the integral that appears in Proposition 7.5.2, it is enough to assume exactly the same conditions as for the σ -finiteness of the mean measure of $\sum_i \varepsilon_{C_i}$ given in Proposition 7.4.1 parts (i) and (ii). In the case $\mathbf{P}(w(y) = 0) > 0$ however, some integrals of the negative moments of order nd/α of $L(y, x_0, m)$ have to be finite, where x_0 is the point which is nearest to the origin. Details can be found in (Baccelli and Błaszczyszyn 2001).

7.5.3 Volume Fraction

The *volume fraction* $p = \mathbf{P}(0 \in \Xi_{\text{SINR}})$ is a basic characteristic of a stationary coverage process. Strictly speaking, it can be defined and calculated for any coverage process, but then the notion might be misleading, since it is only when we assume that the probability $\mathbf{P}(x \in \Xi_{\text{SINR}})$ does not depend on x , that we can say that the expected fraction of the d -dimensional volume of Ξ_{SINR} per unit ball is equal to p (cf. the remark after Definition 3.1.8). Thus for the remaining part of this section we assume that Φ is a homogeneous Poisson p.p. with intensity λ , that the function $L(y, x, m) = L(y - x, 0, m)$ depends only on $(|x - y|, m)$ and that $w(y)$ is stationary. Using the expansion (7.16) we can write $p = \sum_{k=1}^{\infty} (-1)^{k+1} / k! \mathbf{E}[(N_0)^{(k)}]$, where the coefficients are given in Proposition 7.5.2, provided all moments are finite and the series is convergent. Note however, that if we assume condition (B) of Section 7.5.1 ($t_i \geq \rho > 0$ a.s.), then the expansion has only finitely many non-zero terms.

Note that the dependent marking of our coverage process (cells are dependent) makes it impossible to calculate the volume fraction in the way typically used for Boolean models. Nevertheless using the factorial moment expansion technique for a general class of functionals of spatial p.p.s presented in (Błaszczyszyn, Merzbach, and Schmidt 1997) (see also papers cited there), the first order approximation of the volume fraction can be represented as

$$p = \lambda \int_{\mathbb{R}^d} p_0(x) dx + O(\lambda^2) = \lambda \mathbf{E}[|C_{(0,M)}|] + O(\lambda^2), \quad (7.20)$$

where $p_0(x)$ is the single (typical) cell coverage probability and $\mathbf{E}[|C_{(0,M)}|]$ is the expected volume of the typical cell. The first term in the last formula differs from the formula (7.18) for $\mathbf{E}[N_0]$ only in that $\hat{\Phi}$ is replaced by the null measure (without points). More general approximation formulae (involving polynomials in λ) can be obtained via this expansion technique.

7.5.4 Noise or Interference Limited Coverage — Extremal Cases

The aim of this section is to extend the results of Section 5.5 on the convergence of cells C_i towards e.g. those of the BM or those of a VT to the convergence of the whole SINR coverage process.

Noise limited cells — towards a Boolean model. By analogy to what was done in Section 5.5.1 consider the following family of SINR coverage processes

$$\Xi_{\text{SINR}}^{(\kappa)} = \bigcup_i C_i^{(\kappa)},$$

where

$$C_i^{(\kappa)} = \left\{ y : L(y, x_i, m_i) \geq t(\kappa(I_{\hat{\Phi}}(y) - L(y, x_i, m)) + W) \right\}.$$

Note that (for simplicity) we have assumed a random noise W which is constant in space, but possibly random.

Proposition 7.5.3. Assume that the conditions of Corollary 5.2.1 with $w(y) = W$ are satisfied as well as Condition (1) in Section 5.5.1. Then, almost surely on the space of closed sets, $\lim_{\kappa \rightarrow 0} \Xi_{\text{SINR}}^{(\kappa)} = \Xi_{\text{SINR}}^{(0)}$ (Painlevé–Kuratowski convergence), provided $\Xi_{\text{SINR}}^{(\kappa)}$ is a random closed set for $\kappa \in [0, \kappa_0]$ and some $\kappa_0 > 0$.

Proof. Observe that

$$\overline{\bigcup_{\kappa} \Xi^{(\kappa)}} = \overline{\bigcup_{\kappa} \bigcup_i C_i^{(\kappa)}} = \overline{\bigcup_i \bigcup_{\kappa} C_i^{(\kappa)}} = \overline{\bigcup_i C_i^{(0)}} = \bigcup_i C_i^{(0)},$$

where the last but one equality follows from (5.8) and the last one from the assumption that $\Xi_{\text{SINR}}^{(0)}$ is a closed set. \square

Remark: Suppose that $\widehat{\Phi}$ is an independently marked Poisson point process. Then $\Xi_{\text{SINR}}^{(0)}$ given W is a Boolean model with grains $C_i^{(0)} = \{y : L(y, x_i, m_i) \geq t_i W\}$.

Example 7.5.4. We now illustrate Proposition 7.5.3 by showing some patterns of our coverage process Ξ_{SINR} “conforming” to a Boolean model pattern. We simulated a Poisson p.p. with 60 points on the square $[-5, 15]^2$ (so that $\mu = 0.15$). While observing only the square $[0, 10]^2$, we take all 60 points of the larger square into account for evaluating $I_{\widehat{\Phi}}$. We assume the standard scenario for the coverage process with the OPL function $(1 + |y|)^3$. The p_i ’s are uniformly distributed on $[0, 2]$, $t_i \equiv 1$ and $W \equiv 0.1$. The various patterns result from taking various values for κ . Figure 5.1 presents the coverage process Ξ_{SINR} “on its way” to a Boolean model. We have: a) $\kappa = 0.4$; note that $2\kappa < 1 < 3\kappa$; thus at most 2 cells could cover any given point, although this is not observed; b) $\kappa = 0.2$; since $4\kappa < 1 = 5\kappa$, at most 4 cells could cover any given point; c) $\kappa = 0.1$; cells occupy more and more of the final space that they occupy under the Boolean model regime; d) $\kappa = 0.0001$; almost the limiting case where each cell is a disk with independent radius distributed as $(10p)^{1/3} - 1$ (with mean $20^{1/3} \cdot 3/4 - 1 \approx 1.035$).

Here is an extension of Proposition 5.5.5. Denote $D_{(x,m,t)} = \{y : L(y, x, m) = tW\}$.

Proposition 7.5.5. Suppose that the conditions of Proposition 7.5.3 are satisfied. If for a given compact $K \in \mathbb{R}^d$

$$\int_{\mathbb{R}^d} \int_{\mathbb{R}^{\ell}} \int_{\mathbb{R}^+} P_{(x,m,t)}^{\dagger} \left\{ K \cap D_{(x,m,t)} \neq \emptyset, \overset{\circ}{K} \cap D_{(x,m,t)} = \emptyset \right\} \widehat{M}(d(x, m, t)) = 0, \quad (7.21)$$

where $Z = (S, (a, b, c))$ is a generic mark, then as $\kappa \downarrow 0$, the number of cells $N_K(\Xi_{\text{SINR}}^{(\kappa)})$ hitting set K converges almost surely and in expectation to the number of cells of $\Xi_{\text{SINR}}^{(0)}$ hitting K .

Proof. Note that under assumption (7.21) the (expected) number of points of $\widehat{\Phi}$ not satisfying (5.9) is equal to 0. Thus by Proposition 5.5.5

$$\lim_{\kappa \rightarrow 0} N_K(\Xi_{\text{SINR}}^{(\kappa)}) = \lim_{\kappa \rightarrow 0} \sum_i \mathbf{1}(K \cap C_i^{(\kappa)} \neq \emptyset) = \sum_i \mathbf{1}(K \cap C_i^{(0)} \neq \emptyset).$$

\square

Corollary 7.5.6. Suppose that $\widehat{\Phi}$ is an i.m. Poisson point process. Then under the assumptions of Proposition 7.5.3 we have the following convergence of the capacity functional:

$$\lim_{\kappa \rightarrow 0} \mathbf{P} \left\{ \Xi_{\text{SINR}}^{(\kappa)} \cap K \neq \emptyset \right\} = 1 - \exp \left[\int_{\mathbb{R}^d} \int_{\mathbb{R}^\ell} \int_{\mathbb{R}^+} \mathbf{1}(K \cap C_{(x,m,t)}^{(0)} \neq \emptyset) \widehat{M}(\mathbf{d}(x, m, t)) \right].$$

Nearest-interferer limited cells — towards the Voronoi tessellation. For all integer $n > 2$, let $\Xi_{\text{SINR}}^n = \cup_i C_i^n$, where C_i^n is the SINR cell $C_i^n = C_{(x_i, p_i)}^n(\widehat{\Phi} - \varepsilon_{(x_i, p_i)}, 0, t_i)$ obtained for the OPL 2 function $l_n(r) = (1+r)^n$ and for $W \equiv 0$. Similarly to Proposition 5.5.11 we have the following result:

Proposition 7.5.7. Assume that $\widehat{\Phi}$ is simple. Then for all i

$$\lim_{n \rightarrow \infty} C_i^n = \mathcal{C}_{x_i},$$

almost surely on the space of closed sets (Painlevé–Kuratowski convergence), where $\mathcal{C}_{x_i} = \mathcal{C}_{x_i}(\widehat{\Phi})$ is the Voronoi cell of x_i generated by $\widehat{\Phi}$, provided C_i^n is a (random) closed set for sufficiently large n .

Also the mean volume of the SINR cell can be approximated by the mean volume of the Voronoi cell, as in Proposition 5.5.12.

Example 7.5.8. We now illustrate Proposition 7.5.7 by showing some patterns of our coverage process Ξ_{SINR} “conforming” to the Voronoi tessellation of the plane (see Figure 5.2). The Poisson p.p., the observation and the simulation windows are as in Example 7.5.4. Marks p_i are uniformly distributed on $[0, 2]$, $W \equiv 0$, $t_i \equiv 0.2$ thus *allowing* for overlapping of at most 4 cells for a given point. The various patterns result from taking the OPL function $l(r) = (1+r)^n$ with various n . We have: a) $n = 3$, b) $n = 5$, c) $n = 12$, d) $n = 100$. The effect of overlapping is still visible. A more accurate tessellation can be obtained inhibiting overlapping, e.g. by taking $t_i \equiv 0.5$.

Nearest-interferer and noise limited cells — the Johnson–Mehl model. When a strong attenuation remains in some relation to the noise then the SINR coverage process might look like a sub-tessellations, with each of its cells *constrained* to remain within some disk with the diameter related to the noise.

Example 7.5.9. We now illustrate Corollary 5.5.13 by showing some patterns of our coverage process Ξ_{SINR} “growing” to the Voronoi tessellation as in the Johnson-Mehl model (see Figure 5.3). The observation and simulation windows and the Poisson p.p. are as in the previous examples. Marks p_i are uniformly distributed on $[0, 2]$ and we take $t_i \equiv 0.5$, thus *inhibiting* any intersections. The OPL function $l(y) = (1+|y|)^{30}$ is strong enough to give a tessellation covering almost the whole plane when $W \equiv 0$. We assume $W = (1+R)^{-30}$ and take: a) $R = 0.4$, b) $R = 1.2$, c) $R = 2$, d) $R = \infty$ (equivalent to $W \equiv 0$). The result is a sequence of sub-tessellations, with each of the cells *constrained* to a disk of radius R (wherever a cell has diameter less than R it has its final shape). All cells start growing at the same time.

8

Signal-to-Interference Ratio Connectivity

8.1 Introduction

Consider a marked point process $\widehat{\Phi} = \sum_i \varepsilon_{(x_i, m_i, t_i)}$ as in Chapter 7 and the coverage process $\Xi_{\text{SINR}} = \cup_i C_i$ it generates, where C_i is the SINR cell of the point (x_i, m_i) for the SINR threshold t_i (see (7.6) in Chapter 7).

Suppose that the points of this point process constitute a network, in which one node is able to communicate with other nodes of the network, possibly via several hops (e.g. a MANET – see §24.3.1 in Volume II). Suppose that the communication from x_i to x_j is feasible if $x_j \in C_i$. Important questions then arise about the connectivity of the SINR model Ξ_{SINR} . They are similar to those concerning the connectivity of the Boolean model studied in § 3.2. Recall that the connectivity of the Boolean model in the whole plane (space) is analyzed using percolation theory, in which setting the central question is the existence of an infinite connected component.

8.2 Signal-to-Interference Ratio Graph

Consider the following graphs associated with the SINR model Ξ_{SINR} generated by a marked point process $\widehat{\Phi}$.

Definition 8.2.1. Let C_i be defined by (7.6), Chapter 7.

- The directed SINR graph $\mathcal{G}_{\text{SINR}}^d$ is the graph with vertices the atoms of $\widehat{\Phi}$ and with directed edges from x_i to x_j if $x_j \in C_i$;
- The bidirectional SINR graph $\mathcal{G}_{\text{SINR}}$ is the graph with vertices the atoms of $\widehat{\Phi}$ and with non-directed edges between x_i and x_j if $x_j \in C_i$ and $x_i \in C_j$.

In this chapter we will concentrate on the latter, which can be described in other words as the graph where two points of $\widehat{\Phi}$ are connected iff they cover each other by their respective SINR cells.

Definition 8.2.2. One says that the SINR graph $\mathcal{G}_{\text{SINR}}$ percolates if it contains an infinite connected component.

Remark: As already explained, the interest of percolation is to maintain simultaneous links allowing one to build multihop routes between any pair of nodes belonging to the infinite component. Let us note that in spite of its mathematical interest, this percolation model has one main practical drawback that stems from the technical difficulty of having a node being at the same time a transmitter and a receiver on the same frequency band. This problem will be taken care of in Chapter 21 in Volume II, where we will consider time-space routing schemes where receivers and transmitters form a partition of the set of nodes.

8.3 Percolation of the Signal-to-Interference Ratio Connectivity Graph

Consider the $\frac{M/D}{W+M/D}$ model (see Chapter 7), i.e. the model generated by a homogeneous Poisson p.p. of the plane with intensity λ , marked by constant emitted powers $p_i = p$ and SINR thresholds $t_i = t$. We will assume moreover that the noise $w(y) = w$ is spatially constant and deterministic. We consider the response function given by $L(y, x, p) = p/l(|y - x|)$, where l is some OPL function satisfying the following conditions:

- (1) $l(r) \geq 1$,
- (2) l is continuous and strictly increasing (when finite),
- (3) $l(0) < p/(tw)$,
- (4) $\int_0^\infty r/l(r) dr < \infty$.

Note that the condition (3) is necessary for the SINR cell C_i to contain some neighborhood of its nucleus x_i (even in the absence of interference), while condition (4) guarantees that the SN generated by the underlying marked p.p. and the response function is almost surely finite.

Under the above assumptions, we consider the parametric family of SINR coverage processes

$$\Xi_{\text{SINR}}^{(\kappa)} = \bigcup_i C_i^{(\kappa)}, \quad (8.1)$$

where

$$C_i^{(\kappa)} = \{y : p/l(|y - x_i|) \geq t(\kappa(I_{\mathbb{F}}(y) - p/l(|y - x_i|)) + w)\}. \quad (8.2)$$

From Section 7.5.4 (see Proposition 7.5.3 and the remark following it), as $\kappa \downarrow 0$, the cell $C_i^{(\kappa)}$ converges monotonically to the spherical cell

$$C_i^{(0)} = \{y : |y - x_i| \leq l^{-1}(p/(tw))\}$$

of the Boolean model $\Xi_{\text{SINR}}^{(0)} = \bigcup_i C_i^{(0)}$, where l^{-1} is the inverse function of l .

Fixing all other parameters, we denote by $\mathcal{G}_{\text{SINR}}(\lambda, \kappa)$ the SINR graph corresponding to $\Xi_{\text{SINR}}^{(\kappa)}$. In what follows we focus on the characterization of the two-dimensional set of parameter values

$$\{(\lambda, \kappa) : \mathcal{G}_{\text{SINR}}(\lambda, \kappa) \text{ percolates with probability } 1\}.$$

Since the underlying point process is ergodic, it should be obvious that for the values of (λ, κ) not belonging to the above set, $\mathcal{G}_{\text{SINR}}(\lambda, \kappa)$ percolates with probability 0 (i.e. does not percolate; cf. the proof of

Proposition 3.2.7 concerning the BM). Recall also that the parameter κ stems from interference cancellation technique (see the discussion on the interference cancellation factor at the end of Section 23.3.4 in Volume II). Thus, the above set describes the pairs (density of nodes, interference cancellation factor) for which the infinite network contains an infinite connected component, the nodes of which are able to communicate simultaneously with the bit-rate associated to the SINR threshold t .

By monotonicity in κ , for each value of $\lambda > 0$, there exists a critical value $\kappa^*(\lambda)$, such that $\mathcal{G}_{\text{SINR}}(\lambda, \kappa)$ percolates for $0 \leq \kappa < \kappa^*(\lambda)$ and does not percolate for $\kappa > \kappa^*(\lambda)$. The main question is to show whether (and when) this SINR percolation threshold $\kappa^*(\lambda)$ is strictly positive.

Let λ_0^{SNR} be the critical intensity for the percolation of the Boolean model $\Xi_{\text{BM}}(\lambda, r_B)$ with spherical grains of fixed radii $r_B = l^{-1}(p/(tw))/2$ (see (3.12) of Chapter 3 for the definition of the critical intensity). Note that r_B is defined as the half of the radius of the spherical grains of $\Xi_{\text{SINR}}^{(0)}$. Thus, any two grains of $\Xi_{\text{BM}}(\lambda, r_B)$ overlap iff the corresponding vertices of $\mathcal{G}_{\text{SINR}}(\lambda, 0)$ are connected by an edge.

Note that λ_0^{SNR} represents the critical density of nodes for the existence of the infinite connected component in the SNR network; i.e. in the network where interference between coexisting channels is perfectly cancelled. From the previous observation on the relation between $\Xi_{\text{SINR}}^{(\kappa)}$ and its Boolean limit $\Xi_{\text{SINR}}^{(0)}$, we have the following immediate property:

Proposition 8.3.1. If $\lambda < \lambda_0^{\text{SNR}}$ then $\kappa^*(\lambda) = 0$, i.e. for all $\kappa \geq 0$, $\mathbf{P}\{\mathcal{G}_{\text{SINR}}(\lambda, \kappa) \text{ percolates}\} = 0$.

Proof. Since $C_i^{(\kappa)} \subset C_i^{(0)}$ for all $\kappa \geq 0$ so $\mathcal{G}_{\text{SINR}}(\lambda, \kappa) \subset \mathcal{G}_{\text{SINR}}(\lambda, 0)$; i.e. the graphs have the same set of edges and the inclusion concerns the set of vertices. The result follows from the fact that $\mathcal{G}_{\text{SINR}}(\lambda, 0)$ percolates iff the Boolean model with spherical grains of the fixed radius $r_B = l^{-1}(p/(tw))/2$ percolates. \square

We now state the main result of this section.

Proposition 8.3.2. For any $\lambda > \lambda_0^{\text{SNR}}$, the critical $\kappa^*(\lambda)$ is strictly positive, i.e. $\mathbf{P}\{\mathcal{G}_{\text{SINR}}(\lambda, \kappa) \text{ percolates}\} = 1$ for all $0 \leq \kappa < \kappa^*$.

Proof. The main ideas of the proof given in (Dousse, Franceschetti, Macris, Meester, and Thiran 2006) are as follows.

- Assuming $\lambda > \lambda_0^{\text{SNR}}$, one observes first that the BM $\Xi_{\text{BM}}(\lambda, r_0)$ also percolates for some $r_0 < r_B$. This means that the graph $\mathcal{G}_{\text{SINR}}(\lambda, 0)$ also percolates with any slightly larger constant noise $w' = w + \delta'$, for some $\delta' > 0$.
- Moreover, one can show that the level-set $\{y : I_{\tilde{\Phi}}(y) \leq M\}$ of the SN field $I_{\tilde{\Phi}}$ percolates (contains an infinite connected component) for sufficiently large M . Consequently, taking $\kappa = \delta'/M$ one has percolation of the level-set $\{y : \kappa I_{\tilde{\Phi}}(y) \leq \delta'\}$.
- The main difficulty consists in showing that $\mathcal{G}_{\text{SINR}}(\lambda, 0)$ with noise $w' = w + \delta'$ percolates *within* an infinite connected component of $\{y : I_{\tilde{\Phi}}(y) \leq \delta'\}$. This is done by some mapping of the model to a discrete lattice.

Here are the details of the proof. Let $\lambda > \lambda_0^{\text{SNR}}$. Then, by assumption, the BM $\Xi_{\text{BM}}(\lambda, r_B)$ with intensity λ and spherical grains of fixed radius r_B percolates. Denote by $r^*(\lambda) < r_B$ the critical radius for the percolation of the BM $\Xi_{\text{BM}}(\lambda, r)$; the existence of such a critical radius follows from Proposition 3.2.7,

by a rescaling argument (cf. Example 1.3.12). In what follows we pick some radius $r_0 \in (r^*(\lambda), r_B)$. By assumption, $\Xi_{BM}(\lambda, r_0)$ percolates.

In what follows we prove the percolation of some bond-percolation model (cf. Section 14.1). Then we will show how this implies the percolation of $\mathcal{G}_{\text{SINR}}(\lambda, \kappa)$ for some κ sufficiently small.

Consider a square lattice of side-length $d > 0$, whose value will be specified later on. One defines two random fields A_a and B_a with values in $\{0, 1\}$, where a runs over the set \mathcal{L}_d of all vertical and horizontal edges of the above lattice. Let $z_a = (x_a, y_a) \in \mathbb{R}^2$ denote the geometric center of edge a .

- For a denoting a horizontal edge, let A_a be equal to 1 iff the following two conditions are satisfied:
 - the rectangle $[x_a - 3d/4, x_a + 3d/4] \times [y_a - d/4, y_a + d/4]$ is crossed from left to right by a connected component of $\Xi_{BM}(\lambda, r_0)$,
 - both squares $[x_a - 3d/4, x_a - d/4] \times [y_a - d/4, y_a + d/4]$ and $[x_a + d/4, x_a + 3d/4] \times [y_a - d/4, y_a + d/4]$ are crossed from top to bottom by a connected component of $\Xi_{BM}(\lambda, r_0)$.

For a denoting a vertical edge, the value A_a is defined similarly, by swapping the horizontal and vertical coordinates.

- For $a \in \mathcal{L}_d$ let $B_a = 1$ iff $\tilde{I}(z_a) < M$, where $\tilde{I}(z)$ is the SN generated by the underlying marked Poisson pp $\tilde{\Phi}$ (the one generating Ξ_{SINR}) with the modified OPL function given by

$$\tilde{l}(r) = \begin{cases} l(0) & \text{if } 0 \leq r \leq \sqrt{10}d/4, \\ l(r - \sqrt{10}d/4) & \text{otherwise.} \end{cases}$$

The value of the constant M will be specified later on.

Note that if a and a' are not adjacent then A_a and $A_{a'}$ are independent. Consequently, the random field $\{A_a : a \in \mathcal{L}_d\}$ defines a one-dependent bond (edge) percolation process, where the edge a is open iff $A_a = 1$. Consequently, using the fact that the probability of the crossing of a given rectangle by a connected component of a super-critical BM converges monotonically to 1 when the sides tend to infinity (see (Meester and Roy 1996, Corollary 4.1)), we get that for any $\epsilon > 0$, one can find some value for the lattice side-length d large enough to ensure that

$$\mathbf{P}\{A_{a_1} = 0, \dots, A_{a_n} = 0\} \leq \epsilon^n \quad (8.3)$$

for any set of n different edges a_1, \dots, a_n .

A similar statement can be shown for the field B . Precisely, for any given side-length d and any $\epsilon > 0$, one can find a value for the constant M large enough for ensuring that

$$\mathbf{P}\{B_{a_1} = 0, \dots, B_{a_n} = 0\} \leq \epsilon^n \quad (8.4)$$

for any set of n different edges a_1, \dots, a_n . The proof of this statement is based on the following inequality, which holds true for all $s \geq 0$

$$\mathbf{P}[B_{a_1} = 0, \dots, B_{a_n} = 0] \leq \mathbf{P}\left[\sum_{i=1}^n \tilde{I}(z_{a_i}) > nM\right] \leq e^{-snM} \mathbf{E}\left[e^{s \sum_{i=1}^n \tilde{I}(z_{a_i})}\right].$$

Note that the last expectation can be interpreted as the value of the Laplace transform of a Poisson p.p. (by changing the order of summation $\sum_{i=1}^n$ and the sum which defines the SN value $\tilde{I}(z_{a_i})$). Using the known form of this transform and assumption (4), one can show that for sufficiently small $s > 0$

$$\mathbf{E}\left[e^{s \sum_{i=1}^n \tilde{I}(z_{a_i})}\right] \leq K^n$$

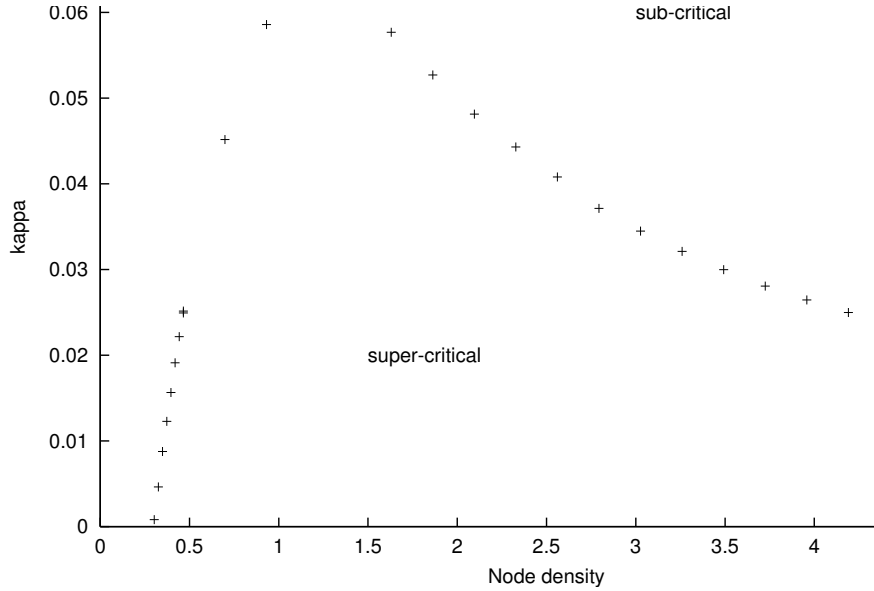


Fig. 8.1 Critical value of κ as a function of the node density

for some constant K which depends on λ and d and not on M . This completes the proof of (8.4).

Using (8.3) and (8.4) one can show by the Cauchy-Schwartz inequality that for any $\epsilon > 0$, there exists values of the lattice side-length d and of the constant M large enough for ensuring that

$$\mathbf{P}\{A_{a_1}B_{a_1} = 0, \dots, A_{a_n}B_{a_n} = 0\} \leq \epsilon^n \quad (8.5)$$

for any set of n different edges a_1, \dots, a_n .

By Peierls' argument (see Proposition 14.1.4 in Section 14.1.1) this last statement implies that one can find values of d and M such that we have percolation for the bond process on \mathcal{L}_d , where the edge $a \in \mathcal{L}_d$ is open iff $C_a = A_a B_a = 1$.

It remains to show that the percolation of the above bond model implies that of $\mathcal{G}_{\text{SINR}}(\lambda, \kappa)$ for some sufficiently small $\kappa = \kappa(\lambda)$. From the fact that $r_0 < r_B = l^{-1}(p/(tw))/2$ and from the strict monotonicity of l , it follows that for all atoms x_i, x_j of the Poisson p.p. such that their spherical grains of common radius r_0 intersect each other, we have $l(|x_i - x_j|) \leq p/(tw)(1 - \delta)$ for some $\delta > 0$. Consequently, $p/l(|x_i - x_j|) \geq tw/(1 - \delta) = t(w + \delta')$, for some $\delta' > 0$. Moreover, the existence of the infinite connected component of the bond percolation defined by the field $\{C_a\}$ implies the existence of an infinite connected component in the intersection of $\Xi_{BM}(\lambda, r_0)$ and the region $\{y \in \mathbb{R}^2 : I_{\tilde{\Phi}}(y) \leq M\}$ where the original shot noise $I_{\tilde{\Phi}}$ is not larger than M . Thus the $\mathcal{G}_{\text{SINR}}(\lambda, \kappa)$ percolates for $\kappa \leq \delta'/M$, which concludes the proof. \square

8.3.1 Bounds on the SINR Percolation Threshold $\kappa^*(\lambda)$

We consider the $\frac{M/D}{W+M/D}$ model Section 8.3. Note that if the OPL function $l(r)$ is bounded away from 0 (i.e. if the attenuation function is finite), then when the density λ of nodes increases, the right-hand side of the inequality in (8.2) increases, while the left-hand side is bounded. Hence one may expect densification (taking $\lambda \rightarrow \infty$) to possibly destroy connectivity of the SINR graph. This is confirmed by simulation as shown by Figure 8.1 where we plot the critical value $\kappa^*(\lambda)$ of κ that separates the super and subcritical

phases in function of the node density λ .

The aim of this section is to provide bounds on $\kappa^*(\lambda)$. A first immediate bound follows from Proposition 6.2.1.

Corollary 8.3.3. $\kappa^*(\lambda) \leq 1/t$ for all λ .

Proof. In order to have two different nodes communicating to one given node, this last node has to be covered by two cells. By Proposition 6.2.1 this requires (as a necessary condition) $2t/(1 + \kappa t) \leq 1/\kappa$ which is equivalent to $\kappa \leq 1/t$. \square

In (Dousse, Baccelli, and Thiran 2005) the following asymptotic bound was proved in the case of an OPL function l which is infinite outside some bounded set.

Proposition 8.3.4. Under the assumptions of Proposition 8.3.2 and assuming that l is infinite outside some bounded set,

$$\frac{\mathcal{A}_1}{\lambda} \leq \kappa^*(\lambda) \leq \frac{\mathcal{A}_2}{\lambda}$$

for some positive and finite constants $\mathcal{A}_1, \mathcal{A}_2$.

Bibliographical notes on Part II

Chapters 5–7 follow (Baccelli and Błaszczyszyn 2001). Approximations and bounds for the probability of coverage are considered in (Weber, Yang, Andrews, and de Veciana 2005).

The results of Chapter 8 stem from (Dousse, Baccelli, and Thiran 2005) and (Dousse, Franceschetti, Macris, Meester, and Thiran 2006). The percolation of the SINR graph is also studied and further developed in (Franceschetti and Meester 2008).

Part III

Appendix: Mathematical Complements

9

Higher Order Moment Measures of a Point Process

In this chapter, Φ is a p.p. on \mathbb{R}^d and \mathcal{B} is the Borel σ -algebra on \mathbb{R}^d . We denote by \mathbb{M} the set of point measures on \mathbb{R}^d and by \mathcal{M} the σ -algebra on \mathbb{M} generated by sets of the form $\{\mu \in \mathbb{M} : \mu(A) = k\}$.

9.1 Higher Order Moment Measures

Definition 9.1.1. For $n \geq 1$, we define the n -th power Φ^n and the n -th factorial power $\Phi^{(n)}$ of Φ as the following p.p. on \mathbb{R}^{dn} :

$$\Phi^n(A_1 \times \dots \times A_n) = \Phi(A_1) \dots \Phi(A_n) \quad (9.1)$$

$$\begin{aligned} \Phi^{(n)}(A_1 \times A_2 \times \dots \times A_n) &= \int \dots \int_{A_1 \times A_2 \times \dots \times A_n} \left(\Phi - \sum_{k=1}^{n-1} \varepsilon_{x_k} \right) (dx_n) \\ &\quad \left(\Phi - \sum_{k=1}^{n-2} \varepsilon_{x_k} \right) (dx_{n-1}) \dots \Phi(dx_1). \end{aligned} \quad (9.2)$$

Here are a few immediate observations on these point processes:

- $\Phi^n = \sum_{x_1, \dots, x_n \in \Phi} \varepsilon_{(x_1, \dots, x_n)}$,
- $\Phi^{(n)} = \sum_{x_1, \dots, x_n \in \Phi}^{\neq} \varepsilon_{(x_1, \dots, x_n)}$,
- For all A_1, \dots, A_n pairwise disjoint, $\Phi^n(\otimes_k A_k) = \Phi^{(n)}(\otimes_k A_k)$.
- $\Phi^{(n)}(A \times \dots \times A) = \Phi(A)(\Phi(A) - 1) \dots (\Phi(A) - n + 1)^+$.

Definition 9.1.2. For $n \geq 1$, we define the n -th moment M^n and the n -th factorial moment $M^{(n)}$ of the p.p. Φ as the following measures on \mathbb{R}^d :

$$M^n(B) = \mathbf{E}[\Phi^n(B)] \quad (9.3)$$

$$M^{(n)}(B) = \mathbf{E}[\Phi^{(n)}(B)], \quad B \in \mathcal{B}^n. \quad (9.4)$$

Here are some obvious observations on these measures:

- $M^{(1)}(A) = M^1(A) = M(A) = \mathbf{E}[\Phi(A)]$.
- $M^2(A \times A) - (M(A))^2 = \text{Var}(\Phi(A))$ is the variance of $\Phi(A)$.
- $M^2(A \times B) - M(A)M(B) = \mathbf{Cov}(\Phi(A), \Phi(B))$ is the covariance of $\Phi(A)$ and $\Phi(B)$.
- For $A_1, \dots, A_n \in \mathcal{B}$, $M^n(\bigotimes_k A_k) = \mathbf{E}[\prod_k \Phi(A_k)]$; in particular $M^n(A^n) = \mathbf{E}[\Phi(A)^n]$.
- For A_1, \dots, A_n pairwise disjoint, $M^n(\bigotimes_k A_k) = M^{(n)}(\bigotimes_k A_k) = \mathbf{E}[\prod_k \Phi(A_k)]$.
- $M^{(n)}(A \times \dots \times A) = \mathbf{E}[\Phi(A)(\Phi(A) - 1) \dots (\Phi(A) - n + 1)^+]$.
- $M^2(A \times B) = M(A \cap B) + M^{(2)}(A \times B)$.

Proposition 9.1.3. For the Poisson p.p. Φ with intensity measure Λ , $M = \Lambda$ and $M^{(n)} = \Lambda^n$, for all n .

Proof. Since $\Phi(A)$ is a Poisson r.v. with parameter $\Lambda(A)$,

$$M^{(n)}(A^n) = \mathbf{E}[\Phi(A)(\Phi(A) - 1) \dots (\Phi(A) - n + 1)^+] = (\Lambda(A))^n$$

Let $n_1, \dots, n_k \in \mathbb{N}$, with $\sum_i n_i = n$ and let A_1, \dots, A_k be pairwise disjoint Borel sets. We have

$$\begin{aligned} M^{(n)}\left(\bigotimes_{i=1}^k A_i^{n_i}\right) &= \mathbf{E}\left[\sum_{x_1, \dots, x_n \in \Phi}^{\neq} \mathbf{1}(x_1, \dots, x_{n_1} \in A_1) \dots \mathbf{1}(x_{n-n_k+1}, \dots, x_n \in A_k)\right] \\ &= \mathbf{E}\left[\left(\sum_{x_1, \dots, x_{n_1} \in \Phi}^{\neq} \mathbf{1}(x_1, \dots, x_{n_1} \in A_1)\right) \right. \\ &\quad \left. \times \dots \times \left(\sum_{x_{n-n_k+1}, \dots, x_n \in \Phi}^{\neq} \mathbf{1}(x_{n-n_k+1}, \dots, x_n \in A_k)\right)\right] \\ &= \mathbf{E}\left[\prod_i \Phi^{(n_i)}(A_i^{n_i})\right] = \prod_i \mathbf{E}[\Phi^{(n_i)}(A_i^{n_i})] = \prod_i M^{(n_i)}(A_i^{n_i}) \\ &= \prod_i \Lambda^{n_i}(A_i^{n_i}) = \Lambda^n\left(\bigotimes_{i=1}^k A_i^{n_i}\right). \end{aligned}$$

□

9.2 Palm Measures

Definition 9.2.1. For $n \geq 1$, the n -th order Campbell measure C^n and the n -th order reduced Campbell measure $C^{(n)}$ of Φ are the following measures on $\mathbb{R}^{nd} \times \mathbb{M}$:

$$C^n(B \times \Gamma) = \mathbf{E}\left[\int_B \mathbf{1}(\Phi \in \Gamma) \Phi^n(d(x_1, \dots, x_n))\right] \quad (9.5)$$

$$C^{(n)}(B \times \Gamma) = \mathbf{E}\left[\int_B \mathbf{1}\left(\Phi - \sum_{i=1}^n \varepsilon_{x_i} \in \Gamma\right) \Phi^{(n)}(d(x_1, \dots, x_n))\right], \quad B \in \mathcal{B}^n, \Gamma \in \mathcal{M}. \quad (9.6)$$

By the same type of arguments as in § 1.4, we get:

Definition 9.2.2. If M^n is σ -finite, for all $\Gamma \in \mathcal{M}$, there exist non-negative functions $P_{x_1, \dots, x_n}^n(\Gamma)$ and $P_{x_1, \dots, x_n}^{(n)}(\Gamma)$ such that

$$C^n(B \times \Gamma) = \int_B P_{x_1, \dots, x_n}^n(\Gamma) M^n(d(x_1, \dots, x_n)) \quad (9.7)$$

$$C^{(n)}(B \times \Gamma) = \int_B P_{x_1, \dots, x_n}^{(n)}(\Gamma) M^{(n)}(d(x_1, \dots, x_n)). \quad (9.8)$$

and such that for M^n -almost all $(x_1, \dots, x_n) \in \mathbb{R}^{nd}$, $P_{x_1, \dots, x_n}^n(\cdot)$ and $P_{x_1, \dots, x_n}^{(n)}(\cdot)$ are probability measures on $(\mathbb{M}, \mathcal{M})$. $P_{x_1, \dots, x_n}^n(\cdot)$ is called the n -th order Palm distribution of Φ and $P_{x_1, \dots, x_n}^{(n)}(\cdot)$ the n -th order reduced Palm distribution of Φ .

The following formulas, known as Campbell's formulas, are an immediate consequence of Definition 9.2.2:

Corollary 9.2.3. For all non-negative functions f on $(\mathbb{R}^{nd} \times \mathbb{M})$

$$\begin{aligned} \int_{\mathbb{R}^{nd}} \int_{\mathcal{M}} f(x_1, \dots, x_n, \phi) C^n(d(x_1, \dots, x_n, \phi)) \\ = \int_{\mathbb{R}^{nd}} \int_{\mathbb{M}} f(x_1, \dots, x_n, \phi) P_{x_1, \dots, x_n}^n(d\phi) M^n(d(x_1, \dots, x_n)) \end{aligned} \quad (9.9)$$

$$\begin{aligned} \int_{\mathbb{R}^{nd}} \int_{\mathcal{M}} f(x_1, \dots, x_n, \phi) C^{(n)}(d(x_1, \dots, x_n, \phi)) \\ = \int_{\mathbb{R}^{nd}} \int_{\mathbb{M}} f(x_1, \dots, x_n, \phi) P_{x_1, \dots, x_n}^{(n)}(d\phi) M^{(n)}(d(x_1, \dots, x_n)). \end{aligned} \quad (9.10)$$

For $x_1, \dots, x_n \in \mathbb{R}^d$ let Φ_{x_1, \dots, x_n} and $\Phi_{x_1, \dots, x_n}^!$ be point processes on \mathbb{R}^{nd} with laws P_{x_1, \dots, x_n}^n and $P_{x_1, \dots, x_n}^{(n)}$ respectively:

$$\begin{aligned} P_{x_1, \dots, x_n}^n(\cdot) &= \mathbf{P}_{\Phi_{x_1, \dots, x_n}}(\cdot) = \mathbf{P}\{\Phi_{x_1, \dots, x_n} \in \cdot\} \\ P_{x_1, \dots, x_n}^{(n)}(\cdot) &= \mathbf{P}_{\Phi_{x_1, \dots, x_n}^!}(\cdot) = \mathbf{P}\{\Phi_{x_1, \dots, x_n}^! \in \cdot\}. \end{aligned}$$

The Campbell formulas can be rewritten as

$$\mathbf{E} \left[\sum_{x_1, \dots, x_n \in \Phi} f(x_1, \dots, x_n, \Phi) \right] = \int_{\mathbb{R}^{nd}} \mathbf{E}[f(x_1, \dots, x_n, \Phi_{x_1, \dots, x_n})] M^n(d(x_1, \dots, x_n)) \quad (9.11)$$

$$\mathbf{E} \left[\sum_{x_1, \dots, x_n \in \Phi}^{\neq} f(x_1, \dots, x_n, \Phi) \right] = \int_{\mathbb{R}^{nd}} \mathbf{E}[f(x_1, \dots, x_n, \Phi_{x_1, \dots, x_n}^!)] M^{(n)}(d(x_1, \dots, x_n)). \quad (9.12)$$

If $M^{(n)}$ is σ -finite, we have

$$\mathbf{P}\left\{\Phi_{x_1, \dots, x_n} - \sum_{i=1}^n \varepsilon_{x_i} \in \cdot\right\} = \mathbf{P}\left\{\Phi_{x_1, \dots, x_n}^! \in \cdot\right\} = P_{x_1, \dots, x_n}^{(n)}(\cdot), \quad (9.13)$$

for $M^{(n)}$ -a.s. all pairwise different points $(x_1, \dots, x_n) \in \mathbb{R}^d$.

9.2.1 The Palm Measure Algebra

Assume that $M^{(n+m)}$ is σ -finite. For all $(x_1, \dots, x_n) \in \mathbb{R}^{nd}$, let

- $C_{x_1, \dots, x_n}^{(n, m)}$ be the m -th reduced Campbell measure of Φ_{x_1, \dots, x_n} ;
- $M_{x_1, \dots, x_n}^{(n, m)}$ the m -th factorial power of Φ_{x_1, \dots, x_n} ;
- $P_{x_1, \dots, x_n, y_1, \dots, y_m}^{(n, m)}$ the m -th reduced Palm measure of Φ_{x_1, \dots, x_n} .

Here is the composition rule for Palm measures:

Corollary 9.2.4. For all $A \in \mathcal{B}^n$, $B \in \mathcal{B}^m$

$$\begin{aligned} M^{(n+m)}(A \times B) &= \int_{\mathbb{E}^n} \int_{\mathbb{E}^m} \mathbf{1}\left((x_1, \dots, x_n) \in A\right) \mathbf{1}\left((y_1, \dots, y_m) \in B\right) \\ &\quad \times M_{x_1, \dots, x_n}^{(m)}(\mathbf{d}(y_1, \dots, y_m)) M^{(n)}(\mathbf{d}(x_1, \dots, x_n)) \end{aligned} \quad (9.14)$$

and

$$P_{x_1, \dots, x_n, y_1, \dots, y_m}^{(n, m)} = P_{x_1, \dots, x_n, y_1, \dots, y_m}^{(n+m)} \quad (9.15)$$

for $M^{(n+m)}$ -almost all $(x_1, \dots, x_n, y_1, \dots, y_m) \in \mathbb{R}^{n+m}$.

Here is a direct consequence and extension of Slivnyak's theorem to higher order factorial moment measures:

Corollary 9.2.5. Let Φ be a Poisson p.p. with intensity measure Λ . For Λ^n -almost all $(x_1, \dots, x_n) \in \mathbb{R}^d$ distinct,

$$P_{x_1, \dots, x_n}^{(n)}(\cdot) = \mathbf{P}\{\Phi \in \cdot\} \quad (9.16)$$

$$P_{x_1, \dots, x_n}^n(\cdot) = \mathbf{P}\left\{\Phi + \sum_i \varepsilon_{x_i} \in \cdot\right\}. \quad (9.17)$$

The proof follows from (9.13) and Corollary 9.2.4 and from Slivnyak's theorem.

10

Stationary Marked Point Processes

10.1 Marked Point Processes

Let $(\mathbb{K}, \mathcal{K})$ be some measurable mark space. In this chapter, we will consider the space $\tilde{\mathbb{M}}$ of point measures on $(\mathbb{R}^d \times \mathbb{K}, \mathcal{B} \otimes \mathcal{K})$ such that for all $\tilde{\mu} \in \tilde{\mathbb{M}}$, $\tilde{\mu}(B \times \mathbb{K}) < \infty$ for all bounded $B \in \mathcal{B}$ (\mathcal{B} still denotes the Borel σ -field of \mathbb{R}^d). Let $\tilde{\mathcal{M}}$ denote the σ -field of $\tilde{\mathbb{M}}$ generated by the mappings $\tilde{\mu} \mapsto \tilde{\mu}(B \times K)$ where B, K are sets of \mathcal{B}, \mathcal{K} respectively.

A marked p.p. $\tilde{\Phi}$ is a measurable application from some probability space $(\Omega, \mathcal{A}, \mathbf{P}) \rightarrow (\tilde{\mathbb{M}}, \tilde{\mathcal{M}})$.

10.1.1 Translations

On $\tilde{\mathbb{M}}$, we define the *translation operator* of vector $x \in \mathbb{R}^d$ as

$$S_x \tilde{\mu}(A \times K) = \tilde{\mu}((A + x) \times K), \quad (10.1)$$

where $A + x = \{y + x \in \mathbb{R}^d : y \in A\}$. Note that if $\tilde{\mu} = \sum_i \varepsilon_{(x_i, k_i)}$, then $S_x \tilde{\mu} = \sum_i \varepsilon_{(x_i - x, k_i)}$.

Definition 10.1.1. A marked p.p. $\tilde{\Phi}$ is stationary if its law is invariant by all translations, i.e. if $\mathbf{P}(S_x \tilde{\Phi} \in \Gamma) = \mathbf{P}(\tilde{\Phi} \in \Gamma)$ for all $x \in \mathbb{R}^d$ and $\Gamma \in \tilde{\mathcal{M}}$.

10.1.2 Rotations

On $\tilde{\mathbb{M}}$, we define the *rotation operator*

$$R_r \tilde{\mu}(A \times K) = \tilde{\mu}(rA \times K), \quad (10.2)$$

where $rA = \{ry \in \mathbb{R}^d : y \in A\}$ and where r is a rotation (w.r.t. the origin of \mathbb{R}^d) if $r : x \mapsto \mathbb{A}x$ with \mathbb{A} an orthogonal matrix (i.e. a matrix such that $\mathbb{A}^T \mathbb{A} = I$ and $\det \mathbb{A} = 1$). Note that if $\tilde{\mu} = \sum_i \varepsilon_{(x_i, k_i)}$, then $R_r \tilde{\mu} = \sum_i \varepsilon_{(r^{-1}x_i, k_i)}$.

Definition 10.1.2. The p.p. Φ is *isotropic* if its law is invariant by all rotations, i.e. if $\mathbf{P}(r\tilde{\Phi} \in \Gamma) = \mathbf{P}(\tilde{\Phi} \in \Gamma)$, for all rotations r and $\Gamma \in \tilde{\mathcal{M}}$.

The homogeneous Poisson point process and its associated hard core Matérn point process are both stationary and isotropic.

10.2 Palm–Matthes Distribution of a Marked Point Process

10.2.1 Campbell–Matthes Measure of a Marked Point Process

The intensity of a stationary marked p.p. $\tilde{\Phi}$ is

$$\lambda = \mathbf{E}[\tilde{\Phi}(U \times \mathbb{K})] = \mathbf{E}[\Phi(U)], \quad (10.3)$$

where $U = (0, 1]^d$ and $\Phi(\cdot) = \tilde{\Phi}(\cdot \times \mathbb{K})$. In what follows, we will assume that $0 < \lambda < \infty$.

The Campbell–Matthes measure \tilde{C} of the marked p.p. $\tilde{\Phi}$ is defined as

$$\tilde{C}(B \times K) = \mathbf{E} \left[\int_{\mathbb{E}} \int_{\mathbb{K}} \mathbf{1}(x \in B) \mathbf{1}(z \in K) \tilde{\Phi}(d(x, z)) \right]. \quad (10.4)$$

It admits the representation

$$\tilde{C}(B \times K) = \lambda |B| \nu(K). \quad (10.5)$$

The probability measure $\nu(\cdot)$ on $(\mathbb{K}, \mathcal{K})$ will be called the *Palm distribution of the marks*.

Using classical monotone class arguments, (10.5) gives:

Corollary 10.2.1. For all functions $f: \mathbb{R}^d \times \mathbb{K} \rightarrow \mathbb{R}^+$,

$$\mathbf{E} \left[\sum_{x_n \in \tilde{\Phi}} f(x_n, k_n) \right] = \lambda \int_{\mathbb{R}^d} \int_{\mathbb{M}} f(x, k) \nu(dk) dx. \quad (10.6)$$

The last formula is the Campbell–Matthes formula for stationary marked p.p.

10.2.2 Palm–Matthes Probability of a Stationary Point Process

Let Φ be a stationary p.p. It is easy to check that

$$\tilde{\Phi} = \sum_i \varepsilon_{x_i, S_{x_i} \Phi} = \sum_i \varepsilon_{x_i, \Phi - x_i}$$

is a stationary marked p.p. with marks taking their values in the measurable space $(\mathbb{M}, \mathcal{M})$. These specific marks are called the universal marks of Φ .

By definition, the *Palm–Matthes distribution of the stationary p.p.* Φ on $(\mathbb{M}, \mathcal{M})$ is the Palm distribution of the marks of this stationary marked p.p. It will be denoted by P^0 . When making use of (10.5), we get that it can be defined by

$$\begin{aligned} P^0(\Gamma) &= \frac{1}{\lambda |B|} \mathbf{E} \left[\int_{\mathbb{R}^d} \mathbf{1}(x \in B) \mathbf{1}(S_x \Phi \in \Gamma) \Phi(dx) \right] \\ &= \frac{1}{\lambda |B|} \mathbf{E} \left[\int_{\mathbb{R}^d} \mathbf{1}(x \in B) \mathbf{1}(\Phi - x \in \Gamma) \Phi(dx) \right], \quad \Gamma \in \mathcal{M}, \end{aligned} \quad (10.7)$$

where B is any bounded Borel set of \mathbb{R}^d .

Using classical monotone class arguments, (10.5) gives:

Corollary 10.2.2. For all functions $f: \mathbb{R}^d \times \mathbb{M} \rightarrow \mathbb{R}^+$,

$$\mathbf{E} \left[\int_{\mathbb{R}^d} f(x, S_x(\Phi)) \Phi(\mathrm{d}x) \right] = \mathbf{E} \left[\sum_{x_n \in \Phi} f(x_n, \Phi - x_n) \right] = \lambda \int_{\mathbb{R}^d} \int_{\mathbb{M}} f(x, \phi) P^0(\mathrm{d}\phi) \mathrm{d}x. \quad (10.8)$$

The last formula is the Campbell–Matthes formula for stationary p.p.

The distribution P^0 is often interpreted as that of the point process “seen from a typical point” or “seen from a randomly chosen point” of Φ . This latter interpretation is justified when

$$\begin{aligned} P^0(\Gamma) &= \frac{1}{\lambda|B|} \mathbf{E} \left[\sum_{x_k \in \Phi} \mathbf{1}(x_k \in B) \mathbf{1}(\Phi - x_k \in \Gamma) \right] \\ &= \lim_{B_n \uparrow \mathbb{R}^d} \frac{1}{\lambda|B_n|} \sum_{x_k \in \Phi} \mathbf{1}(x_k \in B_n) \mathbf{1}(\Phi - x_k \in \Gamma). \end{aligned}$$

Remark 10.2.3. It is often better to define the Palm–Matthes probability on the probability space (Ω, \mathcal{A}) where the p.p. Φ is assumed to be defined, rather than on $(\mathbb{M}, \mathcal{M})$ as above. For this, one has to assume that this probability space is endowed with an abstract shift operator $\theta_x, x \in \mathbb{R}^d$, such that

$$\Phi(\theta_x \omega) = S_x \Phi(\omega). \quad (10.9)$$

If the probability \mathbf{P} on (Ω, \mathcal{A}) is such that $\mathbf{E}(f \circ \theta_x) = E(f)$ for all x , then any p.p. satisfying (10.9) is stationary. One then proceeds as above; one defines the Campbell–Matthes measure on $\mathbb{R}^d \times \Omega$ by

$$\mathcal{C}(B \times F) = \mathbf{E} \left[\int_{\mathbb{R}^d} \int_{\Omega} \mathbf{1}(x \in B) \mathbf{1}(\theta_x \omega \in F) \Phi(\mathrm{d}(x)) \right], \quad (10.10)$$

for all $F \in \mathcal{A}$. It admits the representation

$$\mathcal{C}(B \times F) = \lambda|B| \mathbf{P}^0(F). \quad (10.11)$$

The probability measure \mathbf{P}^0 is called the *Palm–Matthes probability* of Φ on (Ω, \mathcal{A}) . It can also be defined by the relation:

$$\mathbf{P}^0(F) = \frac{1}{\lambda|B|} \mathbf{E} \left[\int_{\mathbb{R}^d} \mathbf{1}(x \in B) \mathbf{1}(\theta_x \omega \in F) \Phi(\mathrm{d}x) \right]. \quad (10.12)$$

The associated Campbell–Matthes formula reads

$$\mathbf{E} \left[\sum_{x_n \in \Phi} f(x_n, \theta_{x_n} \omega) \right] = \lambda \mathbf{E}^0 \left[\int_{\mathbb{R}^d} f(x, \Phi) \mathrm{d}x, \right] \quad (10.13)$$

with \mathbf{E}^0 the expectation w.r.t. \mathbf{P}^0 on (Ω, \mathcal{A}) .

10.2.3 Relation with the Non-stationary Case

The aim of this section is to clarify the relationships between

- the Palm distributions defined in § 1.4, which was denoted by P_x ;
- the Palm distribution of order 1, defined in § 9.2, which was denoted by P_x^1 ;
- the Palm–Matthes probability P^0 which was defined above,

whenever the underlying p.p. Φ is stationary.

We have $P_x = P_x^1$ (this is just a matter of notation). The relationship between P_x and P^0 , which are two probability measures on \mathbb{M} , is clarified by the following lemma:

Lemma 10.2.4. For almost all x in \mathbb{R}^d and for all Γ in \mathcal{M} ,

$$P_x(\Gamma) = P^0(S_{-x}^{-1}(\Gamma)), \quad (10.14)$$

where $S_a^{-1}(\Gamma) = \{\phi \in \mathbb{M} : S_a\phi \in \Gamma\}$, $a \in \mathbb{R}^d$.

Proof. Applying the Campbell–Matthes formula to the function

$$f(x, \phi) = \mathbf{1}(x \in B)\mathbf{1}(\phi \in S_{-x}^{-1}(\Gamma)) = \mathbf{1}(x \in B)\mathbf{1}(S_{-x}(\phi) \in \Gamma),$$

we get that for all bounded Borel sets B and all $\Gamma \in \mathcal{M}$

$$\begin{aligned} \lambda \int_B P^0(S_{-x}^{-1}(\Gamma)) \, dx &= \mathbf{E} \left[\int_{\mathbb{R}^d} \mathbf{1}(x \in B)\mathbf{1}(S_x \circ S_{-x}(\Phi) \in \Gamma) \Phi(\mathrm{d}x) \right] \\ &= \mathbf{E} \left[\int_{\mathbb{R}^d} \mathbf{1}(x \in B)\mathbf{1}(\Phi \in \Gamma) \Phi(\mathrm{d}x) \right] = C^1(B \times \Gamma), \end{aligned}$$

where C^1 is defined in § 9.2. Hence, from (9.7) in Chapter 9,

$$\lambda \int_B P^0(S_{-x}^{-1}(\Gamma)) \, dx = \lambda \int_B P_x(\Gamma) \, dx.$$

□

11

Fairness and Optimality

Here we briefly remind the basic notions and facts concerning the fairness and optimality in resource allocation.

We assume that we have N entities (think of mobile users in a given cell). The goal is to allocate some positive real valued resource (think of rates) $\mathbf{R} = (R_1, \dots, R_N)$ to these entities respecting some constraint of the form $\mathbf{R} \in \mathcal{R}$, where the set of feasible allocations \mathcal{R} is some given subset of \mathbb{R}^N . An allocation $\mathbf{R} \in \mathcal{R}$ is called

- *(globally) optimal* if it maximizes $\sum_{n=1}^N R_n$.
- *(strictly) Pareto optimal* if there is no solution $\mathbf{R}' \in \mathcal{R}$ domination it i.e. such that $R'_n \geq R_n$ for all $n = 1, \dots, N$ and $R'_{n_0} > R_{n_0}$ for some $n_0 \in \{1, \dots, N\}$.
- *max-min fair* if for each $n \in \{1, \dots, N\}$ increasing R_n must be at the expense of decreasing R_m for some m such that initially $R_m < R_n$. If a max-min fair allocation exists, then it is unique and strictly Pareto optimal (for a unified treatment see (Radunovic and Le Boudec 2002)).
- *proportionally fair* if for each other allocation $\mathbf{R}' \in \mathcal{R}$ we have $\sum_{n=1}^N (R'_n - R_n)/R_n \leq 0$. If a proportionally fair allocation exists on \mathcal{R} , then it is unique and it is the solution of the following maximization problem $\max_{\mathbf{R} \in \mathcal{R}} \sum_{n=1}^N \log R_n$ (Maulloo, Kelly, and Tan 1998).

Consider the maximization problem

$$\max_{\mathbf{R} \in \mathcal{R}} \sum_{n=1}^N R_n^{1-\alpha} / (1-\alpha),$$

where α is a real number. Its solution is called the α -fair optimal. The following relations hold (see (Mo and Walrand 2000) for the proof).

Proposition 11.0.5. An α -fair optimal policy is globally optimal when $\alpha \rightarrow 0$, proportionally fair when $\alpha \rightarrow 1$, and max-min fair when $\alpha \rightarrow \infty$.

12

Lemmas on Fourier Transforms

12.1 Fourier Transforms

For all functions f from \mathbb{R} to \mathbb{R} we will denote by

$$\widehat{f}(s) = \int_{\mathbb{R}} e^{-2i\pi ts} f(t) dt$$

its Fourier transform at $s \in \mathbb{R}$ when it exists.

Below, we will make use of the fact that the Fourier transform is an isometry on the space of square integrable functions (Plancherel-Parseval Theorem, (Brémaud 2002)). Namely, for all square integrable functions f and g ,

$$\int_{\mathbb{R}} f(t)g(t)dt = \int_{\mathbb{R}} \widehat{f}(s)\overline{\widehat{g}(s)}ds, \quad (12.1)$$

where $\overline{g(s)}$ denotes the complex conjugate of $g(s)$.

12.2 Lemmas

The following lemma and its corollaries establish representations of the mass that a (square integrable) density puts on an interval (possibly a random interval) in terms of the Fourier transform of this density.

Lemma 12.2.1. Let f be a square integrable function. Then for all real numbers $a < b$,

$$\int_a^b f(t)dt = \int_{\mathbb{R}} \widehat{f}(s) \frac{e^{2i\pi bs} - e^{2i\pi as}}{2i\pi s} ds. \quad (12.2)$$

Proof. This immediately follows from the isometry property and from the fact that the Fourier transform of the square integrable function $g(t) = \mathbf{1}(a \leq t \leq b)$ is

$$\widehat{g}(s) = \frac{e^{-2i\pi bs} - e^{-2i\pi as}}{-2i\pi s}.$$

□

Note that if f is a bounded probability density, then it is square integrable.

Corollary 12.2.2. Let X be a non-negative real valued random variable with a square integrable density f ; let Y be a non-negative and integrable real-valued random variable with a square integrable density g . Assume that X, Y are independent. Then

$$\mathbf{P}(X \leq Y) = \int_{\mathbb{R}} \widehat{f}(s) \frac{\overline{\widehat{g}(s)} - 1}{2i\pi s} ds. \quad (12.3)$$

Proof. We deduce from (12.2) that the L.H.S. of (12.3) is equal to

$$\int_0^{\infty} g(y) \int_{\mathbb{R}} \widehat{f}(s) \frac{e^{2i\pi y s} - 1}{2i\pi s} ds dy.$$

Equation (12.3) follows provided one can swap the two integrals. This is licit provided the function

$$(s, y) \rightarrow g(y) \widehat{f}(s) \frac{e^{2i\pi y s} - 1}{2i\pi s}$$

is absolutely integrable. For large $|s|$ this function is integrable as a corollary of the Cauchy-Schwarz inequality and the integrability of $f^2(\cdot)$, which in view of (12.1) is equivalent to the integrability of $|\widehat{f}(s)|^2$ (see also (Feller 1971, p.510)). For small $|s|$ the modulus of this function is bounded from above by the function $g(y) |\widehat{f}(s)| yK$ for some constant K so that absolute integrability holds when g has a first moment. □

For instance, if both X and Y are exponential with parameter λ and μ resp. then we can use the Cauchy residue theorem to check that

$$\mathbf{P}(X < Y) = \int_{\mathbb{R}} \frac{\lambda}{(\lambda + 2i\pi s)(\mu - 2i\pi s)} ds = \frac{\lambda}{\lambda + \mu}$$

as expected.

The next lemma extends the previous representations to the Laplace transform of the positive part of a real valued random variable.

Lemma 12.2.3. Let X be a real valued random variable with a square integrable density f . Let $X^+ = \max(X, 0)$. Then, for all $u > 0$,

$$\mathbf{E}(e^{-uX^+}) = \mathbf{P}(X < 0) + \int_{\mathbb{R}} \frac{\widehat{f}(s)}{u - 2i\pi s} ds. \quad (12.4)$$

Proof. The integral to be evaluated for obtaining the second term is

$$I(u) = \int_{-\infty}^{\infty} f(t)\mathbf{1}(t > 0)e^{-st} dt.$$

Since the Fourier transform $\widehat{g}(s)$ of the function $t \rightarrow \mathbf{1}(t > 0)e^{-ut}$ is $\frac{1}{u+2i\pi s}$, it follows from the isometry property that

$$I(u) = \int_{\mathbb{R}} \frac{\widehat{f}(s)}{u - 2i\pi s} ds.$$

□

A naive use of (12.4) would lead to the result that

$$\mathbf{P}(X > 0) = \lim_{u \rightarrow 0} I(u) = - \int_{\mathbb{R}} \frac{\widehat{f}(s)}{2i\pi s} ds.$$

As we shall see below, this is wrong.

A first question anyway is the sense to give to the last singular integral (it is called singular because of the singularity at $s = 0$).

Let $\phi(\cdot)$ be some complex valued function which satisfies the following assumptions (referred to as A below):

- it is differentiable, with finite derivatives;
- it is such that $|\phi(s)| \leq 1/|s|^\mu$, when $|s|$ tends to ∞ , for some $\mu > 0$.

One can then give a sense to the singular integral

$$J = \int_{\mathbb{R}} \frac{\phi(s)}{s} ds, \tag{12.5}$$

(note that thanks to our assumption on the tail behavior of ϕ , the only singularity that matters here is that at $s = 0$) as the principal value form which is defined as

$$J = \lim_{\epsilon \rightarrow 0} \int_{\mathbb{R}/[-\epsilon, \epsilon]} \frac{\phi(s)}{s} ds. \tag{12.6}$$

For more on the evaluation of singular integrals and their principal value, see (Ghakov 1966).

Corollary 12.2.4. If f is a square integrable probability density with a finite first moment, then for all real numbers a

$$\int_a^{\infty} f(t)dt = \frac{1}{2} - \frac{1}{2i\pi} \int_{\mathbb{R}} \frac{\widehat{f}(s)e^{2i\pi as}}{s} ds, \tag{12.7}$$

where the singular integral is defined as above.

Proof. First, it is enough to prove the formula for $a = 0$ since the function $f(t-a)$ has for Fourier transform $\widehat{f}(s)e^{2i\pi as}$.

The formula for $a = 0$ is a direct corollary of Lemma 12.2.3 and of the so called Sokhotski formula (see (Ghakov 1966)) which states that for all functions ϕ as above, for all $u > 0$,

$$\lim_{u \rightarrow 0} \int_{\mathbb{R}} \frac{\phi(s)}{s + iu} ds = \int_{\mathbb{R}} \frac{\phi(s)}{s} ds + i\pi\phi(0).$$

Equation (12.4) and the last relation applied to $\phi(s) = -(1/2i\pi)\widehat{f}(s)$ immediately give (12.7). Equivalently

$$\lim_{u \rightarrow 0} I(u) = \frac{1}{2} - \int_{\mathbb{R}} \frac{\widehat{f}(s)}{2i\pi s} ds.$$

We can use the Sokhotski formula because the Fourier transform of a density admitting a first moment is differentiable and has finite derivatives. In addition the fact that the density is square integrable implies that its Fourier transform is square integrable, so that the tail decay of Assumption A holds.

Here is another proof based on more elementary arguments. When letting b go to ∞ in (12.2), the L.H.S. tends to $\int_0^\infty f(t)dt$. We rewrite the R.H.S. as the sum of three terms

$$\begin{aligned} I_1 &= - \int_{\mathbb{R}} \frac{\widehat{f}(s)}{2i\pi s} ds \\ I_2 &= \int_{\mathbb{R}} e^{2i\pi bs} \frac{\widehat{f}(s) - \mathbb{1}(s \in [-\epsilon, +\epsilon])}{2i\pi s} ds \\ I_3 &= \int_{\mathbb{R}} \frac{e^{2i\pi bs} - \mathbb{1}(s \in [-\epsilon, +\epsilon])}{2i\pi s} ds = \frac{1}{2}, \end{aligned}$$

where ϵ is a positive real number.

The Riemann-Lebesgue lemma (Brémaud 2002) states that for all integrable functions g ,

$$\lim_{b \rightarrow \infty} \int_{\mathbb{R}} g(s)e^{2i\pi bs} ds = 0.$$

So, in order to prove that I_2 tends to 0 when b tends to ∞ , it is enough to show that

$$\int_{\mathbb{R}} \frac{|\widehat{f}(s) - \mathbb{1}(s \in [-\epsilon, +\epsilon])|}{2\pi|s|} ds < \infty.$$

But this follows from the following two bounds:

$$\int_{\mathbb{R}/[-\epsilon, \epsilon]} \frac{|\widehat{f}(s)|}{|s|} ds \leq \left(\int_{\mathbb{R}/[-\epsilon, \epsilon]} \frac{1}{s^2} ds \int_{\mathbb{R}} |\widehat{f}(s)|^2 ds \right)^{\frac{1}{2}} < \infty,$$

where we used the Cauchy-Schwarz inequality and the fact that $\widehat{f}(s)$ is square integrable because $f(s)$ is, and

$$\int_{[-\epsilon, \epsilon]} \frac{|\widehat{f}(s) - 1|}{|s|} ds \leq \epsilon^2 |\widehat{f}'(0)|,$$

where we used that fact that if X has a finite first moment then its Fourier transform is differentiable and has a finite derivative. □

13

Graph Theoretic Notions

Let (Φ, \mathcal{E}) be a connected undirected graph with the set of vertices Φ and edges \mathcal{E} . The neighbors of vertex (node) $x \in \Phi$ are defined as the set of nodes $y \in \Phi$ such that the edge $(x, y) \in \mathcal{E}$.

Let w be a collection of non-negative weights associated with the edges of the graph (i.e., a non-negative function described on \mathcal{E}). Define the weight of a subgraph of (Φ, \mathcal{E}) as the sum of the weights of its edges.

13.1 Minimum Spanning Tree

A *spanning tree* of this graph is a subgraph which is a tree and which connects all the vertices of this graph. A *Minimum Weight Spanning Tree* (or *Minimum Spanning Tree (MST)* for short) is a spanning tree with weight less than that of all other spanning trees.

Given a connected weighed graph (Φ, \mathcal{E}, w) , a MST can be constructed using Prim's algorithm:

- Initialize $\Psi = \{x\}$, where x is any node and $\mathcal{F} = \emptyset$;
- Repeat until $\Psi = \Phi$:
 - Choose an edge (u, v) from \mathcal{E} with $u \in \Psi$ and $v \notin \Psi$ and with minimum weight (if there are multiple solutions, pick one arbitrarily);
 - Add v to Ψ and (u, v) to \mathcal{F} .

The proof of the fact that the output $(\Psi = \Phi, \mathcal{F})$ of this algorithm is a MST of (Φ, \mathcal{E}, w) is classical.

Assume the MST is unique. Here are two useful properties.

Lemma 13.1.1. Assume that for all x , there is a unique neighbor x^* of x such that $w(x, x^*) < w(x, y)$, for all other neighbors y of x . Then $(x, x^*) \in \mathcal{F}$; i.e., this is an edge of the MST.

Proof. When initializing Prim's algorithm with x , we see that (x, x^*) is an edge of the MST. Uniqueness concludes the proof. □

Lemma 13.1.2 (Cycle property). For all x and y neighbors, if the edge (x, y) belongs to the MST, there is no sequence of vertices $z_0, z_1, \dots, z_n, z_{n+1}$ in Φ , with $n \geq 1$, $x = z_0$, $y = z_{n+1}$, $(z_k, z_{k+1}) \in \mathcal{E}$ for all $k = 0, \dots, n$, and for which $w(z_{k+1}, z_k) < w(x, y)$, for all $k = 0, \dots, n$.

Proof. The above sequence defines a cycle of the graph. Assume (x, y) is in the MST and $w(z_{k+1}, z_k) < w(x, y)$, for all $k = 0, \dots, n$. If we delete edge (x, y) in the MST, this breaks it into two subtrees T_x and T_y with $x \in T_x$ and $y \in T_y$. Since each node of Φ is either in T_x or in T_y , there is an integer $0 \leq k \leq n$ such that the nodes z_0, \dots, z_k all belong to T_x and the nodes z_{k+1}, \dots, z_n all belong to T_y . Consider now the tree obtained by adding the edge (z_k, z_{k+1}) to $T_x \cup T_y$. Then this tree has a weight strictly smaller than that of the initial MST, which is a contradiction. \square

13.1.1 Nearest Neighbor Graph

For any vertex $x \in E$ call any $x^* \in E$ satisfying $w(x, x^*) \leq \min_{y \in E} w(x, y)$ a w -nearest neighbor of x . We call the *nearest neighbor graph (NNG)* of E the graph on the set of vertices E for which edges are drawn between any x and any of its nearest neighbors.

The following statements are simple consequences of the definition of the NNG and of Lemma 13.1.1.

Corollary 13.1.3. Suppose each node $x \in E$ has a unique nearest neighbor. Then the NNG has at most $\text{card}(E)$ edges. Moreover, NNG is a subgraph of the MST.

13.1.2 Euclidean MST of the Poisson Point Process

Let Φ be a realization of a homogeneous Poisson p.p. on \mathbb{R}^d with intensity λ . Consider Φ as the set of vertices of the complete graph (i.e., for any $x, y \in \Phi$, $(x, y) \in \mathcal{E}$). Let $w(x, y) = |x - y|$ be the Euclidean distance.

Let K be a compact subset of \mathbb{R}^d . Consider the MST (Φ_K, \mathcal{F}_K) of $(\Phi_K, \mathcal{E}_K, w)$, where $\Phi_K = \Phi \cap K$ and $\mathcal{E}_K = \{(x, y) : x, y \in \Phi_K\}$; its unique with probability one. Denote by $M = M_K(\lambda) = \max_{(x, y) \in \mathcal{F}_K} |x - y|$ the *longest edge in the MST* of $\Phi \cap K$.

The following result was proved in (Penrose 1997) for the BM in \mathbb{R}^2 (and for the BM in higher dimension on the torus):

Proposition 13.1.4. Given a unit square $K = [-\frac{1}{2}, \frac{1}{2}]^2 \subset \mathbb{R}^2$ and a homogeneous Poisson p.p. Φ with intensity λ on the plane \mathbb{R}^2 . Denote by $M = M(\lambda)$ the longest edge of the MST of $\Phi \cap K$. Then

$$\lim_{\lambda \rightarrow \infty} \mathbf{P}\{ \lambda \pi M^2 - \log \lambda \leq u \} = \exp[-e^{-u}] \quad u \in \mathbb{R}. \quad (13.1)$$

Proof. We will only give a sketch of the reasoning presented in (Penrose 1997): Denote by $\tilde{M} = \tilde{M}(\lambda)$ the longest edges of the NNG of $\Phi \cap K$. Because the NNG is a subgraph of the MST, $\tilde{M} \leq M$. Conversely, one gets that all edges (x, y) of the MST of $\Phi \cap K$ which satisfy the condition $\lambda \pi |x - y|^2 - \log \lambda > u$ (we call them u -long) belong to the NNG of $\Phi \cap K$ with a probability converging to 1 when $\lambda \rightarrow \infty$. Consequently

$$\begin{aligned} \mathbf{P}\{ \lambda \pi M^2 - \log \lambda \leq u \} &\leq \mathbf{P}\{ \lambda \pi \tilde{M}^2 - \log \lambda \leq u \} \\ &\leq \mathbf{P}\{ \lambda \pi M^2 - \log \lambda \leq u \} + \mathbf{P}\{ \exists \text{ edge } u\text{-long in MST that is not in NNG} \} \end{aligned}$$

and for all u ,

$$\lim_{\lambda \rightarrow \infty} \mathbf{P}\{ \lambda \pi M^2 - \log \lambda \leq u \} = \lim_{\lambda \rightarrow \infty} \mathbf{P}\{ \lambda \pi \tilde{M}^2 - \log \lambda \leq u \}.$$

Now, let us study the following *ersatz model of the longest edge in the NNG*. Consider λ (assumed to be an integer) i.i.d. random variables S_1, \dots, S_λ , with a generic S having for distribution $\mathbf{P}(S \geq u) = e^{-\pi \lambda u^2}$, and define $\widehat{M} = \widehat{M}(\lambda) = \max(S_1, \dots, S_\lambda)$. Note that the distribution of S corresponds to the distribution of the length of the distance from a typical point of the homogeneous Poisson p.p. with intensity λ to its nearest neighbor; so the ersatz model ignores the boundary-effects of the “true” NNG. Moreover, in the true NNG, the number of points in K ($|K| = 1$) is Poisson with mean λ rather than deterministic and equal to λ , and their nearest neighbor distances are not independent. Despite this, it is shown in (Penrose 1997) using the Chen–Stein method that

$$\lim_{\lambda \rightarrow \infty} \mathbf{P}\{ \lambda \pi \tilde{M}^2 - \log \lambda \leq u \} = \lim_{\lambda \rightarrow \infty} \mathbf{P}\{ \lambda \pi \widehat{M}^2 - \log \lambda \leq u \}.$$

Thanks to independence it is easy to show that the latter limit of the ersatz model is equal to

$$\lim_{\lambda \rightarrow \infty} \mathbf{P}\{ \lambda \pi \widehat{M}^2 - \log \lambda \leq u \} = \lim_{\lambda \rightarrow \infty} \left(1 - \frac{e^{-u}}{\lambda} \right)^\lambda = \exp[-e^{-u}].$$

□

14

Discrete Percolation

14.1 Bond percolation on \mathbb{Z}^d .

Consider the integer lattice \mathbb{Z}^d in d dimensions. In what follows we will consider $d \geq 2$. Denote by \mathcal{L} the set of edges joining any two adjacent points of \mathbb{Z}^d (which are at distance 1 from each other). Consider a family of random variables $\{X(e)\}_{e \in \mathcal{L}}$ which are identically distributed with $\mathbf{P}\{X(e) = 1\} = 1 - \mathbf{P}\{X(e) = 0\} = p$ for some $p \in [0, 1]$. We assume that this family is *ergodic* with respect to the natural shift on \mathbb{Z}^d , however, *we do not assume $X(e)$ to be mutually independent*. We will say that the edge $e \in \mathcal{L}$ is *open* if $X(e) = 1$ and *closed* otherwise. This model is known as *bond percolation* on \mathcal{L} ; see Figure 14.1.

Definition 14.1.1. We say that the bond percolation model *percolates* if the set of open edges contains an infinite connected subset.

Denote by C the maximal connected component in the set of open edges containing the origin (as the endpoint of one of the edges). Define $\theta(p) = \mathbf{P}\{\#C = \infty\}$, where $\#C$ denotes the number of edges in the set C .

Remark 14.1.2. If $\theta(p) = 0$, then the probability that the model percolates is 0 (we say that "it does not percolate"). Indeed, the probability that some edge belongs to an infinite component can be bounded by the sum of these probabilities over all edges, which is 0 due to the assumption. By ergodicity of the family $\{X(e)\}$, the converse is also true: if $\theta(p) > 0$, then with probability 1 the model percolates.

Let $p_c = \sup\{[0, 1] \ni p : \theta(p) = 0\}$. By stochastic monotonicity, the model percolates with probability 1 for $p > p_c$ and does not percolate for $p < p_c$.

Remark 14.1.3. Another important monotonicity, with respect to dimension d , implies that $p_c(d+1) \leq p_c(d)$, where we mark in the notation the explicit dependence of the critical probability p_c on the dimension. To realize this it is enough to embed \mathcal{L}^d in \mathcal{L}^{d+1} considering the natural projection of \mathcal{L}^{d+1} onto the subspace generated by the first d coordinates and noting that any infinite component in \mathcal{L}^d is also an infinite component in \mathcal{L}^{d+1} .

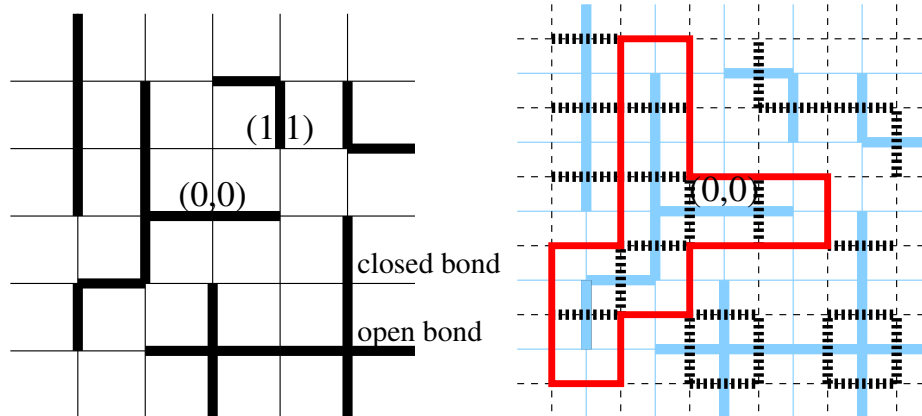


Fig. 14.1 Left: bond percolation on the square lattice in \mathbb{R}^2 . Right: Closed circuit surrounding $(0,0)$ on the dual lattice.

Note that p_c may be degenerated (i.e., equal to 0 or 1). A first question answered in the theory of percolation is that of the conditions under which $0 < p_c < 1$.

14.1.1 Upper Bound for the Critical Probability

We will give now some sufficient condition for $p_c < 1$. We will state and prove the result for $d = 2$. By Remark 14.1.3 this will be also a sufficient condition in all higher dimensions.

Assume thus $d = 2$. Denote by \mathcal{L}' the shift of the square lattice \mathcal{L} by the half of its side-length horizontally and vertically. The lattice \mathcal{L}' is called *the dual to \mathcal{L}* . Note that for each edge $e \in \mathcal{L}$ there exists a unique edge $e' \in \mathcal{L}'$, intersecting e at its center. Thus, one can define uniquely a dual field $\{X'(e')\}_{e' \in \mathcal{L}'}$ by putting $X'(e') = X(e)$; see Figure 14.1. Denote by $\rho(n)$ the number of self-avoiding circuits (closed paths) of length n in the dual lattice \mathcal{L}' surrounding the origin. The proof of the following results is often referred to as Peierls's argument (see e.g. (Grimmett 1989, pp.16–19)).

Proposition 14.1.4. Consider the bond percolation model $\{X(e) : e \in \mathcal{L}\}$ on the square lattice \mathbb{Z}^2 . Suppose that for some q ($0 \leq q < 1$)

$$\mathbf{P}\{X(e_1) = 0, \dots, X(e_n) = 0\} \leq q^n \quad (14.1)$$

for any set of n different edges e_1, \dots, e_n . If

$$\sum_{n=1}^{\infty} \rho(n)q^n < 1, \quad (14.2)$$

then the bond percolation model percolates.

Proof. The origin belongs to an infinite connected component iff it is not surrounded by any closed circuit of the dual bond percolation defined on \mathcal{L}' . We will show that this last probability is positive by proving that its complement is strictly less than 1. For this, note that the probability that there exists a closed circuit surrounding the origin is bounded by the expected number of such circuits, which in turn is bounded by $\sum_{n=1}^{\infty} \rho(n)q^n < 1$. \square

Remark: For the square lattice \mathcal{L} on the plane, we have the following bound: $\rho(n) = 0$ for $n = 1, 2, 3$ and $\rho(n) \leq 4n3^{n-2}$ for $n \geq 4$. Thus condition (14.1) reads

$$4/9 \sum_4^{\infty} n(3q)^n = \frac{4(3q)^4(4-9q)}{9(3q-1)^2} < 1,$$

which is true for $q < 0.2075\dots$

Example 14.1.5 (Independent bond percolation). In the case of independent bond percolation on \mathbb{Z}^2 , i.e. when $X(e) : e \in \mathcal{L}$ are independent, condition (14.1) is obviously satisfied by $q = 1 - p$. Thus condition (14.2) is satisfied for $p > 1 - 0.2075\dots = 0.7924\dots$ or, in other words, $p_c(2) \leq 0.7924\dots$. However, in this case some refinement of the proof of Proposition 14.1.4 can be used to show that percolation holds provided the series in (14.2) is only *convergent*. Indeed, in this case, some number N can be found such that $\sum_{n=N}^{\infty} \rho(n)q^n < 1$. Thus, with positive probability there is no closed circuit surrounding the origin of length larger than N . Moreover, for any rectangle containing the origin, the configuration of bonds outside the rectangle is independent of the configuration of bonds inside the rectangle, and with positive probability all the bonds inside it are open. This shows that the probability that the origin belongs to an infinite open connected component is positive. This new condition implies that the independent bond percolation model percolates for $p > 2/3$ or, in other words, that $p_c(2) \leq 2/3$. In fact, in this case, using some more fine arguments concerning the symmetry of the model one can prove that $p_c(2) = 1/2$ (see e.g. (Grimmett 1989, Ch. 9)).

14.1.2 Lower Bound for the Critical Probability; Independent Percolation Case

In the case of independent bond percolation, it is also relatively easy to show that $p_c(d) > 0$ for any d .

Denote by $\sigma(n) = \sigma(n, d)$ the number of self-avoiding paths of length n on \mathbb{Z}^d starting at the origin and let $\lambda(d) = \lim_{n \rightarrow \infty} (\sigma(n, d))^{1/n}$.

Proposition 14.1.6. For independent bond percolation on \mathbb{Z}^d we have $p_c(d) \geq 1/\lambda(d)$.

Proof. Denote by $N(n)$ the number of open paths starting at the origin and of length at least n . If the origin belongs to an infinite open path then obviously for all n we have $N(n) \geq 1$. Thus

$$\theta(p) \leq \mathbf{P}\{N(n) \geq 1\} \leq \mathbf{E}[N(n)] \leq p^n \sigma(n)$$

for all n . If $\theta(p) > 0$ then $\lim_n p(\sigma(n))^{1/n} = p\lambda(d) \geq 1$, i.e.; $p > 1/\lambda(d)$, which completes the proof. \square

The exact value of $\lambda(d)$ is not known, however a simple observation gives $\sigma(n, d) \leq 2d(2d-1)^{n-1}$ and thus $\lambda(d) \leq 2d-1$.

Concluding what was said about the independent bond percolation we have proved the following result.

Theorem 14.1.7. For independent bond percolation on \mathbb{Z}^d with $d \geq 2$ we have $0 < \lambda_c < 1$.

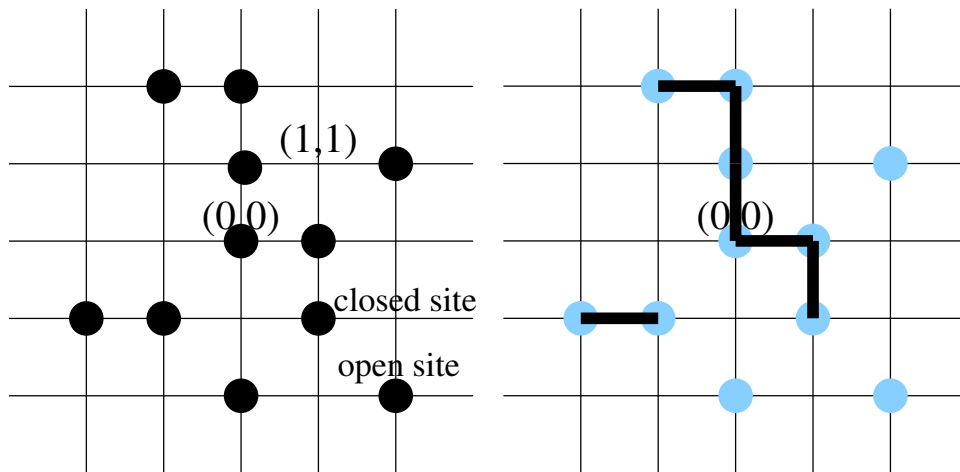


Fig. 14.2 Left: site percolation on the square lattice in \mathbb{R}^2 . Right: dual bond percolation.

14.2 Independent Site Percolation

In site percolation, one opens or closes the vertexes of a given graph rather than its edges. Consider again \mathbb{Z}^d as the set of vertexes (called here “sites”) and edges \mathcal{L} defined exactly as in Section 14.1.

Let $\{Y(v)\}_{v \in \mathbb{Z}^d}$ be a family of i.i.d. random variables with $\mathbf{P}\{Y(v) = 1\} = 1 - \mathbf{P}\{Y(v) = 0\} = p$. We will say that the site $v \in \mathbb{Z}^d$ is *open* if $Y(v) = 1$ and *closed* otherwise. This model is known as *site percolation* on \mathbb{Z}^d ; cf. Figure 14.2 Two sites are said *adjacent* if they are connected by some edge (bond). A subset of sites is said *connected* if the corresponding sub-graph is connected.

Definition 14.2.1. We say that the site percolation model *percolates* if it contains an infinite connected sub-graph with open vertexes.

Denote by C_{site} the maximal connected sub-graph with open vertexes containing the origin. Define $\theta_{site}(p) = \mathbf{P}\{\#C_{site} = \infty\}$, where $\#C_{site}$ denotes the number of vertexes in the set C_{site} and $p_c^{site} = \sup\{[0, 1] \ni p : \theta_{site}(p) = 0\}$. By stochastic monotonicity, the model percolates with probability 1 for $p > p_c^{site}$ and does not percolate for $p < p_c^{site}$.

Proposition 14.2.2. For all d we have $p_c^{site} < 1$; i.e. the site percolation model percolates for sufficiently large $p < 1$.

Proof. We will prove this result considering the following *dual one-dependent bond percolation*. For any edge $e \in \mathcal{L}$ with end-points in v and w , define $X(e) = Y(v)Y(w)$; i.e., the edge is open iff its end-points are both open as sites. Obviously, if the dual bond model percolates then the original site model percolates as well. By Remark 14.1.3 it is enough to prove that the bond model percolates in dimension $d = 2$. For this we will use Proposition 14.1.4. Note that the independence of $\{Y(v)\}$ implies the following one-dependence of $\{X(e)\}$: variables $X(e_1), \dots, X(e_n)$ are mutually independent if no two edges in e_1, \dots, e_n have a common vertex. Any vertex in any edge in \mathcal{L} (in dimension 2) has 6 edges sharing some vertex with it. This implies that condition (14.1) is satisfied for $q = (1 - p^2)^{n/7}$ and, by the Remark after Proposition 14.1.4,

condition (14.1) reads

$$4/9 \sum_{n=4}^{\infty} n \left(3(1-p^2)^{1/7}\right)^n < 1,$$

which is satisfied for sufficiently large $p < 1$.

□

Bibliography

- Baccelli, F. and B. Błaszczyszyn (2001). On a coverage process ranging from the Boolean model to the Poisson Voronoi tessellation, with applications to wireless communications. *Adv. Appl. Probab.* 33, 293–323. 101, 111
- Baccelli, F., B. Błaszczyszyn, and F. Tournois (2003). Downlink capacity and admission/congestion control in CDMA networks. In *Proc. of IEEE INFOCOM*, San Francisco. 67
- Baccelli, F., M. Klein, M. Lebourges, and S. Zuyev (1997). Stochastic geometry and architecture of communication networks. *J. Telecommunication Systems* 7, 209–227. 67
- Błaszczyszyn, B., E. Merzbach, and V. Schmidt (1997). A note on expansion for functionals of spatial marked point processes. *Statist. and Probab. Lett.* 36, 299–306. 101
- Blichfeldt, H. (1929). The minimum value of quadratic forms and the closest packing of spheres. *Math. Ann.* 101, 605–608. 28
- Brémaud, P. (2002). *Mathematical Principles of Signal Processing*. New York: Springer. 125, 128
- Conway, J. H. and N. J. A. Sloane (1998). *Sphere Packings, Lattices and Groups*. New York: Springer-Verlag. 67
- Daley, D. J. and D. Vere-Jones (1988). *An introduction to the theory of point processes*. New York: Springer. 3, 5, 20, 21, 25, 67
- Dousse, O., F. Baccelli, and P. Thiran (2005). Impact of interferences on connectivity in ad-hoc networks. *IEEE/ACM Trans. Networking* 13, 425–543. 110, 111
- Dousse, O., M. Franceschetti, N. Macris, R. Meester, and P. Thiran (2006). Percolation in the signal to interference ratio graph. *Journal of Applied Probability* 43(2), 552–562. 107, 111
- Feller, W. (1971). *An Introduction to Probability Theory and its Applications, volume II*. Wiley. 35, 60, 126
- Franceschetti, M. and R. Meester (2008). *Random Networks For Communication*. CUP. 111
- Ghakov, F. (1966). *Boundary value problems*. Pergamon Press, Oxford. 127, 128
- Gilbert, E. N. (1961). Random plane networks. *SIAM J.* 9, 533–543. iv
- Gilbert, E. N. (1962). Random subdivisions of space into crystals. *The Annals of Mathematical Statistics* 33-3, 958–972. iv

- Grimmett, G. R. (1989). *Percolation*. New York: Springer-Verlag. 136, 137
- Haenggi, M., J. Andrews, F. Baccelli, O. Dousse, and M. Franceschetti (Eds.) (2009). *Stochastic Geometry and Random Graphs for Wireless Networks*. Special Issue of IEEE JSAC. v, 67
- Hall, P. (1988). *Introduction to the Theory of Coverage Processes*. New York: Wiley & Sons. 50
- Janson, S. (1986). Random coverings in several dimensions. *Acta Math.* 156, 83–118. 49
- Kabatiansky, G. A. and V. I. Levenshtein (1978). Bounds for packings on a sphere and in space. *Problemy Peredachi Informatsii* 14(1), 3–25. in Russian. 28
- Kallenberg, O. (1983). *Random Measures*. Berlin: Akademie-Verlag. 5, 6, 8
- Kleinrock, L. (1975). *Queueing Systems*. John Wiley & Sons. iv
- Matheron, G. (1975). *Random Sets and Integral Geometry*. London: John Wiley & Sons. 43, 45, 77
- Maulloo, A., F. P. Kelly, and D. Tan (1998). Rate control in communication networks: shadow prices, proportional fairness and stability. *Journal of the Operational Research Society* 49, 237–252. 123
- Meester, R. and R. Roy (1996). *Continuum percolation*. Cambridge University Press. 39, 54, 55, 108
- Mo, J. and J. Walrand (2000). Fair end-to-end window-based congestion control. *IEEE/ACM trans. on Networking* 9(5), 556–567. 123
- Möller, J. (1994). *Lectures on Random Voronoi Tessellations*, Volume 87 of *Lecture Notes in Statistics*. New York: Springer-Verlag. 67
- Okabe, A., B. Boots, K. Sugihara, and S. N. Chiu (2000). *Spatial Tessellations — Concepts and Applications of Voronoi Diagrams* (second ed.). Wiley. 67
- Penrose, M. (1997). The longest edge of the random minimal spanning tree. *The Annals of Applied Probability* 7(2), 340–361. 132, 133
- Penrose, M. D. and J. E. Yukich (2002). Limit theory for random sequential packing and deposition. *Ann. Appl. Probab.* 12(1), 272–301. 29
- Pugh, C. and M. Shub (1971). Ergodic elements of ergodic actions. *Compositio Mathematica* 23(1), 115–122. 20
- Radunovic, B. and J.-Y. Le Boudec (2002). A unified framework for max-min and min-max fairness with applications. In *40th Annual Allerton Conference on Communication, Control, and Computing*. 123
- Rozañov, Y. (1982). *Markov random fields*. New York: Springer. 17
- Senoussi, R., J. Chadoeuf, and D. Allard (2000). Weak homogenization of point processes by space deformations. *Adv. Appl. Prob.* 32, 948–959. 12
- Serfozo, R. (1999). *Introduction to stochastic networks*. New York: Springer. 4
- Stoyan, D., W. Kendall, and J. Mecke (1995). *Stochastic Geometry and its Applications*. Chichester: Wiley. 67, 77, 86, 96
- Torquato, S., O. U. Uche, and F. H. Stillinger (2006). Random sequential addition of hard spheres in high euclidean dimensions. *Phys. Rev. E* 74(061308). 29
- Weber, S., X. Yang, J. G. Andrews, and G. de Veciana (2005). Transmission capacity of wireless ad hoc networks with outage constraints. *IEEE Transactions on Information Theory* 51(12), 4091–4102. 111
- Zuyev, S. (2006). *Strong Markov Property of Poisson Processes and Slivnyak Formula*, Volume 185 of *Lecture Notes in Statistics*, pp. 77–84. Springer. 67

Table of Mathematical Notation and Abbreviations

$ X $	Euclidean norm of vector X .
\setminus	set difference.
$\langle X, Y \rangle$	scalar product of vectors X and Y .
A	parameter of the OPL attenuation models.
a.s.	almost surely.
$\mathcal{A}(X)$ (resp. $\mathcal{A}_n(X)$)	radial point map at X (resp. time-space point map at X and at time n).
$\mathcal{A}_d(X)$ (resp. $\mathcal{A}_{d,n}(X)$)	d-directional point map at X (resp. time-space point map at X and at time n).
$B_X(r)$	ball of center X and radius r .
β	attenuation exponent of the OPL attenuation models.
$\mathcal{C}_X(\Phi)$	Voronoi cell of point X w.r.t. the p.p. Φ .
$\mathcal{C}_{(X,M)}(\Phi)$	SINR cell of point X w.r.t. the marks (fading, threshold, power, etc.) M and the p.p. Φ .
D	the destination node (in routing context; Part V in Volume II).
e (resp. $e(n)$)	indicator of MAC channel access (resp. at time n).
E	expectation.
E^X	expectation w.r.t. the Palm probability at X .
ϵ_x	Dirac measure at x .
F (resp. $F(n)$)	fading variable (resp. at time n).
$\mathcal{G}_{\text{SINR}}$	the SINR graph.
\mathbb{G}_{SINR}	the time-space SINR graph.
GI	General fading.
$\frac{GI}{W+GI/GI}$	Kendall-like notation for a wireless cell or network.
iff	if and only if.
i.i.d.	independently and identically distributed.

I_Φ	shot noise field associated with the point process Φ .
$K(\beta)$	constant associated with Rayleigh fading SN. See (2.26 in Volume I) and (16.9 in Volume II)
$L(X)$	length to the next hop from point X in a routing algorithm.
$\mathbf{L}(X)$	local delay at node X .
$l(\cdot)$	attenuation function of the OPL models.
\mathcal{L}_Φ	Laplace functional of the p.p. Φ .
\mathcal{L}_V	Laplace transform of the random variable V .
λ	the intensity parameter of a homogeneous Poisson p.p.
$\Lambda(\cdot)$	the intensity measure of a Poisson p.p.
L.H.S.	left hand side.
\mathbf{M}	exponential random variable (or Rayleigh fading).
\mathbb{M}	space of point measures.
μ	the mean fading is μ^{-1} .
\mathbb{N}	the non-negative integers.
$\mathcal{N}(\mu, \sigma^2)$	the Gaussian law of mean μ and variance σ^2 on \mathbb{R} .
$\mathcal{N}^c(0, \sigma^2)$	the complex valued Gaussian law.
O	the origin of the Euclidean plane (in routing context; Part V in Volume II).
p	medium access probability in Aloha.
$P(X)$	progress from point X towards destination in a routing algorithm.
\mathbf{P}	probability.
\mathbf{P}^X	Palm probability at X .
p_c	probability of coverage.
Φ	point process.
\mathbb{R}^d	Euclidean space of dimension d .
S	the source node (in routing context; Part V in Volume II).
R.H.S.	right hand side.
T	threshold for SINR.
Var	Variance.
$V(X)$ (resp. $V(X, n)$)	set of neighbors of X in $\mathcal{G}_{\text{SINR}}$ (resp. of (X, n) in \mathbb{G}_{SINR}).
W (resp. $W(n)$)	thermal noise (resp. at time n).
\mathbb{Z}	the relative integers.

Index

- access point, 63
- ad-hoc network, 4, 62
- Aloha, 9
- atom, 5
- attenuation
 - omnidirectional, 33
- azimuth, 36

- BM, *see* Boolean model
- bond percolation, 135
- Boolean model (BM), 44
 - clump, 53
 - connectivity
 - in a finite window, 51
 - homogeneous, 46
 - percolation, 52
- bounded set, 3

- Campbell
 - formula, 13, 14, 96
 - higher order, 100, 117
 - reduced, 13, 15
 - measure, 13
 - higher order, 116
 - reduced, 13, 116
- Campbell–Matthes
 - formula, 18, 59, 120, 121
 - measure, 18, 25, 120

- capacity functional, *see* RAC ...
- CDF, *see* contact distribution function
 - spherical, 48
- CDMA, 89
- clump, *see* BM ...
- coherence
 - distance, 34, 37
- complete independence, 6
- connectivity
 - of a BM in a finite window, *see* BM ...
- contact distribution function, 47
- continuum percolation, 50
- counting measure, 3
- covariance function, *see* RAC ...
- coverage probability
 - of a RAC, 48
- Cox p.p., 22
- CSMA, 28

- Delaunay
 - triangulation, 62
- Dirac measure, 3
- distribution
 - multinomial, 4
 - phase type, 74
- downlink, 34

- ergodicity, 20

ESN, *see* extremal shot-noise
exchange formula, 60, 64

fading, 38

Fourier transform, 125

graph

- Boolean connectivity, 50
- nearest neighbor, 132
- random geometric, 50
- SINR, 105
 - connectivity, 105

hard core p.p., 26, 29

honeycomb model, 34, 60

i.m.p.p., *see* independently marked p.p.

infinite connected component, 52–55, 105–107

intensity

- critical, 107
- measure, 4, 14
- of a stationary p.p., 18, 120

interference

- cancellation factor, 107
- field, 33

isotropy, 120

Johnson–Mehl cell, 77, 86, 103

Kendall-like notation

- for SINR cell, 72, 91
- for SINR cell with fading, 75
- for SINR coverage, 94
- for SN, 33, 38

locally finite measure, 3

m.p.p., *see* marked point process

MANET, *see* mobile ad hoc network, *see* mobile ad hoc network

mark of a point process, 119

Matérn p.p., 26

- hard core, 26

measure

- Campbell m. of a p.p., 13
- mean m. of a p.p., 13

MHC, *see* Matérn hard core, 120

minimum spanning tree, 131

mobility, 11

- high, 11

moment measure

- factorial, 115
- higher order, 100, 115, 118

nearest neighbor

- distance to, 15
- graph, 132

network

- cellular, 34, 63
- interference limited, 72, 101
- mobile ad hoc, 34
- noise limited, 73, 101

NNG, *see* nearest neighbor graph

omnidirectional path-loss, 33

OPL, *see* omnidirectional path loss

orthogonal signature sequence, 90

p.p., *see* point process

Painlevé–Kuratowski convergence, 77, 78, 83, 102, 103

Palm

- distribution, 14
 - higher order, 117
 - of marks, 26, 120
 - reduced, 13, 117
- version of a p.p.
 - reduced, 15

Palm–Matthes distribution, 18, 21, 58, 60, 120, 121

paradox

- Feller’s, 60

path-loss

- exponent, 33
- omnidirectional, 33

Peierls’ argument, 109, 136

percolation

- Boolean, 50
- of a BM, 52, *see* BM
- of bonds, 108, 109, 135
- of sites, 136, 138

SINR, 106
 point average, 21
 point measure, 3, 119
 point process, 3
 n -th factorial power, 100, 115
 n -th power, 115
 ergodic, 20
 isotropic, 120
 Laplace functional, 6
 marked, 23, 119
 independently, 23
 stationary, 25
 point transformation, 10
 Poisson, 3
 homogeneous, 4
 stationary, 18, 119
 superposition, 8
 thinning, 9
 Poisson p.p., 3
 doubly stochastic, 22
 homogeneous, 4
 pole capacity, 91
 Prim's algorithm, 131
 principal value, 73, 127

 RAC, *see* random closed set
 radiation pattern, 36
 random
 closed ball, 43
 closed set (RAC), 43
 capacity functional, 45, 73
 contact distribution function, 47
 covariance function, 47, 75
 coverage probability, 48
 translation invariant, 46
 volume fraction, 46
 compact set, 16
 cross-fading model, 39
 sequential addition, 29
 walk, 11
 waypoint, 11
 Rayleigh fading, 34
 response function, 29, 71, 77
 retention function, 9, 52

 rotation operator, 119
 route average, 21
 routing
 multihop, 55
 time-space, 106

 saturated hard balls, 28
 shift operator, 121
 shot-noise, 29
 extremal, 40
 field, 29, 71, 107
 time-space, 39
 signal to interference and noise ratio, 71
 signal to noise ratio, 76
 singular integral, 73, 127
 SINR, *see* signal to interference and noise ratio
 cell, 71, 89, 105
 coverage process, 93
 graph, 105
 site percolation, 138
 Slivnyak's theorem, 14, 24, 95
 higher order, 118
 SN, *see* shot-noise
 SNR, *see* signal to noise ratio
 SNR cell, 77
 spanning tree, 131
 spatial
 average, 19
 sphere packing, 28, 29
 standard stochastic scenario
 for SINR cell, 72
 for SN, 33
 stopping set, 16

 tessellation, 57
 theorem
 Slivnyak's, 14–16, 24, 52, 95
 higher order, 118
 thermal noise, 71
 space independent, 72, 94
 time independent, 72
 thinning, 9, 27
 time-space
 routing, 106

shot-noise, 39
translation operator, 119
universal marks, 120
virtual power, 34
volume fraction, 28, 46, 101
Voronoi
 cell, 57
 fundamental region, 63
 flower, 63
 neighbor, 62, 63
 tessellation, 57
VT, *see* Voronoi tessellation