



**HAL**  
open science

## Fast aggregation of Student mixture models

Ali El Attar, Antoine Pigeau, Marc Gelgon

► **To cite this version:**

Ali El Attar, Antoine Pigeau, Marc Gelgon. Fast aggregation of Student mixture models. European Signal Processing Conference (Eusipco'2009), Aug 2009, Glasgow, United Kingdom. pp.312-216. inria-00383948

**HAL Id: inria-00383948**

**<https://inria.hal.science/inria-00383948>**

Submitted on 29 Oct 2014

**HAL** is a multi-disciplinary open access archive for the deposit and dissemination of scientific research documents, whether they are published or not. The documents may come from teaching and research institutions in France or abroad, or from public or private research centers.

L'archive ouverte pluridisciplinaire **HAL**, est destinée au dépôt et à la diffusion de documents scientifiques de niveau recherche, publiés ou non, émanant des établissements d'enseignement et de recherche français ou étrangers, des laboratoires publics ou privés.

# FAST AGGREGATION OF STUDENT MIXTURE MODELS

Ali El Attar, Antoine Pigeau and Marc Gelgon

Nantes university, LINA (UMR CNRS 6241), Polytech’Nantes  
rue C.Pauc, La Chantrerie, 44306 Nantes cedex 3, France  
phone: + (33) 2 40 68 32 57, fax: + (33) 2 40 68 32 32, email: firstname.lastname@univ-nantes.fr

## ABSTRACT

### 1. INTRODUCTION

Probabilistic mixture models form a mainstream approach to unsupervised clustering, with a wealth of variants pertaining to the form of the model, optimality criteria and estimation schemes.

Clustering vs density estimation : via criterion (NEC,Biernacki) or via form of model. This paper : latter option, Student. Mixture of Students : exists (citer ML ; pb estimer le degr de liberts. Bayesian, including efficient variational estimation - Archambeau).

Many computation contexts involve handling of multiples models of the same process and aggregating them for improving their performance. Both for supervised (boosting) clustering of distributed data (citer qqs papiers).

In particular, multiple partitions of data represented.

### 2. THE CLUSTERING ALGORITHM

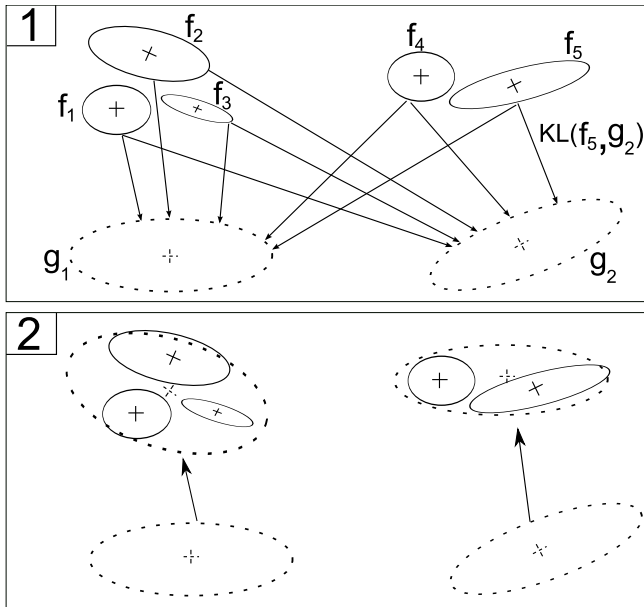


Figure 1: Reduction of a mixture model with [2] : dotted and solid ellipses represent respectively the  $g$  and  $f$  models. (1) shows the first step where the divergence between components of  $g$  and  $f$  are computed (see arrows). (2) presents the parameter update of  $g$  based on the mapping  $m$ , minimizing the criterion 1.

The algorithm [2] proposes to reduce a large Gaussian

model  $f$  into a smaller model  $g$  while preserving the initial structure. The particularity of the task is due to the sole use of model parameters to regroup the components. The algorithm minimizes a distance between  $f$  and  $g$  defined as:

$$d(f, g) = \sum_{i=1}^K \pi_i \min_{j=1}^M KL(f_i || g_j) \quad (1)$$

where  $K$  and  $M$  are respectively the number of components of  $f$  and  $g$ ,  $\pi_i$  is the mixing proportion of the Gaussian component  $i$  and  $KL$  is the Kullback Leibler divergence.

Similar to the k-means algorithm, the optimization process is divided in two steps. The first one is to determine the association of components between  $f$  and  $g$  minimizing equation 1. Practically, it amounts to determine the best mapping  $m$  from  $\{1 \dots K\}$  to  $\{1 \dots M\}$  such that the criterion (1) is minimized:

$$d(f, g) = d'(f, g, m) = \sum_{i=1}^K \pi_i KL(f_i || g_{m(i)}) \quad (2)$$

where the function  $KL$  is an approximation of the Kullback Leibler divergence defined as:

$$KL(f_i || g_i) = \frac{1}{2} [\log \frac{|\Sigma_{g_i}|}{|\Sigma_{f_i}|} + Tr[\Sigma_{g_i}^{-1} \Sigma_{f_i}] - d + (\mu_{f_i} - \mu_{g_i})^t \Sigma_{g_i}^{-1} (\mu_{f_i} - \mu_{g_i})] \quad (3)$$

where  $d$  is the dimension.

The second step is to update the model parameters of  $g$ . These parameters are re-estimated from the sole model parameters of  $f$ .

These two steps are iterated until the convergence of the criterion defined in equation 1. Figure 1 depicts the clustering algorithm.

Adaptation of this algorithm to a Student mixture raises two distinct problems. First, to our knowledge, it does not exist any analytic solution to compute the Kullback Leibler divergence between two Student components. We propose then a new approximation of the Kullback Leibler divergence, based on a decomposition of a Student component with a finite sum of Gaussian component. Second, and this problem results from our proposed approximation, the update of model parameters (step 2) is adapted.

The algorithm 1 summarizes the different steps of our approach.

#### 2.1 Approximation of the Student distribution

The Student distribution is defined by an infinite sum of Gaussian distributions with a similar mean and different covariance values:

$$f(x, \mu, \Sigma, \nu)_{st} = \int_0^\infty \mathcal{N}(x, \mu, \Sigma/u) G(u, \nu/2, \nu/2) du, \quad (4)$$

---

**Algorithm 1** Clustering algorithm
 

---

**Require:** two Student mixtures  $f$  and  $g$ , respectively of  $K$  and  $M$  components ( $K > M$ ). Means of  $g$  are initialized randomly and the  $p^{th}$  ( $1 < p < P$ ) covariance is set to the identity matrix

$p^{th}$   
1. Approximate each Student component of  $f$  and  $g$  with  $P$  Gaussian components

**while**  $d(f, g)$  is not minimized **do**

2.1. compute the Kullback Leibler divergence approximation between the components of  $f$  and  $g$ .

2.2. update the model parameters of  $g$  based on the mapping functions  $m$  and  $m'$ .

**end while** the model  $g$ , which is the reduction of the model  $f$

---

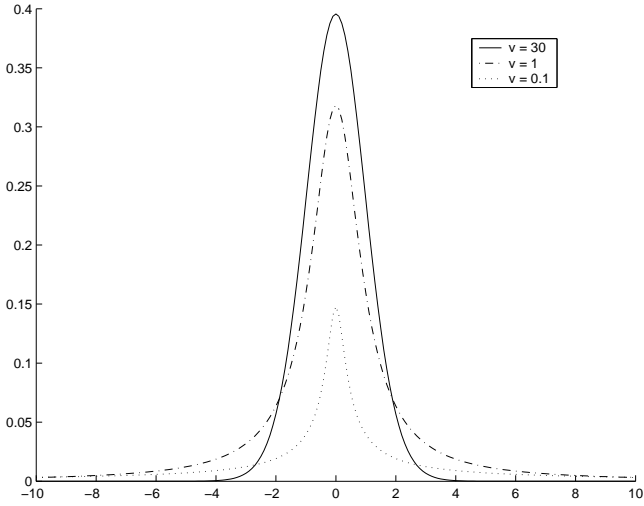


Figure 2: Student density for several values of the degrees of freedom. As  $v \rightarrow \infty$ , the distribution corresponds to a Gaussian. For a low degree of freedom, the heavy tails involves more robustness face to outliers.

where  $\mathcal{N}(x, \mu, \Sigma/u)$  is a Gaussian component with mean  $\mu$  and covariance  $\Sigma$ ,  $v$  is the degrees of freedom and  $G$  is the the Gamma distribution. Figure 2 presents the curve of a Student distribution in accordance with the degrees of freedom.

The term  $u$  of equation 4 can be interpreted as follows: it represents the covariance's weight of each Gaussian component. Knowing this, a fair solution to obtain an analytic solution for an approximated KL is to randomize a finite set of  $P$  Gaussian components in accordance with the distribution of  $u$ . Our Student approximation is then defined as a sum of  $P$  Gaussian components:

$$f_{st}(x) = \sum_{i=1}^K \pi_i \left( \sum_{p=1}^P \frac{1}{P} \mathcal{N}(x, \mu, \Sigma/u_p) \right). \quad (5)$$

Figure 3 presents an example on our approximation of a Student component with 3 Gaussian components.

Notice that the number  $P$  of Gaussian components to approximate a Student distribution depends of  $v$ . Indeed, when  $v \rightarrow \infty$ , the distribution corresponds to a Gaussian component: the higher is  $v$ , the lower should be  $P$ . Our experiments confirm this point.

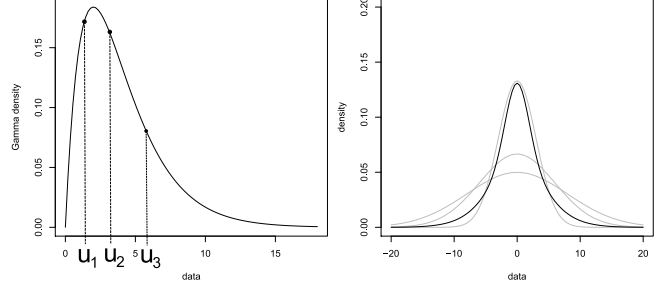


Figure 3: Left figure presents the Gamma distribution of the term  $u$ . We select randomly a finite sum of Gaussian components to represent the Student distribution (here three terms  $u_1$ ,  $u_2$  and  $u_3$ ). Right figure shows the selected Gaussian components (gray lines) to approximate the Student one (black line).

## 2.2 Kullback Leibler divergence between two Student approximations

Our Gaussian representation of a Student component gives us the opportunity to use an approximation of the Kullback Leibler divergence between Gaussian mixture. Several approaches were compared in [3]. Sampling method based on the Monte Carlo are of course proposed, leading to the best result, but presents the disadvantage of an high calculation complexity. Methods based on models parameters are then a good compromise between the quality and the cost, in term of calculation complexity, of the approximation. Experiments in [3] conclude that, among the approximation methods, the best approaches are the matched bound and the variational approximations. Because this latter needs a costly optimization with an EM procedure, our choice falls on the matched bound criterion [1].

This approximation of the Kullback Leibler divergence between two models  $f$  and  $g$  is very similar to the previous criterion 2, also based on a mapping function  $m'$  minimizing the sum of Kullback Leibler divergences:

$$KL_{matchBound}(f||g) = \sum_i \pi_i \left( KL(f_i||g_{m'(i)}) + \log \frac{\pi_i}{\pi_{m'(i)}} \right). \quad (6)$$

where  $\pi_i$  is the prior probability of a component  $i$ .

Approximation of a Kullback Leibler divergence between two Student components amounts then to compute the Kullback Leibler divergence between two Gaussian models, both composed of  $P$  components and a similar mean. Figure 4 shows an example of our method to compute an approximate Kullback Leibler divergence between two Student components.

Once the Kullback Leibler divergence obtained for each approximate Student between  $f$  and  $g$ , each component of  $g$  can be assigned to the closest components of  $f$ . Parameters of  $g$  are then updated in accordance with the mappings  $m$  and  $m'$ .

## 2.3 Update of the model parameters

Initially proposed for Gaussian components, the parameter update of [2] need to be adapted to deal with our approximation of Student components. [2] proposed to compute the average of the mean and the covariance in accordance with

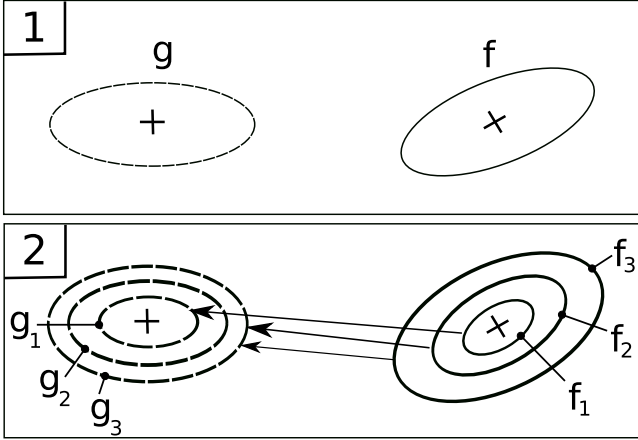


Figure 4: Example of the Kullback Leibler divergence between two approximate Student components. Solid and dotted lines represent respectively the models  $f$  and  $g$ . On figure (1) the original Student components. On figure (2), our proposed approximation of the Student component with  $P = 3$  Gaussian components. Optimization of the matched bound criterion amounts to map the components of  $f$  and  $g$  such that the sum of the Kullback Leibler divergences is minimized. Here, the arrows show the obtained mapping  $m'$ . Note that the mapping is not necessarily surjective.

the mapping  $m$  obtained at previous step. Our approach is similar to assign a Student approximation of  $g$  to  $f$ , but include a new inner step to update the parameters of its Gaussian components. Each Gaussian is updated in accordance with its  $m'^{-1}$  associated Gaussian component from the  $m^{-1}$  component of  $f$ . Let  $j$  a Student component of  $g$  assigns to  $n$  components of  $f$ . Its parameters are updated as follows:

$$\mu_j = \frac{1}{\pi_j} \sum_{i \in m^{-1}(j)} \pi_i \mu_i \quad (7)$$

$$\Sigma_{jp} = \frac{1}{\pi_j} \sum_{i \in m^{-1}(j)} \pi_i \left( \sum_{l \in m'^{-1}(p)} \frac{1}{P} (\Sigma_l + (\mu_i - \mu_j)(\mu_i - \mu_j)^T) \right) \quad (8)$$

where  $\Sigma_{jp}$  is the  $p^{\text{th}}$  covariance of the component  $j$ .

Its single center is the average of the  $n$  center of  $f$ . Each one of its  $P$  covariances is the average of the associate covariance of  $f$ , based on the mapping  $m'$ .

Note that since  $m'$  is not surjective, a covariance  $\Sigma_{jp}$  can be associated to none covariance among the  $n$  covariances of  $f$ . In this case, we update it with the average of  $n$  covariances, one per associated components of  $f$ , minimizing their Kullback Leibler divergence.

### 3. EXPERIMENTS

To validate our proposal, we first compute a KL divergence between a Student and our approximation for different number of Gaussian components. Then we propose an example of a Student model reduction with our adapted algorithm.

For our first experiment, we sample 5000 data in accordance with a Student distribution and compute the KL divergence based on the Monte Carlo method. For  $p$  varying from 1 to 50, we carried out the following steps, 20 times each:

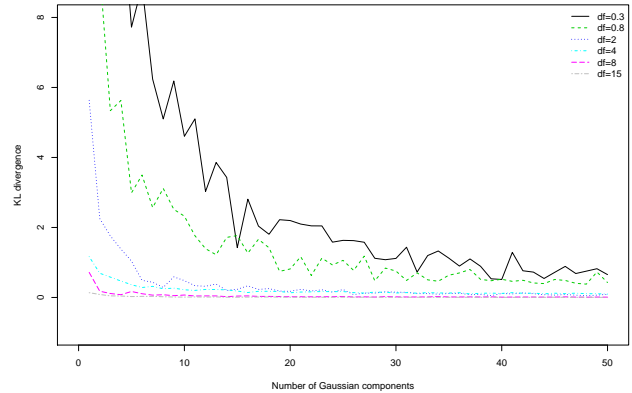


Figure 5: KL divergence between our approximation and the Student distribution according to the number of components and the degrees of freedom. As this latter increased, the number of needed components to obtain a low KL divergence decreased. This is explained by the fact that the distribution tends to a Gaussian when  $\nu \rightarrow \infty$ .

- select the  $p$  Gaussian components: randomize  $p$  values of term  $u$  in accordance with the Gamma distribution
- compute the KL divergence

The average KL divergence for the 20 iterations are plotted on Figure 5, for various values of  $\nu$ .

This experiment confirms that as  $\nu$  increases, the number of components to obtain a low KL divergence decreases. Indeed, for  $\nu \geq 2$ , the associated curves tend quickly to 0 giving a good approximation for  $p$  varying between 8 and 20 components. For a smaller value of  $\nu$ , the result is more chaotic, involving an optimization of the divergence for nearly 40 Gaussian components.

### REFERENCES

- [1] J. Goldberger, S. Gordon, and H. Greenspan. An efficient image similarity measure based on approximations of kl-divergence between two gaussian mixtures. In *Proceedings of Ninth IEEE International Conference on Computer Vision*, volume 1, pages 487–493, 2003.
- [2] J. Goldberger and S. Roweis. Hierarchical clustering of a mixture model. In *Advances in Neural Information Processing Systems 17*, pages 505–512, Cambridge, MA, 2004. MIT Press.
- [3] J. R. Hershey and P. A. Olsen. Approximating the kullback leibler divergence between gaussian mixture models. In *Acoustics, Speech and Signal Processing, 2007. ICASSP 2007. IEEE International Conference on*, volume 4, pages IV–317–IV–320, 2007.