



HAL
open science

Fast Data Gathering in Radio Grid Networks

Jean-Claude Bermond, Nicolas Nisse, Patricio Reyes, Hervé Rivano

► **To cite this version:**

Jean-Claude Bermond, Nicolas Nisse, Patricio Reyes, Hervé Rivano. Fast Data Gathering in Radio Grid Networks. [Research Report] RR-6851, 2009. inria-00363908v3

HAL Id: inria-00363908

<https://inria.hal.science/inria-00363908v3>

Submitted on 15 Mar 2009 (v3), last revised 26 Mar 2009 (v4)

HAL is a multi-disciplinary open access archive for the deposit and dissemination of scientific research documents, whether they are published or not. The documents may come from teaching and research institutions in France or abroad, or from public or private research centers.

L'archive ouverte pluridisciplinaire **HAL**, est destinée au dépôt et à la diffusion de documents scientifiques de niveau recherche, publiés ou non, émanant des établissements d'enseignement et de recherche français ou étrangers, des laboratoires publics ou privés.



INSTITUT NATIONAL DE RECHERCHE EN INFORMATIQUE ET EN AUTOMATIQUE

Fast Data Gathering in Radio Grid Networks

J-C. Bermond — N. Nisse — P. Reyes — H. Rivano

N° 6851

February 2009

Thème COM



*R*apport
de recherche

Fast Data Gathering in Radio Grid Networks

J-C. Bermond, N. Nisse, P. Reyes* , H. Rivano

Thème COM — Systèmes communicants
Équipe-Projet Mascotte

Rapport de recherche n° 6851 — February 2009 — 17 pages

Abstract: The aim of this paper is to design efficient gathering algorithms (data collection) in a Base Station of a wireless multi hop grid network when interferences constraints are present. We suppose the time is slotted and that during one time slot (step) each node can transmit to one of its neighbor at most one data item. Each device is equipped with a half duplex interface; so a node cannot both receive and transmit simultaneously. During a step only non interfering transmissions can be done. In other words, the non interfering calls done during a step will form a matching. The aim is to minimize the number of steps needed to send all messages to the base station, a.k.a. *makespan* or *completion time*. The best known algorithm for grids was a multiplicative 1.5-approximation algorithm. In such topologies, we give a very simple +2 approximation algorithm and then a more involved +1 approximation algorithm. Moreover, our algorithms work when no buffering is allowed in intermediary nodes, i.e., when a node receives a message at some step, it must transmit it during the next step.

Key-words: Sensor Networks, gathering, approximation algorithms, makespan, grid.

This work has been partially funded by European project IST/FET AEOLUS.

* Funded by Conicyt(Chile)/INRIA.

Résumé : Nous présentons des algorithmes efficaces pour la collecte d'informations par une station de base au sein d'un réseau sans-fil multi sauts en présence d'interférences. Nous nous focalisons sur les réseaux en grille car ils sont un bon modèle des réseaux d'accès comme des réseaux aléatoires de capteurs. Le temps est divisé en étapes élémentaires. Au cours d'une étape, un nœud peut transmettre au plus un message à l'un de ces voisins. Chaque appareil est équipé d'une interface half duplex et ne peut donc émettre et recevoir à la même étape. Ainsi, au cours d'une étape, l'ensemble des transmissions valides induit un couplage de la grille. Le problème consiste à minimiser le nombre d'étapes nécessaires à la collecte de tous les messages par la station de base. Le meilleur algorithme connu était une $3/2$ approximation. Nous donnons un algorithme très simple qui approche l'optimum à 2 près, puis nous présentons un algorithme plus évolué qui est une $+1$ approximation. Nos résultats sont valides lorsque les appareils ne disposent d'aucune mémoire tampon et doivent retransmettre un message à l'étape suivant sa réception.

Mots-clés : Réseaux de capteurs, accumulation, algorithmes d'approximation, makespan, grille.

1 Introduction

We address here the challenging problem of gathering information in a Base Station (denoted BS) of a wireless multi hop grid network when interferences constraints are present. This problem is also known as data collection and is particularly important in sensor networks, but also in access networks. The communication network is modeled by a graph. Here we consider grid topologies as they model well both access networks and also random networks (which approximatively behave like if the nodes were on a grid [KLN05]). We suppose the time is slotted and that during one time slot, or *step*, each node can transmit to one of its neighbors at most one data item (referred in what follows as a message). Each vertex of the grid may have any number of messages to transmit : zero if it is not concerned (sleeping station or no sensor at this node or failed device) one or many. We also suppose that each device (sensor, station, ...) is equipped with an half duplex interface; so a node cannot both receive and transmit during a step. In particular, this is the case in a mono-frequency smart antennas radio system: at any step, each device can configure its antenna array to shape a beam to reach any of its neighbours, but sending a message would prevent it from receiving because, among other causes, of near-far effects. So we refer to this model as the *smart-antennas model*. During any step only non interfering transmissions can be done, thus the non interfering calls done during a step will form a matching (set of independent edges). Our aim is to design algorithms to do a gathering under such hypotheses, which minimize the minimum number of steps needed to send all messages to BS, a.k.a. *makespan* or *completion time*.

1.1 Related Work

A lot of authors have studied the gathering problem under various assumptions (see the survey [BKK⁺09]).

In [FFM04], the smart antennas model is considered with the extra constraint that non buffering is allowed in intermediary nodes. That is, when a node receives a message at some step, it must transmit it during the next step. In this setting, optimal polynomial-time algorithms are presented for path and tree topologies [FFM04, RS08]. The work of [FFM04] has been extended to general graphs in [GR06] but in the uniform case where each node has exactly one message to transmit. The case of grids is considered in [RS07] where a 1.5-approximation algorithm is presented. When nodes can both emit and receive a message during the same step, the problem has also been studied. When no buffering is allowed, this problem is known as the hot-potato routing problem and is considered in [BHW00, MPS95].

The case of omnidirectional antennas has been extensively studied. In this model, nodes can transmit at any of their neighbours at distance $d_T \geq 1$ but any emission creates some interferences. More precisely, when a node v transmits, any node at distance at most $d_I \geq 0$ of v cannot receive a message from another node than v during the same step. The following papers consider the case $d_I \geq d_T$. Moreover, any node has to transmit at least one message to BS and buffering is allowed. In this setting, computing the makespan is NP-hard [BGK⁺06]. A 4-approximation algorithm and lower bounds for general graphs are also provided in [BGK⁺06]. A 4-approximation algorithm has been proposed to handle the

online version [BKMS08]. In [BP05], the case of grids is considered when $d_T = 1$: an optimal polynomial-time algorithm is provided when BS stands at the center of the grid. Gathering in grids is also considered within a continuous model in [GPRR08].

1.2 Our results

We deal with the gathering problem in grids. We propose a very simple algorithm that achieves makespan plus two, and a more involved +1 approximation algorithm. Our algorithms work as well when no buffering is allowed which considerably improves existing algorithms. Furthermore, following our algorithms a message arrives at most one step (or two steps) after what will happen if we have no interferences (provided that BS can receive only one message per step). So the average time is also very good. We present the results for the smart antennas model and when BS stands at some corner of the grid, but they can be easily extended to any binary distance-based interference model and to the case of any position of BS.

One helpful idea is to actually study the related one-to-many personalized broadcast problem in which the BS wants to communicate different data items to some other nodes in the network. Solving the above dissemination problem is equivalent to solve data gathering in sensor networks. Indeed, let T denote the makespan (delay), that is, the largest step used by a personalized broadcast algorithm; a gathering schedule with delay T consists in scheduling a transmission from node y to x during slot t iff the broadcasting algorithm schedules a transmission from node x to y during slot $T - t + 1$, for any t with $1 \leq t \leq T$.

2 Preliminaries

From now on, we consider the equivalent problem of personalized broadcasting where the Base Station BS has to transmit messages to some destination nodes in the grid.

2.1 Notations

In the following, we consider a $n \times n$ grid $G = (V, E)$ where vertices are given their natural coordinates. More precisely, the base station BS has coordinates $(0, 0)$, and any vertex v has coordinates (x_v, y_v) . A vertex v is *above* (resp., *below*) $w \in V$ if $y_v \geq y_w$ (resp., if $y_v \leq y_w$). Similarly, v is *to the right* (resp., *to the left*) of $w \in V$ if $x_v \geq x_w$ (resp., if $x_v \leq x_w$). Finally, a vertex v is *nearer to the source* than $w \in V$ is $d(v, BS) \leq d(w, BS)$, where $d(u, v)$ denotes the classical distance between nodes u and v .

We consider a set of $M \geq 0$ messages \mathcal{M} that must be sent from the source BS to some destination nodes. Let $dest(m) \in V$ denote the destination of $m \in \mathcal{M}$. A message $m \in \mathcal{M}$ is *lower* (resp., *higher*) than $m' \in \mathcal{M}$ if $dest(m)$ is below (resp., above) $dest(m')$. m is *righter* (resp., *leftier*) than m' , if $dest(m)$ is to the right (resp., to the left) of $dest(m')$. We use $d(m)$ to denote $d(dest(m), BS)$, and $m \leq m'$ if $dest(m)$ is nearer to the source than $dest(m')$, that is, if $d(m) \leq d(m')$. We suppose in what follows that the messages are ordered by non increasing

distance of their destination nodes, and we note $\mathcal{M} = \{m_1, \dots, m_M\}$ where $m_j \preceq m_i$ for any $i \leq j \leq M$, so $d(m_1) \geq d(m_2) \geq \dots \geq d(m_M)$.

$S \odot S'$ denotes the sequence obtained by concatenation of two sequences S and S' .

2.2 Lower bound

Consider a model without interferences, i.e., any node can receive and transmit simultaneously, but where the source can only send one message per step. Whatever be the broadcasting scheme, a message m sent at step $t \geq 1$ will be received at step $t' \geq d(m) + t - 1$. A broadcasting scheme is said *greedy* if, given an ordered sequence \mathcal{S} of the messages, the source sends one message per step, in the ordering \mathcal{S} , and each message follows a shortest path toward its destination node. Note that, in the model without interferences, if the messages follow shortest paths, a vertex will never receive more than one message per step.

Definition 1 $LB = \max_{i \leq M} d(m_i) + i - 1$.

Lemma 1 *In the model without interferences, when the source emits at most one message per step, a greedy algorithm following the ordered sequence of messages (m_1, m_2, \dots, m_M) is optimal, with makespan LB .*

Proof. Clearly, sending the messages in the ordering of the sequence (m_1, m_2, \dots, m_M) along shortest paths will achieve such a makespan. Now, let us consider an optimal schedule of the messages (s_1^*, \dots, s_M^*) different from (m_1, m_2, \dots, m_M) and let $i \geq 1$ be the smallest integer such that $s_i^* \neq m_i = s_j^*$ ($j > i$). We prove that sending the messages in the ordering of the sequence $(s_1^*, \dots, s_{i-1}^*, s_j^*, s_{i+1}^*, \dots, s_{j-1}^*, s_i^*, s_{j+1}^*, \dots, s_m^*)$ does not increase the makespan. Indeed, only the i^{th} and j^{th} messages differ and $\max\{d(s_j^*) + i - 1, d(s_i^*) + j - 1\} \leq d(s_j^*) + j - 1$ because $d(v_i, BS) = d(s_j^*) \geq d(s_i^*)$ and $j > i$. By iterating this process, we get that the ordering of the sequence (m_1, m_2, \dots, m_M) is also optimal. ■

Corollary 1 *In the model with interferences, no algorithms can achieve a makespan less than LB .*

3 Personalized Broadcasting Algorithms

3.1 Horizontal-Vertical broadcasting

First, we present a very simple broadcasting scheme that we prove to be sufficient to obtain a good approximation of the optimal makespan.

Given a message whose destination node v has coordinates (x, y) , the message is sent *horizontally* to v if it follows the shortest path from BS to v passing through $(x, 0)$. The message is sent *vertically* if it follows the shortest path from BS to v passing through $(0, y)$.

Definition 2 *A Horizontal-Vertical broadcasting scheme, or HV-scheme, takes an ordering \mathcal{S} of \mathcal{M} as an input and proceeds as follows. A direction, horizontal or vertical, is chosen for the first message. Then, the source sends one message every step in the ordering \mathcal{S} and alternating horizontal and vertical messages.*




Figure 1: Two particular configurations

Let us do some easy remarks about any HV-scheme. Consider two distinct messages sent by the source x time-slots apart. Since these messages follow shortest paths, while the first message has not reached its destination, both messages are separated by a distance at least x . Hence,

Claim 1 *In a HV-scheme, only consecutive messages may interfere.*

Let us characterize forbidden and acceptable configurations in HV-scheme. Assume that two messages are sent consecutively. It is possible to guess the respective positions of their destination nodes by knowing whether both messages interfere or not. In Figure 1(a), nodes in the grey part are the nodes that are higher and left than y . Figure 1(a) illustrates the following Claim.

Claim 2 *Let m, m' be 2 messages sent consecutively by a HV-scheme, with m sent vertically and m' sent horizontally. m and m' interfere if and only if their destinations are distinct and m' is higher and left than m .*

Before continuing, let us remark that there exist configurations for which no gathering protocol can achieve better makespan than $LB + 1$. Figure 1(b) represents such a configuration. Indeed, in Figure 1(b), the three destinations a, b and c have coordinates $(1, 0), (1, 1)$ and $(1, 2)$, and $LB = 3$. However, to achieve such a makespan, the first message must be sent to c (because c is at distance 3 from g) and the second message must be sent to b (because the message start after the first step and must go at distance 2). To avoid collision, the only possibility is to send the first message vertically, and the second one horizontally. But then, the last message cannot reach a before step 4.

3.2 +2 approximation

Recall that (m_1, \dots, m_M) denotes the ordered sequence of the messages in the non increasing ordering of the distance to their destinations. In this section, we give the Algorithm *TwoApprox*, depicted in Figure 2, that computes an ordered sequence $\mathcal{S} = (s_1, \dots, s_m)$ of the messages such that

- HV-scheme(\mathcal{S}) broadcasts the messages without collisions, sending the last message vertically, and
- $m_i \in \{s_{i-2}, s_{i-1}, s_i, s_{i+1}, s_{i+2}\}$ for any $i \leq M$, and $s_M \in \{m_{M-1}, m_M\}$

Input: $\mathcal{M} = \{m_1, \dots, m_M\}$, the set of messages ordered in non increasing distance order
Output: (s_1, \dots, s_M) an ordered sequence of \mathcal{M} such that $m_i \in \{s_{i-2}, s_{i-1}, s_i, s_{i+1}, s_{i+2}\}$ for any $i \leq M$
begin
 Case $M = 0$ **return** \emptyset
 Case $M = 1$ **return** (m_1)
 Case $M \geq 2$
 Let $\mathcal{O} \odot p = \text{TwoApprox}(\{m_1, \dots, m_{M-2}\})$
 Let q be the lowest message in $\{m_{M-1}, m_M\}$ and let r be the other one
 if p is higher than q **return** $\mathcal{O} \odot (p, q, r)$
 else return $\mathcal{O} \odot (m_{M-1}, p, m_M)$
end.

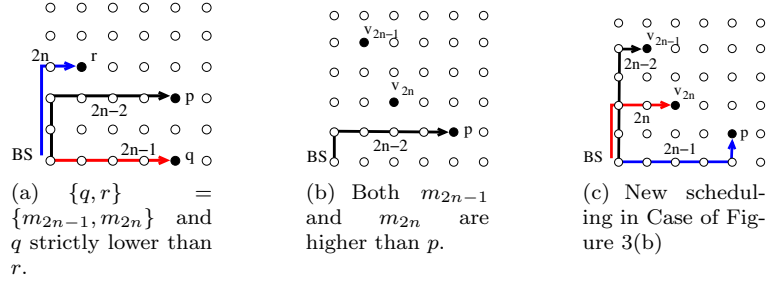
Figure 2: Algorithm *TwoApprox*

Figure 3: $2n - 2$ messages have been scheduled, finishing with the one to $x \in \{v_{2n-2}, v_{2n-3}\}$. When the next two messages must be scheduled, two cases occur according to the position of v_{2n-1} and v_{2n} relatively to x . In the figures, an arrow with label i represents the route of the i^{th} message.

These two properties imply the following theorem.

Theorem 1 *Algorithm TwoApprox computes an ordering \mathcal{S} of the messages, s.t. HV-scheme(\mathcal{S}) achieves makespan at most $LB + 2$.*

Proof. To prove the correctness of Algorithm *TwoApprox*, we proceed by induction on M . If $M \leq 2$, the result holds obviously. Let us assume that the ordering of the sequence computed by $\text{TwoApprox}(\{m_1, \dots, m_{M-2}\})$ satisfies the two properties. Let p be the last message of this sequence. By the induction hypothesis, $p \in \{m_{M-3}, m_{M-2}\}$ is sent vertically. Let t be the next to last message in this sequence, if any. By Claim 2, p must be higher or left than t . The sequence is denoted by $\mathcal{O} \odot p = \mathcal{O}' \odot (t, p)$.

Let q be the lowest message in $\{m_{M-1}, m_M\}$ and let r be the other one. If p is higher than q , it is sufficient to send q horizontally at step $M - 1$, and r vertically at step M . This case is depicted in Figure 3(a). Indeed, by Claim 1 only p and q , or q and r may interfere. By Claim 2, there are no interferences. It is easy to check that $\mathcal{O} \odot (p, q, r)$ satisfies the properties. Otherwise, q and r are higher than p . Moreover, since $q, r \preceq p$, they are higher and left than p . This case is depicted in Figure 3(b). In this case, instead of sending p at step

$M - 2$, the source sends m_{M-1} vertically at step $M - 2$, then p horizontally at step $M - 1$, and then m_M vertically at step M . The transformation is depicted in Figure 3(c). Clearly, $\mathcal{O} \odot (m_{M-1}, p, m_M)$ satisfies the properties. By Claim 1 only t and m_{M-1} , or m_{M-1} and p , or p and m_M may interfere. Since m_{M-1} is higher and lefter than p that is higher or lefter than t , by Claim 2, m_{M-1} interferes neither with t nor with p . Similarly, m_M is higher and lefter than p and these messages do not interfere. ■

3.3 +1 approximation

In this section, we give the Algorithm *OneApprox*, depicted in Figure 5, that computes an ordered sequence $\mathcal{S} = (s_1, \dots, s_m)$ of the messages such that

- HV-scheme(\mathcal{S}), sending the last message vertically, broadcasts the messages without collisions, and
- $m_i \in \{s_{i-1}, s_i, s_{i+1}\}$ for any $i \leq M$ (in particular, either $m_M = s_M$, or $m_{M-1} = s_M$ and $m_M = s_{M-1}$).

Theorem 2 *Algorithm OneApprox computes an ordering \mathcal{S} of the messages, s.t. HV-scheme(\mathcal{S}) achieves makespan at most $LB + 1$.*

Proof. We prove that Algorithm *OneApprox* computes an ordered sequence of messages satisfying the two properties. We proceed by induction on M . An ordered sequence $\mathcal{S} = (s_1, \dots, s_M)$ of \mathcal{M} satisfying the desired properties is said *valid*. \mathcal{S} is said *i -almost valid* if it satisfies all desired properties, but s_i interferes with s_{i+1} , for a unique $i \leq M$. If $M \leq 2$, the result holds obviously. Let us assume that the sequence $\text{OneApprox}(\{m_1, \dots, m_{M-2}\})$ satisfies the two properties. Let p be the last message of this sequence. By the induction hypothesis, $p \in \{m_{M-3}, m_{M-2}\}$ is sent vertically. The sequence is denoted by (s_1, \dots, s_{M-2}) .

For any $i < M - 2$, \mathcal{O}_i denotes (s_1, \dots, s_{M-2-i}) , i.e., $(s_1, \dots, s_{M-2}) = \mathcal{O}_i \odot (s_{i+1}, \dots, s_{2n-2})$. By the induction hypothesis, $s_{M-2} \in \{v_{2n-3}, v_{2n-2}\}$ and has been sent vertically. Let q be the lowest message in $\{m_{M-1}, m_M\}$ and let r be the other one. We consider the 3 cases of Algorithm *OneApprox* (when $M \geq 2$).

- a) If s_{M-2} is higher than q , it is sufficient to send q horizontally at step $M - 1$, and r vertically at step M . This case is depicted in Figure 3(a). Indeed, by Claim 1 only s_{M-2} and q , or q and r may interfere. By Claim 2, there are no interferences. It is easy to check that $\mathcal{O}_1 \odot (s_{M-2}, q, r)$ is valid.
- b) If q and r are higher than s_{M-2} , and $s_{M-2} = m_{M-2}$. Moreover, since $q, r \preceq s_{M-2}$, q, r are higher and lefter than s_{M-2} . This case is depicted in Figure 3(b). In this case, instead of sending s_{M-2} at step $M - 2$, the source sends m_{M-1} vertically at step $M - 2$, then s_{M-2} horizontally $M - 1$, and then m_M vertically at step M . The transformation is depicted in Figure 3(c). Clearly, $\mathcal{O}_1 \odot (m_{M-1}, s_{M-2}, m_M)$ is valid (in particular because $s_{M-2} = m_{M-2}$). We prove that the corresponding HV-broadcasting performs without interferences. By Claim 1 only s_{M-3} and m_{M-1} , or m_{M-1} and s_{M-2} , or s_{M-2} and m_M may interfere. Since m_{M-1} is higher and

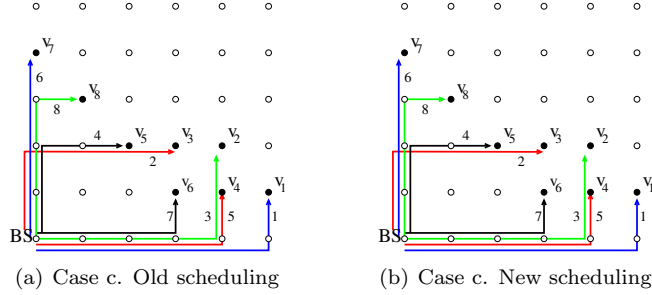


Figure 4: Case with recursive modifications of the scheduling

letter than s_{M-2} that is higher or letter than s_{M-3} , by Claim 2, m_{M-1} interferes neither with s_{M-3} nor with s_{M-2} . Similarly, m_M is higher and letter than s_{M-2} and these messages do not interfere.

- c) If q and r are higher than s_{M-2} , and $s_{M-2} \neq m_{M-2}$ (i.e., $s_{M-3} = m_{M-2}$ and $s_{M-2} = m_{M-3}$). Moreover, s_{M-2} is sent vertically. This case is depicted in Figure 4 (with $M = 8$).

By Claim 2 and because $s_{M-3} \preceq s_{M-2}$, s_{M-3} is lower than s_{M-2} . Indeed, these messages do not interfere in the ordered sequence computed by Algorithm *OneApprox*. Then, it is possible to send messages $m_{M-3}, m_{M-1}, m_{M-2}$ and m_M , alternatively horizontal and vertical (starting horizontally) without any interference between these four messages. Therefore, the scheduling $\mathcal{O}_{M-4} \odot (m_{M-3}, m_{M-1}, m_{M-2}, m_M)$ is either valid or $(M-4)$ -almost valid.

We prove that Subprocedure $MakeValid(\mathcal{O}_{M-4} \odot (m_{M-3}, m_{M-1}, m_{M-2}, m_M), 2)$ computes an ordered sequence of \mathcal{M} that is valid. We need the following technical definition.

Definition 3 Let $i \in [2, \lfloor M/2 \rfloor]$. An ordered sequence $\mathcal{S} = (s_1, \dots, s_M)$ is $i-1$ -good if it is $(M-2i)$ -almost valid, and $s_{M-2i+1} = m_{M-2i+1}$, $s_{M-2i+2} = m_{M-2i+3}$ and $s_M = m_M$.

Let us do the following easy remarks.

1. In a i -good sequence \mathcal{S} , if s_{M-2i} does not interfere with s_{M-2i+1} then \mathcal{S} is valid.
2. In particular, if $2i = M$, a $i-1$ -good sequence is valid.
3. Note that the sequence $\mathcal{O}_{M-4} \odot (m_{M-3}, m_{M-1}, m_{M-2}, m_M)$ is 1-good.

Let i , $1 \leq i \leq \lfloor M/2 \rfloor$. and let \mathcal{S} be a $i-1$ -good sequence. By reverse induction on i , we prove that $MakeValid(\mathcal{S}, i)$ will compute a valid sequence.

We recall that

$$\begin{aligned} \mathcal{S} &= (s_1, \dots, s_{M-2i-2}) \odot (s_{M-2i-1}, s_{M-2i}, s_{M-2i+1}, s_{M-2i+2}) \odot (s_{M-2i+3}, \dots, s_M) \\ &= (s_1, \dots, s_{M-2i-2}) \odot (s_{M-2i-1}, s_{M-2i}, m_{M-2i+1}, m_{M-2i+3}) \odot (s_{M-2i+3}, \dots, s_M) \end{aligned}$$

First, if $2i = M$, then s_{M-2i} does not interfere with s_{M-2i+1} (because s_{M-2i} is not defined). $MakeValid(\mathcal{S}, i)$ returns \mathcal{S} which is valid by Remark 2.

If $2i = M - 1$ and s_1 and s_2 do not interfere, $MakeValid(\mathcal{S}, i)$ returns \mathcal{S} that is valid by Remark 2. Otherwise, if $2i = M - 1$ and s_1 and s_2 interfere, then $\mathcal{S} = (s_1, m_2, m_4) \odot (s_5, \dots, s_{2i+1})$. This implies that $s_1 = m_1$. In this case, $MakeValid(\mathcal{S}, i)$ returns $(m_2, m_1, m_4) \odot (s_5, \dots, s_{2i+1})$. Moreover, by parity and because s_{2i+1} is sent vertically, m_2 is sent horizontally. By Claim 2 and because $m_1 \preceq m_2 \preceq m_4$, m_1 must be lower than m_2 that is lower than m_4 . By Claim 1, the only possible interferences may occur between m_1 and m_2 , or m_2 and m_4 . The respective positions of the destination nodes of m_1, m_2, m_4 imply that this sequence is valid.

Now, assume $2i < M - 1$, and assume that, if \mathcal{S} is i -good, $MakeValid(\mathcal{S}, i + 1)$ will compute a valid sequence. Assume that \mathcal{S} is $i - 1$ -good. If s_{M-2i} and s_{M-2i+1} do not interfere, then $MakeValid(\mathcal{S}, i)$ returns \mathcal{S} that is valid by Remark 2. Let us consider the case when s_{M-2i} and s_{M-2i+1} interfere. By parity, s_{M-2i} is sent vertically and s_{M-2i+1} horizontally. By Claim 2, s_{M-2i+1} is higher and lefter than s_{M-2i} . Moreover, since s_{M-2i+1} and s_{M-2i+2} do not interfere, then s_{M-2i+2} must be higher or lefter than s_{M-2i+1} . Similarly, s_{M-2i-1} must be either lower or righter than s_{M-2i} . There are two cases to be considered according to the value of s_{M-2i} . Recall that, because $s_{M-2i+1} = m_{M-2i+1}$ $s_{M-2i} \in \{m_{M-2i}, m_{M-2i-1}\}$.

c.1 If $s_{M-2i} = m_{M-2i}$.

Because of their respective positions, it is possible to send messages $s_{M-2i-1}, s_{M-2i+1}, s_{M-2i}$ and then s_{M-2i+2} , alternatively horizontal and vertical (starting horizontally) without any interference between these 4 messages. In this case, $MakeValid(\mathcal{S}, i)$ returns $(s_1, \dots, s_{M-2i-2}) \odot (s_{M-2i-1}, s_{M-2i+1}, s_{M-2i}, s_{M-2i+2}) \odot (s_{M-2i+3}, \dots, s_M)$. By previous remark, this sequence does not create any interference. Moreover, only $s_{M-2i+1} = m_{M-2i+1}$ and $s_{M-2i} = m_{M-2i}$ have been switched. Therefore, it is easy to check that it is valid.

c.2 If $s_{M-2i} = m_{M-2i-1}$. In this case, note that $s_{M-2i-1} = m_{M-2i}$. Because of their respective positions, it is possible to send messages, $s_{M-2i}, s_{M-2i+1}, s_{M-2i-1}$ and then s_{M-2i+2} alternatively horizontal and vertical (starting horizontally) without any interference between these 4 messages. Hence, the only possible interference in the following sequence is between s_{M-2i-2} and to s_{M-2i} : $\mathcal{S}' = (s_1, \dots, s_{M-2i-2}) \odot (s_{M-2i}, s_{M-2i+1}, s_{M-2i-1}, s_{M-2i+2}) \odot (s_{M-2i+3}, \dots, s_M)$. It is easy to check that \mathcal{S}' is i -good. Besides, $MakeValid(\mathcal{S}, i)$ returns $MakeValid(\mathcal{S}', i + 1)$ that is valid by the induction assumption.

■

Now, we prove that Algorithm *OneApprox* performs in linear time, w.r.t., the number of messages.

Theorem 3 *The time complexity of Algorithm OneApprox is $O(M)$.*

```

Input:  $\mathcal{M} = \{m_1, \dots, m_M\}$ , the set of messages ordered in non increasing distance order
Output:  $(s_1, \dots, s_M)$  an ordered sequence of  $\mathcal{M}$  such that  $m_i \in \{s_{i-1}, s_i, s_{i+1}\}$  for any  $i \leq M$ 
begin
  Case  $M = 0$  return  $\emptyset$ 
  Case  $M = 1$  return  $(m_1)$ 
  Case  $M \geq 2$ 
    Let  $\mathcal{O} \odot p = \text{OneApprox}(\{m_1, \dots, m_{M-2}\})$ 
    Let  $q$  be the lowest message in  $\{m_{M-1}, m_M\}$  and let  $r$  be the other one
    if  $p$  is higher than  $q$  return  $\mathcal{O} \odot (p, q, r)$ 
    else if  $p = m_{M-2}$  return  $\mathcal{O} \odot (m_{M-1}, p, m_M)$ 
    else
      /* This last case may occur only if  $M > 3$  */
      Let  $(s_1, \dots, s_{M-4}) \odot (m_{M-2}, m_{M-3}) = \text{OneApprox}(\{m_1, \dots, m_{M-2}\})$ 
      return  $\text{MakeValid}((s_1, \dots, s_{M-4}) \odot (m_{M-3}, m_{M-1}, m_{M-2}, m_M), 2)$ 
end.

```

Figure 5: Algorithm *OneApprox*

```

Input: An integer  $j$ ,  $1 < j \leq \lfloor M/2 \rfloor$ , and
  a  $j - 1$ -good sequence  $\mathcal{O} = (s_1, \dots, s_M)$  of a set of messages  $\{m_1, \dots, m_M\}$ ,
Output: A valid sequence of  $\mathcal{M}$ 
  if  $s_{M-2j}$  and  $s_{M-2j+1}$  do not interfere
    /* In particular, this case occurs if  $M - 2j = 0$  */
    return  $\mathcal{O}$ 
  else if  $s_{M-2j} = m_{M-2j}$ 
    /* In particular, this case occurs if  $M - 2j = 1$  */
    return  $(s_1, \dots, s_{M-2j-2}) \odot (s_{M-2j-1}, s_{M-2j+1}, s_{M-2j}, s_{M-2j+2}) \odot (s_{M-2j+3}, \dots, s_M)$ 
  else return
    /* This last case may occur only if  $M - 2j \geq 2$  */
    /* Note that, in this case,  $s_{M-2j} = m_{M-2j-1}$  and  $s_{M-2j-1} = m_{M-2j}$  */
     $\text{MakeValid}((s_1, \dots, s_{M-2j-2}) \odot (s_{M-2j}, s_{M-2j+1}, s_{M-2j-1}, s_{M-2j+2}) \odot (s_{M-2j+3}, \dots, s_M), j + 1)$ 
end.

```

Figure 6: MakeValid

Proof. We note $c(i)$ the time-complexity of $\text{OneApprox}(\{m_1, \dots, m_i\})$. We prove by induction on i that $c(i) = O(i)$. Let $S = (s_1, \dots, s_M)$ be the ordered sequence computed by $\text{OneApprox}(\mathcal{M})$. The pivot s_{M-2P} of this sequence is the message such that $s_{M-2P} = m_{M-2P}$, and minimizing P . More precisely, we prove that $c(M) = O(c(M - 2P) + O(P))$. If $M \leq 1$, the result is trivial. Let us assume $M \geq 2$. By induction, the computation of $\text{OneApprox}(\{m_1, \dots, m_{M-2}\})$ takes time $O(c(M - 2 - 2P') + O(P'))$ where P' is the pivot of the obtained sequence. There are three possible cases corresponding to the three cases of the algorithm (when $M \geq 2$).

- a. Clearly, in this case, $c(M) = c(M - 2) + O(1)$. Moreover, either $P = P' + 1$ (if $r = m_{M-1}$) or $P = 0$ (if $r = m_M$). In both cases, we get $c(M) = O(c(M - 2P) + O(2P))$.

- b. $c(M) = c(M - 2) + O(1)$ and $P = P' + 1$, thus $c(M) = O(c(M - 2P) + O(2P))$.
- c. Let $c'(M)$ be the complexity of $Makevalid((s_1, \dots, s_M), 2)$. In this case, $c(M) = c(M - 2) + c'(M)$ and $P = 0$ (because in the computed sequence, $s_M = m_M$). Finally, when executed $Makevalid((s_1, \dots, s_M), 2)$, the same subprocedure $MakeValid$ is recursively executed until s_{M-2j} and s_{M-2j+1} do not interfere, or $s_{M-2j} = m_{M-2j}$. Therefore, it is executed at most P' times and each execution takes $O(1)$. Hence, $c(M) = O(M - 2P') + O(P') = O(M)$.

■

4 Distributed Algorithm

We present a distributed algorithm for the gathering in a grid. This algorithm is based on the Algorithm *TwoApprox*, for personalized broadcasting presented in section 3.2.

4.1 Distributed Model

The network is assumed to be synchronous. Each node has only a local view of the network. However, it has access to the following global information: its position (x, y) in the grid, the position of BS (for sake of simplicity, we assume that BS has coordinates $(0, 0)$), and the size $N \times N$ of the grid (an upper bound on N is sufficient). Finally, any node v has $m(v) \geq 0$ messages that it must send to BS . At every step, a node can send or (exclusive) receive a control message, or *signaling*, of size $O(\log N)$ to (from) one of its neighbours. In the following, for any $i \leq 2N$, $Diag(i)$ denotes the set of vertices at distance i from BS . We refer to $Diag(i)$ as the *diagonal* i . The *central node* $c(2p)$ (resp., $c(2p + 1)$) of $Diag(2p)$ (resp., $Diag(2p + 1)$) is the node with coordinates (p, p) (resp., $(p + 1, p)$). Finally, let *AntiDiag* be the set that consists of the vertices $c(i)$ for all $i \leq 2N$. The algorithm consists of four phases that we describe now.

4.2 Basic Description of Distributed Algorithm

Our algorithm aims at giving to any message m its position in the ordering \mathcal{S} computed by Algorithm *TwoApprox* (in terms of personalized broadcasting) and the makespan. This is performed in $Y = O(N^2)$ steps (Y will be specified below) using $O(N^2)$ signalings. Then, with this information, any message can compute its starting time, given that the first message will be sent at step $Y + 1$.

Let us give a rough description of the four phases of the distributed algorithm. First two phases consist in giving to any message m its position in the non increasing order of their distance to BS such that nodes in the same diagonal are ordered up to down (the ordering of messages hosted at a same node is arbitrary). Moreover, each message m_{2p+1} with $p \geq 0$, resp., m_{2p+2} , (actually, the node hosting this message) will learn the position(s) of messages $m_{2p+2}, m_{2p+3}, m_{2p+4}$, resp., $m_{2p+1}, m_{2p+3}, m_{2p+4}$. Then the third phase starts. With the information previously learnt, according to Algorithm *TwoApprox*,

message m_1 can decide the ordering in \mathcal{S} of the first three messages: s_1, s_2, s_3 . Two of these three positions are occupied by m_1 and m_2 . The remaining place is occupied by m_3 or m_4 (This comes from the definition of the *TwoApprox* algorithm). Then, at some step, the message s_{2p+3} is fixed. With this information, we prove that message m_{2p+3} can extend the ordering to s_{2p+4} and s_{2p+5} using the *TwoAlgo* algorithm. At the end of this phase, any node knows its position in \mathcal{S} and *BS* knows the makespan. During the last phase, *BS* broadcasts the makespan to any node. With this information, each node can compute its starting time for the gathering process.

4.3 Formal Description of Distributed Algorithm

Phase 1. The first phase is divided into two processes that are executed “almost” simultaneously.

- The first one is executed in parallel by all diagonals. For any $i \leq 2N$, it aims at collecting some information in $c(i)$, the central node of $Diag(i)$. When this process ends up at step $i + 5$, $c(i)$ has learnt
 - the number of messages l_i standing in $Diag(i)$ in nodes with greater ordinate than $c(i)$,
 - the number of messages r_i standing in $Diag(i)$ in nodes with smaller ordinate than $c(i)$,
 - the position(s) of the three messages with greatest ordinate in $Diag(i)$.

Moreover, at the end of the phase, any node v with coordinates (x, y) in $Diag(i)$ has learnt the position of the (at most 3) node(s) of $Diag(i)$ hosting the closest 3 messages that are higher (if $y \geq x$) or lower (if $y \leq x$) than v .

To do so, two signalings $D1_i$ and $D1'_i$, initiated by nodes $(i, 0)$ and $(0, i)$ respectively, are propagated toward $c(i)$. From $(i, 0)$ (resp., from $(0, i)$), $D1_i$ (resp., $D1'_i$) is transmitted to node $(i, 1)$ and then to $(i - 1, 1)$ (resp., to $(1, i)$ and then to $(1, i - 1)$), and so on until reaching $c(i)$. To avoid interferences, $D1_i$ and $D1'_i$ are initiated at step 1 by $(i, 0)$ and $(0, i)$ if i is odd. If i is even, $D1_i$ is initiated at step 5 by $(i, 0)$, and $D1'_i$ is initiated at step 6 by $(0, i)$. It is easy to see how information can be aggregated as $D1_i$ and $D1'_i$ go along, in order to obtain the desired information. Moreover, signalings $D1_i$ (resp. $D1'_i$) have size $O(\log N)$ since they contain: the number of messages they met, the position(s) of the first three messages they met, and the position(s) of the last three messages they met.

- At step 7, a signaling $A1$ is initiated in *BS* and is propagated along *AntiDiag* towards $(N - 1, N - 1)$. When $c(i)$ receives $A1$ at step $i + 6$, it learns the total number of messages hosting by nodes in $\bigcup_{j < i} Diag(j)$ and the position(s) of the three messages in $\bigcup_{j < i} Diag(j)$ that are further to *BS* and with greatest ordinate. Then, using the information propagated by messages $D1_i$ and $D1'_i$, $c(i)$ updates message $A1$ and sends it to $c(i + 1)$ during the next step.

The signaling $A1$ arrives to $(N - 1, N - 1)$ at step $2N + 5$ which concludes this phase.

Phase 2. The second phase is divided into three successive processes.

- At step $2N + 6$, a signaling $A2$ is initiated in $(N - 1, N - 1)$ and is propagated along *AntiDiag* towards $(0, 0)$. When $c(i)$ receives $A2$ at step $4N + 6 - i$, it learns the total number of messages M and the position(s) of the three messages in $\bigcup_{j>i} \text{Diag}(j)$ that are closest to BS and with smallest ordinate.

Note that after step $4N + 6 - i$, $c(i)$ knows the interval of the positions occupied by messages in $\text{Diag}(i)$, i.e., from $M - \bigcup_{j\leq i} \text{Diag}(j) + 1 = \bigcup_{j>i} \text{Diag}(j) + 1$ to $\bigcup_{j>i} \text{Diag}(j) + l_i + r_i + m(c(i))$.

The goal of next processes is that: any message m knows its position in the non increasing order of their distance to BS , i.e., its position in the ordered sequence \mathcal{M} , and any message m_{2p} (resp., m_{2p+1}) knows the position(s) of messages $m_{2p+1}, m_{2p+2}, m_{2p+3}$ (resp., $m_{2p}, m_{2p+2}, m_{2p+3}$).

- At step $4N + 6 - i + 3$ if i is odd and $4N + 6 - i + 5$ if i is even, a signaling $D2_i$ is initiated in $c(i)$ and is propagated toward $(i, 0)$. $D2_i$ transmits: the next position (in \mathcal{M}) to be attributed to the messages in $\text{Diag}(i)$ with smaller ordinates than $c(i)$, i.e., from $\bigcup_{j>i} \text{Diag}(j) + l_i + m(c(i))$ to $\bigcup_{j>i} \text{Diag}(j) + l_i + r_i + m(c(i))$ (in such a way that any message lower than $c(i)$ in $\text{Diag}(i)$ learns its number in the ordering when it meets the signaling $D2_i$), the position(s) of the last three messages met by this signaling, and the position(s) of the three messages in $\bigcup_{j<i} \text{Diag}(j)$ furthest to BS and with greatest ordinates.
- At step $4N + 6 - i + 2$ if i is odd and $4N + 6 - i + 6$ if i is even, a signaling $D2'_i$ is initiated in $c(i)$ and is propagated toward $(0, i)$. $D2'_i$ transmits: the next position (in the ordering) to be attributed to the messages in $\text{Diag}(i)$ with greater ordinates than $c(i)$, i.e., from $\bigcup_{j>i} \text{Diag}(j)$ to $\bigcup_{j>i} \text{Diag}(j) + l_i$ (in such a way that any message higher than $c(i)$ in $\text{Diag}(i)$ learns its number in the ordering when it meets the signaling $D2'_i$), the position(s) of the last three messages met by this signaling, and the position(s) of the three messages in $\bigcup_{j<i} \text{Diag}(j)$ furthest to BS and with greatest ordinates.

This phase ends at slot $4N + 12$.

Phase 3. During this phase, any message learns its position in the final ordering \mathcal{S} .

We define the start of this phase at slot $4N + 13$ after finishing phase 2.

At the beginning of this phase, message m_{2p+1} ($p \geq 0$) knows its position in the ordered sequence \mathcal{M} and the position(s) of m_{2p+2}, m_{2p+3} , and m_{2p+4} .

The procedure starts as follows. Node m_1 knows m_2, m_3, m_4 . Using *TwoApprox* algorithm with input (m_1, m_2, m_3, m_4) , it computes the ordering of the first three positions of \mathcal{S} . According to the algorithm the possible configurations for the first three messages in \mathcal{S} are (m_1, m_2, m_3) , (m_1, m_3, m_2) , (m_1, m_2, m_4) , (m_2, m_1, m_3) , (m_2, m_3, m_1) , (m_2, m_1, m_4) . Note that, although the algorithm returns also a message for the fourth position, it is not definitive because it could be modified when the next pair of messages (m_5, m_6) is included. The first message s_1 is decided arbitrarily to be vertical.

Then, m_1 computes the current makespan, i.e., $\max_{j \in \{1,2,3\}} d(BS, s_j) + m_j - 1$ and propagates the information to m_2 and m_3 . That is, m_1 sends them

the ordering of the first three messages (s_1, s_2, s_3) of \mathcal{S} (again, $\{s_1, s_2, s_3\} \subset \{m_1, \dots, m_4\}$) and the current makespan. The corresponding signaling is sent at step $4N + 13$ to m_3 and at step $4N + 15$ to m_2 . The signaling reaches m_3 at step $4N + 12 + t$ where t is the distance between m_1 and m_3 .

The process continues iteratively until m_{2p+3} receives a signaling from m_{2p+1} at step $4N + 12 + t$, for $t = \sum_{0 \leq k \leq p} \text{dist}(m_{2k+1}, m_{2k+3})$. This signaling contains the positions of messages $s_{2p+1}, s_{2p+2}, s_{2p+3}$, and the current makespan, i.e., the makespan restricted to messages s_1 to s_{2p+3} . At this step, m_{2p+3} must decide which messages will occupy positions s_{2p+4} and s_{2p+5} in \mathcal{S} . This decision is taken according to Algorithm *TwoApprox*. Note that, Algorithm *TwoApprox* requires as input the next pair of messages m_{2p+5}, m_{2p+6} and the message $m^* \in \{m_1, \dots, m_{2p+4}\}$ whose position in \mathcal{S} has not been decided yet. By property of Algorithm *TwoApprox*, $m^* \in \{m_{2p+3}, m_{2p+4}\}$

Thus, m_{2p+3} is able to decide which messages will occupy positions s_{2p+4} and s_{2p+5} in \mathcal{S} , and then it can update the current makespan. Finally, at step $4N + 12 + t + 1$ (resp., at step $4N + 12 + t + 3$), message m_{2p+3} sends a signaling to m_{2p+5} (resp., to m_{2p+4}). This signaling contains the current makespan, s_{2p+3}, s_{2p+4} and s_{2p+5} . The signaling is received by m_{2p+5} at step $4N + 12 + t + t'$ where t' is the distance between m_{2p+3} and m_{2p+5} . The end of this phase is upper bounded by step $4N + 12 + 2N^2$.

Phase 4. At the end of previous phase, *BS* learns the makespan of a HV-scheme realizing the computed ordering and starts broadcasting it to any node at step $4N + 13 + 2N^2$.

This is done thanks to a signaling through *AntiDiag*, and signalings from $c(i)$ to $(i, 0)$ and $(0, i)$ ($i \leq 2N$) in a similar way as Phase 2. This process ends at step $6N + 19 + 2N^2$.

Defining $Y = 6N + 19 + 2N^2$, each node knows the step when it has to send the message given that the starting step is $Y + 1$. Moreover, the message s_j is sent horizontally or vertically according to the parity of j .

5 Conclusion and Further Works

In this paper, we have presented algorithms for the minimum makespan personalized broadcasting in grid networks. In these settings, the problem is strictly equivalent to the data gathering problem. One can note that our network model assumes that an optimal MAC layer is available. It would be interesting to investigate on the behavior of the problems under weaker assumptions. Another direction to investigate is the online version of the problems. It is worth pointing out that, in this case, personalized broadcasting and gathering are no longer equivalent.

References

- [BGK⁺06] J.-C. Bermond, J. Galtier, R. Klasing, N. Morales, and S. Pérennes. Hardness and approximation of gathering in static radio networks. *Parallel Processing Letters*, 16(2):165–183, 2006.
- [BHW00] C. Busch, M. Herlihy, and R. Wattenhofer. Hard-potato routing. In *Proceedings of the thirty-second annual ACM symposium on The-*

- ory of computing*, pages 278–285, Portland, Oregon, United States, 2000. ACM.
- [BKK⁺09] V. Bonifaci, R. Klasing, P. Korteweg, L. Stougie, and A. Marchetti-Spaccamela. *Graphs and Algorithms in Communication Networks*, chapter Data Gathering in Wireless Networks. Springer Monograph Springer-Verlag, 2009.
- [BKMS08] V. Bonifaci, P. Korteweg, A. Marchetti-Spaccamela, and L. Stougie. An approximation algorithm for the wireless gathering problem. *Operations Research Letters*, 36(5):605 – 608, 2008.
- [BP05] J.-C. Bermond and J. Peters. Efficient gathering in radio grids with interference. In *Septièmes Rencontres Francophones sur les Aspects Algorithmiques des Télécommunications (AlgoTel'05)*, pages 103–106, Presqu'île de Giens, May 2005.
- [FFM04] C. Florens, M. Franceschetti, and R.J. McEliece. Lower bounds on data collection time in sensory networks. *Selected Areas in Communications, IEEE Journal on*, 22(6):1110–1120, 2004.
- [GPRR08] C. Gomes, S. Pérennes, P. Reyes, and H. Rivano. Bandwidth allocation in radio grid networks. In *10èmes Rencontres Francophones sur les Aspects Algorithmiques de Télécommunications (AlgoTel'08)*, May 2008.
- [GR06] L. Gargano and A. Rescigno. *Optimally Fast Data Gathering in Sensor Networks*, pages 399–411. 2006.
- [KLNP05] R. Klasing, Z. Lotker, A. Navarra, and S. Pérennes. From balls and bins to points and vertices. In *Proceedings of the 16th Annual International Symposium on Algorithms and Computation (ISAAC 2005)*, volume 3827 of *Lecture Notes in Computer Science*, pages 757–766. Springer Verlag, December 2005.
- [MPS95] Y. Mansour and B. Patt-Shamir. Many-to-one packet routing on grids. In *Proceedings of the twenty-seventh annual ACM symposium on Theory of computing*, pages 258–267, Las Vegas, Nevada, United States, 1995. ACM.
- [RS07] Y. Revah and M. Segal. Improved algorithms for data-gathering time in sensor networks ii: Ring, tree and grid topologies. In *Networking and Services, 2007. ICNS. Third International Conference on*, page 46, 2007.
- [RS08] Y. Revah and M. Segal. Improved bounds for data-gathering time in sensor networks. *Computer Communications*, 31(17):4026–4034, November 2008.

Contents

1	Introduction	3
1.1	Related Work	3
1.2	Our results	4
2	Preliminaries	4
2.1	Notations	4
2.2	Lower bound	5
3	Personalized Broadcasting Algorithms	5
3.1	Horizontal-Vertical broadcasting	5
3.2	+2 approximation	6
3.3	+1 approximation	8
4	Distributed Algorithm	12
4.1	Distributed Model	12
4.2	Basic Description of Distributed Algorithm	12
4.3	Formal Description of Distributed Algorithm	13
5	Conclusion and Further Works	15



Centre de recherche INRIA Sophia Antipolis – Méditerranée
2004, route des Lucioles - BP 93 - 06902 Sophia Antipolis Cedex (France)

Centre de recherche INRIA Bordeaux – Sud Ouest : Domaine Universitaire - 351, cours de la Libération - 33405 Talence Cedex
Centre de recherche INRIA Grenoble – Rhône-Alpes : 655, avenue de l'Europe - 38334 Montbonnot Saint-Ismier
Centre de recherche INRIA Lille – Nord Europe : Parc Scientifique de la Haute Borne - 40, avenue Halley - 59650 Villeneuve d'Ascq
Centre de recherche INRIA Nancy – Grand Est : LORIA, Technopôle de Nancy-Brabois - Campus scientifique
615, rue du Jardin Botanique - BP 101 - 54602 Villers-lès-Nancy Cedex
Centre de recherche INRIA Paris – Rocquencourt : Domaine de Voluceau - Rocquencourt - BP 105 - 78153 Le Chesnay Cedex
Centre de recherche INRIA Rennes – Bretagne Atlantique : IRISA, Campus universitaire de Beaulieu - 35042 Rennes Cedex
Centre de recherche INRIA Saclay – Île-de-France : Parc Orsay Université - ZAC des Vignes : 4, rue Jacques Monod - 91893 Orsay Cedex

Éditeur
INRIA - Domaine de Voluceau - Rocquencourt, BP 105 - 78153 Le Chesnay Cedex (France)
<http://www.inria.fr>
ISSN 0249-6399