



HAL
open science

Towards an Implementation of the 3D Visibility Skeleton

Linqiao Zhang, Hazel Everett, Sylvain Lazard, Sue Whitesides

► **To cite this version:**

Linqiao Zhang, Hazel Everett, Sylvain Lazard, Sue Whitesides. Towards an Implementation of the 3D Visibility Skeleton. 23rd Annual Symposium on Computational Geometry, Jun 2007, Gyeongju, South Korea. pp.131 - 132, 10.1145/1247069.1247094 . inria-00338095

HAL Id: inria-00338095

<https://inria.hal.science/inria-00338095v1>

Submitted on 10 Nov 2008

HAL is a multi-disciplinary open access archive for the deposit and dissemination of scientific research documents, whether they are published or not. The documents may come from teaching and research institutions in France or abroad, or from public or private research centers.

L'archive ouverte pluridisciplinaire **HAL**, est destinée au dépôt et à la diffusion de documents scientifiques de niveau recherche, publiés ou non, émanant des établissements d'enseignement et de recherche français ou étrangers, des laboratoires publics ou privés.

Towards an Implementation of the 3D Visibility Skeleton

Linqiao Zhang
McGill University
Montréal, Canada
lzhang15@cs.mcgill.ca

Hazel Everett
LORIA - Université Nancy 2
Nancy, France
hazel.everett@loria.fr

Sylvain Lazard
LORIA - INRIA Lorraine
Nancy, France
sylvain.lazard@loria.fr

Sue Whitesides
McGill University
Montréal, Canada
sue@cs.mcgill.ca

ABSTRACT

In this note we describe the contents of a video illustrating an algorithm for computing the 3D visibility skeleton of a set of disjoint convex polytopes. The video can be found at <http://www.cs.mcgill.ca/~lzhang15/video/> with file name `socg07visidemo.mov`.

Categories and Subject Descriptors: F.2.2 [Nonnumerical Algorithms and Problems]: Computations on discrete structures

General Terms: Algorithms

Keywords: Visibility skeleton

1. INTRODUCTION

The 3D visibility skeleton is a graph whose vertices correspond to the maximal free line segments that are transversal to four edges of at least three distinct polytopes and tangent to those polytopes; its arcs correspond to sets of maximal free line segments that are tangent to three polytopes [9]. The visibility skeleton has been used for visibility computations such as computing shadow boundaries [10, 8].

This video demonstrates a sweep plane algorithm for capturing the vertices of the 3D visibility skeleton of a set of polytopes in 3D [13, 5].

2. THE ALGORITHM

The input of the algorithm is a set of k disjoint convex polytopes in general position with n edges in total. The output of the algorithm is the set of $O(n^2k^2)$ vertices of the 3D visibility skeleton of the input polyhedra. The algorithm, which runs in $O(n^2k^2 \log n)$ time, can also be used to compute the arcs of the skeleton.

The algorithm performs a rotational plane sweep around each edge e of each polytope, sweeping from one incident face of that edge to the other incident face. The sweep plane intersects the polytopes in at most k disjoint convex polygons, which change their shape as the sweep plane rotates. Figure 1 shows one position of the sweep plane, drawn as a faint grid, as it rotates around edge e of polytope C . Polytopes A and B are intersected by the sweep plane. Polytope C lies above the plane, with edge e in the plane. Polytope D lies below the plane. Figure 2 shows the view inside the sweep plane. The polytopes A and B intersect the plane in convex polygons A and B , which support 4 bitangents. Figure 3 shows the 2D

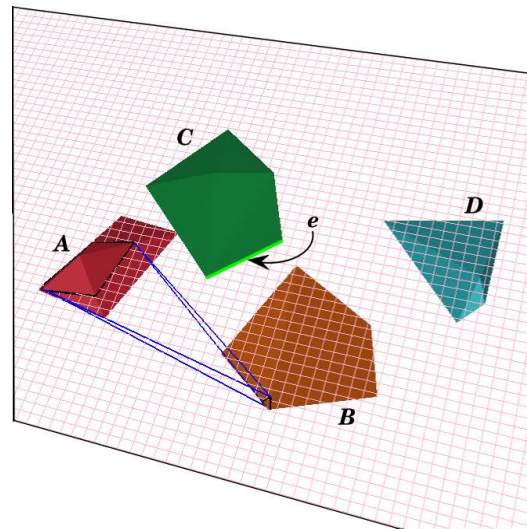


Figure 1: One position of the sweep plane.

visibility skeleton corresponding to Figure 2. The circular cycle of directed arcs gives the ordering of the 4 bitangents around polygon A ; the cycle of the remaining directed arcs gives the ordering of the 4 bitangents around polygon B .

During the sweep, the algorithm maintains the 2D visibility skeleton of the intersected polytopes [14]. The 2D visibility skeleton for the convex polygons in the initial sweep plane is computed and then used to determine the initial queue of critical events that will occur during the sweep. The sweep planes at which these critical events occur are called *event planes*. At a critical event, the 2D visibility skeleton may change its topology and the algorithm updates it, as well as the queue of critical events.

There are three types of critical events. A *V-event* occurs when the sweep plane encounters a polytope vertex that supports one or more bitangents in the sweep plane. A *T-event* occurs when two or three bitangents become colinear. An *F-event* occurs when a bitangent becomes colinear with a face of a polytope. There are $O(nk^2)$ events per sweep, and they can be computed and processed in $O(nk^2 \log n)$ time in the usual sweep algorithm paradigm.

The vertices of the 3D visibility skeleton are captured during the sweep, as they correspond to the *V, T, F*-events whose associated bitangents intersect the edge e that the sweep plane is rotating about. After the n sweeps, a description of the arcs of the 3D visibility skeleton can be computed, although the details are not illustrated in the video.

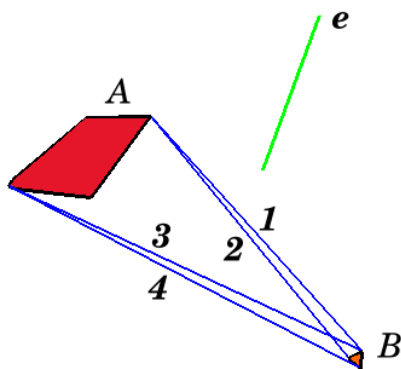


Figure 2: The view inside the sweep plane.

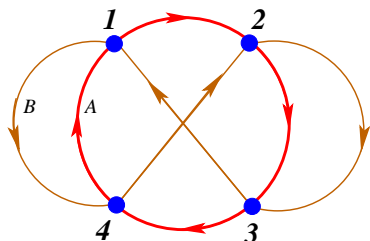


Figure 3: The 2D visibility skeleton for Figure 2.

3. IMPLEMENTATION ISSUES AND TECHNICAL DETAILS

Although the algorithm as described in [5] works for any set of possibly intersecting convex polytopes in any configuration, the current implementation requires that the polytopes satisfy certain general position assumptions¹.

The key predicate of the sweep algorithm compares two event planes, to order their occurrences in the sweep. A detailed study of this predicate and its degree is given in [11].

The algorithm was implemented in C++ using the *CGAL* [6] library. We used the *CORE* library [7] to perform exact comparisons of algebraic numbers. To compute the 2D visibility skeleton we used the *CGAL*-based package due to Angelier and Pocchiola [3], based on the Greedy Flip Algorithm [4, 14].

The graphical output was produced using the *Geomview* software [12] through the interface provided by the *CGAL* library. We took snapshots of the *Geomview* window display, while rotating the viewpoint to provide a 3D view of the objects in the display window. Finally, we used *iMovie* [2] to assemble all the snapshots together into the final video. We used the *Audacity* [1] software for the audio.

4. ACKNOWLEDGMENTS

We would like to thank Ethan Kim, Christophe Weibel, and Nathan Yu for their help.

5. REFERENCES

[1] Free software distributed under the GNU General Public License (GPL).
 [2] iMovie, Apple Computer Inc.

¹The precise definition of our general position assumptions is straightforward but lengthy. It guarantees, for example, that each critical event corresponds to a unique position of the sweep plane.

[3] P. Angelier and M. Pocchiola. *CGAL*-based implementation of visibility complexes. Technical Report ECG-TR-241207-01, Effective Computational Geometry for Curves and Surfaces (ECG), 2003.
 [4] P. Angelier and M. Pocchiola. A sum of squares theorem for visibility complexes and applications. In B. Aronov, S. Basu, J. Pach, and M. Sharir, editors, *Discrete and Computational Geometry*, volume 25 of *Algorithms and Combinatorics*, pages 79–139. Springer-Verlag, 2003.
 [5] H. Brönnimann, O. Devillers, V. Dujmović, H. Everett, M. Glisse, X. Goaoc, S. Lazard, H.-S. Na, and S. Whitesides. Lines and free line segments tangent to arbitrary three-dimensional convex polyhedra. *SIAM Journal on Computing*, 2006. Accepted in 2006.
 [6] *CGAL*: Computational Geometry Algorithms Library. <http://www.cgal.org>.
 [7] The *CORE* library. <http://cs.nyu.edu/exact/>.
 [8] F. Duguet and G. Drettakis. Robust epsilon visibility. In J. Hughes, editor, *Proceedings of ACM SIGGRAPH 2002*, pages 567–575. ACM Press / ACM SIGGRAPH, July 2002.
 [9] F. Durand, G. Drettakis, and C. Puech. The visibility skeleton: a powerful and efficient multi-purpose global visibility tool. *Computer Graphics Proceedings, Annual Conference Series*, 31:89–100, 1997. Proceedings of Siggraph’97.
 [10] F. Durand, G. Drettakis, and C. Puech. Fast and accurate hierarchical radiosity using global visibility. *ACM Transactions on Graphics*, 18(2):128–170, 1999.
 [11] H. Everett, S. Lazard, B. Lenhart, J. Redburn, and L. Zhang. Predicates for line transversals in 3d. In *Proceedings of the 18th Canadian Conference on Computational Geometry (CCCG’06)*, Aug. 2006.
 [12] *Geomview*. <http://www.geomview.org>.
 [13] X. Goaoc. *Structures de visibilité globales : tailles, calculs et dégénérescences*. Thèse d’université, Université Nancy 2, May 2004.
 [14] M. Pocchiola and G. Vegter. Topologically sweeping visibility complexes via pseudo-triangulations. *Discrete and Computational Geometry*, 16(4):419–453, 1996. Proceedings of the 11th ACM Annual Symposium on Computational Geometry (SoCG’95).