

An Export Architecture for a Multimedia Authoring Environment

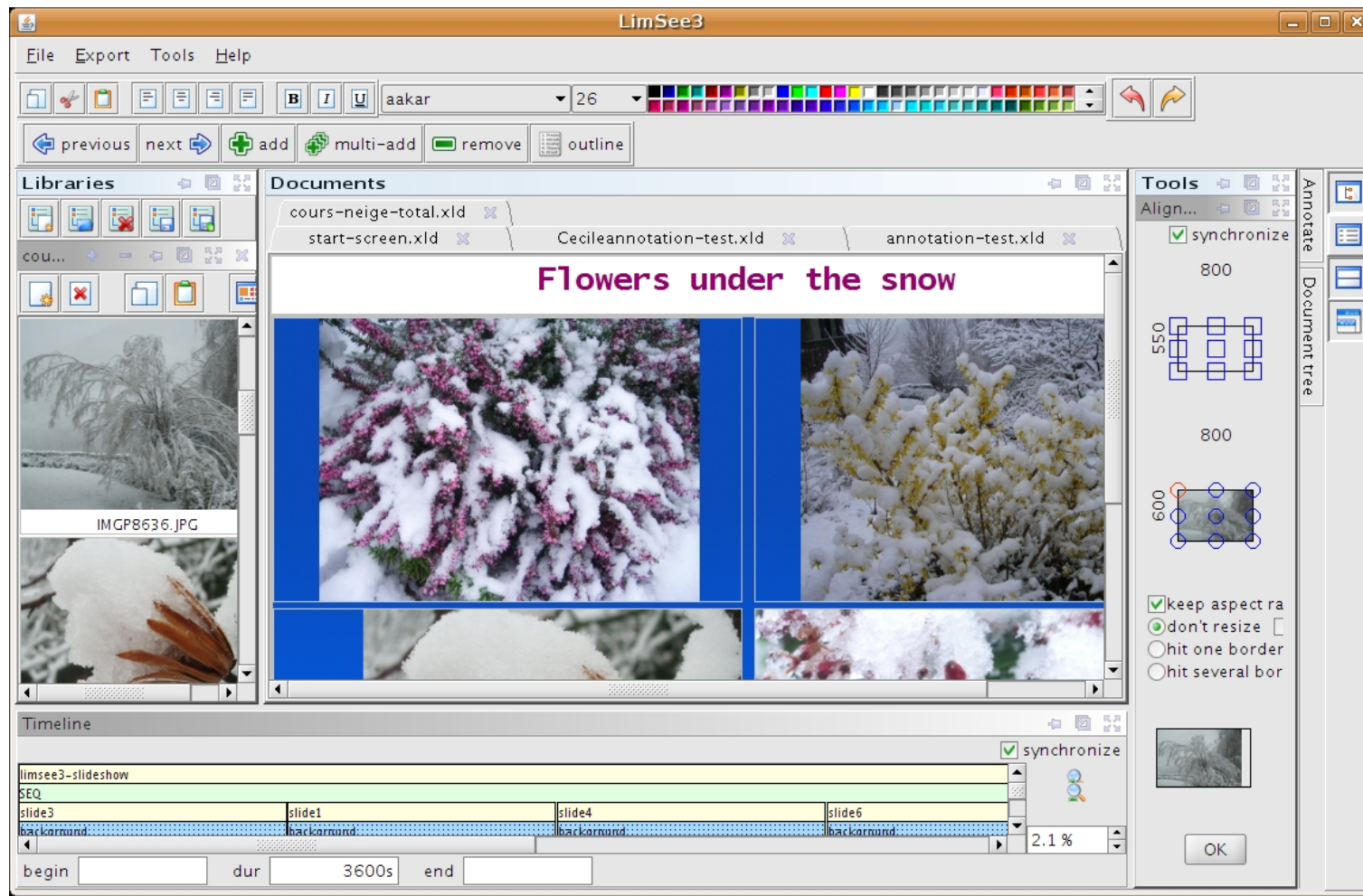
Jan Mikáč, Cécile Roisin and Bao Le Duc

WAM team, Grenoble University and Inria Rhône-Alpes

DocEng'08, São Paulo, September 2008

Outline

1. For which Authoring Environment?
2. Why an Export Service?
3. What is our Solution?

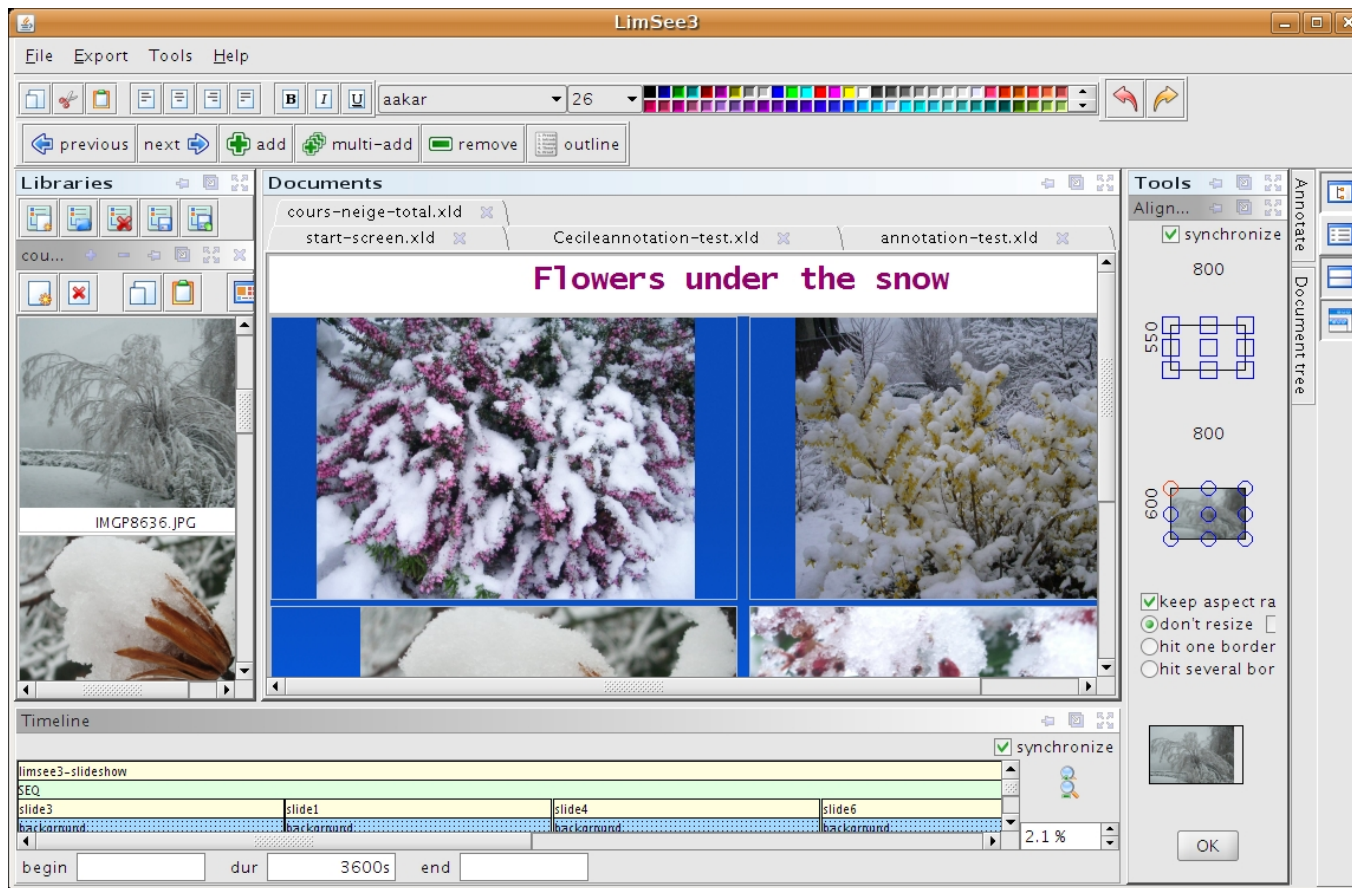


The LimSee3 Multimedia Authoring Tool

- LimSee3:
 - provides end-users with authoring features through templates
 - separates authoring services from publication formats
 - experiments these services for Communities of Teachers:
 - for the creation of slideshows
 - for the building of registered multimedia courses
 - for the authoring of live annotations during oral exams

A Tour of LimSee3

- On top: general-purpose tools ... plus template-dependant tools



On the central area:

- a bookmark tool for aggregating media
- a wysiwyg spatial area for direct authoring
- spatial adjustment, structure/attributes tools

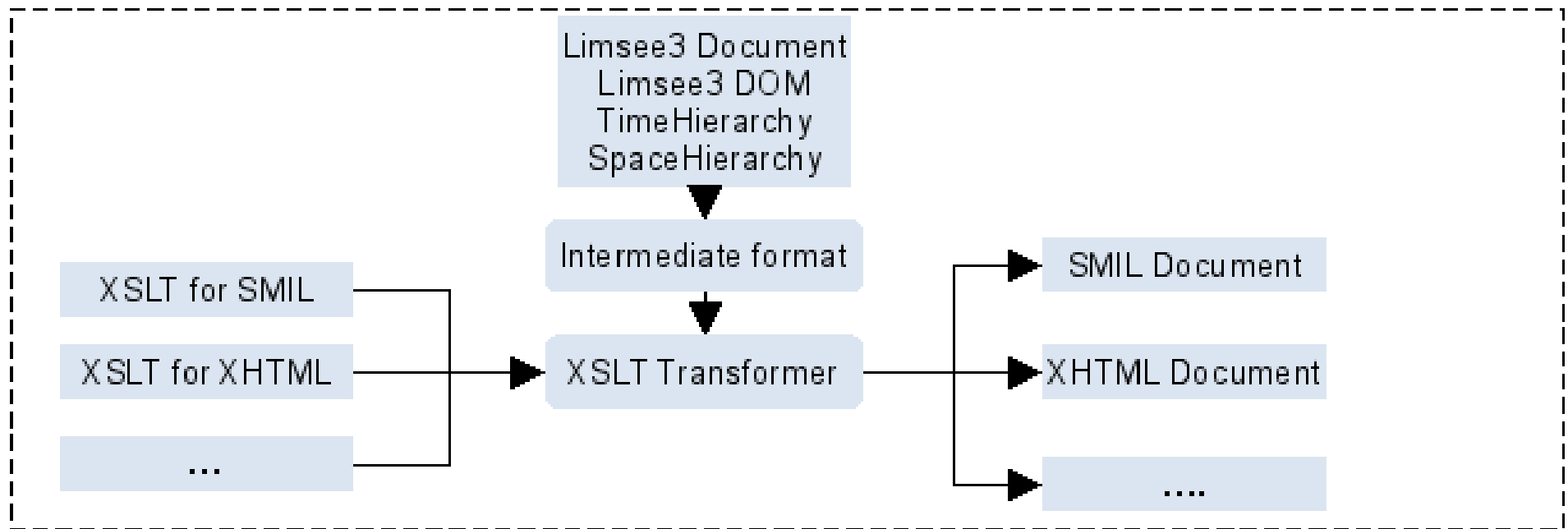
- On bottom, tools for managing synchronisation:
 - a generic timeline tool and/or specific services

Requirements for an Export Service

- Multiple multimedia formats: SMIL, HTML, JavaScript, Flash, MPEG4...
- Multiple players/navigators
- Multiple usages:
 - a simple document access
 - with sharing media content
 - dependence with document types and user context



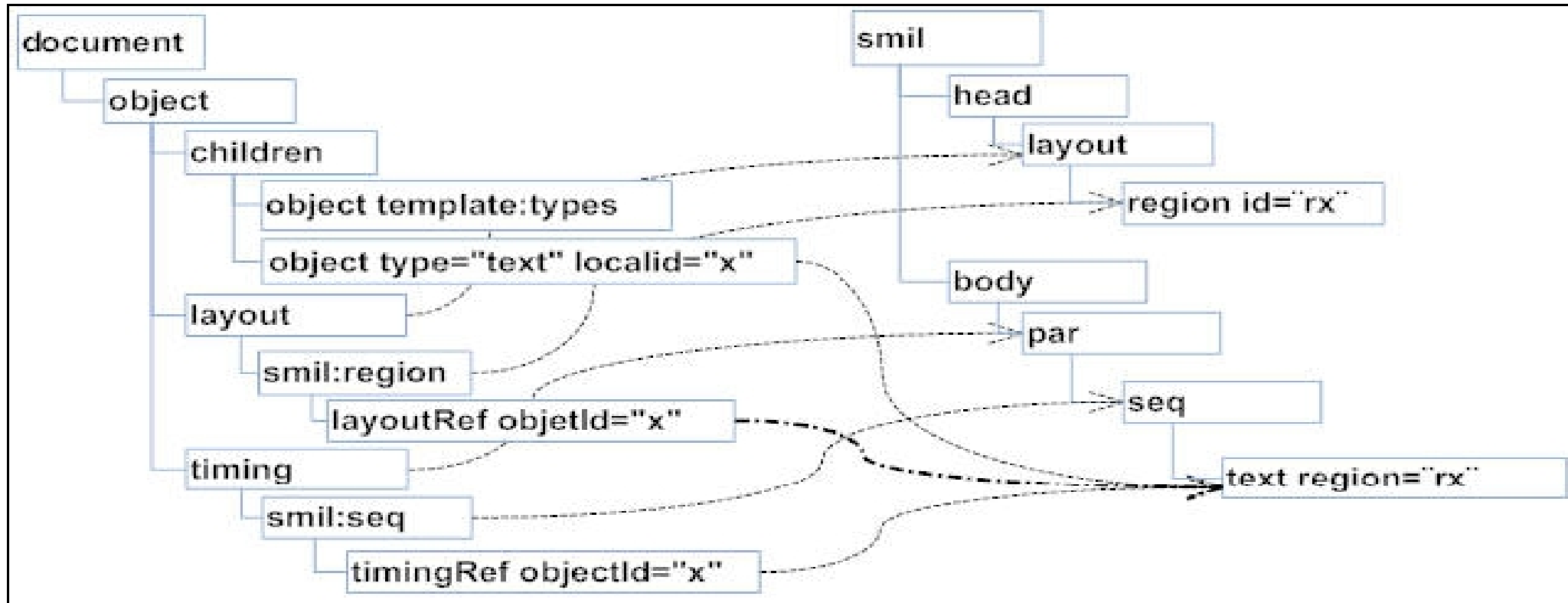
Principle of the export service



Requirements for an Intermediate Format

- Different document structures:
 - LimSee3 source: logical decomposition with layout and time properties at each level
 - SMIL output: layout on the HEAD, Time as main structure
 - XHTML output: Time and Style on the HEAD or external (Timesheet, Stylesheet), logical structure (and some layout) as main structure
- Need for an intermediate export format to:
 - Handle these different structures
 - While keeping and sharing all the document formatting data

Example: from LimSee3 to SMIL Structures



Intermediate Export Format

- Basically, 3 structures: layout, timing, logical,
 - Completed with content objects and their references to their container in each structure,
 - And comprising all statically computable information.
-
- The objective is to provide efficient export services thanks to reusable, structured and computed information.

Intermediate Format Example

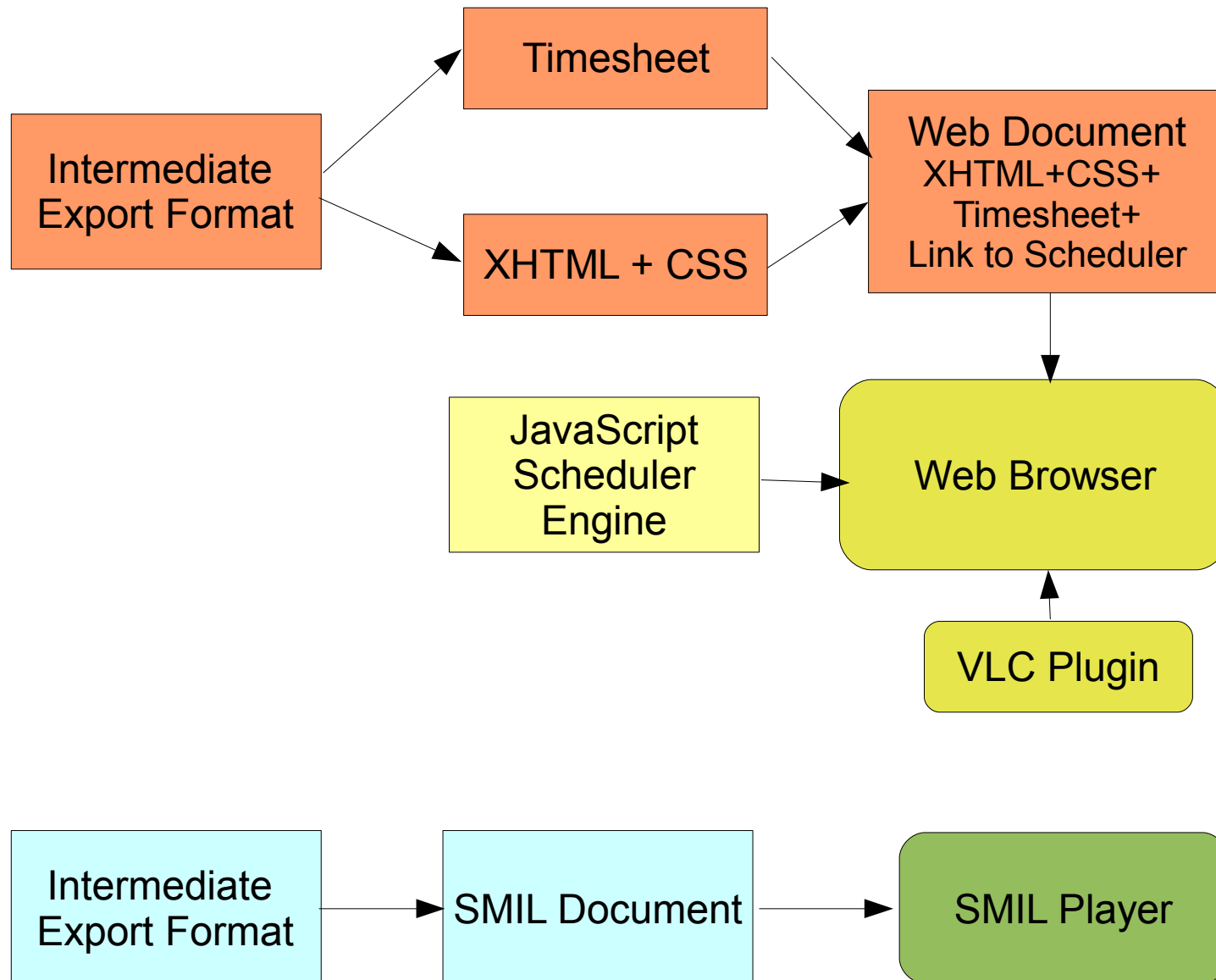
source document

```
object slideshow
  object slide1
    object jingle src=foo.mp3
    object item1 src=media1
      timing begin=jingle.end+3s
      layout height=50
    object item2 src=media2
      timing begin=item1.begin+3s
      layout height=50 top=50%
    timing
  object slide2
  ...
  timing
  seq
  ref → slide1
  ref → slide2
  layout width=800 height=600
```

intermediate document

```
layout
  region L1 resolvedW=800 resolvedH=600 ...
  region L1.L2 resolvedW=800 resolvedH=50
    resolvedLeft=0 resolvedTop=0 ...
  region L1.L3 resolvedW=800 resolvedH=50
    resolvedLeft=0 resolvedTop=300 ...
  timing
  seq timeroot.seq1
    par timeroot.slide1
      leaf slideshow.slide1.jingle
      par timeroot.slide1.item1
        begin=jingle.end+3s
        leaf slideshow.slide1.item1
      par timeroot.slide1.item2
        begin=item1.begin+3s
        leaf slideshow.slide1.item2
    par timeroot.slide2
  references
  ref slideshow.slide1.jingle region=L1
    time=timeroot.slide1
  ref slideshow.slide1.item1 region=L1.L2
    time=timeroot.slide1.item1
  ref slideshow.slide1.item2 region=L1.L3
    time=timeroot.slide1.item2
```

Application to XHTML and SMIL



The Scheduler for Timesheets

- Inspired by Petri Vuorimaa code
- Management of continuous media (thanks to VLC plugin)
- Better management of time attributes
- User interaction and user control (pause/resume/stop)

Conclusion

- A solution to handle several multimedia formats and to provide easier access to multimedia authored documents
- Modular architecture to allow its use in other contexts:
 - Translation between other formats
 - Introduction of adaptation services