



HAL
open science

An impossibility result for process discrimination

Daniil Ryabko

► **To cite this version:**

Daniil Ryabko. An impossibility result for process discrimination. [Research Report] 2008. inria-00319076v5

HAL Id: inria-00319076

<https://inria.hal.science/inria-00319076v5>

Submitted on 9 May 2009 (v5), last revised 10 Jul 2009 (v7)

HAL is a multi-disciplinary open access archive for the deposit and dissemination of scientific research documents, whether they are published or not. The documents may come from teaching and research institutions in France or abroad, or from public or private research centers.

L'archive ouverte pluridisciplinaire **HAL**, est destinée au dépôt et à la diffusion de documents scientifiques de niveau recherche, publiés ou non, émanant des établissements d'enseignement et de recherche français ou étrangers, des laboratoires publics ou privés.

An impossibility result for process discrimination.

Daniil Ryabko

Abstract

Two series of binary observations x_1, x_2, \dots and y_1, y_2, \dots are presented: at each time $n \in \mathbb{N}$ we are given x_n and y_n . It is assumed that the sequences are generated independently of each other by two stochastic processes. We are interested in the question of whether the sequences represent a typical realization of two different processes or of the same one. We demonstrate that this is impossible to decide in the case when the processes are B -processes. It follows that discrimination is impossible for the set of all (finite-valued) stationary ergodic processes in general. This result means that every discrimination procedure is bound to err with non-negligible frequency when presented with sequences from some of such processes. It contrasts earlier positive results on B -processes, in particular those showing that there are consistent \bar{d} -distance estimates for this class of processes.

Keywords: Process discrimination, B-processes, stationary ergodic processes, time series, homogeneity testing

1 Introduction

Given two series of observations we wish to decide whether they were generated by the same process or by different ones. The question is relatively simple when the time series are generated by a source of independent identically distributed outcomes. It is far less clear how to solve the problem for more general cases, such as the case of stationary ergodic time series. In this work we demonstrate that the question is impossible to decide even in the weakest asymptotic sense, for a wide class of processes, which is a subset of the set of all stationary ergodic processes.

More formally, two series of binary observations x_1, x_2, \dots and y_1, y_2, \dots are presented sequentially. A *discrimination procedure* D is a family of mappings $D_n : X^n \times X^n \rightarrow \{0, 1\}$, $n \in \mathbb{N}$, that maps a pair of samples (x_1, \dots, x_n) , (y_1, \dots, y_n) into a binary (“yes” or “no”) answer: the samples are generated by different distributions, or they are generated by the same distribution.

A discrimination procedure D is *asymptotically correct for a set \mathcal{C} of process distributions* if for any two distributions $\rho_x, \rho_y \in \mathcal{C}$ independently generating the sequences x_1, x_2, \dots and y_1, y_2, \dots correspondingly the expected output converges to the correct answer: the following limit exists and the equality holds

$$\lim_{n \rightarrow \infty} \mathbf{E}D_n((x_1, \dots, x_n), (y_1, \dots, y_n)) = \begin{cases} 0 & \text{if } \rho_x = \rho_y \\ 1 & \text{otherwise} \end{cases} .$$

Note that one can consider other notions of asymptotic correctness, for example one can require the output to stabilize on the correct answer with probability 1. The notion of correctness that we consider is perhaps one of the weakest. Clearly, asymptotically correct discriminating procedures exist for many classes of processes, for example for the class of all i.i.d. processes, or various parametric families, see e.g. [2, 4]; some related positive results on hypothesis testing for stationary ergodic process can be found in [11, 12].

We will show that asymptotically correct discrimination procedures do not exist for the class of B -processes, or for the class of all stationary ergodic processes. This result for B -processes is interesting in view of some previously established results; thus, in [9, 8] it is shown that consistent estimates of \bar{d} -distance for B -processes (see definitions below) exist, while it is impossible to estimate this distance outside this class (i.e. in general for stationary ergodic processes). So, our result demonstrates that discrimination is harder than distance estimation. The distinction between these problems becomes very apparent in view of the positive results of [12], which show that consistent change point estimates and process classification

procedures exist for the class of stationary ergodic processes. The result of the present work also complements earlier negative results on B -processes, such as [13] that shows that upper and lower divergence rates need not be the same for B -processes, and on stationary ergodic processes, such as [10, 3, 1, 5], that establish negative results concerning prediction, density estimation, and testing properties of processes. It is worth noting that B -processes are of particular importance for information theory, in particular, since they are what can be obtained by stationary codings of memoryless processes [6, 14].

Next we briefly introduce the notation. We are considering stationary ergodic processes (time series), defined as probability distributions on the set of one-way infinite sequences A^∞ , where $A = \{0, 1\}$. We will also consider stationary ergodic Markov chains on a countable set of states; for now let the set of states be \mathbb{N} . Any function $f : \mathbb{N} \rightarrow A$ mapping the set of states to A , together with a stationary ergodic Markov chain m defines a stationary ergodic binary-valued process, whose value on each time step is the value of f applied to the current state of m .

For two finite-valued stationary processes ρ_x and ρ_y the \bar{d} -distance $\bar{d}(\rho_x, \rho_y)$ is said to be less than ε if there exists a single stationary process ν_{xy} on pairs (x_n, y_n) , $n \in \mathbb{N}$, such that x_n , $n \in \mathbb{N}$ are distributed according to ρ_x and y_n are distributed according to ρ_y while

$$\nu_{xy}(x_1 \neq y_1) \leq \varepsilon. \quad (1)$$

The infimum of the ε 's for which a coupling can be found such that (1) is satisfied is taken to be the \bar{d} -distance between ρ_x and ρ_y . A process is called a B -process (or a Bernoulli process) if it is in the \bar{d} -closure of the set of all aperiodic stationary ergodic k -step Markov processes, where $k \in \mathbb{N}$. For more information on \bar{d} -distance and B -processes the reader is referred to [9, 7].

2 Main results

The main result of this work is the following theorem; the construction used in the proof is based on the same ideas as the construction used in [10] (see also [3]) to demonstrate that consistent prediction for stationary ergodic processes is impossible.

Theorem 1 *There is no asymptotically correct discrimination procedure for the class of B -processes.*

Since the class of B -processes is a subset of the class of all stationary ergodic processes, the following corollary holds true.

Corollary 1 *There is no asymptotically correct discrimination procedure for the class of stationary ergodic processes.*

Proof of Theorem 1: We will assume that asymptotically correct discrimination procedure D for the class of all B -processes exists, and will construct a B -process ρ such that if both sequences x_i and y_i , $i \in \mathbb{N}$ are generated by ρ then $\mathbf{E}D_n$ diverges; this contradiction will prove the theorem.

The scheme of the proof is as follows. On Step 1 we construct a sequence of processes ρ_{2k} , ρ_{d2k+1} , and ρ_{u2k+1} , where $k = 0, 1, \dots$. On Step 2 we construct a process ρ . On Step 3 we show that two independent runs of the process ρ have a property that (with high probability) they first behave like two runs of a single process ρ_0 , then like two runs of two different processes ρ_{u1} and ρ_{d1} , then like two runs of a single process ρ_2 , and so on, thereby showing that the test D diverges and obtaining the desired contradiction.

The construction of each of the processes ρ_{2k} , ρ_{u2k+1} , ρ_{d2k+1} , for $k > 0$ is broken into two parts: first it is given in terms of a chain on which Markov property is violated, and then we show that this chain is equivalent to a Markov chain, which has a stationary distribution with positive probabilities of all states. This is used to show that these processes are B -processes.

Assume that there exists an asymptotically correct discriminating procedure D . Fix some $\varepsilon > 0$ and $\delta \in [1/2, 1)$, to be defined on Step 3.

Step 1. We will construct the sequence of process ρ_{2k} , ρ_{u2k+1} , and ρ_{d2k+1} , where $k = 0, 1, \dots$. Step 1 consists of sub-steps 1.0, on which ρ_0 is constructed, 1.1, which constructs ρ_{u1} and ρ_{d1} , followed by 1.2 with ρ_2 , and the step 1. k with ρ_{u3} and ρ_{d3} , ρ_4 and a general scheme of constructing the rest of the sequence.

Step 1.0. Construct the process ρ_0 as follows. A Markov chain m_0 is defined on the set \mathbb{N} of states. From each state $i \in \mathbb{N}$ the chain passes to the state 0 with probability δ and to the state $i + 1$ with probability $1 - \delta$. With transition probabilities so defined, the chain possesses a unique stationary distribution M_0 on the set \mathbb{N} of states such that $M_0(i) > 0$ for all $i \in \mathbb{N}$ (see e.g. [16]). Take this distribution as the initial distribution over the states.

The function f_0 maps the states to the output alphabet $\{0, 1\}$ as follows: $f_0(i) = 1$ for every $i \in \mathbb{N}$. Let s_t be the state of the chain at time t . The process ρ_0 is defined as $\rho_0 = f_0(s_t)$ for $t \in \mathbb{N}$. As a result of this definition, the process ρ_0 simply outputs 1 with probability 1 on every time step (however, by using different functions f we will have less trivial processes in the sequel). Clearly, the constructed process is stationary ergodic and a B-process. So, we have defined the chain m_0 (and the process ρ_0) up to a parameter δ .

Step 1.1. We begin with the process ρ_0 and the chain m_0 of the previous step. Since the test D is asymptotically correct we will have

$$\mathbf{E}_{\rho_0 \times \rho_0} D_{t_0}((x_1, \dots, x_{t_0}), (y_1, \dots, y_{t_0})) < \varepsilon,$$

for some t_0 , where both samples x_i and y_i are generated by ρ_0 (that is, both samples consist of 1s only). Let k_0 be such an index that the chain m_0 starting from the state 0 with probability 1 does not reach the state $k_0 - 1$ by time t_0 (we can take $k_0 = t_0 + 2$).

Construct two processes ρ_{u1} and ρ_{d1} as follows. They are also based on the Markov chain m_0 , but the functions f are different. The function $f_{u1} : \mathbb{N} \rightarrow \{0, 1\}$ is defined as follows: $f_{u1}(i) = f_0(i) = 1$ for $i \leq k_0$ and $f_{u1}(i) = 0$ for $i > k_0$. The function f_{d1} is identically 1 ($f_{d1}(i) = 1, i \in \mathbb{N}$). The processes ρ_{u1} and ρ_{d1} are defined as $\rho_{u1} = f_{u1}(s_t)$ and $\rho_{d1} = f_{d1}(s_t)$ for $t \in \mathbb{N}$. Thus the process ρ_{d1} will again produce only 1s, but the process ρ_{u1} will occasionally produce 0s.

Step 1.2. Being run on two samples generated by ρ_{u1} and ρ_{d1} the test D_n on the first t_0 steps with high probability (that is, at least if both processes start at the state 0) produces many 0s, since on these first k_0 states all the functions f, f_{u1} and f_{d1} coincide. However since the processes are different and the test is asymptotically correct (by assumption), the test starts producing 1s, until by a certain time step t_1 almost all answers are 1s. Next we will construct the process ρ_2 by “gluing” together ρ_{u1} and ρ_{d1} and continuing them in such a way that, being run on two samples produced by ρ_2 the test first produces 0s (as if the samples were drawn from ρ_0), then, with probability close to 1/2 it will produce many 1s (as if the samples were from ρ_{u1} and ρ_{d1}) and then again 0s.

The process ρ_2 is constructed in two steps. On step 1.2a the construction is given in the form of a chain on which Markov property is violated, and on step 1.2b we show that the construction is equivalent to a Markov chain.

Step 1.2a. Let $t_1 > t_0$ be such a time index that

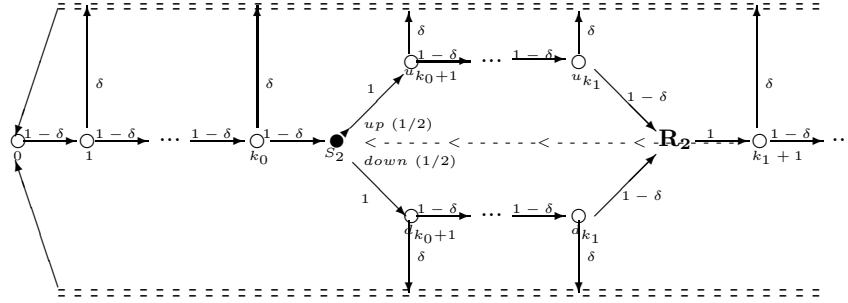
$$\mathbf{E}_{\rho_{u1} \times \rho_{d1}} D_{t_1}((x_1, \dots, x_{t_1}), (y_1, \dots, y_{t_1})) > 1 - \varepsilon,$$

where the samples x_i and y_i are generated by ρ_{u1} and ρ_{d1} correspondingly (the samples are generated independently; that is, the process are based on two independent copies of the Markov chain m). Let k_1 be such an index that the chain m starting from the state 0 with probability 1 does not reach the state $k_1 - 1$ by time t_1 .

Construct the process ρ_2 as follows (see fig. 1). It is based on a chain m_2 on which Markov assumption is violated. The transition probabilities on states $0, \dots, k_0$ are the same as for the Markov chain m (from each state return to 0 with probability δ or go to the next state with probability $1 - \delta$).

There are two “special” states: the “switch” S_2 and the “reset” R_2 . From the state k_0 the chain passes with probability $1 - \delta$ to the “switch” state S_2 . The switch S_2 can itself have two values: *up* and *down*. If S_2 has the value *up* then from S_2 the chain passes to the state u_{k_0+1} , while if $S_2 = \textit{down}$ the chain goes to d_{k_0+1} , with probability 1. If the chain reaches the state R_2 then the value of S_2 is set to *up* with probability 1/2 and with probability 1/2 it is set to *down*. The initial distribution of the value of S_2 is also 1/2 for either *up* or *down*. In other words, the first transition from S_2 is random (either to u_{k_0+1} or to d_{k_0+1} with equal probabilities) and then this decision is remembered until the “reset” state R_2 is visited, whereupon the switch again assumes the values *up* and *down* with equal probabilities.

Figure 1: The processes m_2 and ρ_2 . The states are depicted as circles, the arrows symbolize transition probabilities: from every state the process returns to 0 with probability δ or goes to the next state with probability $1 - \delta$. From the switch S_2 the process passes to the state indicated by the switch (with probability 1); here it is the state u_{k_0+1} . When the process passes through the reset R_2 the switch S_2 is set to either *up* or *down* with equal probabilities. (Here S_2 is in the position *up*.) The function f_2 is 1 on all states except $u_{k_0+1}, \dots, u_{k_1}$ where it is 0; f_2 applied to the states output by m_2 defines ρ_2 .



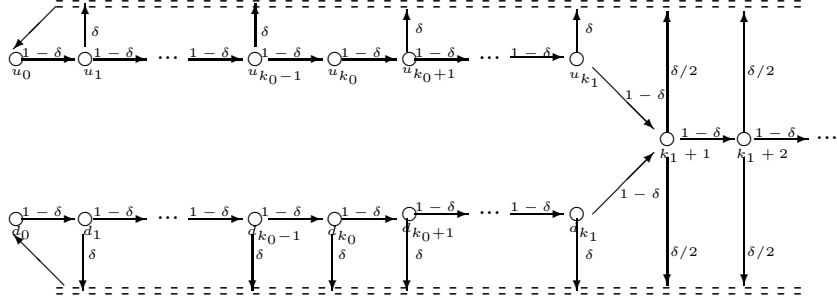
The rest of the transitions are as follows. From each state u_i , $k_0 \leq i \leq k_1$ the chain passes to the state 0 with probability δ and to the next state u_{i+1} with probability $1 - \delta$. From the state u_{k_1} the process goes with probability δ to 0 and with probability $1 - \delta$ to the “reset” state R_2 . The same with states d_i : for $k_0 < i \leq k_1$ the process returns to 0 with probability δ or goes to the next state d_{i+1} with probability $1 - \delta$, where the next state for d_{k_1} is the “reset” state R_2 . From R_2 the process goes with probability 1 to the state $k_1 + 1$ where from the chain continues ad infinitum: to the state 0 with probability δ or to the next state $k_1 + 2$ etc. with probability $1 - \delta$.

The function f_2 is defined as follows: $f_2(i) = 1$ for $0 \leq i \leq k_0$ and $i > k_1$ (before the switch and after the reset); $f_2(u_i) = 0$ for all i , $k_0 < i \leq k_1$ and $f_2(d_i) = 1$ for all i , $k_0 < i \leq k_1$. The function f_2 is undefined on S_2 and R_2 , therefore there is no output on these states (we also assume that passing through S_2 and R_2 does not increment time). As before, the process ρ_2 is defined as $\rho_2 = f_2(s_t)$ where s_t is the state of m_2 at time t , omitting the states S_2 and R_2 . The resulting process is illustrated on fig. 1.

The initial distribution on the states is defined as follows. The probabilities of the states $0, \dots, k_0, k_1 + 1, k_1 + 2, \dots$ are the same as in the Markov chain m_0 . For the states u_j and d_j , $k_0 < j \leq k_1$ define their initial probabilities $m_2(u_j) = m_2(d_j) = m_0(j)/2$ where $m_0(j)$ is the initial probability of the state j in the Markov chain m_0 . Furthermore, if the chain starts in a state u_j , $k_0 < j \leq k_1$, then the value of the switch S_2 is *up*, and if it starts in the state d_j then the value of the switch S_2 is *down*, whereas if the chain starts in any other state then the probability of S_2 taking the value up or down is $1/2$.

Step 1.2b. Let us show that the chain m_2 is equivalent to a Markov chain. Indeed, construct the Markov chain m'_2 as follows (see fig. 2). This chain has states $k_1 + 1, \dots$ and also $u_0, \dots, u_{k_0}, u_{k_0+1}, \dots, u_{k_1}$ and $d_0, \dots, d_{k_0}, d_{k_0+1}, \dots, d_{k_1}$. From the states u_i , $i = 0, \dots, k_1$ the chain passes with probability $1 - \delta$ to the next state u_{i+1} , where the next state for u_{k_1} is $k_1 + 1$ and with probability δ returns to the state u_0 (and not to the state 0). Transitions for the state d_0, \dots, d_{k_1-1} are defined analogously. Thus the states u_{k_i} corresponds to the state *up* of the switch S_2 and the states d_{k_i} — to the state *down* of the switch. Transitions for the states $k_1 + 1, k_1 + 2, \dots$ are defined as follows: with probability $\delta/2$ to the state u_0 , with probability $\delta/2$ to the state d_0 , and with probability $1 - \delta$ to the next state. Thus the states with indexes greater than k_1 corresponds to the reset R_2 . Clearly, the chain m'_2 as defined possesses a unique stationary distribution M_2 over the set of states and $M_2(i) > 0$ for every state i . Moreover, this distribution is the same as the initial distribution on the states of the chain m_0 , except for the states u_i and d_i , for which we have $m'_2(u_i) = m'_2(d_i) = m_0(i)/2$, for $0 \leq i \leq k_0$. We take this distribution as its initial distribution on the states of m'_2 . The resulting process m'_2 is stationary ergodic. It is easy to see that if define the function f_2 on the states of m'_2 as 1 on all states except $u_{k_0+1}, \dots, u_{k_1}$, then the resulting process is exactly the process ρ_2 . Therefore, ρ_2 is stationary ergodic, and, moreover, as it is a function of Markov chain, it is a B -process [15].

Figure 2: The process m'_2 . The function f_2 is 1 everywhere except the states $u_{k_0+1}, \dots, u_{k_1}$, where it is 0.



Step 1.k. As before, we can continue the construction of the processes ρ_{u3} and ρ_{d3} , that start with a segment of ρ_2 . Let $t_2 > t_1$ be a time index such that

$$\mathbf{E}_{\rho_2 \times \rho_2} D_{t_2} < \varepsilon,$$

where both samples are generated by ρ_2 . Let k_2 be such an index that when starting from the state 0 the process m_2 with probability 1 does not reach $k_2 - 1$ by time t_2 (equivalently: the process m'_2 does not reach $k_2 - 1$ when starting from either 0, u_0 or d_0). The processes ρ_{u3} and ρ_{d3} are based on the same process m_2 as ρ_2 . The functions f_{u3} and f_{d3} coincide with f_2 on all states up to the state k_2 (including the states u_i and d_i , $k_0 < i \leq k_1$). After k_2 the function f_{u3} outputs 0s while f_{d3} outputs 1s: $f_{u3}(i) = 0$, $f_{d3}(i) = 1$ for $i > k_2$.

Furthermore, we find a time $t_3 > t_2$ by which we have $\mathbf{E}_{\rho_{u3} \times \rho_{d3}} D_{t_3} > 1 - \varepsilon$, where the samples are generated by ρ_{u3} and ρ_{d3} , which is possible since D is consistent. Next, find an index k_3 such that the process m_2 does not reach $k_3 - 1$ with probability 1 if the processes ρ_{u3} and ρ_{d3} are used to produce two independent sequences and both start from the state 0. We then construct the process ρ_4 based on a (non-Markovian) process m_4 by “gluing” together ρ_{u3} and ρ_{d3} after the step k_3 with a switch S_4 and a reset R_4 exactly as was done when constructing the process ρ_2 . The process m_4 is illustrated on fig. 3a).

The process m_4 can be shown to be equivalent to a Markov chain m'_4 , which is constructed as follows. First take two copies of the process m_2 (which was shown to be equivalent to a Markov chain) truncated at step k_2 , denote the states $j \in \{0, \dots, k_0, k_1 + 1, \dots, k_2\}$ of the first copy u_j and these states of the second copy d_j and link the copies as follows (see fig. 3b). From states u_i , $k_2 < i \leq k_3$ the process returns to u_0 with probability δ or goes to the next state $u_i + 1$ with probability $1 - \delta$, and analogously for d_i . For the states u_{k_3} and d_{k_3} the next state is $k_3 + 1$. From the states $k_3 + i$, $i \in \mathbb{N}$ the process goes to u_0 with probability $\delta/2$, to d_0 with probability $\delta/2$ and to the next state with probability $1 - \delta$. Furthermore, replace each of the two truncated copies of the chain m_2 by corresponding part of the Markov chain m'_2 . Call the resulting Markov chain m'_4 (see fig. 3c). The definition of f_4 is analogous to the previous definitions of f_i . Clearly, the process resulting from applying the function f_4 to the states of m'_4 is exactly the process ρ_4 . Thus, the process ρ_4 is (equivalent to) a function of a Markov chain, so we conclude that it is a B -process.

Proceeding this way we can construct the processes ρ_{2j} , ρ_{u2j+1} and ρ_{d2j+1} , $j \in \mathbb{N}$ choosing the time steps $t_j > t_{j-1}$ so that the test converges to 0 by the time t_j being run on two samples produced by ρ_j for even j , and converges to 1 by the time t_j being run on samples produced by ρ_{u_j} and ρ_{d_j} for odd j :

$$\mathbf{E}_{\rho_{2j} \times \rho_{2j}} D_{t_{2j}} < \varepsilon \tag{2}$$

and

$$\mathbf{E}_{\rho_{2j+1} \times \rho_{2j+1}} D_{t_{2j+1}} > (1 - \varepsilon). \tag{3}$$

For each j the number k_j is selected in a such a way that the state $k_j - 1$ is not reached (with probability 1) by the time t_j when starting from the state 0.

Step 2. Having defined k_j , $j \in \mathbb{N}$ we can define the process ρ , illustrated on fig. 4. The construc-

Figure 3: a) The processes m_4 . b) The auxiliary process needed to construct m'_4 . c) The Markov chain m'_4

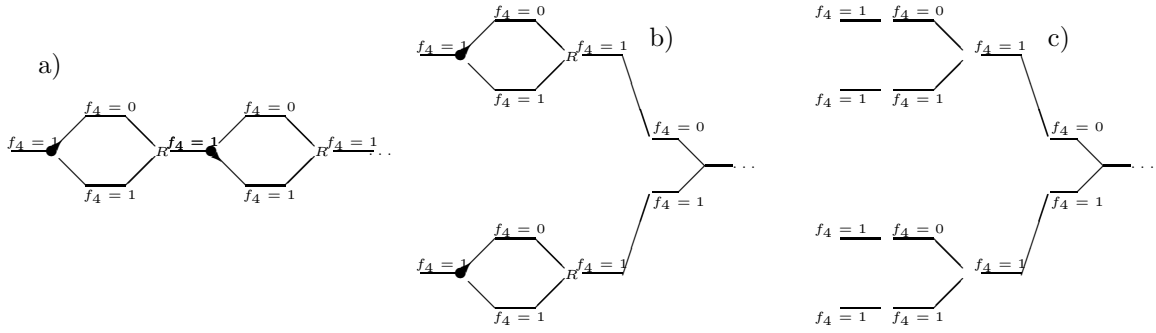
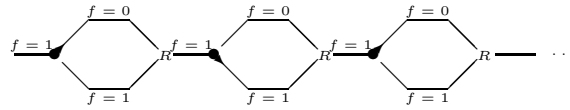


Figure 4: The processes m_ρ and ρ . The states are on horizontal lines. The function f that defines the process ρ takes value 0 on the states on the upper lines and 1 on the rest of the states.



tion is based on the process m_ρ that has states $0, \dots, k_0, k_{2j+1} + 1, \dots, k_{2(j+1)}, u_{k_{2j+1}}, \dots, u_{k_{2j+1}}$ and $d_{k_{2j+1}}, \dots, d_{k_{2j+1}}$ for $j \in \mathbb{N}$, along with switch states S_{2j} and reset states R_{2j} . Each switch S_{2j} diverts the process to the state $u_{k_{2j+1}}$ if the switch has value *up* and to $d_{k_{2j+1}}$ if it has the value *down*. The reset R_{2j} sets S_{2j} to *up* with probability $1/2$ and to *down* also with probability $1/2$. From each state that is neither a reset nor a switch, the process goes to the next state with probability $1 - \delta$ and returns to the state 0 with probability δ (cf. Step 1*k*).

The initial distribution on the states of m_ρ is defined as follows. For every state i such that $0 \leq i \leq k_0$ and $k_{2j+1} < i \leq k_{2j+2}$, $j = 0, 1, \dots$, define the probability of the state i to be the same as in the chain m_0 , and for the sets u_j and d_j (for those j for which these sets are defined) let their probability to be $1/2$ of the probability of the corresponding state of m_0 .

The function f is defined as 1 everywhere except for the states u_j (for all $j \in \mathbb{N}$ for which u_j is defined) on which f takes the value 0. The process ρ is defined at time t as $f(s_t)$, where s_t is the state of m_ρ at time t .

Let us show that the process ρ is a B -process. First observe that if we replace f by a function f'_{2j} that takes the value 1 on all states after the step k_{2j} then we obtain exactly the process ρ_{2j} , $j \in \mathbb{N}$. Each process ρ_{2j} was shown to be a B -process. Consider a coupled process ν_{2j} on pairs (x_n, y_n) , $n \in \mathbb{N}$, whose first coordinate x_n , $n \in \mathbb{N}$ is obtained as application of the function f'_{2j} to the chain m_ρ and the second coordinate y_n , $n \in \mathbb{N}$ as an application of the function f to the same chain. Then the distribution on the first coordinate process is ρ_{2j} and on the second it is ρ . In other words, we have two processes ρ_{2j} and ρ whose underlying chain processes start at the same state and always take transitions together. Moreover, the probability $\nu_{2j}(x_1 \neq y_1)$ to observe different output on these two processes is not greater than cumulative probability of all states that follow k_{2j} , which is equal to $\sum_{i > k_{2j}} m_0(k_i)$, where $m_0(i)$ is the initial probability of the state i in the Markov chain m_0 . Since this cumulative probability goes to 0, the process ρ_{2j} converges to ρ in the \bar{d} distance (cf. (1)). Since the set of B -processes is closed, it follows that ρ is a B -process.

Step 3. Finally, we will show that the expected output of the test D diverges if the test is run on two independent samples produced by ρ .

Let M_{2j} denote the initial state distribution of the process m_{2j} , $j \in \mathbb{N}$, and M that of the process m_ρ . Since each of the processes m_{2j} , $j \in \mathbb{N}$ and the process m_ρ from each state returns to the state 0 with probability δ , the limiting (and hence initial) probability of this state is δ : $M_{2j}(0) = M(0) = \delta$. By construction, if the process m_ρ starts at the state 0 then up to time k_{2j} it behaves exactly as ρ_{2j} that has

started at state 0. In symbols, we have

$$E_{\rho \times \rho}(D_{t_{2j}} | s_0^x = 0, s_0^y = 0) = E_{\rho_{2j} \times \rho_{2j}}(D_{t_{2j}} | s_0^x = 0, s_0^y = 0) \quad (4)$$

for $j \in \mathbb{N}$, where s_0^x and s_0^y denote the states of the processes generating the samples x and y correspondingly.

For each of the considered processes, the probability to start from the state 0 is high enough to ignore the behaviour of the tests if the processes start in other states. More formally, we use the following simple decomposition

$$\begin{aligned} \mathbf{E}(D_{t_j}) &= \delta^2 \mathbf{E}(D_{t_j} | s_0^x = 0, s_0^y = 0) \\ &\quad + (1 - \delta^2) \mathbf{E}(D_{t_j} | s_0^x \neq 0 \text{ or } s_0^y \neq 0), \end{aligned} \quad (5)$$

(4), and (2) we have

$$\begin{aligned} \mathbf{E}_{\rho \times \rho}(D_{t_{2j}}) &\leq \delta^2 \mathbf{E}_{\rho \times \rho}(D_{t_{2j}} | s_0^x = 0, s_0^y = 0) + (1 - \delta^2) \\ &= \delta^2 \mathbf{E}_{\rho_{2j} \times \rho_{2j}}(D_{t_{2j}} | s_0^x = 0, s_0^y = 0) + (1 - \delta^2) \\ &\leq \mathbf{E}_{\rho_{2j} \times \rho_{2j}} + (1 - \delta^2) < \varepsilon + (1 - \delta^2). \end{aligned} \quad (6)$$

For odd indices, if the process ρ starts at the state 0 then (from the definition of t_{2j+1}) by the time t_{2j+1} it does not reach reset R_{2j} ; therefore, in this case the value of the switch S_{2j} does not change up to the time t_{2j+1} . Since the definition of m_ρ is symmetric with respect to the values *up* and *down* of each switch, the probability that two samples $x_1, \dots, x_{t_{2j+1}}$ and $y_1, \dots, y_{t_{2j+1}}$ generated independently by (two runs of) the process ρ produced different values of the switch S_{2j} when passing through it for the first time is 1/2. In other words, with probability 1/2 two samples generated by ρ starting at the state 0 will look by the time t_{2j+1} as two samples generated by $\rho_{u_{2j+1}}$ and $\rho_{d_{2j+1}}$ that has started at state 0. Thus

$$\begin{aligned} E_{\rho \times \rho}(D_{t_{2j+1}} | s_0^x = 0, s_0^y = 0) \\ \geq \frac{1}{2} E_{\rho_{u_{2j+1}} \times \rho_{d_{2j+1}}}(D_{t_{2j+1}} | s_0^x = 0, s_0^y = 0) \end{aligned} \quad (7)$$

for $j \in \mathbb{N}$. Using this, (5), and (3) we obtain

$$\begin{aligned} \mathbf{E}_{\rho \times \rho}(D_{t_{2j+1}}) &\geq \delta^2 \mathbf{E}_{\rho \times \rho}(D_{t_{2j+1}} | s_0^x = 0, s_0^y = 0) \\ &\geq \frac{1}{2} \delta^2 \mathbf{E}_{\rho_{2j+1} \times \rho_{2j+1}}(D_{t_{2j+1}} | s_0^x = 0, s_0^y = 0) \\ &\geq \frac{1}{2} (\mathbf{E}_{\rho_{2j+1} \times \rho_{2j+1}}(D_{t_{2j+1}}) - (1 - \delta^2)) > \frac{1}{2} (\delta^2 - \varepsilon). \end{aligned} \quad (8)$$

Taking δ large and ε small (e.g. $\delta = 0.9$ and $\varepsilon = 0.1$), we can make the bound (6) close to 0 and the bound (8) close to 1/2, and the expected output of the test will cross these values infinitely often. Therefore, we have shown that the expected output of the test D diverges on two independent runs of the process ρ , contradicting the consistency of D . This contradiction concludes the proof.

References

- [1] Adams, T.M., Nobel, A.B. (1998). On density estimation from ergodic processes, *The Annals of Probability* vol. 26, no. 2, pp. 794–804.
- [2] I. Csiszar, P. Shields. *Information Theory And Statistics: A Tutorial*. Now Publishers, 2004.
- [3] Györfi L., Morvai G., Yakowitz S. (1998), Limits to consistent on-line forecasting for ergodic time series, *IEEE Transactions on Information Theory* vol. 44, no. 2, pp. 886–892.

- [4] Lehmann, E. L. (1986). Testing Statistical Hypotheses. Springer.
- [5] Morvai G., Weiss B. (2005) On classifying processes. *Bernoulli*, vol. 11, no. 3, pp. 523–532.
- [6] D. S. Ornstein (1973). An Application of Ergodic Theory to Probability Theory. *The Annals of Probability*, vol. 1, no. 1 pp. 43–58.
- [7] Ornstein, D. S. (1974). Ergodic theory, randomness, and dynamical systems. Yale Mathematical Monographs 5, Yale Univ. Press, New Haven, CT.
- [8] Ornstein, D. S., Shields, P.(1994). The \bar{d} -recognition of processes, *Advances in Mathematics*, vol. 104, pp. 182–224.
- [9] Ornstein, D. S. and Weiss, B.(1990). How Sampling Reveals a Process. *Annals of Probability*, vol. 18 no. 3, pp. 905–930.
- [10] Ryabko, B.(1988). Prediction of random sequences and universal coding. *Problems of Information Transmission*, vol. 24, pp. 87–96.
- [11] Ryabko, B., Astola, J., Gammerman, A. (2006). Application of Kolmogorov complexity and universal codes to identity testing and nonparametric testing of serial independence for time series. *Theoretical Computer Science*, vol. 359, pp. 440–448.
- [12] Ryabko, D., Ryabko, B. (2008). On Hypotheses Testing for Ergodic Processes. In Proceedings of IEEE Information Theory Workshop (ITW'08), Porto, Portugal, pp. 281–283.
- [13] Shields, P.(1993). Two divergence-rate counterexamples, *Journal of Theoretical Probability*, vol. 6, pp. 521–545.
- [14] Shields, P.(1998). The Interactions Between Ergodic Theory and Information Theory. *IEEE Transactions on Information Theory*, vol. 44, no. 6, pp. 2079–2093.
- [15] Shields, P. (1996) The Ergodic Theory of Discrete Sample Paths. AMS Bookstore.
- [16] Shiryaev, A. (1996). Probability, second edition. Springer.