



HAL
open science

Iso-Level CAFT: How to Tackle the Combination of Communication Overhead Reduction and Fault Tolerance Scheduling

Anne Benoit, Mourad Hakem, Yves Robert

► **To cite this version:**

Anne Benoit, Mourad Hakem, Yves Robert. Iso-Level CAFT: How to Tackle the Combination of Communication Overhead Reduction and Fault Tolerance Scheduling. [Research Report] RR-6607, INRIA. 2008, pp.21. <inria-00308794>

HAL Id: inria-00308794

<https://inria.hal.science/inria-00308794v1>

Submitted on 1 Aug 2008

HAL is a multi-disciplinary open access archive for the deposit and dissemination of scientific research documents, whether they are published or not. The documents may come from teaching and research institutions in France or abroad, or from public or private research centers.

L'archive ouverte pluridisciplinaire **HAL**, est destinée au dépôt et à la diffusion de documents scientifiques de niveau recherche, publiés ou non, émanant des établissements d'enseignement et de recherche français ou étrangers, des laboratoires publics ou privés.



HAL Authorization



INSTITUT NATIONAL DE RECHERCHE EN INFORMATIQUE ET EN AUTOMATIQUE

***Iso-Level CAFT:
How to Tackle the Combination of Communication
Overhead Reduction and Fault Tolerance Scheduling***

Anne Benoit — Mourad Hakem — Yves Robert

N° 6607

July 2008

Thème NUM

R *apport
de recherche*



Iso-Level CAFT: How to Tackle the Combination of Communication Overhead Reduction and Fault Tolerance Scheduling

Anne Benoit, Mourad Hakem, Yves Robert

Thème NUM — Systèmes numériques
Projet GRAAL

Rapport de recherche n° 6607 — July 2008 — 21 pages

Abstract: To schedule precedence task graphs in a more realistic framework, we introduce an efficient fault tolerant scheduling algorithm that is both contention-aware and capable of supporting ε arbitrary fail-silent (fail-stop) processor failures. The design of the proposed algorithm which we call Iso-Level CAFT, is motivated by (i) the search for a better load-balance and (ii) the generation of fewer communications. These goals are achieved by scheduling a chunk of ready tasks simultaneously, which enables for a global view of the potential communications. Our goal is to minimize the total execution time, or latency, while tolerating an arbitrary number of processor failures. Our approach is based on an active replication scheme to mask failures, so that there is no need for detecting and handling such failures. Major achievements include a low complexity, and a drastic reduction of the number of additional communications induced by the replication mechanism. The experimental results fully demonstrate the usefulness of Iso-Level CAFT.

Key-words: Communication contention, fault tolerance, multi-criteria scheduling, heterogeneous systems.

This text is also available as a research report of the Laboratoire de l'Informatique du Parallélisme <http://www.ens-lyon.fr/LIP>.

Iso-Level CAFT:

How to Tackle the Combination of Communication Overhead Reduction and Fault Tolerance Scheduling

Résumé :

Dans cet article, nous présentons un nouveau mécanisme d'ordonnancement tolérant aux pannes sur des plates-formes de calcul plus réalistes (modèle 1-Port). Cet algorithme que nous appelons Iso-Level CAFT est motivé par (i) la recherche d'un meilleur équilibrage de charge et (ii) la génération de moins de communications. Ces objectifs sont atteints par le traitement d'un ensemble de tâches prêtes (plutôt qu'une seule) simultanément afin d'assurer d'une façon incrémentale un meilleur équilibrage de charge, et de minimiser les communications. Notre approche est classée dans la catégorie des solutions logicielles basée sur la réplication active. Le choix de la réplication active est justifié par des raisons multiples : i) pouvoir répondre aux attentes des industriels qui exigent de moindres coûts de conception, ii) les ordonnancements obtenus sont statiques, ce qui facilite la vérification de la contrainte de latence, iii) le déploiement du système ne requiert pas de mécanisme d'exécution compliqué pour la détection/correction des fautes. Les pannes sont de type silence sur défaillance (fail-silent/fail-stop). C'est à dire qu'un composant matériel est ou bien sain et délivre toujours des sorties correctes et à temps, ou bien défaillant et ne produit plus aucune sortie. De plus, la durée des défaillances est quelconque. Les résultats expérimentaux montrent l'utilité et l'efficacité d'Iso-Level CAFT en dépit de sa faible complexité temporelle.

Mots-clés : Contentions des communications, tolérance aux pannes, ordonnancement multi-critère, ressources hétérogènes.

1 Introduction

With the advent of large-scale heterogeneous platforms such as clusters and grids, resource failures (processors/links) are more likely to occur and have an adverse effect on the applications. Consequently, there is an increasing need for developing techniques to achieve fault tolerance, *i.e.*, to tolerate an arbitrary number of failures during execution. Scheduling for heterogeneous platforms and fault tolerance are difficult problems in their own, and aiming at solving them together makes the problem even harder. For instance, the latency of the application will increase if we want to tolerate several failures, even if no actual failure happens during execution.

In this paper, we introduce the Iso-Level Contention-Aware Fault Tolerant (Iso-Level CAFT) scheduling algorithm (a new version of CAFT [3] that were initially designed to address both problems of network contention and fault-tolerance scheduling) that aims at tolerating multiple processor failures without sacrificing the latency. Iso-Level CAFT is based on an active replication scheme to mask failures, so that there is no need for detecting and handling such failures. Our choice for the active replication scheme is motivated by two important advantages. On the one hand, the schedules obtained are static, thus it is easy to have a guarantee on the latency of the schedule. On the other hand, the deployment of the system does not require complicated mechanisms for failure detection. Major achievements include a low complexity, and a drastic reduction of the number of additional communications induced by the replication mechanism.

We suggest to use the bi-directional one-port architectural model, where each processor can communicate (send and/or receive) with at most one other processor at a given time-step. In other words, a given processor can simultaneously send a message, receive another message, and perform some computation. The bi-directional one-port model seems closer to the actual capabilities of modern networks (see the discussion of related work in [3, 4]). Indeed, it seems to fit the performance of some current MPI implementations, which serialize asynchronous MPI sends as soon as message sizes exceed a few megabytes [3].

The review of related work on fault tolerance scheduling and contention awareness is provided in the research report [3].

The rest of the paper is organized as follows: Section 2 presents basic definitions and assumptions. Then we describe the principle of the new Iso-Level CAFT algorithm in Section 3. We experimentally compare Iso-Level CAFT with its initial

version CAFT in Section 4; the results assess the very good behavior of the new algorithm. Finally, we conclude in Section 5.

2 Framework

The execution model for a task graph is represented as a weighted Directed Acyclic Graph (DAG) $G = (V, E)$, where V is the set of nodes corresponding to the tasks, and E is the set of edges corresponding to the precedence relations between the tasks. In the following we use the term node or task indifferently; $v = |V|$ is the number of nodes, and $e = |E|$ is the number of edges. In a DAG, a node without any predecessor is called an *entry* node, while a node without any successor is an *exit* node. For a task t in G , $\Gamma^-(t)$ is the set of immediate predecessors and $\Gamma^+(t)$ denotes its immediate successors. A task is called *ready* if it is unscheduled and all of its predecessors are scheduled. We target a heterogeneous platform with m processors $\mathcal{P} = \{P_1, P_2, \dots, P_m\}$, fully interconnected. The link between processors P_k and P_h is denoted by l_{kh} . Note that we do not need to have a physical link between any processor pair. Instead, we may have a switch, or even a path composed of several physical links, to interconnect P_k and P_h ; in the latter case we would retain the bandwidth of the slowest link in the path for the bandwidth of l_{kh} . For a given graph G and processor set \mathcal{P} , $g(G, \mathcal{P})$ is the *granularity*, *i.e.*, the ratio of the sum of slowest computation times of each task, to the sum of slowest communication times along each edge. $\mathcal{H}(\alpha)$ is the head function which returns the first task from a sorted list α , where the list is sorted according to tasks priorities (ties are broken randomly). The number of tasks that can be simultaneously ready at each step in the scheduling process is bounded by the width ω of the task graph (the maximum number of tasks that are independent in G). This, implies that $|\alpha| \leq \omega$.

Our goal is to minimize the latency $\mathcal{L}(G)$, while tolerating an arbitrary number ε of processor failures. Our approach is based on an active replication scheme, capable of supporting ε arbitrary fail-silent (a faulty processor does not produce any output) and fail-stop (no processor recovery) processor failures.

3 The Iso-Level CAFT scheduling algorithm

In the previous version of CAFT algorithm [3], we consider only one ready task (the one with highest priority) at each step, and we assign all its replicas to the currently best available resources. Instead of considering a single task, we may deal

with a chunk of several ready tasks, and assign all their replicas in the same decision making procedure. The intuition is that such a “global” assignment would lead to better load balance processor and link usage.

We introduce a parameter B for the chunk size: B is the maximal number of ready tasks that will be considered at each step. We select the B tasks with the higher bottom levels $bl(t)$ (the length of the longest path starting at t to an exit node in the graph) and we allocate them in the same step. Then, we update the set of ready tasks (indeed some new tasks may have become ready), and we sort them again, according to bottom levels. Thus, we expect that the tasks on a critical path will be processed as soon as possible.

The difference between CAFT and the new version, which we call Iso-Level CAFT (or ILC), is sketched in Algorithm 3.1. With CAFT we take the ready task with highest priority all allocate all its replicas before proceeding to the next ready task. In contrast, with Iso-Level CAFT, the second replicas of tasks in the same chunk are allocated only after all first replicas have been placed. Intuitively, this more global strategy will balance best resources across all tasks in the chunk, while CAFT may assign the $\varepsilon+1$ best resources to the current task, at the risk of sacrificing the next one, even though it may have the same bottom level.

We point out that we face a difficult tradeoff for choosing an appropriate value for B . On the one hand, if B is large, it will be possible to better balance the load and minimize communication costs. On the other hand, a small value of B will enable us to process the tasks on the critical path faster. In the experiments (see Section 4) we observe that choosing $B = m$, the number of processors, leads to good results.

Algorithm 3.1 CAFT vs Iso-Level CAFT (ILC)

```

1: initialization;  $U \leftarrow V$ ;
2: while  $U \neq \emptyset$  do
3:    $\mathcal{T} \leftarrow \mathcal{H}(\alpha)$ ; ILC: repeat  $B$  times (*CAFT:  $|\mathcal{T}| = 1$  | ILC:  $|\mathcal{T}| = B$ *)
4:   for  $1 \leq i \leq \varepsilon + 1$  do
5:     for  $t \in \mathcal{T}$  do
6:       allocate task-replica  $t^{(i)}$  to processor with shortest finish time
7:     end for
8:   end for
9: end while

```

Theorem 3.1 *The time complexity of Iso-Level CAFT is*

$$O(em(\varepsilon + 1)^2 \log(\varepsilon + 1) + v \log \omega)$$

Proof: The proof is similar to that of CAFT (see [3]). Note that since $\varepsilon < m$, we can derive the upper bound $O(em^3 \log m + v \log \omega)$. \square

Notice that, allocating many copies of each task will severely increase the total number of communications required by the algorithm: we move from e communications (one per edge) in a mapping with no replication (fault free schedule), to $e(\varepsilon + 1)^2$ with replication (fault tolerant schedule), a quadratic increase. In fact, duplicating each task $\varepsilon + 1$ times is an absolute requirement to resist to ε failures, but duplicating each precedence edge $e(\varepsilon + 1)^2$ times is not mandatory. We can decrease the total number of communications from $e(\varepsilon + 1)^2$ down to $e(\varepsilon + 1)$ as it was proved in [3]. Unfortunately, this reduction does not work all the time. The linear number of communications $e(\varepsilon + 1)$ holds only in special cases, typically for tasks having a unique predecessor, or when every replica of all predecessors are mapped onto distinct processors or when all the replicas belonging to the same processor communicate with only the same successor-replica.

The problem becomes more complex when tasks have more than one predecessor and several replicas of predecessors mapped on the same processor communicate with different successor-replicas. In the following, we show how to reduce this overhead in the design of Iso-Level CAFT.

3.1 Reducing communication overhead

When dealing with realistic model platforms, contention should be considered in order to obtain improved schedules. We account for communication overhead during the mapping process by removing some of the communications. To do so, we propose the following mapping scheme.

Let t be the current task to be scheduled. Consider a predecessor t_j of t , $j \in \Gamma^-(t)$, that has been replicated on $\varepsilon + 1$ distinct processors. We denote by \mathcal{D}_u the set of replicas assigned to processor \mathcal{P}_u , and $\eta_u = |\mathcal{D}_u|$ its cardinality. The maximum cardinality is $\eta = \max_{1 \leq u \leq m} \eta_u$. Also we denote by \mathcal{N} the number of processors involved/used by all replicas of tasks in $\Gamma^-(t)$.

We would like to reduce the number of communications from all predecessors t_j to t when possible. The idea is to attempt to place each replica on the non-locked (locked processors are already either involved in a communication with a replica of t , or processing it) processor which currently contains the most predecessor replicas. To this purpose, we sort processors by non increasing order of number of replicas $\eta_u, 1 \leq u \leq m$, assigned to them. At each step in the mapping process, we try to

take communications from replicas belonging to the non-locked processors, whenever possible. If not, we insert ε additional communications.

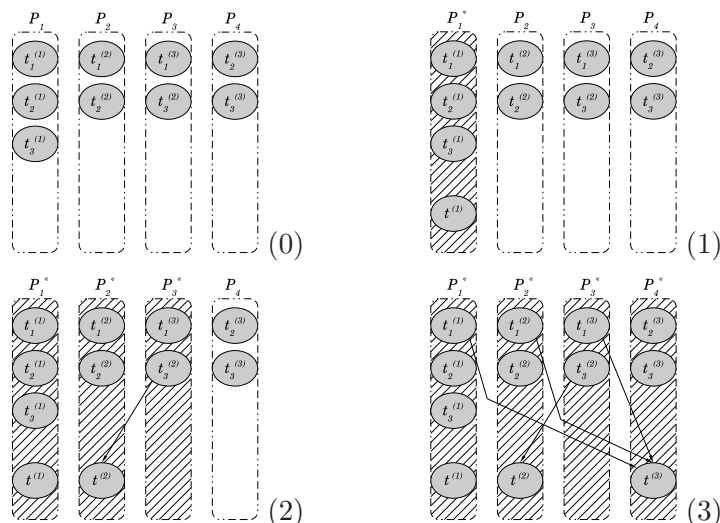


Figure 1: Iso-Level CAFT Scheduling Steps

Fig. 1 illustrates this procedure. We set $\varepsilon = 2$ in this example. At step (0), no processor is blocked. The three predecessors of the current task t , namely t_1, t_2 and t_3 , are assigned. At step (1), we place the first replica $t^{(1)}$ on P_1 , which becomes locked. This is represented in the figure with a superscript $*$, and the processor is also hatched in the figure. No communication is added in this case. At step (2), we need to add a communication from P_3 to P_2 , and thus we have three locked processors. At step (3), we place replica $t^{(3)}$ on the only non-locked processor which is P_3 , and we need to add extra communication since all processors are locked.

It may happen that at some step in the scheduling process, if we lock a processor, then there is no processor left for the mapping of the remaining replicas. In such a case, we add ε additional communications and release the processors involved in a communication with a replica of t . This special case is illustrated in Fig. 2, where current task t has four predecessors. At step (2), instead of locking P_4 , we add communications from all replicas of task t_2 to $t^{(2)}$. Thus it is possible to place at step (3) replica $t^{(3)}$ on P_4 .

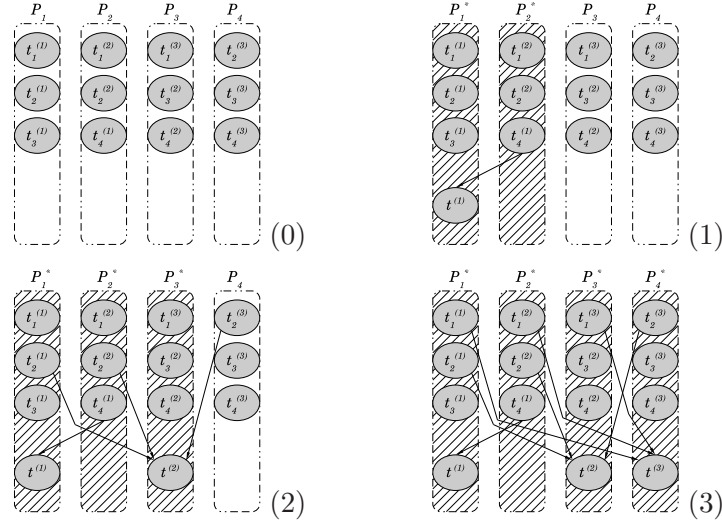


Figure 2: Iso-Level CAFT Scheduling Steps

Theorem 3.2 *The schedule generated by Iso-Level CAFT algorithm is valid and resists to ε failures.*

Proof: The proof is similar to that of CAFT (see [3]) □

In the following, we give an analytical expression of the actual number of communications induced by the *Iso-Level CAFT* algorithm. First we give an interesting upper bound for special graphs, and then we derive an upper bound for the general case.

Special graphs

First, we bound the number of communications induced by Iso-Level CAFT for special graphs like classical kernels representing various types of parallel algorithms [1]. The selected task graphs are:

- (a) LU: LU decomposition
- (b) LAPLACE: Laplace equation solver
- (c) STENCIL: stencil algorithm
- (d) DOOLITTLE: Doolittle reduction
- (e) LDMt: LDMt decomposition

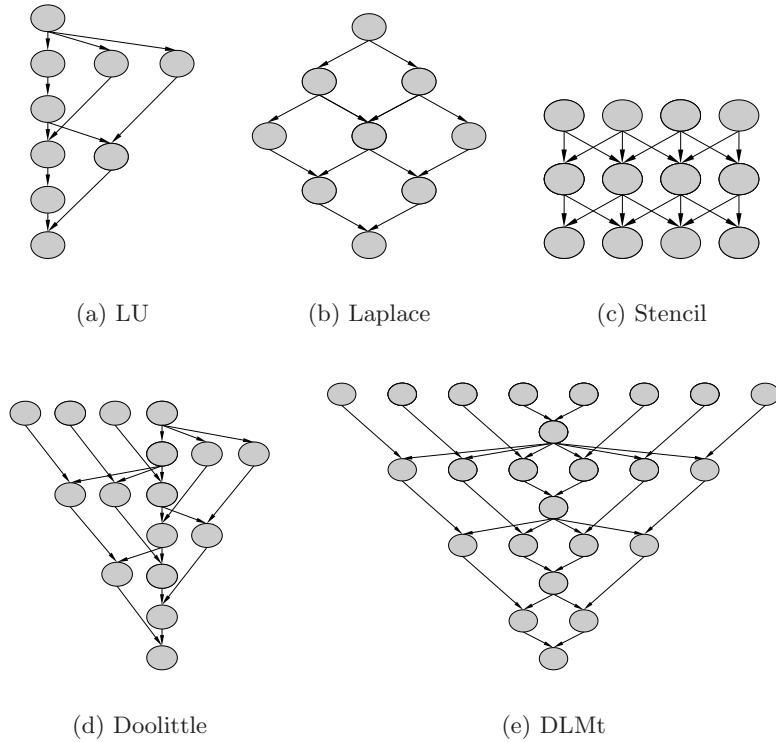


Figure 3: Classical kernels of parallel algorithms

Miniature versions of each task graph are given in Fig. 3.

Proposition 3.1 *The number of messages generated by Iso-LevelCAFT for the above special graphs is at most*

$$V_2(\varepsilon + 1) + V_3 \left(\varepsilon \left\lceil \frac{(\varepsilon + 2)}{2} \right\rceil + 2 \right),$$

where $V_2 \leq \lfloor \frac{\varepsilon}{2} \rfloor$ is the number of nodes of in-degree 2 and $V_3 \leq \lfloor \frac{\varepsilon}{3} \rfloor$ is the number of nodes of in-degree 3 in the graph.

Proof: One feature of the special graphs is that the in-degree of every task is at most 3. At each step when scheduling current task t , we have three cases to consider,

depending upon its in-degree (the cardinal of $\Gamma^-(t)$). Recall that processors are ordered by non increasing η_u values, where η_u is the number of replicas already assigned to P_u , hence which do not need to be communicated again.

(1) $|\Gamma^-(t)| = 1$. In this case, in order to pay no communication, we just need to place each replica of t with a replica of its predecessor.

(2) $|\Gamma^-(t)| = 2$. The two predecessor tasks of t are denoted t_1 and t_2 . If replicas of t_1 and t_2 are mapped on the same processor ($\mathcal{P}(t_1^{(z)}) = \mathcal{P}(t_2^{(z')}) = \mathcal{P}$ for some $1 \leq z, z' \leq \varepsilon + 1$), then there is no need for any additional communication. Other replicas of t_1 and t_2 which does not satisfy the previous property are thus mapped onto singleton processors. We perform the *one-to-one mapping* algorithm to allocate the corresponding other replicas of t . For each replica, at most one communication is added.

(3) $|\Gamma^-(t)| = 3$. Here we consider the number of replicas allocated to processor \mathcal{P}_u , denoted as η_u .

- We place a replica on each processor with $\eta_u = 3$, thus no communication need to be paid for
- Consider a processor with $\eta_u = 2$. When allocating a replica of t on such a processor \mathcal{P}_u , we need to receive data from the third predecessor allocated to $\mathcal{P}_v \neq \mathcal{P}_u$. \mathcal{P}_v may be either a singleton processor ($\eta_v = 1$) or it may handle two predecessors ($\eta_v = 2$).
 - if $\eta_v = 1$, then we need only one communication for mapping the replica of t . In this case \mathcal{P}_v communicates only to \mathcal{P}_u .
 - if $\eta_v = 2$, then we may need to add extra communications. For the first $\lceil \frac{\varepsilon+1}{2} \rceil$ replicas of t , we add only one communication per replica, and lock processors accordingly. But for the remaining set $\lfloor \frac{\varepsilon+1}{2} \rfloor$ of replicas, we will have to generate $\varepsilon + 1$ communications for each of these replicas. Overall, the number of communications is at most

$$\left\lceil \frac{\varepsilon + 1}{2} \right\rceil + (\varepsilon + 1) \left\lfloor \frac{\varepsilon + 1}{2} \right\rfloor$$

Let $X = \lceil \frac{\varepsilon+1}{2} \rceil + (\varepsilon + 1) \lfloor \frac{\varepsilon+1}{2} \rfloor$. Let $Y = \varepsilon \left\lceil \frac{(\varepsilon+2)}{2} \right\rceil + 1$. If $\varepsilon = 2k$ is even, then $X = 2k^2 + k + 1 \leq 2k^2 + 2k + 1 = Y$. If $\varepsilon = 2k + 1$ is odd, then $X = 2k^2 + 2k + 1 \leq 2k^2 + 3k + 1 = Y$. In all cases $X \leq Y$, hence the number of communications is at most Y .

- Now, all remaining processors have at most one replica ($\eta = 1$). Thus task t needs its data from two other replicas. So we have to take at most two communications for each replicas mapped. Thus for the mapping of $\varepsilon + 1$ replicas, we will have at most a number of communications equal to $2(\varepsilon + 1)$. Note that $2(\varepsilon + 1) \leq Y + 1 = \varepsilon \left\lceil \frac{(\varepsilon + 2)}{2} \right\rceil + 2$ for all ε , hence the result. □

General graphs

Proposition 3.2 *For general graphs, the number of messages generated by Iso-Level CAFT is at most*

$$e \left(\varepsilon \left\lceil \frac{(\varepsilon + 2)}{2} \right\rceil + 1 \right)$$

Proof: At each step when scheduling current task t :

(i) For the first $\left\lceil \frac{\varepsilon + 1}{2} \right\rceil$ replicas, we generate at most $\sum_{u=1}^{\left\lceil \frac{\varepsilon + 1}{2} \right\rceil} (|\Gamma^-(t)| - \eta_u)$ communications (recall that η_u is the number of replicas already assigned to P_u , hence which do not need to be communicated again). Altogether, we have at most $\left\lceil \frac{(\varepsilon + 1)}{2} \right\rceil |\Gamma^-(t)|$ communications for these replicas.

(ii) We still have to map the remaining $\left\lfloor \frac{\varepsilon + 1}{2} \right\rfloor$ of t replicas. In the worst case, each replica placed will generate $\varepsilon + 1$ communications (this is because processors may be locked in this case). Thus for this remaining set of replicas, the number of communications is at most

$$(\varepsilon + 1) \sum_{u=\left\lfloor \frac{(\varepsilon + 1)}{2} \right\rfloor + 1}^{\varepsilon + 1} (|\Gamma^-(t)| - \eta_u) \leq (\varepsilon + 1) \left\lfloor \frac{\varepsilon + 1}{2} \right\rfloor |\Gamma^-(t)|$$

From (i) and (ii), we have a total number of communications of $|\Gamma^-(t)|X$, where $X = \left\lceil \frac{\varepsilon + 1}{2} \right\rceil + (\varepsilon + 1) \left\lfloor \frac{\varepsilon + 1}{2} \right\rfloor$. As in the proof of Proposition 3.1, we know that $X \leq Y$, where $Y = \varepsilon \left\lceil \frac{(\varepsilon + 2)}{2} \right\rceil + 1$. Hence the number of communications is at most Y .

Thus, summing up for all the v tasks in G , the total number of messages is at most

$$\sum_{u=1}^v |\Gamma^-(t)| \left(\varepsilon \left\lceil \frac{(\varepsilon + 2)}{2} \right\rceil + 1 \right) = e \left(\varepsilon \left\lceil \frac{(\varepsilon + 2)}{2} \right\rceil + 1 \right)$$

□

The following last proposition deals with disjoint and complementary replica sets. In fact, the number of communications can be drastically reduced in such a case:

Proposition 3.3 *For general graphs, if at each step when scheduling a task t , we can determine replica sets \mathcal{D}_u that are both disjoint ($\mathcal{D}_u \cap \mathcal{D}_{u'} = \emptyset$ if $u \neq u'$) and complementary ($\sum_{u=1}^m |\mathcal{D}_u| = |\Gamma^-(t)|$, or in other words $\cup_{1 \leq u \leq m} \mathcal{D}_u$ contains a replica of each predecessor of t), then the number of messages is at most $e(\varepsilon + 1)$.*

Proof: We map a replica on \mathcal{D}_u and add communications from all complementary sets, which generates at most $|\Gamma^-(t)| - |\mathcal{D}_u| = |\cup_{1 \leq u' \leq m, u' \neq u} \mathcal{D}_{u'}| \leq |\Gamma^-(t)|$.

Thus, for the mapping of $\varepsilon + 1$ replicas, and summing up for the set V of tasks in G , the total number of messages is at most $\sum_{t \in V} |\Gamma^-(t)|(\varepsilon + 1) = e(\varepsilon + 1)$. \square

Fig. 4 illustrates, for the mapping of the first replica $t^{(1)}$ we have $|\Gamma^-(t)| - |\mathcal{D}_1| = 5 - 3 = 2 = |\mathcal{D}_3|$. In addition, both \mathcal{D}_1 and \mathcal{D}_3 are mutually complementary/disjoints and they form a complete instance of all predecessors. Also, for the mapping of the second replica $t^{(2)}$, we have $|\Gamma^-(t)| - |\mathcal{D}_2| = 5 - 2 = 3 = |\mathcal{D}_4 \cup \mathcal{D}_5|$. Similarly, the condition of complementarity/disjunction of the sets \mathcal{D}_2 , \mathcal{D}_4 and \mathcal{D}_5 holds.

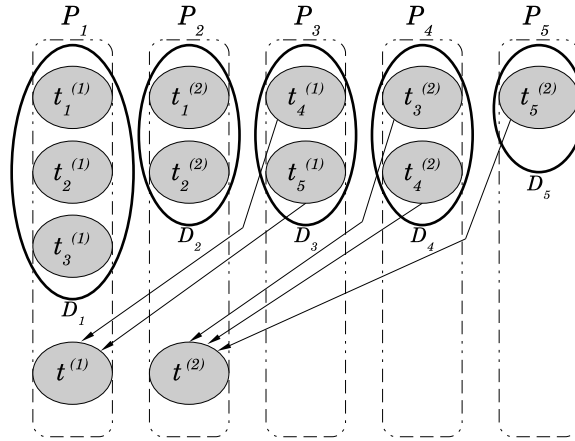


Figure 4: Complementary/disjoint sets of replicas

4 Experimental results

We assess the practical significance and usefulness of the Iso-Level CAFT algorithm through simulation studies. We compare the performance of Iso-Level CAFT with its initial version CAFT algorithm. We use randomly generated graphs, whose parameters are consistent with those used in the literature [3]. We characterize these random graphs with three parameters: (i) the number of tasks, chosen uniformly from the range [80, 120]; (ii) the number of incoming/outgoing edges per task, which is set in [1, 3]; and (iii) the granularity of the task graph $g(G)$. We consider two types of graphs, with a granularity (a) in [0.2, 2.0] and increments of 0.2, and (b) in [1, 10] and increments of 1. Two types of platforms are considered, first with 10 processors and $\varepsilon = 1$ or $\varepsilon = 3$, and then with 20 processors and $\varepsilon = 5$. To account for communication heterogeneity in the system, the unit message delay of the links and the message volume between two tasks are chosen uniformly from the ranges [0.5, 1] and [50, 150] respectively. Each point in the figures represents the mean of executions on 60 random graphs. The metrics which characterize the performance of the algorithms are the latency and the overhead due to the active replication scheme. The fault free schedule is defined as the schedule generated without replication, assuming that the system is completely safe. Recall that the upper bounds of the schedules are computed as explained in [2]. Each algorithm is evaluated in terms of achieved latency and fault tolerance overhead

$$\frac{\text{CAFT}^0 | \text{Iso-Level CAFT}^0 | \text{CAFT}^c | \text{Iso-Level CAFT}^c - \text{Iso-Level CAFT}^*}{\text{Iso-Level CAFT}^*}$$

, where the superscripts *, c and 0 respectively denote the latency achieved by the fault free schedule, the latency achieved by the schedule when processors effectively fail (crash) and the latency achieved with 0 crash. We have also compared the behavior of each algorithm when processors crash down by computing the real execution time for a given schedule rather than just bounds (upper bound and latency with 0 crash).

Comparing the results of Iso-Level CAFT to the results of CAFT, we observe in Fig. 5 and 6 that Iso-Level CAFT gives the best performance. It always improves the latency significantly in all figures. This is because the Iso-Level CAFT algorithm tries incrementally to ensure a certain degree of load balancing for processors by scheduling a chunk of ready tasks before considering their corresponding replicas. This better load balancing also decreases communications between tasks. Consequently, this leads to minimize the final latency of the schedule. Similarly, Iso-Level CAFT achieves much better results than CAFT when considering larger platforms, as shown in Fig. 7.

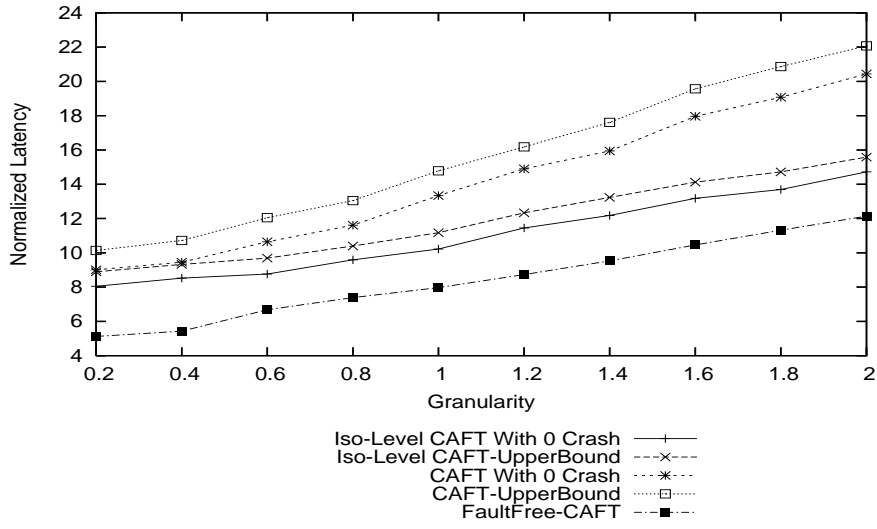
We also find in Fig. 8, 9 and 10 that the performance difference between CAFT and Iso-Level CAFT increases when the granularity increases. This interesting result comes from the fact that larger granularity indicates that we are dealing with intensive computations applications in heterogeneous platforms. Thus, in order to reduce the latency for such applications, it is important to better parallelize the application. That is why we changed the backbone of CAFT to perfectly balance the load of processors at each step of the scheduling process.

Finally, we readily observe from all figures that we deal with two conflicting objectives. Indeed, the fault tolerance overhead increases together with the number of supported failures. We also see that latency increases together with granularity, as expected. In addition, it is interesting to note that when the number of failures increases, there is not really much difference in the increase of the latency achieved by CAFT and Iso-Level CAFT, compared to the schedule length generated with 0 crash. This is explained by the fact that the increase in the schedule length is already absorbed by the replication done previously, in order to resist to eventual failures.

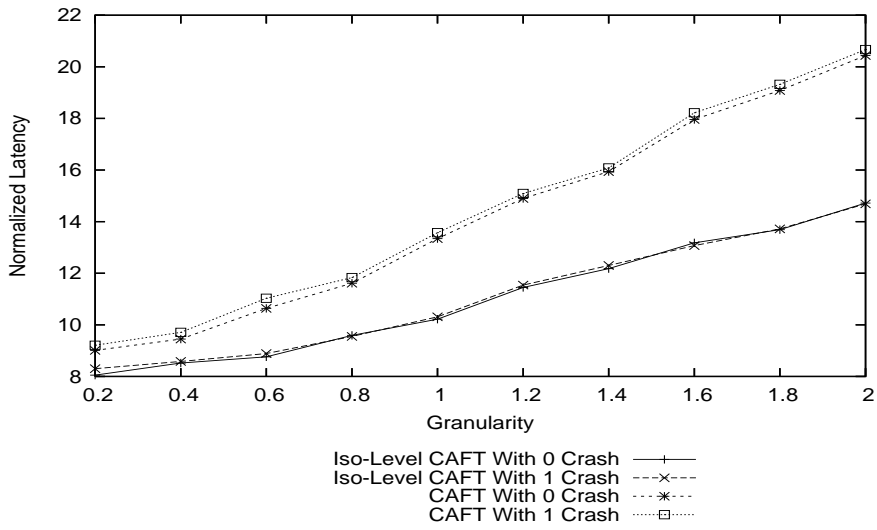
5 Conclusion

In this paper, an efficient fault-tolerant scheduling algorithm (Iso-Level CAFT) for heterogeneous systems is studied and analysed. Iso-Level CAFT is based on an active replication scheme, and is able to drastically reduce the communication overhead induced by task replication, which turns out a key factor in improving performance when dealing with realistic, communication contention aware, platform models. The design of Iso-Level CAFT is motivated by (i) the search for a better load-balance and (ii) the generation of fewer communications. These goals are achieved by scheduling a chunk of ready tasks simultaneously, which enables for a global view of the potential communications. To assess the performance of Iso-Level CAFT, simulation studies were conducted to compare it with CAFT, which seems to be its main direct competitor from the literature. We have shown that Iso-Level CAFT is very efficient both in terms of computational complexity and quality of the resulting schedule.

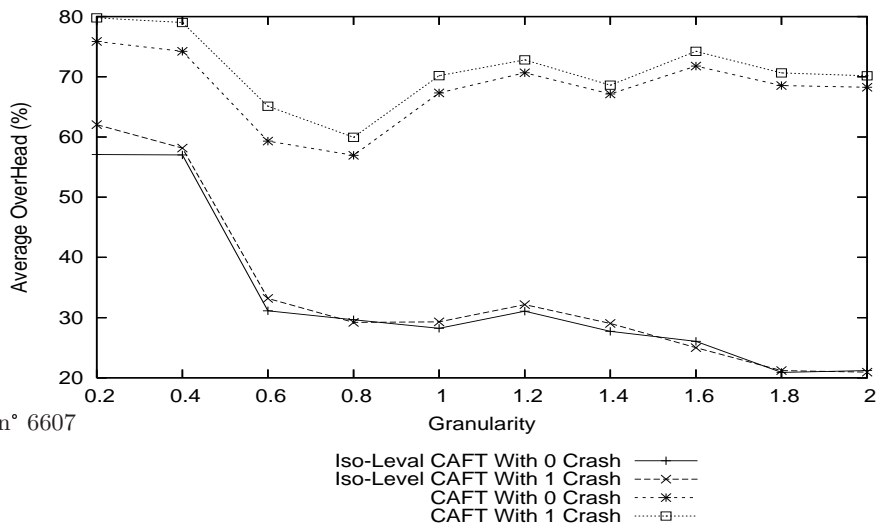
An extension of Iso-Level CAFT would be to extend it to the context of pipelined workflows made up of collections of identical task graphs (rather than dealing with a single graph as in this paper). We would then need to solve a challenging tri-criteria optimization problem (latency, throughput and fault-tolerance).



(a)



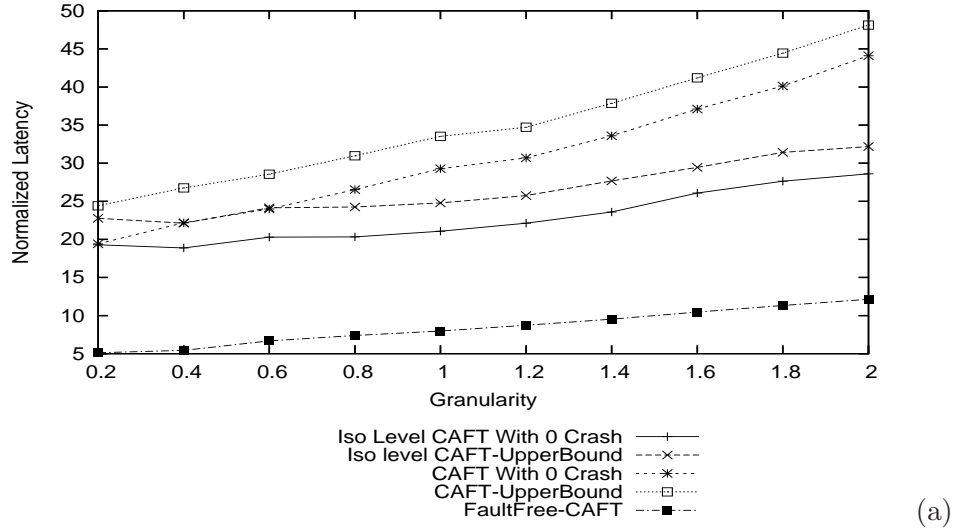
(b)



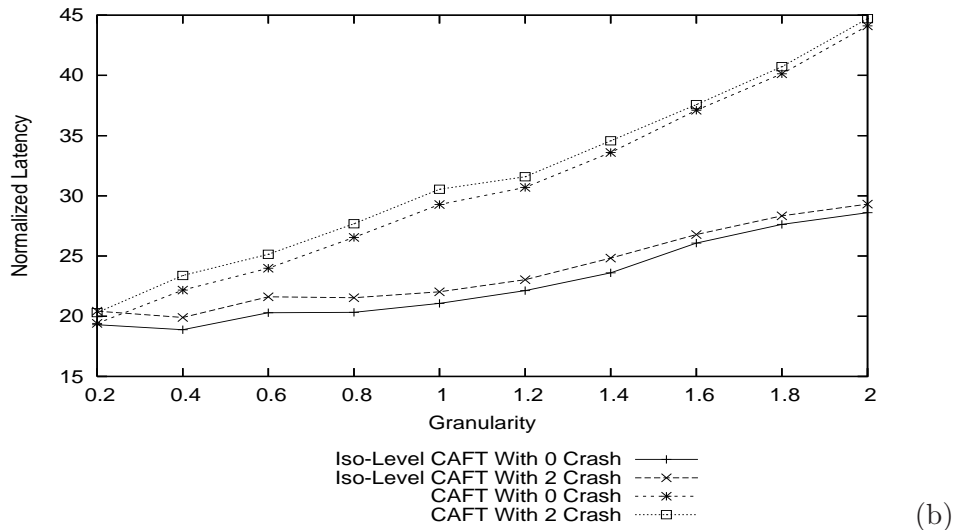
(c)

RR n° 6607

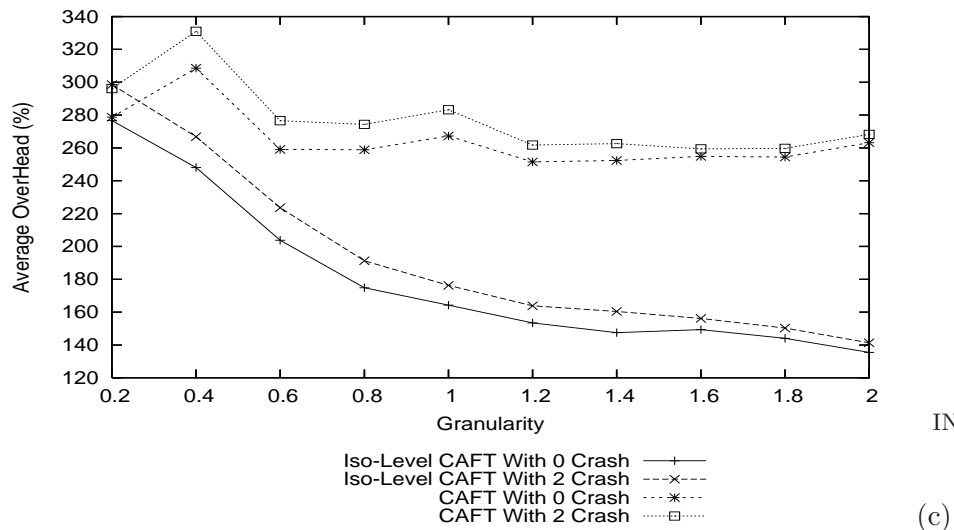
Figure 5: Average normalized latency and overhead comparison between Iso-Level-CAFT and CAFT (Bound and Crash cases, $\epsilon = 1$)



(a)

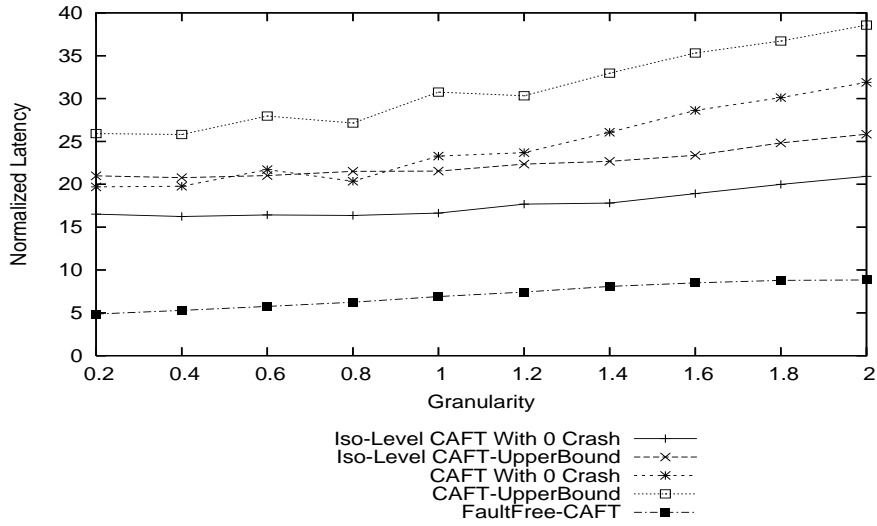


(b)

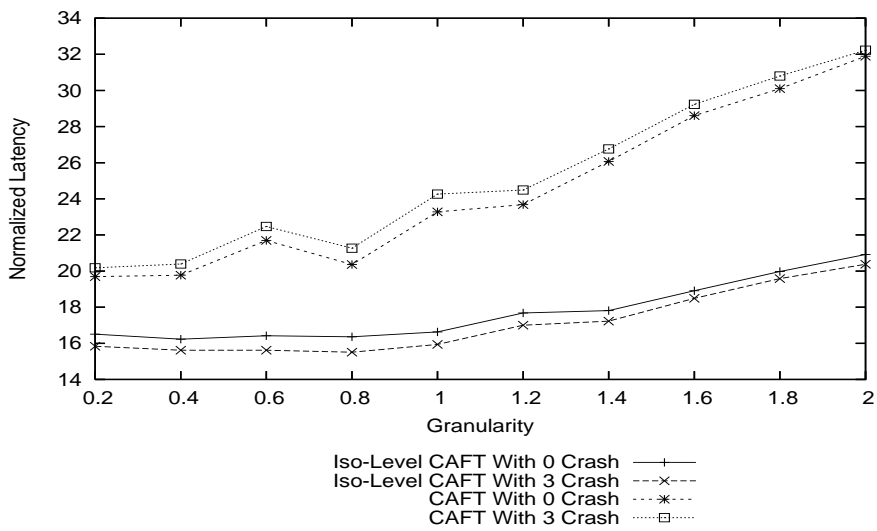


(c)

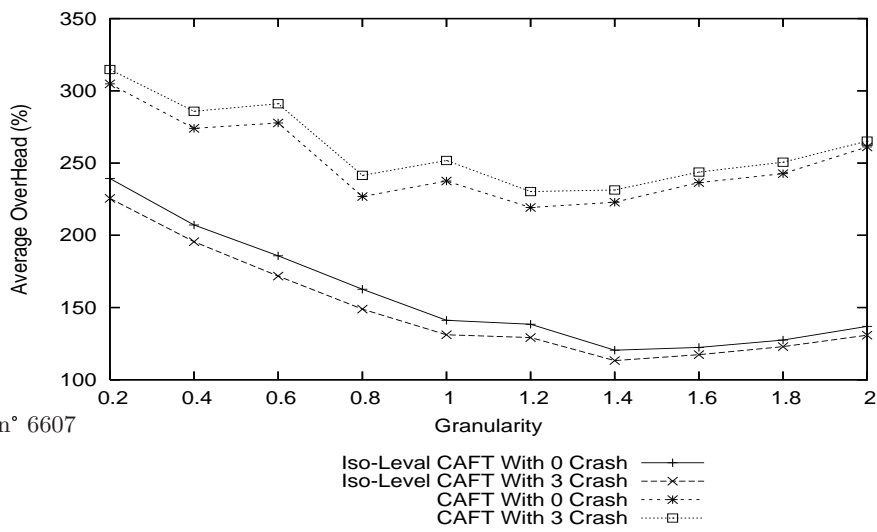
Figure 6: Average normalized latency and overhead comparison between Iso-Level-CAFT and CAFT (Bound and Crash cases, $\varepsilon = 3$)



(a)



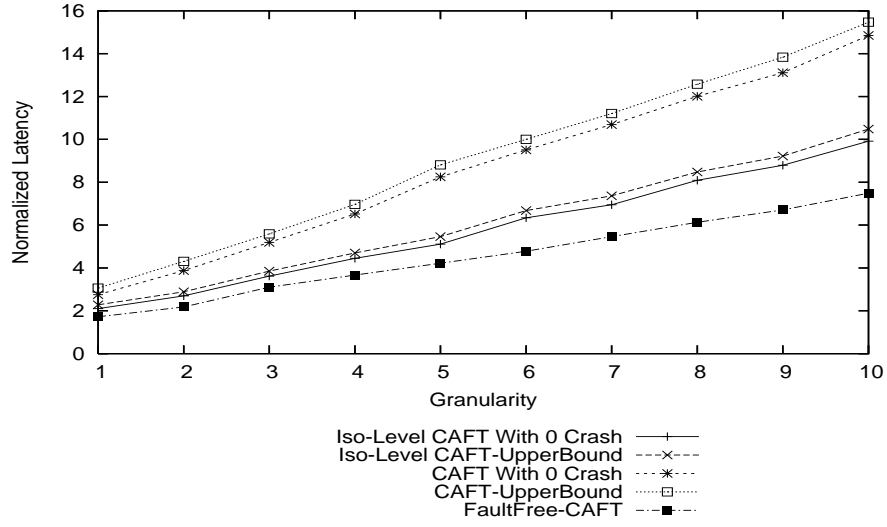
(b)



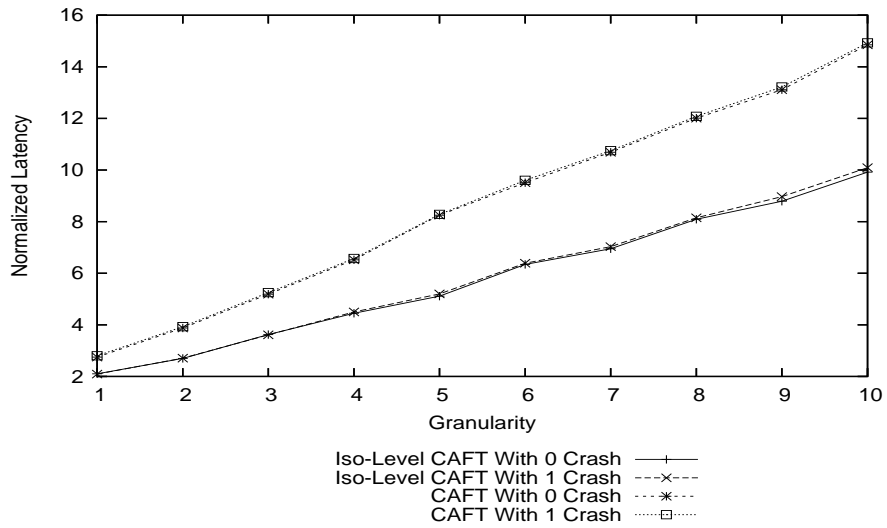
(c)

RR n° 6607

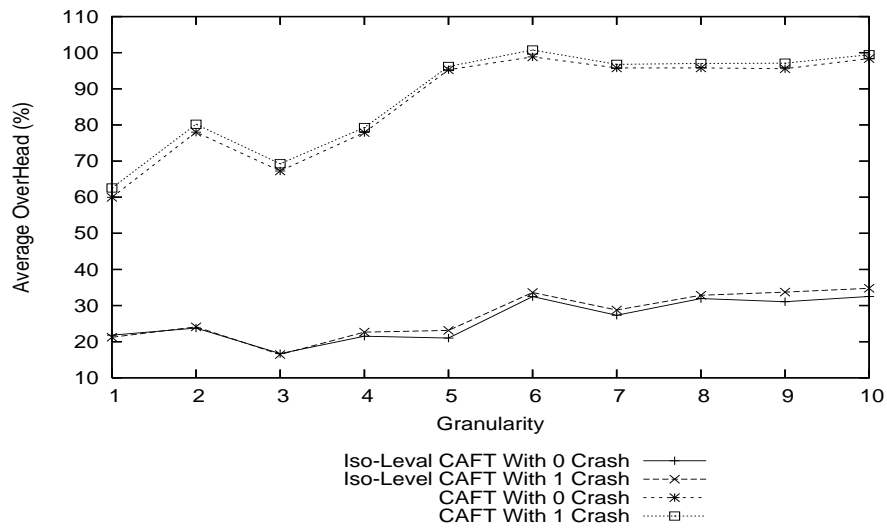
Figure 7: Average normalized latency and overhead comparison between Iso-Level-CAFT and CAFT (Bound and Crash cases, $\epsilon = 5$)



(a)



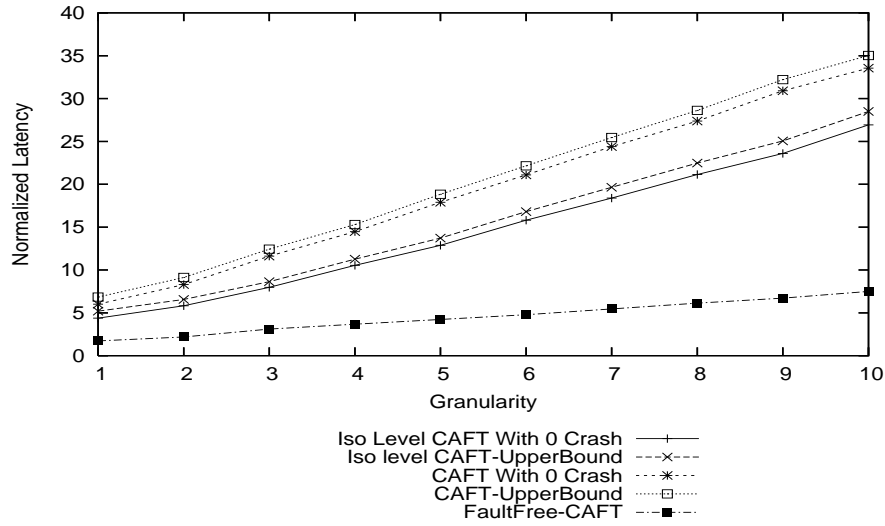
(b)



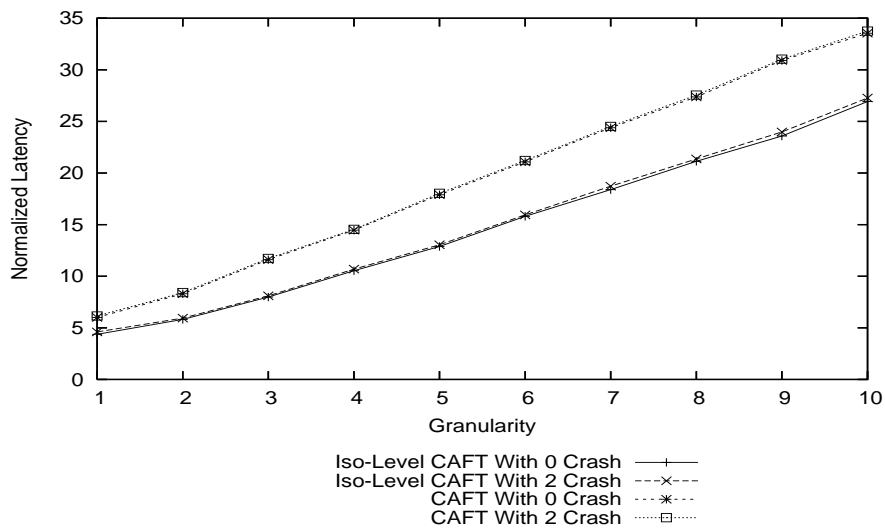
(c)

INRIA

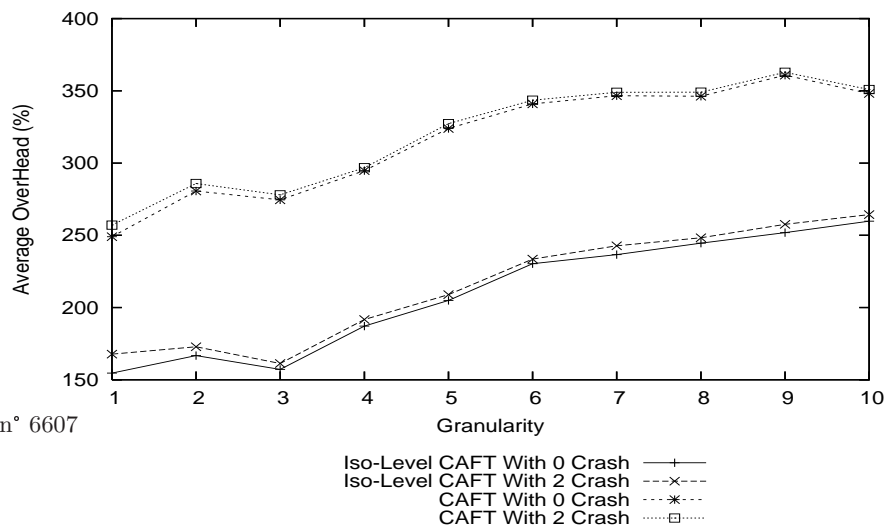
Figure 8: Average normalized latency and overhead comparison between Iso-Level-CAFT and CAFT (Bound and Crash cases, $\varepsilon = 1$)



(a)



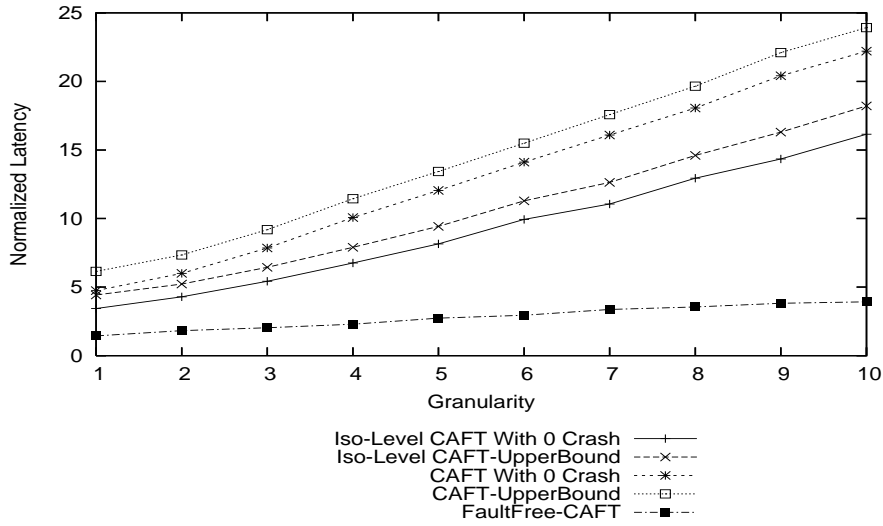
(b)



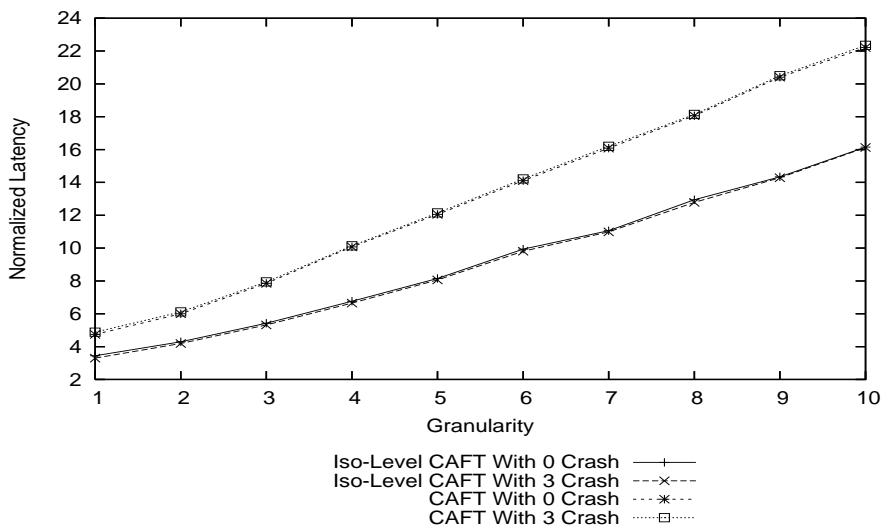
(c)

RR n° 6607

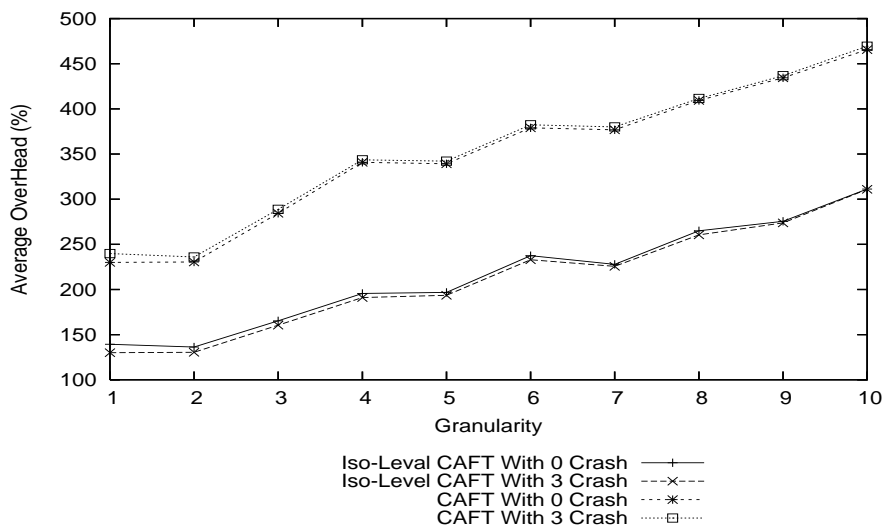
Figure 9: Average normalized latency and overhead comparison between Iso-Level-CAFT and CAFT (Bound and Crash cases, $\epsilon = 3$)



(a)



(b)



(c)

Figure 10: Average normalized latency and overhead comparison between Iso-Level-CAFT and CAFT (Bound and Crash cases, $\epsilon = 5$)

References

- [1] O. Beaumont, V. Boudet, and Y. Robert. A realistic model and an efficient heuristic for scheduling with heterogeneous processors. In *Proc. 11th Heterogeneous Computing Workshop*, 2002.
- [2] Anne Benoit, Mourad Hakem, and Yves Robert. Fault Tolerant Scheduling of Precedence Task Graphs on Heterogeneous Platforms. Research Report 2008-03, LIP, ENS Lyon, France, January 2008. Available at graal.ens-lyon.fr/~abenoit/.
- [3] Anne Benoit, Mourad Hakem, and Yves Robert. Realistic Models and Efficient Algorithms for Fault Tolerant Scheduling on Heterogeneous Platforms. Research Report 2008-09, LIP, ENS Lyon, France, February 2008. Available at graal.ens-lyon.fr/~abenoit/.
- [4] O. Sinnen and L. Sousa. Communication contention in task scheduling. *IEEE Transactions on Parallel and Distributed Systems*, 16(6):503–515, 2005.



Unité de recherche INRIA Rhône-Alpes
655, avenue de l'Europe - 38334 Montbonnot Saint-Ismier (France)

Unité de recherche INRIA Futurs : Parc Club Orsay Université - ZAC des Vignes
4, rue Jacques Monod - 91893 ORSAY Cedex (France)

Unité de recherche INRIA Lorraine : LORIA, Technopôle de Nancy-Brabois - Campus scientifique
615, rue du Jardin Botanique - BP 101 - 54602 Villers-lès-Nancy Cedex (France)

Unité de recherche INRIA Rennes : IRISA, Campus universitaire de Beaulieu - 35042 Rennes Cedex (France)

Unité de recherche INRIA Rocquencourt : Domaine de Voluceau - Rocquencourt - BP 105 - 78153 Le Chesnay Cedex (France)

Unité de recherche INRIA Sophia Antipolis : 2004, route des Lucioles - BP 93 - 06902 Sophia Antipolis Cedex (France)

Éditeur
INRIA - Domaine de Voluceau - Rocquencourt, BP 105 - 78153 Le Chesnay Cedex (France)

<http://www.inria.fr>

ISSN 0249-6399