



HAL
open science

Efficient Static Analysis of XML Paths and Types

Pierre Genevès, Nabil Layaïda, Alan Schmitt

► **To cite this version:**

Pierre Genevès, Nabil Layaïda, Alan Schmitt. Efficient Static Analysis of XML Paths and Types. [Research Report] 2008. inria-00305302v2

HAL Id: inria-00305302

<https://inria.hal.science/inria-00305302v2>

Submitted on 23 Jul 2008 (v2), last revised 24 Jul 2008 (v3)

HAL is a multi-disciplinary open access archive for the deposit and dissemination of scientific research documents, whether they are published or not. The documents may come from teaching and research institutions in France or abroad, or from public or private research centers.

L'archive ouverte pluridisciplinaire **HAL**, est destinée au dépôt et à la diffusion de documents scientifiques de niveau recherche, publiés ou non, émanant des établissements d'enseignement et de recherche français ou étrangers, des laboratoires publics ou privés.



INSTITUT NATIONAL DE RECHERCHE EN INFORMATIQUE ET EN AUTOMATIQUE

Efficient Static Analysis of XML Paths and Types

Pierre Genevès — Nabil Layaïda — Alan Schmitt

N° 6590

Juillet 2008

Thèmes COM et SYM



*R*apport
de recherche

Efficient Static Analysis of XML Paths and Types

Pierre Genevès*, Nabil Layaïda , Alan Schmitt

Thèmes COM et SYM — Systèmes communicants et Systèmes symboliques
Équipes-Projets Wam et Sardes

Rapport de recherche n° 6590 — Juillet 2008 — 41 pages

Abstract: We present an algorithm to solve XPath decision problems under regular tree type constraints and show its use to statically type-check XPath queries. To this end, we prove the decidability of a logic with converse for finite ordered trees whose time complexity is a simple exponential of the size of a formula. The logic corresponds to the alternation free modal μ -calculus without greatest fixpoint, restricted to finite trees, and where formulas are cycle-free.

Our proof method is based on two auxiliary results. First, XML regular tree types and XPath expressions have a linear translation to cycle-free formulas. Second, the least and greatest fixpoints are equivalent for finite trees, hence the logic is closed under negation.

Building on these results, we describe a practical, effective system for solving the satisfiability of a formula. The system has been experimented with some decision problems such as XPath emptiness, containment, overlap, and coverage, with or without type constraints. The benefit of the approach is that our system can be effectively used in static analyzers for programming languages manipulating both XPath expressions and XML type annotations (as input and output types).

Key-words: Mu-calculus, satisfiability, trees, XPath, queries, XML, types, regular tree grammars

An extended abstract of this work was presented at the ACM Conference on Programming Language Design and Implementation (PLDI), 2007. Extensions included in this article notably comprise proof sketches, crucial implementation techniques for building a satisfiability-testing algorithm which performs well in practice, a detailed description of the algorithm, and formal discussions about cycle-free formulas.

* CNRS – Laboratoire d’Informatique de Grenoble

Analyse statique efficace de chemins et de types XML

Résumé : Pas de résumé

Mots-clés : Mu-calcul, satisfaisabilité, arbres, XPath, requêtes, XML, types, grammaires d'arbres régulières

1 Introduction

This work is motivated by the need of efficient type checkers for XML-based programming languages where XML types and XPath queries are used as first class language constructs. In such settings, XPath decision problems in the presence of XML types such as DTDs or XML Schemas arise naturally. Examples of such decision problems include emptiness test (whether an expression ever selects nodes), containment (whether the results of an expression are always included in the results of another one), overlap (whether two expressions select common nodes), and coverage (whether nodes selected by an expression are always contained in the union of the results selected by several other expressions).

XPath decision problems are not trivial in that they need to be checked on a possibly infinite quantification over a set of trees. Another difficulty arises from the combination of upward and downward navigation on trees with recursion [45].

The most basic decision problem for XPath is the emptiness test of an expression [3]. This test is important for optimization of host languages implementations: for instance, if one can decide at compile time that a query result is empty then subsequent bound computations can be ignored. Another basic decision problem is the XPath equivalence problem: whether or not two queries always return the same result. It is important for reformulation and optimization of an expression [21], which aim at enforcing operational properties while preserving semantic equivalence [31]. The most essential problem for type-checking is XPath containment. It is required for the control-flow analysis of XSLT [35], for checking integrity constraints [13], and for XML security [14].

The complexity of XPath decision problems heavily depends on the language features. Previous works [41, 3] showed that including general comparisons of data values from an infinite domain may lead to undecidability. Therefore, we focus on a XPath fragment which covers all features except counting [9] and data values.

In our approach to solve XPath decision problems, two issues need to be addressed. First, we identify the most appropriate logic with sufficient expressiveness to capture both regular tree types and our XPath fragment. Second, we solve efficiently the satisfiability problem which allows to test if a given formula of the logic admits a satisfying finite tree.

The essence of our results lives in a sub-logic of the alternation free modal μ -calculus (AFMC) with converse, some syntactic restrictions on formulas, without greatest fixpoint, and whose models are finite trees. We prove that XPath expressions and regular tree type formulas conform to these syntactic restrictions. Boolean closure is the key property for solving the containment (a logical implication). In order to obtain closure under negation, we prove that the least and greatest fixpoint operators collapse in a single fixpoint operator. Surprisingly, the translations of XML regular tree types and a large XPath fragment does not increase complexity since they are linear in the size of the corresponding formulas in the logic. The combination of these ingredients lead to our main result: a satisfiability algorithm for a logic for finite trees whose time complexity is a simple exponential of the size of a formula.

The decision procedure has been implemented in a system for solving XML decision problems such as XPath emptiness, containment, overlap, and coverage, with or without XML type constraints. The system can be used as a component

of static analyzers for programming languages manipulating XPath expressions and XML type annotations for both input and output.

2 Outline

The paper is organized as follows. We first present our data model, trees with focus, and our logic in §3 and §4. We next present XPath and its translation in our logic in §5. Our satisfiability algorithm is introduced and proven correct in §6, and a few details of the implementation are discussed in §7. Applications for type checking and some experimental results are described in §8. We study related work in §9 and conclude in §10.

3 Trees with Focus

In order to represent XML trees that are easy to navigate, we use *focused trees*, inspired by Huet’s Zipper data structure [26]. Focused trees not only describe a tree but also its context: its previous siblings and its parent, including its parent context recursively. Exploring such a structure has the advantage to preserve all information, which is quite useful when considering languages such as XPath that allow forward and backward axes of navigation.

Formally, we assume an alphabet Σ of labels, ranged over by σ .

t	::=	$\sigma[tl]$	tree
tl	::=	ϵ	list of trees
		$t :: tl$	empty list
			cons cell
c	::=		context
		(tl, Top, tl)	root of the tree
		$(tl, c[\sigma], tl)$	context node
f	::=	(t, c)	focused tree

A focused tree (t, c) is a pair consisting of a tree t and its context c . The context $(tl, c[\sigma], tl)$ comprises three components: a list of trees at the left of the current tree in reverse order (the first element of the list is the tree immediately to the left of the current tree), the context above the tree, and a list of trees at the right of the current tree. The context above the tree may be Top if the current tree is at the root, otherwise it is of the form $c[\sigma]$ where σ is the label of the enclosing element and c is the context in which the enclosing element occurs.

In order to deal with decision problems such as containment, we need to represent in a focused tree the place where the evaluation of a request was started. To this end, we use a *start mark*, often simply called “mark” in the following. We thus consider focused trees where a single tree or a single context node is marked, as in $\sigma^{\circ}[tl]$ or $(tl, c[\sigma^{\circ}], tl)$. When the presence of the mark is unknown, we write it as $\sigma^{\circ}[tl]$. We write \mathcal{F} for the set of finite focused trees containing a single mark. The *name* of a focused tree is defined as $\text{nm}(\sigma^{\circ}[tl], c) = \sigma$.

We now describe how to navigate focused trees, in binary style. There are four directions, or *modalities*, that can be followed: for a focused tree f , $f \langle 1 \rangle$

$\mathcal{L}_\mu \ni \varphi, \psi ::=$	\top $\sigma \mid \neg\sigma$ $\textcircled{S} \mid \neg\textcircled{S}$ X $\varphi \vee \psi$ $\varphi \wedge \psi$ $\langle a \rangle \varphi \mid \neg \langle a \rangle \top$ $\mu \overline{X}_i = \varphi_i \text{ in } \psi$ $\nu \overline{X}_i = \varphi_i \text{ in } \psi$	formula true atomic prop (negated) start prop (negated) variable disjunction conjunction existential (negated) least n-ary fixpoint greatest n-ary fixpoint
---	---	--

Figure 1: Logic formulas

changes the focus to the children of the current tree, $f \langle 2 \rangle$ changes the focus to the next sibling of the current tree, $f \langle \overline{1} \rangle$ changes the focus to the parent of the tree *if the current tree is a leftmost sibling*, and $f \langle \overline{2} \rangle$ changes the focus to the previous sibling.

Formally, we have:

$$\begin{aligned}
 (\sigma^\circ[t :: tl], c) \langle 1 \rangle &\stackrel{\text{def}}{=} (t, (\epsilon, c[\sigma^\circ], tl)) \\
 (t, (tl_l, c[\sigma^\circ], t' :: tl_r)) \langle 2 \rangle &\stackrel{\text{def}}{=} (t', (t :: tl_l, c[\sigma^\circ], tl_r)) \\
 (t, (\epsilon, c[\sigma^\circ], tl)) \langle \overline{1} \rangle &\stackrel{\text{def}}{=} (\sigma^\circ[t :: tl], c) \\
 (t', (t :: tl_l, c[\sigma^\circ], tl_r)) \langle \overline{2} \rangle &\stackrel{\text{def}}{=} (t, (tl_l, c[\sigma^\circ], t' :: tl_r))
 \end{aligned}$$

When the focused tree does not have the required shape, these operations are not defined.

4 The Logic

We introduce in this section the logic to which we translate XPath expressions and XML regular tree types. This logic is a sub-logic of the alternation free modal μ -calculus with converse. We also introduce a restriction on the formulas we consider and give an interpretation of formulas as sets of finite focused trees. We finally show that the logic has a single fixpoint for these models and that it is closed under negation.

In the following, we use an overline bar to denote tuples. For instance, we write $\overline{X}_i = \varphi_i$ for $(X_1 = \varphi_1; X_2 = \varphi_2; \dots; X_n = \varphi_n)$. Tuples of variables, such as \overline{X}_i , are often identified to sets.

In the following definitions, $a \in \{1, 2, \overline{1}, \overline{2}\}$ are *programs* and atomic propositions σ correspond to labels from Σ . We also assume that $\overline{\overline{a}} = a$. Formulas defined in Figure 1 include the truth predicate, atomic propositions (denoting the name of the tree in focus), start propositions (denoting the presence of the start mark), disjunction and conjunction of formulas, formulas under an existential (denoting the existence a subtree satisfying the sub-formula), and least and greatest n-ary fixpoints. We chose to include a n-ary version of fixpoints because regular types are often defined as a set of mutually recursive definitions, making their translation in our logic more direct and succinct. In the following we write “ $\mu X.\varphi$ ” for “ $\mu \overline{X} = \varphi \text{ in } \varphi$ ”.

$$\begin{array}{ll}
\llbracket \top \rrbracket_V \stackrel{\text{def}}{=} \mathcal{F} & \llbracket \sigma \rrbracket_V \stackrel{\text{def}}{=} \{f \mid \mathbf{nm}(f) = \sigma\} \\
\llbracket X \rrbracket_V \stackrel{\text{def}}{=} V(X) & \llbracket \neg \sigma \rrbracket_V \stackrel{\text{def}}{=} \{f \mid \mathbf{nm}(f) \neq \sigma\} \\
\llbracket \varphi \vee \psi \rrbracket_V \stackrel{\text{def}}{=} \llbracket \varphi \rrbracket_V \cup \llbracket \psi \rrbracket_V & \llbracket \textcircled{\sigma} \rrbracket_V \stackrel{\text{def}}{=} \{f \mid f = (\sigma^{\textcircled{\sigma}}[tl], c)\} \\
\llbracket \varphi \wedge \psi \rrbracket_V \stackrel{\text{def}}{=} \llbracket \varphi \rrbracket_V \cap \llbracket \psi \rrbracket_V & \llbracket \neg \textcircled{\sigma} \rrbracket_V \stackrel{\text{def}}{=} \{f \mid f = (\sigma[tl], c)\} \\
\\
\llbracket \langle a \rangle \varphi \rrbracket_V \stackrel{\text{def}}{=} \{f \langle \bar{a} \rangle \mid f \in \llbracket \varphi \rrbracket_V \wedge f \langle \bar{a} \rangle \text{ defined}\} \\
\llbracket \neg \langle a \rangle \top \rrbracket_V \stackrel{\text{def}}{=} \{f \mid f \langle a \rangle \text{ undefined}\} \\
\llbracket \mu \overline{X_i = \varphi_i} \text{ in } \psi \rrbracket_V \stackrel{\text{def}}{=} \text{let } \overline{T_i} = \left(\bigcap \left\{ \overline{T_i \subseteq \mathcal{F}} \mid \llbracket \varphi_i \rrbracket_{V[\overline{T_i/X_i}]} \subseteq T_i \right\} \right)_i \\
\quad \text{in } \llbracket \psi \rrbracket_{V[\overline{T_i/X_i}]} \\
\llbracket \nu \overline{X_i = \varphi_i} \text{ in } \psi \rrbracket_V \stackrel{\text{def}}{=} \text{let } \overline{T_i} = \left(\bigcup \left\{ \overline{T_i \subseteq \mathcal{F}} \mid T_i \subseteq \llbracket \varphi_i \rrbracket_{V[\overline{T_i/X_i}]} \right\} \right)_i \\
\quad \text{in } \llbracket \psi \rrbracket_{V[\overline{T_i/X_i}]}
\end{array}$$

Figure 2: Interpretation of formulas

We define in Figure 2 an interpretation of our formulas as subsets of \mathcal{F} , the set of finite focused trees with a single start mark. The interpretation of the n-ary fixpoints first compute the smallest or largest interpretation for each φ_i , bind the resulting sets T_i to the variables X_i , then returns the interpretation of ψ .

To illustrate the interpretation of fixpoints, consider the two following formulas $\varphi = \mu X. \langle 1 \rangle X \vee \langle \bar{1} \rangle X$ and $\psi = \nu X. \langle 1 \rangle X \vee \langle \bar{1} \rangle X$, which respectively expand to $\mu \overline{X} = \langle 1 \rangle X \vee \langle \bar{1} \rangle X$ in $\langle 1 \rangle X \vee \langle \bar{1} \rangle X$ and $\nu \overline{X} = \langle 1 \rangle X \vee \langle \bar{1} \rangle X$ in $\langle 1 \rangle X \vee \langle \bar{1} \rangle X$.

The interpretation of φ is straightforward: associating the empty set to X , we have

$$\llbracket \langle 1 \rangle X \vee \langle \bar{1} \rangle X \rrbracket_{\emptyset/X} \subseteq \emptyset$$

thus $\llbracket \varphi \rrbracket = \emptyset$. Intuitively, there is no base case in the formula, hence the smallest fixpoint is the empty one.

The interpretation of ψ is more complex: it is the set of every focused tree with at least two nodes, one being the parent of the other. We now show that the interpretation of ψ includes the focused tree $f_1 = (a[b[\epsilon]], T)$, where T is the top-level context $(\epsilon, \text{Top}, \epsilon)$. We do not specify the position of the mark as it is not used in the query: it could be anywhere. Let $f_2 = f_1 \langle 1 \rangle$, that is the tree $(b[\epsilon], (\epsilon, T[a], \epsilon))$. We thus have $f_2 \langle \bar{1} \rangle = f_1$. Finally, let V be the mapping $\llbracket \{f_1; f_2\}/X \rrbracket$. We compute as follow:

$$\begin{aligned}
& \llbracket \langle 1 \rangle X \vee \langle \bar{1} \rangle X \rrbracket_V \\
&= \llbracket \langle 1 \rangle X \rrbracket_V \cup \llbracket \langle \bar{1} \rangle X \rrbracket_V \\
&= \{f \langle \bar{1} \rangle \mid f \in \llbracket X \rrbracket_V \wedge f \langle \bar{1} \rangle \text{ defined}\} \cup \{f \langle 1 \rangle \mid f \in \llbracket X \rrbracket_V \wedge f \langle 1 \rangle \text{ defined}\} \\
&= \{f_1\} \cup \{f_2\}
\end{aligned}$$

thus $V(X) \subseteq \llbracket \langle 1 \rangle X \vee \langle \bar{1} \rangle X \rrbracket_V$, hence by definition of the largest fixpoint, we have $f_1 \in \llbracket \psi \rrbracket_\emptyset$.

We now restrict the set of valid formulas to *cycle-free formulas*. To define them, we first need to define the notion of a *path* in a formula. Given a formula φ , the set of its paths $\mathcal{P}(\varphi)$ is the set of sequential chains of modalities contained in the formula. We write ϵ for the empty path.

$$\begin{aligned} \mathcal{P}(\langle a \rangle \varphi) &= \{ \langle a \rangle p \mid p \in \mathcal{P}(\varphi) \} \\ \mathcal{P}(\varphi \vee \psi) &= \mathcal{P}(\varphi) \cup \mathcal{P}(\psi) \\ \mathcal{P}(\varphi \wedge \psi) &= \mathcal{P}(\varphi) \cup \mathcal{P}(\psi) \\ \mathcal{P}(\varphi) &= \epsilon \quad \text{otherwise} \end{aligned}$$

A *modality cycle* in a path is a sub-sequence of the form $\langle a \rangle \langle \bar{a} \rangle$. We define *cycle-free formulas* as formulas that have a bound on the number of modality cycles in every path, independently of the number of unfolding of their fixpoints. For instance, the formula “ $\mu X = \langle 1 \rangle (\top \vee \langle \bar{1} \rangle X)$ in X ” is not cycle free: for any integer n , there is an unfolding of the formula such that a path with n modality cycles exists. Similarly, the formulas φ and ψ above are also not cycle free. On the other hand, the formula “ $\mu X = \langle 1 \rangle (X \vee Y)$, $Y = \langle \bar{1} \rangle (Y \vee \top)$ in X ” is cycle free: there is at most one modality cycle for each path.

Cycle-free formulas have a very interesting property, which we now describe. To test whether a tree satisfies a formula, one may define a straightforward inductive relation between trees and formulas that only holds when the root of the tree satisfies the formula, unfolding fixpoints if necessary. Given a tree, if a formula φ is cycle free, then every node of the tree will be tested a finite number of time against any given subformula of φ . The intuition behind this property, which holds a central role in the proof of lemma 4.2, is the following. If a tree node is tested an infinite number of times against a subformula, then there must be a cycle in the navigation in the tree, corresponding to some modalities occurring in the subformula, between one occurrence of the test and the next one. As we consider trees, the cycle implies there is a modality cycle in the formula (as unbalanced cycles of the form $\langle 1 \rangle \langle 2 \rangle \langle \bar{1} \rangle \langle \bar{2} \rangle$ cannot occur). Hence the number of modality cycles in any expansion of φ is unbounded, thus the formula is not cycle free.

Figure 3 gives an inductive relation that decides whether a formula is cycle free. In the judgement $\Delta \parallel \Gamma \vdash_I^R \varphi$ of Figure 3, Δ is an environment binding some recursion variables to their formulas, Γ binds variables to modalities, R is a set of variables that have already been expanded (see below), and I is a set of variables already checked.

The environment Γ used to derive the judgement consists of bindings from variables (from enclosing fixpoint operators) to modalities. A modality may be $_$ (no information is known about the variable), $\langle a \rangle$ (the last modality taken $\langle a \rangle$ was consistent), or \perp (a cycle has been detected). A formula is not cycle free if an occurrence of a variable under a fixpoint operator is either not under a modality (in this case $\Gamma(X) = _$), or is under a cycle ($\Gamma(X) = \perp$). Cycle detection uses an auxiliary operator to detect modality cycles:

$$\Gamma \triangleleft \langle a \rangle \stackrel{\text{def}}{=} \{ X : (\Gamma(X) \triangleleft \langle a \rangle) \}$$

$$\begin{array}{c}
\frac{\varphi = \top, \sigma, \neg\sigma, \textcircled{\text{S}}, \text{ or } \neg\textcircled{\text{S}}}{\Delta \parallel \Gamma \vdash_I^R \varphi} \qquad \frac{\Delta \parallel \Gamma \vdash_I^R \varphi \quad \Delta \parallel \Gamma \vdash_I^R \psi}{\Delta \parallel \Gamma \vdash_I^R \varphi \vee \psi} \\
\\
\frac{\Delta \parallel \Gamma \vdash_I^R \varphi \quad \Delta \parallel \Gamma \vdash_I^R \psi}{\Delta \parallel \Gamma \vdash_I^R \varphi \wedge \psi} \qquad \frac{}{\Delta \parallel \Gamma \vdash_I^R \neg \langle a \rangle \top} \qquad \frac{\Delta \parallel (\Gamma \triangleleft \langle a \rangle) \vdash_I^R \varphi}{\Delta \parallel \Gamma \vdash_I^R \langle a \rangle \varphi} \\
\\
\frac{\forall X_j \in \overline{X_i}. \left((\Delta + \overline{X_i} : \varphi_i) \parallel (\Gamma + \overline{X_i} : \cdot) \vdash_{I \setminus \overline{X_i}}^{R \setminus \overline{X_i}} \varphi_j \right) \quad \Delta \parallel \Gamma \vdash_{I \cup \overline{X_i}}^{R \setminus \overline{X_i}} \psi}{\Delta \parallel \Gamma \vdash_I^R \mu \overline{X_i} = \varphi_i \text{ in } \psi} \\
\\
\frac{\forall X_j \in \overline{X_i}. \left((\Delta + \overline{X_i} : \varphi_i) \parallel (\Gamma + \overline{X_i} : \cdot) \vdash_{I \setminus \overline{X_i}}^{R \setminus \overline{X_i}} \varphi_j \right) \quad \Delta \parallel \Gamma \vdash_{I \cup \overline{X_i}}^{R \setminus \overline{X_i}} \psi}{\Delta \parallel \Gamma \vdash_I^R \nu \overline{X_i} = \varphi_i \text{ in } \psi} \\
\\
\frac{\text{NOREC} \quad X \in R \quad \Gamma(X) = \langle a \rangle}{\Delta \parallel \Gamma \vdash_I^R X} \qquad \frac{\text{REC} \quad X \notin R \quad \Delta \parallel \Gamma \vdash_I^{R \cup \{X\}} \Delta(X)}{\Delta \parallel \Gamma \vdash_I^R X} \qquad \frac{\text{IGN} \quad X \in I}{\Delta \parallel \Gamma \vdash_I^R X}
\end{array}$$

Figure 3: Cycle-free formulas

where

$\cdot \triangleleft \cdot$	$\langle 1 \rangle$	$\langle 2 \rangle$	$\langle \overline{1} \rangle$	$\langle \overline{2} \rangle$
$-$	$\langle 1 \rangle$	$\langle 2 \rangle$	$\langle \overline{1} \rangle$	$\langle \overline{2} \rangle$
$\langle 1 \rangle$	$\langle 1 \rangle$	$\langle 2 \rangle$	\perp	$\langle \overline{2} \rangle$
$\langle 2 \rangle$	$\langle 1 \rangle$	$\langle 2 \rangle$	$\langle \overline{1} \rangle$	\perp
$\langle \overline{1} \rangle$	\perp	$\langle 2 \rangle$	$\langle \overline{1} \rangle$	$\langle \overline{2} \rangle$
$\langle \overline{2} \rangle$	$\langle 1 \rangle$	\perp	$\langle \overline{1} \rangle$	$\langle \overline{2} \rangle$
\perp	\perp	\perp	\perp	\perp

To check that mutually recursive formulas are cycle-free, we proceed the following way. When a mutually recursive formula is encountered, for instance $\mu \overline{X_i} = \varphi_i \text{ in } \psi$, we check every recursive binding. Because of mutual recursion, we cannot check formulas independently and we need to expand a variable the first time it is encountered (rule REC). However there is no need to expand it a second time (rule NOREC). When checking ψ , as the formula bound to the enclosing recursion have been checked to be cycle free, there is no need to further check these variables (rule IGN). To account for shadowing of variables, we make sure that newly bound recursion variables are removed from I and R when checking a recursion. One may easily prove that if $\Delta \parallel \Gamma \vdash_I^R \varphi$ holds, then $I \cap R = \emptyset$.

This relation decides whether a formula is cycle free because, if it is not, there must be a recursive binding of X_i to φ_i such that $\varphi_i \{ \varphi^i / X_i \} \{ \varphi^j / \overline{X_j} \}$ exhibits a modality cycle above X_i , where the X_j are recursion variables being defined (either in the recursion defining X_i or in an enclosing recursion definition). Cycles are thus detected unfolding every recursive definition once in every formula..

Note that our definition of cycle free formulas is strict: a formula such as $\mu X. \langle 1 \rangle \langle \bar{1} \rangle X$ in \top contains a cycle even though the variable on which the cycle occurs never needs to be expanded.

We are now ready to show a first result: in the finite focused-tree interpretation, the least and greatest fixpoints coincide for cycle-free formulas. To this end, we prove a stronger result that states that a given focused tree is in the interpretation of a formula if it is in the interpretation of a finite unfolding of the formula. In the base case, we use the formula $\sigma \wedge \neg\sigma$ as “false”.

Definition 4.1 (Finite unfolding) *The finite unfolding of a formula φ is the set $\text{unf}(\varphi)$ inductively defined as*

$$\begin{aligned} \text{unf}(\varphi) &\stackrel{\text{def}}{=} \{\varphi\} \text{ for } \varphi = \top, \sigma, \neg\sigma, \textcircled{\sigma}, \neg\textcircled{\sigma}, X, \neg\langle a \rangle \top \\ \text{unf}(\varphi \vee \psi) &\stackrel{\text{def}}{=} \{\varphi' \vee \psi' \mid \varphi' \in \text{unf}(\varphi), \psi' \in \text{unf}(\psi)\} \\ \text{unf}(\varphi \wedge \psi) &\stackrel{\text{def}}{=} \{\varphi' \wedge \psi' \mid \varphi' \in \text{unf}(\varphi), \psi' \in \text{unf}(\psi)\} \\ \text{unf}(\langle a \rangle \varphi) &\stackrel{\text{def}}{=} \{\langle a \rangle \varphi' \mid \varphi' \in \text{unf}(\varphi)\} \\ \text{unf}(\overline{\mu X_i = \varphi_i} \text{ in } \psi) &\stackrel{\text{def}}{=} \text{unf}(\psi\{\overline{\mu X_i = \varphi_i} \text{ in } \varphi_i / X_i\}) \cup \{\sigma \wedge \neg\sigma\} \\ \text{unf}(\overline{\nu X_i = \varphi_i} \text{ in } \psi) &\stackrel{\text{def}}{=} \text{unf}(\psi\{\overline{\nu X_i = \varphi_i} \text{ in } \varphi_i / X_i\}) \cup \{\sigma \wedge \neg\sigma\} \end{aligned}$$

Lemma 4.2 *Let φ a cycle-free formula, then $\llbracket \varphi \rrbracket_V = \llbracket \text{unf}(\varphi) \rrbracket_V$.*

The intuition why this lemma holds is the following. Given a tree satisfying φ , we deduce from the hypothesis that φ is cycle free the fact that every node of the tree will be tested a finite number of times against every subformula of φ . As the tree and the number of subformulas are finite, the satisfaction derivation is finite hence only a finite number of unfolding is necessary to prove that the tree satisfies the formula. As least and greatest fixpoints coincide when only a finite number of unfolding is required, this is sufficient to show that they collapse. Note that this would not hold if infinite trees were allowed: the formula $\mu X. \langle 1 \rangle X$ is cycle free, but its interpretation is empty, whereas the interpretation of $\nu X. \langle 1 \rangle X$ includes every tree with an infinite branch of $\langle 1 \rangle$ children.

We now illustrate why formulas need to be cycle free for the fixpoints to collapse. Consider the formula $\mu X. \langle 1 \rangle \langle \bar{1} \rangle X$. Its interpretation is empty. The interpretation of $\nu X. \langle 1 \rangle \langle \bar{1} \rangle X$ however contains every focused tree that has one $\langle 1 \rangle$ child.

Proof: [sketch of Lemma 4.2] Let f in $\llbracket \varphi \rrbracket_V$, we show that it is in $\llbracket \text{unf}(\varphi) \rrbracket_V$. As recursive definitions are never negated, the converse is immediate.

As hinted above, the result is a consequence of the fact that a sub-formula is never confronted twice to the same node of f as there is no cycle in the formula. It is thus possible to annotate occurrences of ν and μ with the direction the formula is exploring for each variable, as in Figure 3, and prove the result by induction on the size of f in this direction.

First, we associate each recursion variable in every μ and ν of the initial formula with a unique identifier. (From now on, we do not distinguish between smallest and largest fixed points, as we handle them identically.) For every recursive formula $\mu X_i = \varphi_i$ in ψ , we annotate every modality $\langle a \rangle \xi$ in every

φ_j where X_i is free in ξ with the variable X_i . Note that modalities may be annotated with more than one variable in case of nested recursions.

We then unfold every formula once, to guarantee that the sub-formulas of the shape $\overline{\mu X_i = \varphi_i}$ in ψ are in fact of the shape $\overline{\mu X_i = \varphi_i}$ in φ_j . We then build a satisfaction derivation maintaining extra information, which we now detail.

- Upon unfolding a recursive formula for the first time, the recursion identifiers are recorded and associated with the $_$ direction. Moreover, they are also associated with an integer, the size of the tree f .
- Upon encountering a modality $\langle a \rangle$ annotated with identifiers, the direction of the identifiers is updated with the modality according to the $\cdot \triangleleft \langle a \rangle$ operator. As the formula is cycle-free, the resulting direction cannot be \perp .
- Upon unfolding a recursive formula $\overline{\mu X_i = \varphi_i}$ in φ_j whose identifiers have been already recorded, the integer associated to X_j is updated to be the longest path, defined below, of the current focused tree in X_j 's direction.

We now define the *longest path* of a focused tree in a given direction. Given a tree f and a direction $\langle a \rangle$, we define the longest path as the longest *cycle-free* path of f compatible with the direction, i.e. that does not start in the $\langle \bar{a} \rangle$ direction. By definition of the trees, if $\langle a \rangle$ is $\langle 1 \rangle$ or $\langle 2 \rangle$, then the path is only made of $\langle 1 \rangle$ and $\langle 2 \rangle$ steps. If $\langle a \rangle$ is $\langle \bar{1} \rangle$ or $\langle \bar{2} \rangle$, then the path is a sequence of $\langle \bar{1} \rangle$ or $\langle \bar{2} \rangle$ steps followed by a sequence of $\langle 1 \rangle$ and $\langle 2 \rangle$ steps joined by either a $\langle \bar{1} \rangle \langle 2 \rangle$ or a $\langle \bar{2} \rangle \langle 1 \rangle$ sequence. In the case of the unknown direction $_$, the longest path is the size of the tree.

We may now prove the property that f belongs to the finite unfolding of φ by induction on the lexical order of:

1. the number of identifiers not yet annotated with a direction and an integer;
2. the sum of the integers of every annotated identifier;
3. the size of the formula.

We proceed by case on the syntax of the formula. The interesting cases are recursive formulas (in every other case, the size of the formula decreases while leaving the other induction metrics unchanged as annotations are updated only when unfolding formulas). In the case of a formula involving unannotated identifiers, they are now all annotated (thus decreasing the number of unannotated identifiers) and associated to the size of the tree. In the case of an annotated formula recursion $\varphi = \overline{\mu X_i = \varphi_i}$ in φ_j , this formula may only have been produced by a previous expansion where X_j was replaced by φ . As the formula is cycle-free, at least one modality has been encountered and it was annotated by X_j , since X_j was free in the formula before the previous expansion. Moreover, every modality encountered since the previous unfolding was also annotated by X_j , and as the formula is cycle-free these modalities are all compatible. Thus the longest path of f in X_j 's direction has decreased by at least one, and as the other identifiers are unchanged, the sum has decreased and we conclude by induction that f is in a finite expansion of the expansion of φ . \square

In the rest of the paper, we only consider least fixpoints. An important consequence of Lemma 4.2 is that the logic restricted in this way is closed under

negation using De Morgan’s dualities, extended to eventualities and fixpoints as follows:

$$\neg \langle a \rangle \varphi \stackrel{\text{def}}{=} \neg \langle a \rangle \top \vee \langle a \rangle \neg \varphi$$

$$\neg \mu \overline{X}_i = \varphi_i \text{ in } \psi \stackrel{\text{def}}{=} \overline{\mu X_i = \neg \varphi_i \{ \overline{X}_i / \neg X_i \}} \text{ in } \neg \psi \{ \overline{X}_i / \neg X_i \}$$

5 XPath and Regular Tree Languages

XPath [6] is a powerful language for navigating in XML documents and selecting sets of nodes matching a predicate. In their simplest form, XPath expressions look like “directory navigation paths”. For example, the XPath expression

/child::book/child::chapter/child::section

navigates from the root of a document (designated by the leading “/”) through the top-level “book” node to its “chapter” child nodes and on to its child nodes named “section”. The result of the evaluation of the entire expression is the set of all the “section” nodes that can be reached in this manner. The situation becomes more interesting when combined with XPath’s capability of searching along “axes” other than “child”. For instance, one may use the “preceding-sibling” axis for navigating backward through nodes of the same parent, or the “ancestor” axis for navigating upward recursively. Furthermore, at each step in the navigation the selected nodes can be filtered using qualifiers: boolean expression between brackets that can test the existence or absence of paths.

We consider a large XPath fragment covering all major features of the XPath recommendation [6] except counting and comparisons between data values.

Figure 4 gives the syntax of XPath expressions. Figure 5 and Figure 6 give an interpretation of XPath expressions as functions between sets of focused trees.

5.1 XPath Embedding

We now explain how an XPath expression can be translated into an equivalent \mathcal{L}_μ formula that performs navigation in focused trees in binary style.

Logical Interpretation of Axes The translation of navigational primitives (namely XPath axes) is formally specified in Figure 7. The translation function, noted “ $A^\rightarrow \llbracket a \rrbracket_\chi$ ”, takes an XPath axis a as input, and returns its \mathcal{L}_μ translation, parameterized by the \mathcal{L}_μ formula χ given as parameter. This parameter represents the context in which the axis occurs and is needed for formula composition in order to translate path composition. More precisely, the formula $A^\rightarrow \llbracket a \rrbracket_\chi$ holds for all nodes that can be accessed through the axis a from some node verifying χ .

Let us consider an example. The formula $A^\rightarrow \llbracket \text{child} \rrbracket_\chi$, translated as $\mu Z. \langle \bar{1} \rangle \chi \vee \langle \bar{2} \rangle Z$, is satisfied by children of the context χ . These nodes consist of the first child and the remaining children. From the first child, the context must be reached immediately by going once upward via $\bar{1}$. From the remaining children, the context is reached by going upward (any number of times) via $\bar{2}$ and finally once via $\bar{1}$.

$\mathcal{L}_{\text{XPath}} \ni e ::=$	$\begin{array}{l} /p \\ \\ p \\ \\ e_1 \mid e_2 \\ \\ e_1 \cap e_2 \end{array}$	XPath expression	$\begin{array}{l} \text{absolute path} \\ \text{relative path} \\ \text{union} \\ \text{intersection} \end{array}$
$Path \quad p ::=$	$\begin{array}{l} p_1/p_2 \\ \\ p[q] \\ \\ a::\sigma \\ \\ a::* \end{array}$	path	$\begin{array}{l} \text{path composition} \\ \text{qualified path} \\ \text{step with node test} \\ \text{step} \end{array}$
$Qualif \quad q ::=$	$\begin{array}{l} q_1 \text{ and } q_2 \\ \\ q_1 \text{ or } q_2 \\ \\ \text{not } q \\ \\ p \end{array}$	qualifier	$\begin{array}{l} \text{conjunction} \\ \text{disjunction} \\ \text{negation} \\ \text{path} \end{array}$
$Axis \quad a ::=$	$\begin{array}{l} \text{child} \mid \text{self} \mid \text{parent} \\ \\ \text{descendant} \mid \text{desc-or-self} \\ \\ \text{ancestor} \mid \text{anc-or-self} \\ \\ \text{foll-sibling} \mid \text{prec-sibling} \\ \\ \text{following} \mid \text{preceding} \end{array}$	tree navigation axis	

Figure 4: XPath Abstract Syntax.

Logical Interpretation of Expressions Figure 8 gives the translation of XPath expressions into \mathcal{L}_μ . The translation function “ $E \mapsto \llbracket e \rrbracket_\chi$ ” takes an XPath expression e and a \mathcal{L}_μ formula χ as input, and returns the corresponding \mathcal{L}_μ translation. The translation of a relative XPath expression marks the initial context with \textcircled{S} . The translation of an absolute XPath expression navigates to the root which is taken as the initial context.

Figure 9 illustrates the translation of the XPath expression “ $\text{child}::a[\text{child}::b]$ ”. This expression selects all “ a ” child nodes of a given context which have at least one “ b ” child. The translated \mathcal{L}_μ formula holds for “ a ” nodes which are selected by the expression. The first part of the translated formula, φ , corresponds to the step “ $\text{child}::a$ ” which selects candidates “ a ” nodes. The second part, ψ , navigates downward in the subtrees of these candidate nodes to verify that they have at least one immediate “ b ” child.

Note that without converse programs we would have been unable to differentiate selected nodes from nodes whose existence is tested: we must state properties on both the ancestors and the descendants of the selected node. Equipping the \mathcal{L}_μ logic with both forward and converse programs is therefore crucial for supporting XPath¹. Logics without converse programs may only be used for solving XPath emptiness but cannot be used for solving other decision problems such as containment efficiently.

XPath composition construct p_1/p_2 translates into formula composition in \mathcal{L}_μ , such that the resulting formula holds for all nodes accessed through p_2 from

¹One may ask whether it is possible to eliminate upward navigation at the XPath level but it is well known that such XPath rewriting techniques cause exponential blow-ups of expression sizes [39].

$$\begin{aligned}
\mathcal{S}_e[\cdot] : \mathcal{L}_{\text{XPath}} &\rightarrow 2^{\mathcal{F}} \rightarrow 2^{\mathcal{F}} \\
\mathcal{S}_e[/p]_F &\stackrel{\text{def}}{=} \mathcal{S}_p[p]_{\text{root}(F)} \\
\mathcal{S}_e[p]_F &\stackrel{\text{def}}{=} \mathcal{S}_p[p]_{\{(\sigma \otimes [tl], c) \in F\}} \\
\mathcal{S}_e[e_1 \mid e_2]_F &\stackrel{\text{def}}{=} \mathcal{S}_e[e_1]_F \cup \mathcal{S}_e[e_2]_F \\
\mathcal{S}_e[e_1 \cap e_2]_F &\stackrel{\text{def}}{=} \mathcal{S}_e[e_1]_F \cap \mathcal{S}_e[e_2]_F \\
\\
\mathcal{S}_p[\cdot] : \text{Path} &\rightarrow 2^{\mathcal{F}} \rightarrow 2^{\mathcal{F}} \\
\mathcal{S}_p[p_1/p_2]_F &\stackrel{\text{def}}{=} \{f' \mid f' \in \mathcal{S}_p[p_2]_{(\mathcal{S}_p[p_1]_F)}\} \\
\mathcal{S}_p[p[q]]_F &\stackrel{\text{def}}{=} \{f \mid f \in \mathcal{S}_p[p]_F \wedge \mathcal{S}_q[q]_f\} \\
\mathcal{S}_p[a::\sigma]_F &\stackrel{\text{def}}{=} \{f \mid f \in \mathcal{S}_a[a]_F \wedge \text{nm}(f) = \sigma\} \\
\mathcal{S}_p[a::*]_F &\stackrel{\text{def}}{=} \{f \mid f \in \mathcal{S}_a[a]_F\} \\
\\
\mathcal{S}_q[\cdot] : \text{Qualif} &\rightarrow \mathcal{F} \rightarrow \{\text{true}, \text{false}\} \\
\mathcal{S}_q[q_1 \text{ and } q_2]_f &\stackrel{\text{def}}{=} \mathcal{S}_q[q_1]_f \wedge \mathcal{S}_q[q_2]_f \\
\mathcal{S}_q[q_1 \text{ or } q_2]_f &\stackrel{\text{def}}{=} \mathcal{S}_q[q_1]_f \vee \mathcal{S}_q[q_2]_f \\
\mathcal{S}_q[\text{not } q]_f &\stackrel{\text{def}}{=} \neg \mathcal{S}_q[q]_f \\
\mathcal{S}_q[p]_f &\stackrel{\text{def}}{=} \mathcal{S}_p[p]_{\{f\}} \neq \emptyset \\
\\
\mathcal{S}_a[\cdot] : \text{Axis} &\rightarrow 2^{\mathcal{F}} \rightarrow 2^{\mathcal{F}} \\
\mathcal{S}_a[\text{self}]_F &\stackrel{\text{def}}{=} F \\
\mathcal{S}_a[\text{child}]_F &\stackrel{\text{def}}{=} \text{fchild}(F) \cup \mathcal{S}_a[\text{foll-sibling}]_{\text{fchild}(F)} \\
\mathcal{S}_a[\text{foll-sibling}]_F &\stackrel{\text{def}}{=} \text{nsibling}(F) \cup \mathcal{S}_a[\text{foll-sibling}]_{\text{nsibling}(F)} \\
\mathcal{S}_a[\text{prec-sibling}]_F &\stackrel{\text{def}}{=} \text{psibling}(F) \cup \mathcal{S}_a[\text{prec-sibling}]_{\text{psibling}(F)} \\
\mathcal{S}_a[\text{parent}]_F &\stackrel{\text{def}}{=} \text{parent}(F) \\
\mathcal{S}_a[\text{descendant}]_F &\stackrel{\text{def}}{=} \mathcal{S}_a[\text{child}]_F \cup \mathcal{S}_a[\text{descendant}]_{(\mathcal{S}_a[\text{child}]_F)} \\
\mathcal{S}_a[\text{desc-or-self}]_F &\stackrel{\text{def}}{=} F \cup \mathcal{S}_a[\text{descendant}]_F \\
\mathcal{S}_a[\text{ancestor}]_F &\stackrel{\text{def}}{=} \mathcal{S}_a[\text{parent}]_F \cup \mathcal{S}_a[\text{ancestor}]_{(\mathcal{S}_a[\text{parent}]_F)} \\
\mathcal{S}_a[\text{anc-or-self}]_F &\stackrel{\text{def}}{=} F \cup \mathcal{S}_a[\text{ancestor}]_F \\
\mathcal{S}_a[\text{following}]_F &\stackrel{\text{def}}{=} \mathcal{S}_a[\text{desc-or-self}]_{(\mathcal{S}_a[\text{foll-sibling}]_{(\mathcal{S}_a[\text{anc-or-self}]_F)})} \\
\mathcal{S}_a[\text{preceding}]_F &\stackrel{\text{def}}{=} \mathcal{S}_a[\text{desc-or-self}]_{(\mathcal{S}_a[\text{prec-sibling}]_{(\mathcal{S}_a[\text{anc-or-self}]_F)})}
\end{aligned}$$

Figure 5: Interpretation of XPath Expressions as Functions Between Sets of Focused Trees.

$$\begin{aligned}
\text{fchild}(F) &\stackrel{\text{def}}{=} \{f \langle 1 \rangle \mid f \in F \wedge f \langle 1 \rangle \text{ defined}\} \\
\text{nsibling}(F) &\stackrel{\text{def}}{=} \{f \langle 2 \rangle \mid f \in F \wedge f \langle 2 \rangle \text{ defined}\} \\
\text{psibling}(F) &\stackrel{\text{def}}{=} \{f \langle \bar{2} \rangle \mid f \in F \wedge f \langle \bar{2} \rangle \text{ defined}\} \\
\text{parent}(F) &\stackrel{\text{def}}{=} \{(\sigma^\circ[\text{rev_a}(tl_l, t :: tl_r)], c) \\
&\quad \mid (t, (tl_l, c[\sigma^\circ], tl_r)) \in F\} \\
\text{rev_a}(\epsilon, tl_r) &\stackrel{\text{def}}{=} tl_r \\
\text{rev_a}(t :: tl_l, tl_r) &\stackrel{\text{def}}{=} \text{rev_a}(tl_l, t :: tl_r) \\
\text{root}(F) &\stackrel{\text{def}}{=} \{(\sigma^\circ[tl], (tl, Top, tl)) \in F\} \\
&\quad \cup \text{root}(\text{parent}(F))
\end{aligned}$$

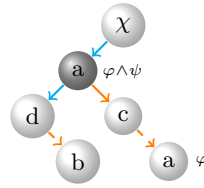
Figure 6: Auxiliary Functions for XPath Interpretation.

$$\begin{aligned}
A^\rightarrow[\![\cdot]\!] &: Axis \rightarrow \mathcal{L}_\mu \rightarrow \mathcal{L}_\mu \\
A^\rightarrow[\![\text{self}]\!]_x &\stackrel{\text{def}}{=} \chi \\
A^\rightarrow[\![\text{child}]\!]_x &\stackrel{\text{def}}{=} \mu Z. \langle \bar{1} \rangle \chi \vee \langle \bar{2} \rangle Z \\
A^\rightarrow[\![\text{foll-sibling}]\!]_x &\stackrel{\text{def}}{=} \mu Z. \langle \bar{2} \rangle \chi \vee \langle \bar{2} \rangle Z \\
A^\rightarrow[\![\text{prec-sibling}]\!]_x &\stackrel{\text{def}}{=} \mu Z. \langle 2 \rangle \chi \vee \langle 2 \rangle Z \\
A^\rightarrow[\![\text{parent}]\!]_x &\stackrel{\text{def}}{=} \langle 1 \rangle \mu Z. \chi \vee \langle 2 \rangle Z \\
A^\rightarrow[\![\text{descendant}]\!]_x &\stackrel{\text{def}}{=} \mu Z. \langle \bar{1} \rangle (\chi \vee Z) \vee \langle \bar{2} \rangle Z \\
A^\rightarrow[\![\text{desc-or-self}]\!]_x &\stackrel{\text{def}}{=} \mu Z. \chi \vee \mu Y. \langle \bar{1} \rangle (Y \vee Z) \vee \langle \bar{2} \rangle Y \\
A^\rightarrow[\![\text{ancestor}]\!]_x &\stackrel{\text{def}}{=} \langle 1 \rangle \mu Z. \chi \vee \langle 1 \rangle Z \vee \langle 2 \rangle Z \\
A^\rightarrow[\![\text{anc-or-self}]\!]_x &\stackrel{\text{def}}{=} \mu Z. \chi \vee \langle 1 \rangle \mu Y. Z \vee \langle 2 \rangle Y \\
A^\rightarrow[\![\text{following}]\!]_x &\stackrel{\text{def}}{=} A^\rightarrow[\![\text{desc-or-self}]\!]_{\eta_1} \\
A^\rightarrow[\![\text{preceding}]\!]_x &\stackrel{\text{def}}{=} A^\rightarrow[\![\text{desc-or-self}]\!]_{\eta_2} \\
\eta_1 &\stackrel{\text{def}}{=} A^\rightarrow[\![\text{foll-sibling}]\!]_{A^\rightarrow[\![\text{anc-or-self}]\!]_x} \\
\eta_2 &\stackrel{\text{def}}{=} A^\rightarrow[\![\text{prec-sibling}]\!]_{A^\rightarrow[\![\text{anc-or-self}]\!]_x}
\end{aligned}$$

Figure 7: Translation of XPath Axes.

$$\begin{aligned}
E^\rightarrow[\cdot] &: \mathcal{L}_{\text{XPath}} \rightarrow \mathcal{L}_\mu \rightarrow \mathcal{L}_\mu \\
E^\rightarrow[\text{[/p]}]_X &\stackrel{\text{def}}{=} P^\rightarrow[\text{[p]}]((\mu Z. \neg \langle \bar{1} \rangle \top \vee \langle \bar{2} \rangle Z) \wedge (\mu Y. X \wedge \textcircled{\text{S}} \vee \langle 1 \rangle Y \vee \langle 2 \rangle Y)) \\
E^\rightarrow[\text{[p]}]_X &\stackrel{\text{def}}{=} P^\rightarrow[\text{[p]}]_{(X \wedge \textcircled{\text{S}})} \\
E^\rightarrow[\text{[e}_1 \text{ | e}_2\text{]}]_X &\stackrel{\text{def}}{=} E^\rightarrow[\text{[e}_1\text{]}]_X \vee E^\rightarrow[\text{[e}_2\text{]}]_X \\
E^\rightarrow[\text{[e}_1 \cap \text{e}_2\text{]}]_X &\stackrel{\text{def}}{=} E^\rightarrow[\text{[e}_1\text{]}]_X \wedge E^\rightarrow[\text{[e}_2\text{]}]_X \\
\\
P^\rightarrow[\cdot] &: \text{Path} \rightarrow \mathcal{L}_\mu \rightarrow \mathcal{L}_\mu \\
P^\rightarrow[\text{[p}_1/\text{p}_2\text{]}]_X &\stackrel{\text{def}}{=} P^\rightarrow[\text{[p}_2\text{]}]_{(P^\rightarrow[\text{[p}_1\text{]}]_X)} \\
P^\rightarrow[\text{[p[q]}]_X} &\stackrel{\text{def}}{=} P^\rightarrow[\text{[p]}]_X \wedge Q^\leftarrow[\text{[q]}]_\top \\
P^\rightarrow[\text{[a::}\sigma\text{]}]_X &\stackrel{\text{def}}{=} \sigma \wedge A^\rightarrow[\text{[a]}]_X \\
P^\rightarrow[\text{[a::*]}]_X &\stackrel{\text{def}}{=} A^\rightarrow[\text{[a]}]_X
\end{aligned}$$

Figure 8: Translation of Expressions and Paths.

Translated Query: `child::a[child::b]`

$$\underbrace{a \wedge (\mu X. \langle \bar{1} \rangle (X \wedge \textcircled{\text{S}}) \vee \langle \bar{2} \rangle X)}_{\varphi} \wedge \underbrace{\langle 1 \rangle \mu Y. b \vee \langle 2 \rangle Y}_{\psi}$$

Figure 9: XPath Translation Example.

$$\begin{aligned}
& Q^{\leftarrow}[\cdot] : Qualif \rightarrow \mathcal{L}_\mu \rightarrow \mathcal{L}_\mu \\
Q^{\leftarrow}[[q_1 \text{ and } q_2]]_X & \stackrel{\text{def}}{=} Q^{\leftarrow}[[q_1]]_X \wedge Q^{\leftarrow}[[q_2]]_X \\
Q^{\leftarrow}[[q_1 \text{ or } q_2]]_X & \stackrel{\text{def}}{=} Q^{\leftarrow}[[q_1]]_X \vee Q^{\leftarrow}[[q_2]]_X \\
Q^{\leftarrow}[[\text{not } q]]_X & \stackrel{\text{def}}{=} \neg Q^{\leftarrow}[[q]]_X \\
Q^{\leftarrow}[[p]]_X & \stackrel{\text{def}}{=} P^{\leftarrow}[[p]]_X \\
\\
& P^{\leftarrow}[\cdot] : Path \rightarrow \mathcal{L}_\mu \rightarrow \mathcal{L}_\mu \\
P^{\leftarrow}[[p_1/p_2]]_X & \stackrel{\text{def}}{=} P^{\leftarrow}[[p_1]]_{(P^{\leftarrow}[[p_2]]_X)} \\
P^{\leftarrow}[[p[q]]]_X & \stackrel{\text{def}}{=} P^{\leftarrow}[[p]]_{(\chi \wedge Q^{\leftarrow}[[q]]_\tau)} \\
P^{\leftarrow}[[a::\sigma]]_X & \stackrel{\text{def}}{=} A^{\leftarrow}[[a]]_{(\chi \wedge \sigma)} \\
P^{\leftarrow}[[a::*]]_X & \stackrel{\text{def}}{=} A^{\leftarrow}[[a]]_X \\
\\
& A^{\leftarrow}[\cdot] : Axis \rightarrow \mathcal{L}_\mu \rightarrow \mathcal{L}_\mu \\
A^{\leftarrow}[[a]]_X & \stackrel{\text{def}}{=} A^{\rightarrow}[[\text{symmetric}(a)]]_X
\end{aligned}$$

Figure 10: Translation of Qualifiers.

those nodes accessed through p_1 from χ . The translation of the branching construct $p[q]$ significantly differs. The resulting formula must hold for all nodes that can be accessed through p and from which q holds. To preserve semantics, the translation of $p[q]$ stops the “selecting navigation” to those nodes reached by p , then filters them depending on whether q holds or not. We express this by introducing a dual formal translation function for XPath qualifiers, noted $Q^{\leftarrow}[[q]]$, and defined in Figure 10, that performs “filtering” instead of navigation. Specifically, $P^{\leftarrow}[\cdot]$, can be seen as the “navigational” translating function: the translated formula holds for target nodes of the given path. On the opposite, $Q^{\leftarrow}[\cdot]$, can be seen as the “filtering” translating function: it states the existence of a path *without moving to its result*. The translated formula $Q^{\leftarrow}[[q]]_X$ (respectively $P^{\leftarrow}[[p]]_X$) holds for nodes from which there exists a qualifier q (respectively a path p) leading to a node verifying χ .

XPath translation is based on these two translating “modes”, the first one being used for paths and the second one for qualifiers. Whenever the “filtering” mode is entered, it will never be left.

The translation of paths inside qualifiers is also given in Figure 10. It uses the translation for axes and is based on XPath symmetry: $\text{symmetric}(a)$ denotes the symmetric XPath axis corresponding to the axis a (for instance $\text{symmetric}(\text{child}) = \text{parent}$).

We may now state that our translation is correct, by relating the interpretation of an XPath formula applied to some set of trees to the interpretation of its translation, by stating that the translation of a formula is cycle-free, and by giving a bound in the size of this translation.

Translation of **following-sibling/preceding-sibling::b**
 into \mathcal{L}_μ : $b \wedge [\mu Y. \langle 2 \rangle (\mathbb{A} (\mu Z. \langle 2 \rangle \mathbb{S} \vee \langle 2 \rangle \mathbb{Z}) \vee \langle 2 \rangle Y]$

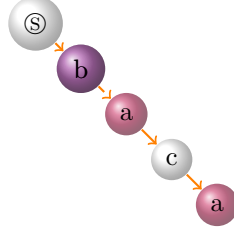


Figure 11: Example of Back and Forth – Yet Cycle-Free – XPath Navigation.

We restrict the sets of trees to which an XPath formula may be applied to those that may be denoted by an \mathcal{L}_μ formula. This restriction will be justified in Section 5.2 where we show that every regular tree language may be translated to an \mathcal{L}_μ formula.

Proposition 5.1 (Translation Correctness) *The following hold for an XPath expression e and a \mathcal{L}_μ formula φ denoting a set of focused trees, with $\psi = E \rightarrow \llbracket e \rrbracket_\varphi$:*

1. $\llbracket \psi \rrbracket_\emptyset = \mathcal{S}_e \llbracket e \rrbracket_{\llbracket \varphi \rrbracket_\emptyset}$
2. ψ is cycle-free
3. the size of ψ is linear in the size of e and φ

Proof: The proof uses a structural induction that “peels off” the compositional layers of each set of rules over focused trees. The cycle-free part follows from the fact that translated fixpoint formulas are closed and there is no nesting of modalities with converse programs between a fixpoint variable and its binder. Each XPath navigation step is cycle-free, and their composition yields a proper nesting of fixpoint formulas which is also cycle-free. Figure 11 illustrates this on an typical example. Finally, formal translations do not duplicate any subformula of arbitrary length. \square

5.2 Embedding Regular Tree Languages

Several formalisms exist for describing types of XML documents (e.g. DTD, XML Schema, Relax NG). In this paper we embed regular tree languages, which gather all of them [37] into \mathcal{L}_μ . We rely on a straightforward isomorphism between unranked regular tree types and binary regular tree types [25]. Assuming a countably infinite set of type variables ranged over by X , binary regular tree type expressions are defined as follows:

$\mathcal{L}_{BT} \ni T ::=$	\emptyset	tree type expression
	ϵ	empty set
	$T_1 \upharpoonright T_2$	leaf
	$\sigma(X_1, X_2)$	union
	$\text{let } \overline{X_i}. \overline{T_i} \text{ in } T$	label
		binder

```

<!ELEMENT article (meta, (text | redirect))>
<!ELEMENT meta (title, status?, interwiki*, history?)>
<!ELEMENT title (#PCDATA)>
<!ELEMENT interwiki (#PCDATA)>
<!ELEMENT status (#PCDATA)>
<!ELEMENT history (edit)+>
<!ELEMENT edit (status?, interwiki*, (text | redirect)?)>
<!ELEMENT redirect EMPTY>
<!ELEMENT text (#PCDATA)>

```

Figure 12: A Fragment of the DTD of the Wikipedia Encyclopedia.

We refer the reader to [25] for the denotational semantics of regular tree languages, and directly introduce their translation into \mathcal{L}_μ :

$$\begin{aligned}
\llbracket \cdot \rrbracket &: \mathcal{L}_{BT} \rightarrow \mathcal{L}_\mu \\
\llbracket T \rrbracket &\stackrel{\text{def}}{=} \sigma \wedge \neg\sigma \quad \text{for } T = \emptyset, \epsilon \\
\llbracket T_1 \mid T_2 \rrbracket &\stackrel{\text{def}}{=} \llbracket T_1 \rrbracket \vee \llbracket T_2 \rrbracket \\
\llbracket \sigma(X_1, X_2) \rrbracket &\stackrel{\text{def}}{=} \sigma \wedge \text{succ}_1(X_1) \wedge \text{succ}_2(X_2) \\
\llbracket \text{let } \overline{X_i.T_i} \text{ in } T \rrbracket &\stackrel{\text{def}}{=} \mu \overline{X_i} = \llbracket T_i \rrbracket \text{ in } \llbracket T \rrbracket
\end{aligned}$$

where we use the formula $\sigma \wedge \neg\sigma$ as “false”, and the function $\text{succ}(\cdot)$ takes care of setting the type frontier:

$$\text{succ}_\alpha(X) = \begin{cases} \neg \langle \alpha \rangle \top & \text{if } X \text{ is bound to } \epsilon \\ \neg \langle \alpha \rangle \top \vee \langle \alpha \rangle X & \text{if } \text{nullable}(X) \\ \langle \alpha \rangle X & \text{if not nullable}(X) \end{cases}$$

according to the predicate $\text{nullable}(X)$ which indicates whether the type $T \neq \epsilon$ bound to X contains the empty tree. For example, Figure 14 gives the translation of a DTD fragment of the Wikipedia encyclopedia [46] shown on Figure 12. The intermediate binary tree type encoding of the DTD is shown on Figure 13.

Note that the translation of a regular tree type uses only downward modalities since it describes the allowed subtrees at a given context. No additional restriction is imposed on the context from which the type definition starts. In particular, navigation is allowed in the upward direction so that we can support type constraints for which we have only partial knowledge in a given direction. However, when we know the position of the root, conditions similar to those of absolute paths are added in the form of additional formulas describing the

```

$9 ->EPSILON
    | text($Epsilon, $Epsilon)
    | redirect($Epsilon, $Epsilon)
    | interwiki($Epsilon, $9)
$6 ->EPSILON
    | text($Epsilon, $Epsilon)
    | redirect($Epsilon, $Epsilon)
    | interwiki($Epsilon, $9)
    | status($Epsilon, $9)
$5 ->edit($6, $Epsilon)
    | edit($6, $5)
$14 ->EPSILON
    | history($5, $Epsilon)
    | interwiki($Epsilon, $14)
$4 ->EPSILON
    | history($5, $Epsilon)
    | interwiki($Epsilon, $14)
    | status($Epsilon, $14)
$2 ->title($Epsilon, $4)
$17 ->text($Epsilon, $Epsilon)
    | redirect($Epsilon, $Epsilon)
$1 ->meta($2, $17)
$article ->article($1, $Epsilon)
Start Symbol is $article
9 type variables.
9 terminals.

```

Figure 13: The Binary Encoding of the DTD of Figure 12.

```

(let_mu
  X2=(((text & ~(<1>T)) & ~(<2>T)) | ((redirect & ~(<1>T)) & ~(<2>T)))
    | ((interwiki & ~(<1>T)) & ~(<2>T) | <2>X2)),
  X3=(((text & ~(<1>T)) & ~(<2>T)) | ((redirect & ~(<1>T)) & ~(<2>T)))
    | ((interwiki & ~(<1>T)) & ~(<2>T) | <2>X2))
    | ((status & ~(<1>T)) & ~(<2>T) | <2>X2)),
  X4=(((edit & ~(<1>T) | <1>X3)) & ~(<2>T)) | ((edit & ~(<1>T) | <1>X3) & <2>X4)),
  X5=(((history & <1>X4) & ~(<2>T)) | ((interwiki & ~(<1>T)) & ~(<2>T) | <2>X5)),
  X6=(((history & <1>X4) & ~(<2>T)) | ((interwiki & ~(<1>T)) & ~(<2>T)
    | <2>X5)) | ((status & ~(<1>T)) & ~(<2>T) | <2>X5)),
  X7=(((title & ~(<1>T)) & ~(<2>T) | <2>X6)),
  X8=(((text & ~(<1>T)) & ~(<2>T)) | ((redirect & ~(<1>T)) & ~(<2>T))),
  X9=(((meta & <1>X7) & <2>X8),
  X10=(((article & <1>X9) & ~(<2>T))
in
  X10)

```

Figure 14: The \mathcal{L}_μ Formula for the DTD of Figure 12.

position that need to be satisfied. This is particularly useful when a regular type is used by an XPath expression that starts its navigation at the root ($/p$) since the path will not go above the root of the type (by adding the restriction $\mu Z. \neg \langle \bar{1} \rangle \top \vee \langle \bar{2} \rangle Z$).

On the other hand, if the type is compared with another type (typically to check inclusion of the result of an XPath expression in this type), then there is no restriction as to where the root of the type is (our translation does not impose the chosen node to be at the root). This is particularly useful since an XPath expression usually returns a set of nodes deep in the tree which we may compare to this partially defined type.

We are considering as future work a modification of the translation of types such that it imposes the context of a type to also follow the regular tree language definition (stating for instance that the parent of a given node may only be some specific other nodes).

6 Satisfiability-Testing Algorithm

In this section we present our algorithm, show that it is sound and complete, and prove a time complexity boundary. To check a formula φ , our algorithm builds satisfiable formulas out of some subformulas (and their negation) of φ , then checks whether φ was produced. We first describe how to extract the subformulas from φ .

6.1 Preliminary Definitions

For $\varphi = (\overline{\mu X_i = \varphi_i} \text{ in } \psi)$ we define $\text{exp}(\varphi) \stackrel{\text{def}}{=} \overline{\psi\{\overline{\mu X_i = \varphi_i} \text{ in } X_i / X_i\}}$ which denotes the formula ψ in which every occurrence of a X_i is replaced by $(\overline{\mu X_i = \varphi_i} \text{ in } X_i)$.

We define the *Fisher-Ladner closure* $\text{cl}(\psi)$ of a formula ψ as the set of all subformulas of ψ where fixpoint formulas are additionally unwound once. Specifically, we define the relation $\rightarrow_e \subseteq \mathcal{L}_\mu \times \mathcal{L}_\mu$ as the least relation that satisfies the following:

- $\varphi_1 \wedge \varphi_2 \rightarrow_e \varphi_1, \varphi_1 \wedge \varphi_2 \rightarrow_e \varphi_2$
- $\varphi_1 \vee \varphi_2 \rightarrow_e \varphi_1, \varphi_1 \vee \varphi_2 \rightarrow_e \varphi_2$
- $\langle a \rangle \varphi' \rightarrow_e \varphi'$
- $\overline{\mu X_i = \varphi_i} \text{ in } \psi \rightarrow_e \text{exp}(\overline{\mu X_i = \varphi_i} \text{ in } \psi)$

The closure $\text{cl}(\psi)$ is the smallest set S that contains ψ and closed under the relation \rightarrow_e , i.e. if $\varphi_1 \in S$ and $\varphi_1 \rightarrow_e \varphi_2$ then $\varphi_2 \in S$.

We call $\Sigma(\psi)$ the set of atomic propositions σ used in ψ along with another name, σ_x , that does not occur in ψ to represent atomic propositions not occurring in ψ .

We define $\text{cl}^*(\psi) = \text{cl}(\psi) \cup \{\neg\varphi \mid \varphi \in \text{cl}(\psi)\}$. Every formula $\varphi \in \text{cl}^*(\psi)$ can be seen as a boolean combination of formulas of a set called the Lean of ψ , inspired from [40]. We note this set $\text{Lean}(\psi)$ and define it as follows:

$$\begin{aligned} \text{Lean}(\psi) = \{ \langle a \rangle \top \mid a \in \{1, 2, \bar{1}, \bar{2}\} \} \cup \Sigma(\psi) \\ \cup \{ \textcircled{\text{S}} \} \cup \{ \langle a \rangle \varphi \mid \langle a \rangle \varphi \in \text{cl}(\psi) \} \end{aligned}$$

$$\begin{array}{c}
\frac{}{\top \dot{\in} t \Longrightarrow (\emptyset, \emptyset)} \qquad \frac{\varphi \in \text{Lean}(\psi) \quad \varphi \in t}{\varphi \dot{\in} t \Longrightarrow (\{\varphi\}, \emptyset)} \\
\frac{\varphi_1 \dot{\in} t \Longrightarrow (T_1, F_1) \quad \varphi_2 \dot{\in} t \Longrightarrow (T_2, F_2)}{\varphi_1 \wedge \varphi_2 \dot{\in} t \Longrightarrow (T_1 \cup T_2, F_1 \cup F_2)} \qquad \frac{\varphi_1 \dot{\in} t \Longrightarrow (T_1, F_1)}{\varphi_1 \vee \varphi_2 \dot{\in} t \Longrightarrow (T_1, F_1)} \\
\frac{\varphi_2 \dot{\in} t \Longrightarrow (T_2, F_2)}{\varphi_1 \vee \varphi_2 \dot{\in} t \Longrightarrow (T_2, F_2)} \qquad \frac{\varphi \dot{\notin} t \Longrightarrow (T, F)}{\neg\varphi \dot{\in} t \Longrightarrow (T, F)} \\
\frac{\exp(\overline{\mu X_i = \varphi_i} \text{ in } \psi) \dot{\in} t \Longrightarrow (T, F)}{\overline{\mu X_i = \varphi_i} \text{ in } \psi \dot{\in} t \Longrightarrow (T, F)} \qquad \frac{\varphi \in \text{Lean}(\psi) \quad \varphi \notin t}{\varphi \dot{\notin} t \Longrightarrow (\emptyset, \{\varphi\})} \\
\frac{\varphi_1 \dot{\notin} t \Longrightarrow (T_1, F_1) \quad \varphi_2 \dot{\notin} t \Longrightarrow (T_2, F_2)}{\varphi_1 \vee \varphi_2 \dot{\notin} t \Longrightarrow (T_1 \cup T_2, F_1 \cup F_2)} \qquad \frac{\varphi_1 \dot{\notin} t \Longrightarrow (T_1, F_1)}{\varphi_1 \wedge \varphi_2 \dot{\notin} t \Longrightarrow (T_1, F_1)} \\
\frac{\varphi_2 \dot{\notin} t \Longrightarrow (T_2, F_2)}{\varphi_1 \wedge \varphi_2 \dot{\notin} t \Longrightarrow (T_2, F_2)} \qquad \frac{\varphi \dot{\in} t \Longrightarrow (T, F)}{\neg\varphi \dot{\notin} t \Longrightarrow (T, F)} \\
\frac{\exp(\overline{\mu X_i = \varphi_i} \text{ in } \psi) \dot{\notin} t \Longrightarrow (T, F)}{\overline{\mu X_i = \varphi_i} \text{ in } \psi \dot{\notin} t \Longrightarrow (T, F)}
\end{array}$$

Figure 15: Truth assignment of a formula

A ψ -*type* (or simply a “*type*”) (Hintikka set in the temporal logic literature) is a set $t \subseteq \text{Lean}(\psi)$ such that:

- $\forall \langle a \rangle \varphi \in \text{Lean}(\psi), \langle a \rangle \varphi \in t \Rightarrow \langle a \rangle \top \in t$ (modal consistency);
- $\langle \overline{1} \rangle \top \notin t \vee \langle \overline{2} \rangle \top \notin t$ (a tree node cannot be both a first child and a second child);
- exactly one atomic proposition $\sigma \in t$ (XML labeling); we use the function $\sigma(t)$ to return the atomic proposition of a type t ;
- \textcircled{S} may belong to t .

We call $\text{Types}(\psi)$ the set of ψ -types. For a ψ -type t , the *complement* of t is the set $\text{Lean}(\psi) \setminus t$.

A type determines a truth assignment of every formula in $\text{cl}^*(\psi)$ with the relation $\dot{\in}$ defined in Figure 15. Note that such derivations are finite because the number of naked $\overline{\mu X_i = \varphi_i}$ in ψ (that do not occur under modalities) strictly decreases after each expansion.

We often write $\varphi \dot{\in} t$ if there are some T, F such that $\varphi \dot{\in} t \Longrightarrow (T, F)$. We say that a formula φ is true at a type t iff $\varphi \dot{\in} t$.

We now relate a formula to the truth assignment of its ψ -types.

$$\begin{aligned}
\text{Upd}(X) \stackrel{\text{def}}{=} X \cup & \left\{ (t, \mathbf{w}_1(t, X^\circ), \mathbf{w}_2(t, X^\circ)) \mid \begin{array}{l} \textcircled{S} \notin t \subseteq \text{Types}(\psi) \\ \wedge \langle 1 \rangle \top \in t \Rightarrow \mathbf{w}_1(t, X^\circ) \neq \emptyset \\ \wedge \langle 2 \rangle \top \in t \Rightarrow \mathbf{w}_2(t, X^\circ) \neq \emptyset \end{array} \right\} \\
\cup & \left\{ (t, \mathbf{w}_1(t, X^\circ), \mathbf{w}_2(t, X^\circ))^{\textcircled{S}} \mid \begin{array}{l} \textcircled{S} \in t \subseteq \text{Types}(\psi) \\ \wedge \langle 1 \rangle \top \in t \Rightarrow \mathbf{w}_1(t, X^\circ) \neq \emptyset \\ \wedge \langle 2 \rangle \top \in t \Rightarrow \mathbf{w}_2(t, X^\circ) \neq \emptyset \end{array} \right\} \\
\cup & \left\{ (t, \mathbf{w}_1(t, X^{\textcircled{S}}), \mathbf{w}_2(t, X^{\textcircled{S}}))^{\textcircled{S}} \mid \begin{array}{l} \textcircled{S} \notin t \subseteq \text{Types}(\psi) \\ \wedge \langle 1 \rangle \top \in t \Rightarrow \mathbf{w}_1(t, X^{\textcircled{S}}) \neq \emptyset \\ \wedge \langle 2 \rangle \top \in t \Rightarrow \mathbf{w}_2(t, X^{\textcircled{S}}) \neq \emptyset \end{array} \right\} \\
\cup & \left\{ (t, \mathbf{w}_1(t, X^\circ), \mathbf{w}_2(t, X^{\textcircled{S}}))^{\textcircled{S}} \mid \begin{array}{l} \textcircled{S} \notin t \subseteq \text{Types}(\psi) \\ \wedge \langle 1 \rangle \top \in t \Rightarrow \mathbf{w}_1(t, X^\circ) \neq \emptyset \\ \wedge \langle 2 \rangle \top \in t \Rightarrow \mathbf{w}_2(t, X^{\textcircled{S}}) \neq \emptyset \end{array} \right\} \\
\mathbf{w}_a(t, X) \stackrel{\text{def}}{=} & \{\mathbf{type}(x) \mid x \in X \wedge \langle \bar{a} \rangle \top \in \mathbf{type}(x) \wedge \Delta_a(t, \mathbf{type}(x))\} \\
\mathbf{type}((t, w_1, w_2)) \stackrel{\text{def}}{=} & t \\
\text{FinalCheck}(\psi, X) \stackrel{\text{def}}{=} & \exists x \in X, \text{dsat}(x, \psi) \wedge \forall a \in \{\bar{1}, \bar{2}\}, \langle a \rangle \top \notin \mathbf{type}(x) \\
\text{dsat}((t, w_1, w_2), \psi) \stackrel{\text{def}}{=} & \psi \in t \vee \exists x', \text{dsat}(x', \psi) \wedge (x' \in w_1 \vee x' \in w_2) \\
X^{\textcircled{S}} \stackrel{\text{def}}{=} & \{x \in X \mid x = (-, -, -)^{\textcircled{S}}\} \\
X^\circ \stackrel{\text{def}}{=} & \{x \in X \mid x = (-, -, -)\}
\end{aligned}$$

Figure 16: Operations used by the Algorithm.

Proposition 6.1 *If $\varphi \in t \implies (T, F)$, then we have $T \subseteq t$, $F \subseteq \text{Lean}(\varphi) \setminus t$, and $\bigwedge_{\psi \in T} \psi \wedge \bigwedge_{\psi \in F} \neg \psi$ implies φ (every tree in the interpretation of the first formula is in the interpretation of the second). If $\varphi \notin t \implies (T, F)$, then we have $T \subseteq t$, $F \subseteq \text{Lean}(\varphi) \setminus t$, and $\bigwedge_{\psi \in T} \psi \wedge \bigwedge_{\psi \in F} \neg \psi$ implies $\neg \varphi$.*

Proof: Immediate by induction on the derivations. \square

We next define a compatibility relation between types to state that two types are related according to a modality.

Definition 6.2 (Compatibility relation) *Two types t and t' are compatible under $a \in \{1, 2\}$, written $\Delta_a(t, t')$, iff*

$$\begin{aligned}
\forall \langle a \rangle \varphi \in \text{Lean}(\psi), \langle a \rangle \varphi \in t & \Leftrightarrow \varphi \in t' \\
\forall \langle \bar{a} \rangle \varphi \in \text{Lean}(\psi), \langle \bar{a} \rangle \varphi \in t' & \Leftrightarrow \varphi \in t
\end{aligned}$$

6.2 The Algorithm

The algorithm works on sets of triples of the form (t, w_1, w_2) where t is a type, and w_1 and w_2 are sets of types which represent every witness for t according to relations $\Delta_1(t, \cdot)$ and $\Delta_2(t, \cdot)$.

The algorithm proceeds in a bottom-up approach, repeatedly adding new triples until a satisfying model is found (i.e. a triple whose first component

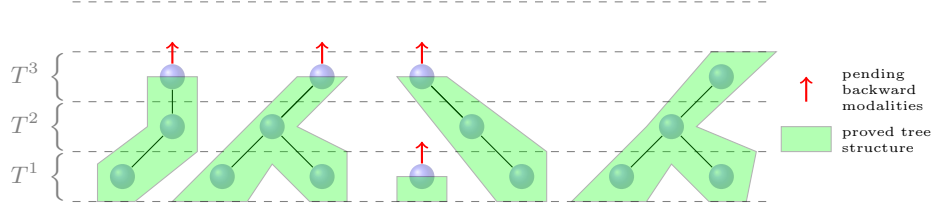


Figure 17: Algorithm's principle: progressive bottom-up reasoning.

is a type implying the formula), or until no more triple can be added. Each iteration of the algorithm builds types representing deeper trees (in the 1 and 2 direction) with pending backward modalities that will be fulfilled at later iterations. Types with no backward modalities are satisfiable, and if such a type implies the formula being tested, then it is satisfiable. The main iteration is as follows:

```

 $X \leftarrow \emptyset$ 
repeat
   $X' \leftarrow X$ 
   $X \leftarrow \text{Upd}(X')$ 
  if  $\text{FinalCheck}(\psi, X)$  then
    return “ $\psi$  is satisfiable”
until  $X = X'$ 
return “ $\psi$  is unsatisfiable”

```

where $X \subseteq \text{Types}(\psi) \times 2^{\text{Types}(\psi)} \times 2^{\text{Types}(\psi)}$ and the update operation $\text{Upd}(\cdot)$ and success check operation $\text{FinalCheck}(\cdot, \cdot)$ are defined on Figure 16. The update operation requires four almost identical cases to ensure that the optional mark remains *unique*. The first case corresponds to the absence of the mark, the second case to the presence of the mark at the top level, the third case to the presence of the mark deeper in the first child, and the last case to the presence of the mark deeper in the second child.

At each step of the algorithm, $\text{FinalCheck}(\cdot, \cdot)$ verifies whether the tested formula is implied by newly added types without pending (unproved) backward modalities, so that the algorithm may terminate as soon as a satisfying tree is found.

We note X^i the set of triples and T^i the set of types after i iterations: $T^i = \{\text{type}(x) \mid x \in X^i\}$. Note that T^{i+1} is the set of types for which at least one witness belongs to T^i .

6.3 Example Run of the Algorithm

In a sense, the algorithm performs a kind of progressive bottom-up reasoning while ensuring partial (forward) satisfiability of subformulas, as illustrated by Figure 17.

More specifically, Figure 18 illustrates a run of the algorithm for checking whether the XPath query $\text{child}::c/\text{preceding-sibling}::a[b]$ is contained in the

XPath query $\text{child}::c[b]$. These expressions are first compiled into the logic as explained in section 5.1. For the second translation, the final focus of the tree is a node named c . As we reach it going through a “child” step, formula θ ensures that the parent node is the starting node. Finally, from the final focus of the tree, formula η tests that a child named b is present. As concerns the first formula, the final focus of the tree is on a node named a . We get there by a “preceding-sibling” step from a c node, hence we need to make sure that there is a following sibling named c (this is the recursion on Y). Once this c node has been found, it must be made sure that it was reached by a “child” step from the start of the query, using the same formula θ as before. Finally, going back to the final focus in the tree, we need to check there is a child named b , using again the formula η . Note that the start mark is crucial in this containment case: it ensures that when both formulas are combined, the XPath expressions start from the same context.

From the formulas φ_1 and φ_2 corresponding to each XPath query, we build a containment formula $\psi = \varphi_1 \wedge \neg\varphi_2$ (the negated implication). If this formula is unsatisfiable, then the first XPath expression is contained in the second one. $\text{Lean}(\psi)$ is then computed, and the fixpoint computation starts: the set of types T^1 contains all possible leaves. Each type added in T^i ($i \geq 2$) requires at least one witness type found in T^{i-1} (else it would have been added at some previous step $j < i$). In this example, a satisfying binary tree of depth 3 is found (as shown on Figure 18), therefore the algorithm stops just after computing T^3 . The first XPath query is not contained in the second one: a counter-example tree is provided to the user (see Figure 18).

6.4 Correctness and Complexity

In this section we prove the correctness of the satisfiability testing algorithm, and show that its time complexity is $2^{O(|\text{Lean}(\psi)|)}$.

Theorem 6.3 (Correctness) *The algorithm decides satisfiability of \mathcal{L}_μ formulas over finite focused trees.*

Termination For $\psi \in \mathcal{L}_\mu$, since $\text{cl}(\psi)$ is a finite set, $\text{Lean}(\psi)$ and $2^{\text{Lean}(\psi)}$ are also finite. Furthermore, $\text{Upd}(\cdot)$ is monotonic and each X^i is included in the finite set $\text{Types}(\psi) \times 2^{\text{Types}(\psi)} \times 2^{\text{Types}(\psi)}$, therefore the algorithm terminates. To finish the proof, it thus suffices to prove soundness and completeness.

Preliminary Definitions for Soundness First, we introduce a notion of partial satisfiability for a formula, where backward modalities are only checked up to a given level. A formula φ is partially satisfied iff $\llbracket \varphi \rrbracket_V^0 \neq \emptyset$ as defined in Figure 19.

For a type t , we note $\varphi_c(t)$ its *most constrained formula*, where atoms are taken from $\text{Lean}(\psi)$. In the following, \circ stands for $\textcircled{\text{S}}$ if $\textcircled{\text{S}} \in t$, and for $\neg\textcircled{\text{S}}$ otherwise.

$$\varphi_c(t) = \sigma(t) \wedge \bigwedge_{\sigma \in \Sigma, \sigma \notin t} \neg\sigma \wedge \circ \wedge \bigwedge_{\langle a \rangle \varphi \in t} \langle a \rangle \varphi \wedge \bigwedge_{\langle a \rangle \varphi \notin t} \neg \langle a \rangle \varphi$$

We now introduce a notion of *paths*, written ρ which are concatenations of modalities: the empty path is written ϵ , and path concatenation is written ρa .

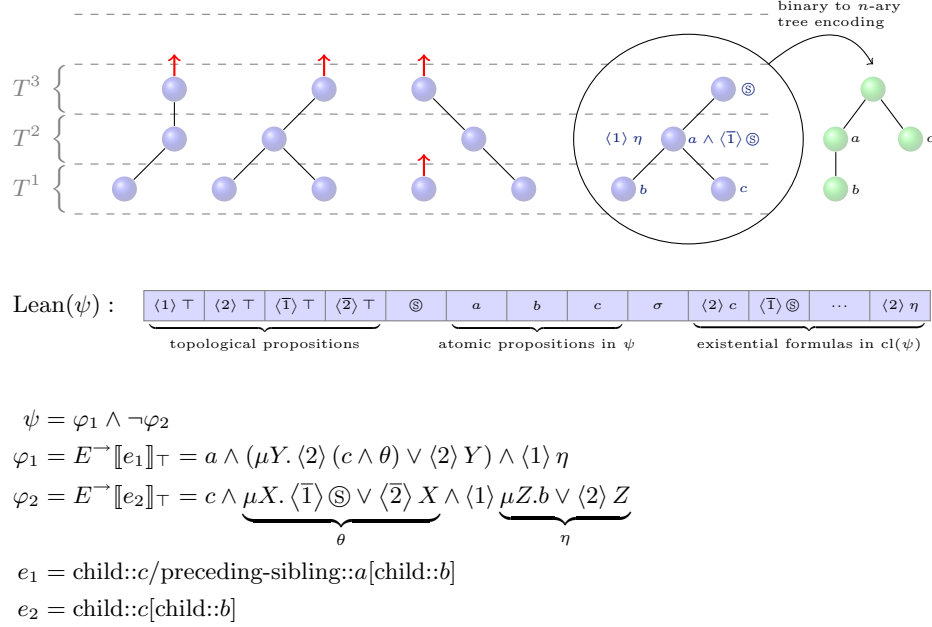


Figure 18: Run of the algorithm for a sample XPath containment problem:
 $e_1 \stackrel{?}{\subseteq} e_2$.

$$\begin{aligned}
\llbracket T \rrbracket_V^n &\stackrel{\text{def}}{=} \mathcal{F} & \llbracket X \rrbracket_V^n &\stackrel{\text{def}}{=} V(X) \\
\llbracket \varphi \vee \psi \rrbracket_V^n &\stackrel{\text{def}}{=} \llbracket \varphi \rrbracket_V^n \cup \llbracket \psi \rrbracket_V^n & \llbracket p \rrbracket_V^n &\stackrel{\text{def}}{=} \{f \mid \text{nm}(f) = p\} \\
\llbracket \varphi \wedge \psi \rrbracket_V^n &\stackrel{\text{def}}{=} \llbracket \varphi \rrbracket_V^n \cap \llbracket \psi \rrbracket_V^n & \llbracket \neg p \rrbracket_V^n &\stackrel{\text{def}}{=} \{f \mid \text{nm}(f) \neq p\} \\
\llbracket \langle \bar{1} \rangle \varphi \rrbracket_V^0 &\stackrel{\text{def}}{=} \mathcal{F} & \llbracket \odot \rrbracket_V^n &\stackrel{\text{def}}{=} \{f \mid f = (\sigma^\odot[tl], c)\} \\
\llbracket \langle \bar{2} \rangle \varphi \rrbracket_V^0 &\stackrel{\text{def}}{=} \mathcal{F} & \llbracket \neg \odot \rrbracket_V^n &\stackrel{\text{def}}{=} \{f \mid f = (\sigma[tl], c)\}
\end{aligned}$$

$$\begin{aligned}
\llbracket \langle \bar{1} \rangle \varphi \rrbracket_V^{n>0} &\stackrel{\text{def}}{=} \{f \langle 1 \rangle \mid f \in \llbracket \varphi \rrbracket_V^{n-1} \wedge f \langle 1 \rangle \text{ defined}\} \\
\llbracket \langle \bar{2} \rangle \varphi \rrbracket_V^{n>0} &\stackrel{\text{def}}{=} \{f \langle 2 \rangle \mid f \in \llbracket \varphi \rrbracket_V^{n-1} \wedge f \langle 2 \rangle \text{ defined}\} \\
\llbracket \langle 1 \rangle \varphi \rrbracket_V^n &\stackrel{\text{def}}{=} \{f \langle \bar{1} \rangle \mid f \in \llbracket \varphi \rrbracket_V^{n+1} \wedge f \langle \bar{1} \rangle \text{ defined}\} \\
\llbracket \langle 2 \rangle \varphi \rrbracket_V^n &\stackrel{\text{def}}{=} \{f \langle \bar{2} \rangle \mid f \in \llbracket \varphi \rrbracket_V^{n+1} \wedge f \langle \bar{2} \rangle \text{ defined}\} \\
\llbracket \neg \langle a \rangle T \rrbracket_V^n &\stackrel{\text{def}}{=} \{f \mid f \langle a \rangle \text{ undefined}\} \\
\llbracket \mu X_i = \varphi_i \text{ in } \psi \rrbracket_V^n &\stackrel{\text{def}}{=} \text{let } T_i = \left(\bigcap \left\{ \bar{T}_i \subseteq \bar{\mathcal{F}} \mid \llbracket \varphi_i \rrbracket_V^n_{[\bar{T}_i/X_i]} \subseteq \bar{T}_i \right\} \right)_i \\
&\quad \text{in } \llbracket \psi \rrbracket_V^n_{[T_i/X_i]}
\end{aligned}$$

Figure 19: Partial satisfiability

Every path may be given a *depth*:

$$\begin{aligned} \text{depth}(\epsilon) &\stackrel{\text{def}}{=} 0 \\ \text{depth}(\rho a) &\stackrel{\text{def}}{=} \text{depth}(\rho) + 1 \quad \text{if } a \in \{1, 2\} \\ \text{depth}(\rho a) &\stackrel{\text{def}}{=} \text{depth}(\rho) - 1 \quad \text{if } a \in \{\bar{1}, \bar{2}\} \end{aligned}$$

A forward path is a path that only mentions forward modalities.

We define a tree of types \mathcal{T} as a tree whose nodes are types, $\mathcal{T}(\cdot) = t$, with at most two children, $\mathcal{T}\langle 1 \rangle$ and $\mathcal{T}\langle 2 \rangle$. The navigation in trees of types is trivially extended to forward paths. A tree of types is *consistent* iff for every forward path ρ and for every child a of $\mathcal{T}\langle \rho \rangle$, we have $\mathcal{T}\langle \rho \rangle(\cdot) = t$, $\mathcal{T}\langle \rho a \rangle(\cdot) = t'$ implies $\langle a \rangle \top \in t$, $\langle \bar{a} \rangle \top \in t'$, and $\Delta_a(t, t')$.

Given a consistent tree of types \mathcal{T} , we now define a dependency graph whose nodes are pairs of a forward path ρ and a formula in $t = \mathcal{T}\langle \rho \rangle(\cdot)$ or the negation of a formula in the complement of t . The directed edges of the graph are labeled with modalities consistent with the tree. This graph corresponds to what the algorithm ultimately builds, as every iteration discovers longer forward paths. For every (ρ, φ) in the nodes we build the following edges:

- $\varphi \in \Sigma(\psi) \cup \neg\Sigma(\psi) \cup \{\odot, \neg\odot, \langle a \rangle \top, \neg\langle a \rangle \top\}$: no edge
- $\rho = \epsilon$ and $\varphi = \langle \bar{a} \rangle \varphi'$ with $a \in \{1, 2\}$: no edge
- $\rho = \rho' a$ and $\varphi = \langle a' \rangle \varphi'$: let $t = \mathcal{T}\langle \rho \rangle(\cdot)$.

We first consider the case where $a' \in \{1, 2\}$ and let $t' = \mathcal{T}\langle \rho a' \rangle(\cdot)$. As \mathcal{T} is consistent, we have $\varphi' \in t'$ hence there are T, F such that $\varphi' \in t' \implies (T, F)$ with T a subset of t' , and F a subset of the complement of t' . For every $\varphi_T \in T$ we add an edge a' to $(\rho a', \varphi_T)$, and for every $\varphi_F \in F$ we add an edge a' to $(\rho a', \neg\varphi_F)$.

We now consider the case where $a' \in \{\bar{1}, \bar{2}\}$ and first show that we have $a' = \bar{a}$. As \mathcal{T} is consistent, we have $\langle \bar{a} \rangle \top$ in t . Moreover, as t is a tree type, it must contain $\langle a' \rangle \top$. As a' is a backward modality, it must be equal to \bar{a} as at most one may be present. Hence we have $\rho' a a' = \rho'$ and we let $t' = \mathcal{T}\langle \rho' \rangle(\cdot)$. By consistency, we have $\varphi' \in t'$, hence $\varphi' \in t' \implies (T, F)$ and we add edges as in the previous case: to (ρ', φ_T) and to $(\rho', \neg\varphi_F)$.

- $\rho = \rho' a$ and $\varphi = \neg\langle a' \rangle \varphi'$: let $t = \mathcal{T}\langle \rho \rangle(\cdot)$. If $\langle a' \rangle \top$ is not in t then no edge is added. Otherwise, we proceed as in the previous case. For downward modalities, we let $t' = \mathcal{T}\langle \rho a' \rangle(\cdot)$ and we compute $\varphi' \notin t' \implies (T, F)$, which we know to hold by consistency. We then add edges to $(\rho a', \varphi_T)$ and to $(\rho a', \neg\varphi_F)$ as before. For upward modalities, as we have $\langle a' \rangle \top$ in t , we must have $a' = \bar{a}$ and we let $t' = \mathcal{T}\langle \rho' \rangle(\cdot)$. We compute $\varphi' \notin t' \implies (T, F)$ and we add the edges to (ρ', φ_T) and to $(\rho', \neg\varphi_F)$ as before.

Lemma 6.4 *The dependency graph of a consistent tree of types of a cycle-free formula is cycle free.*

Proof: The proof proceeds by induction on the depth of the cycle, relying on the fact that the dependency graph is consistent with the tree structure (i.e. if a 1 edge reaches a node, no $\bar{2}$ edge may leave this node). The induction case is

trivial: if there is a cycle of depth n , there must be a cycle of depth $n - 1$, a contradiction.

The base case is for a cycle of depth 1. We describe one case, where the cycle is $(\rho, \langle 1 \rangle \varphi) \xrightarrow{1} (\rho 1, \langle \bar{1} \rangle \psi) \xrightarrow{\bar{1}} (\rho, \langle 1 \rangle \varphi)$. As φ must be a subformula of ψ and ψ a subformula of φ , they are both recursive formula. An analysis of the shape of φ , based on the derivations $\varphi \dot{\in} t \implies (T, F)$ and $\psi \dot{\in} t' \implies (T', F')$ with $\langle 1 \rangle \psi \in T$ and $\langle \bar{1} \rangle \varphi \in T'$ then shows that φ is not a cycle-free formula, a contradiction. \square

Lemma 6.5 (Soundness) *Let T be the result set of the algorithm. For any type $t \in T$ and any φ such that $\varphi \dot{\in} t$, then $\llbracket \varphi \rrbracket_{\emptyset}^0 \neq \emptyset$.*

Proof:

The proof proceeds by induction on the number of steps of the algorithm. For every t in T^n and every witness tree \mathcal{T} rooted at t built from X^n , we show that \mathcal{T} is a consistent tree type and we build a focused tree f that is rooted (i.e. of the shape $(\sigma^\circ[tl], (\epsilon, Top, tl'))$). The tree f is in the partial interpretation of $\varphi_c(t)$: $f \langle \rho \rangle \in \llbracket \varphi_c(\mathcal{T} \langle \rho \rangle (\cdot)) \rrbracket_{\emptyset}^{depth(\rho)}$ for any path ρ whose depth is 0 or more, and f contains the start mark only if \textcircled{S} occurs in \mathcal{T} . We then show that for all $\varphi \dot{\in} t$, we have $f \in \llbracket \varphi \rrbracket_{\emptyset}^0$.

The base case is trivial by the shape of t : it may only contain backward modalities (trivially satisfied at level 0), one atomic proposition, and one start proposition. Moreover there is only one tree of witnesses to consider, the tree whose only node is t . If the atomic proposition is σ , then the focused tree returned is either $(\sigma^{\textcircled{S}}[\epsilon], (\epsilon, Top, \epsilon))$ or $(\sigma[\epsilon], (\epsilon, Top, \epsilon))$ depending on the start proposition.

In the inductive case, we consider every witness types for both downward modalities, t_1 and t_2 . For each of them, we consider every tree type \mathcal{T}_1 and \mathcal{T}_2 and build a tree type rooted at t which is consistent by definition of the algorithm. By induction, we have f_1 and f_2 such that $f_1 \langle \rho \rangle \in \llbracket \varphi_c(\mathcal{T} \langle 1\rho \rangle (\cdot)) \rrbracket_{\emptyset}^{depth(\rho)}$ and $f_2 \langle \rho \rangle \in \llbracket \varphi_c(\mathcal{T} \langle 2\rho \rangle (\cdot)) \rrbracket_{\emptyset}^{depth(\rho)}$ for any path ρ whose depth is 0 or more. If either \mathcal{T}_1 or \mathcal{T}_2 contains \textcircled{S} , then f_1 or f_2 contains the start mark by induction. Moreover, by definition of the algorithm, it is the case for only one of them and \textcircled{S} is not in t .

Let f_1 be $(\sigma_1^\circ[tl_1], (\epsilon, Top, tr_1))$ and f_2 be $(\sigma_2^\circ[tl_2], (\epsilon, Top, tr_2))$. Let $f = (\sigma(t)^\circ[\sigma_1^\circ[tl_1] :: tr_1], (\epsilon, Top, \sigma_2^\circ[tl_2] :: tr_2))$ where $\sigma(t)^\circ$ is $\sigma(t)^{\textcircled{S}}$ if $\textcircled{S} \in t$, and $\sigma(t)$ otherwise. Note that f contains exactly one start mark iff $\textcircled{S} \in \mathcal{T}$.

We next show that $f_1 \langle \rho \rangle \in \llbracket \varphi_c(\mathcal{T} \langle 1\rho \rangle (\cdot)) \rrbracket_{\emptyset}^{depth(\rho)}$ implies $f \langle 1\rho \rangle \in \llbracket \varphi_c(\mathcal{T} \langle 1\rho \rangle (\cdot)) \rrbracket_{\emptyset}^{depth(\rho)}$, and the same for the other modality, by induction on the depth of the path, remarking that every backward modality at level 0 is trivially satisfied.

We then proceed to show that f satisfies $\varphi_c(t)$ at level 0. To do so, we need a further induction on the dependency tree. Let ρ be a path of the dependency tree and ψ be a formula at that path in the dependency tree, we show that $f \langle \rho \rangle \in \llbracket \psi \rrbracket_V^{depth(\rho)}$. To do so, we rely on $f \langle \rho \rangle \in \llbracket \psi \rrbracket_V^{depth(\rho)-1}$ if $depth(\rho) \neq 0$. In the base case at depth 0, the result is by construction as the formula is either a backward modality or an atomic formula. In the base case at another depth, the case is immediate by induction as the formula has to be an atomic formula whose interpretation does not depend on the depth. In the induction case, we conclude by the inductive hypothesis and by definition of partial satisfiability.

$$\begin{array}{c}
\frac{}{f \Vdash_{\rho} \top} \quad \frac{\text{nm}(f) = \sigma}{f \Vdash_{\rho} \sigma} \quad \frac{\text{nm}(f) \neq \sigma}{f \Vdash_{\rho} \neg \sigma} \quad \frac{}{(\sigma^{\textcircled{S}}[tl], c) \Vdash_{\rho} \textcircled{S}} \quad \frac{}{(\sigma[tl], c) \Vdash_{\rho} \neg \textcircled{S}} \\
\\
\frac{f \Vdash_{\rho} \varphi}{f \Vdash_{\rho} \varphi \vee \psi} \quad \frac{f \Vdash_{\rho} \psi}{f \Vdash_{\rho} \varphi \vee \psi} \quad \frac{f \Vdash_{\rho} \varphi \quad f \Vdash_{\rho} \psi}{f \Vdash_{\rho} \varphi \wedge \psi} \quad \frac{f \langle 1 \rangle \Vdash_{\rho 1} \varphi}{f \Vdash_{\rho} \langle 1 \rangle \varphi} \\
\\
\frac{f \langle 2 \rangle \Vdash_{\rho 2} \varphi}{f \Vdash_{\rho} \langle 2 \rangle \varphi} \quad \frac{f \langle \bar{1} \rangle \Vdash_{\rho \bar{1}} \varphi}{f \Vdash_{\rho} \langle \bar{1} \rangle \varphi} \quad \frac{f \langle \bar{2} \rangle \Vdash_{\rho \bar{2}} \varphi}{f \Vdash_{\rho} \langle \bar{2} \rangle \varphi} \quad \frac{f \langle a \rangle \text{ undefined}}{f \Vdash_{\rho} \neg \langle a \rangle \top} \\
\\
\frac{f \Vdash_{\rho} \exp(\mu \bar{X}_i = \varphi_i \text{ in } \psi)}{f \Vdash_{\rho} \mu \bar{X}_i = \varphi_i \text{ in } \psi}
\end{array}$$

Figure 20: Satisfiability relation

We conclude the proof by noticing that the final selected type has no backward modality, hence $\llbracket \varphi_c(t) \rrbracket_0^{\emptyset} = \llbracket \varphi_c(t) \rrbracket_{\emptyset}$. \square

Lemma 6.6 (Completeness) *For a cycle-free closed formula $\varphi \in \mathcal{L}_{\mu}$, if $\llbracket \varphi \rrbracket_{\emptyset} \neq \emptyset$ then the algorithm terminates with a set of triples X such that $\text{FinalCheck}(\varphi, X)$.*

Proof: Let $f \in \llbracket \varphi \rrbracket_{\emptyset}$ be a smallest focused tree validating the formula such that the names occurring in f are either also occurring in φ or are a single other name σ_x . By Lemma 4.2, there is a finite unfolding of φ such that f belongs to its interpretation. Hence there is a finite satisfiability derivation, defined in Figure 20, of $f \Vdash_{\epsilon} \varphi$.

In the satisfiability derivation, we assume the paths are normalized ($1\bar{1} = \epsilon$). Hence every path is a concatenation of a (possibly empty) backward path ρ_b followed by a forward path ρ_f .

This derivation has the following property, immediate by induction: let f the initial focused tree, then $f' \Vdash_{\rho} \varphi$ implies $f' = f \langle \rho \rangle$. Hence if $f_1 \Vdash_{\rho} \varphi_1$ and $f_2 \Vdash_{\rho} \varphi_2$, then $f_1 = f_2$.

We next use the satisfiability derivation to construct a run of the algorithm that concludes that φ is satisfiable. We first associate each path to a type, which we then saturate (adding formulas that are true even though the satisfiability relation does not mention them at that path). We next show that every formula at a path in the satisfiability relation is implied by the type at that path, and that types are consistent according to the $\Delta_a(t, t')$ relation. We then conclude that the types are created by a run of the algorithm by induction on the paths.

More precisely, we first describe how we build t_{ρ} . Let Φ_{ρ} the set of formulas at path ρ . We first add every formula of Φ_{ρ} that is in $\text{Lean}(\varphi)$, then we complete this set to yield a correct type: if $\langle a \rangle \psi \in \Phi_{\rho}$ then we add $\langle a \rangle \top$; for every modality a for which $f \langle a \rangle$ is defined we add $\langle a \rangle \top$; if there is no atomic proposition in Φ_{ρ} then we add $\text{nm}(f \langle \rho \rangle)$; finally if $f \langle \rho \rangle$ has the start mark we add \textcircled{S} .

We next saturate the types. For every path t_{ρ} if $t_{\rho a}$ exists, if $\langle a \rangle \psi \in \text{Lean}(\varphi)$, and if $\psi \in t_{\rho a}$ then we add $\langle a \rangle \psi$ to t_{ρ} . This procedure is repeated until it does

not change any type. Termination is a consequence of the finite size of the lean and of the number of paths. The resulting types are satisfiable as they are before saturation (since a focused tree satisfies them) and each formula added during saturation is first checked to be implied by the type.

We next show (*): for any given path ρ , if $\varphi_\rho \in \Phi_\rho$ then $\varphi_\rho \dot{\in} t_\rho$, by induction on the satisfiability derivation. Base cases with no negation are immediate by definition of t_ρ as these are formulas of the lean. For base cases with negation, we rely on the fact that $f \langle \rho \rangle$ satisfies the formula, hence we cannot for instance have σ and $\neg\sigma$ in Φ_ρ . If $\neg \langle a \rangle \top \in \Phi_\rho$ then we cannot also have $\langle a \rangle \psi \in \Phi_\rho$ as ρa is not a valid path, hence $\langle a \rangle \top$ is not in t_ρ thus $\neg \langle a \rangle \top \dot{\in} t_\rho$. The inductive cases of this induction (disjunction, conjunction, recursion) are immediate as they correspond to the definition of $\cdot \dot{\in} \cdot$.

We next show that for every type t_ρ and $t_{\rho a}$ where a is a forward modality, we have $\langle \bar{a} \rangle \top \in t_{\rho a}$ and $\Delta_a(t_\rho, t_{\rho a})$. (Note that, by path normalization, the types considered may be $t_{\bar{1}}$ and $t_{\bar{2}}$ for modality 2.) The first condition is immediate by construction of $t_{\rho a}$ as $f \langle \rho a \rangle$ is defined. For the second condition, let $\langle a \rangle \psi \in t_\rho$. If $\langle a \rangle \psi \in \Phi_\rho$, then it occurs in the satisfiability derivation with an hypothesis $f_{\rho a} \Vdash_{\rho a} \psi$. In this case we have $\psi \dot{\in} t_{\rho a}$ by (*). If $\langle a \rangle \psi \notin \Phi_\rho$ then it was added during saturation and the result is immediate by construction. Conversely, if $\psi \dot{\in} t_{\rho a}$ then by saturation we have $\langle a \rangle \psi \in t_\rho$. We now consider the case $\langle \bar{a} \rangle \psi \in t_{\rho a}$. The proof goes exactly as before, distinguishing the case where the formula is in $\Phi_{\rho a}$ and the case where it was added by saturation.

We now show that there is a run of the algorithm that produces these types. We proceed by induction on the paths in the downward direction: if $t_{\rho a}$ has been proven for a partial run for $a \in \{1, 2\}$, then t_ρ is proven for the next step of the algorithm. Moreover, we show that $(t_\rho, \{t_{\rho 1}\}, \{t_{\rho 2}\})$ is marked iff a forward subtree of $f \langle \rho \rangle$ contains the start mark. The base case is for paths with no descendants, hence no witness is required. The algorithm then adds $(t_\rho, \emptyset, \emptyset)$ to its set of types, with a mark iff $\textcircled{S} \in t_\rho$, iff $f \langle \rho \rangle$ is marked.

We now consider the inductive case. By induction, a partial run of the algorithm returns $t_{\rho 1}$ and/or $t_{\rho 2}$. We first show that t_ρ is returned in the next step of the algorithm, taking these two types as witnesses. We first remark that if either witness is marked then the other is not and the mark is not at $f \langle \rho \rangle$, since there is only one start mark in f , and if the mark is at $f \langle \rho \rangle$, then neither witness is marked. For each child $a \in \{1, 2\}$ we have $\Delta_a(t_\rho, t_{\rho a})$ and $\langle \bar{a} \rangle \top \in t_{\rho a}$, hence the triple (t_ρ, W_1, W_2) with $t_{\rho 1} \in W_1$ and $t_{\rho 2} \in W_2$ is added by the algorithm.

We may now conclude. At the end of the induction, the last path considered, ρ_0 , has no predecessor, hence it is the longest backward only path. Since $f \langle \rho_0 \rangle$ is the root of the tree, we have $\langle \bar{1} \rangle \top \notin t_{\rho_0}$ and $\langle \bar{2} \rangle \top \notin t_{\rho_0}$. Moreover, as the start mark is somewhere in f , it is in a forward subtree of $f \langle \rho_0 \rangle$, hence the final type is marked. Finally, t_ϵ is in the witness tree of the final type, and since $f \Vdash_\epsilon \varphi$, we have $\varphi \dot{\in} t_\epsilon$. \square

Lemma 6.7 (Complexity) *For $\psi \in \mathcal{L}_\mu$ the satisfiability problem $\llbracket \psi \rrbracket_\emptyset \neq \emptyset$ is decidable in time $2^{O(n)}$ where $n = |\text{Lean}(\psi)|$.*

Proof: $|\text{Types}(\psi)|$ is bounded by $|2^{\text{Lean}(\psi)}|$ which is $2^{O(n)}$. During each iteration, the algorithm adds at least one new type (otherwise it terminates), thus

it performs at most $2^{O(n)}$ iterations. We now detail what it does at each iteration. For each type that may be added (there are $2^{O(n)}$ of them), there are two traversals of the set of types at the previous step to collect witnesses. Hence there are $2 * 2^{O(n)} * 2^{O(n)} = 2^{O(n)}$ witness tests at each iteration. Each witness test involves a membership test and a Δ_a test. In the implementation these are precomputed: for every formula $\langle a \rangle \varphi$ in the lean, the subsets (T, F) of the lean that must be true and false respectively for φ to be true are precomputed, so testing $\varphi \in t$ are simple inclusion and disjunction tests. The `FinalCheck` condition test at most $2^{O(n)}$ ψ -types and each test takes at most $2^{O(n)}$ (testing the formulas containing \textcircled{S} against ψ). Therefore, the worst case global time complexity of the algorithm does not exceed $2^{O(n)}$. \square

7 Implementation Techniques

This section describes the main techniques used for implementing an effective \mathcal{L}_μ decision procedure. More details along with an implementation can be found at [20].

7.1 Implicit Representation of Sets of ψ -Types

Our implementation relies on a symbolic representation and manipulation of sets of ψ -types using Binary Decision Diagrams (BDDs) [5]. BDDs provide a canonical representation of boolean functions. Experience has shown that this representation is very compact for very large boolean functions. Their effectiveness is notably well known in the area of formal verification of systems [11].

First, we observe that the implementation can avoid keeping track of every possible witnesses of each ψ -type. In fact, for a formula φ , we can test $\llbracket \varphi \rrbracket_\emptyset \neq \emptyset$ by testing the satisfiability of the (linear-size) “plunging” formula $\psi = \mu X. \varphi \vee \langle 1 \rangle X \vee \langle 2 \rangle X$ at the root of focused trees. That is, checking $\llbracket \psi \rrbracket_\emptyset^0 \neq \emptyset$ while ensuring there is no unfulfilled upward eventuality at top level 0. One advantage of proceeding this way is that the implementation only need to deal with a current set of ψ -types at each step.

We now introduce a bit-vector representation of ψ -types. Types are complete in the sense that either a subformula or its negation must belong to a type. It is thus possible for a formula $\varphi \in \text{Lean}(\psi)$ to be represented using a single BDD variable. For $\text{Lean}(\psi) = \{\varphi_1, \dots, \varphi_m\}$, we represent a subset $t \subseteq \text{Lean}(\psi)$ by a vector $\vec{t} = \langle t_1, \dots, t_m \rangle \in \{0, 1\}^m$ such that $\varphi_i \in t$ iff $t_i = 1$. A BDD with m variables is then used to represent a set of such bit vectors.

We define auxiliary predicates for programs $a \in \{1, 2\}$:

- $\text{isparent}_a(\vec{t})$ is read “ \vec{t} is a parent for program a ” and is true iff the bit for $\langle a \rangle \top$ is true in \vec{t}
- $\text{ischild}_a(\vec{t})$ is read “ \vec{t} is a child for program a ” and is true iff the bit for $\langle \bar{a} \rangle \top$ is true in \vec{t}

For a set $T \subseteq 2^{\text{Lean}(\psi)}$, we note χ_T its corresponding characteristic function. Encoding $\chi_{\text{Types}(\psi)}$ is straightforward with the previous definitions. We define

the equivalent of $\dot{\in}$ on the bit vector representation:

$$\text{status}_\varphi(\vec{t}) \stackrel{\text{def}}{=} \begin{cases} t_i & \text{if } \varphi \in \text{Lean}(\psi) \\ \text{status}_{\varphi'}(\vec{t}) \wedge \text{status}_{\varphi''}(\vec{t}) & \text{if } \varphi = \varphi' \wedge \varphi'' \\ \text{status}_{\varphi'}(\vec{t}) \vee \text{status}_{\varphi''}(\vec{t}) & \text{if } \varphi = \varphi' \vee \varphi'' \\ \neg \text{status}_{\varphi'}(\vec{t}) & \text{if } \varphi = \neg \varphi' \\ \text{status}_{\text{exp}(\varphi)}(\vec{t}) & \text{if } \varphi = \mu \overline{X}_i = \varphi_i \text{ in } \psi \end{cases}$$

We note $a \rightarrow b$ the implication and $a \leftrightarrow b$ the equivalence of two boolean formulas a and b over vector bits. We can now construct the BDD of the relation Δ_a for $a \in \{1, 2\}$. This BDD relates all pairs (\vec{x}, \vec{y}) that are consistent w.r.t the program a , i.e., such that \vec{y} supports all of \vec{x} 's $\langle a \rangle \varphi$ formulas, and vice-versa \vec{x} supports all of \vec{y} 's $\langle \bar{a} \rangle \varphi$ formulas:

$$\Delta_a(\vec{x}, \vec{y}) \stackrel{\text{def}}{=} \bigwedge_{1 \leq i \leq m} \begin{cases} x_i \leftrightarrow \text{status}_\varphi(\vec{y}) & \text{if } \varphi_i = \langle a \rangle \varphi \\ y_i \leftrightarrow \text{status}_\varphi(\vec{x}) & \text{if } \varphi_i = \langle \bar{a} \rangle \varphi \\ \top & \text{otherwise} \end{cases}$$

For $a \in \{1, 2\}$, we define the set of witnessed vectors:

$$\chi_{\text{wit}_a(T)}(\vec{x}) \stackrel{\text{def}}{=} \text{isparent}_a(\vec{x}) \rightarrow \exists \vec{y} [h(\vec{y}) \wedge \Delta_a(\vec{x}, \vec{y})]$$

where $h(\vec{y}) = \chi_T(\vec{y}) \wedge \text{ischild}_a(\vec{y})$.

Then, the BDD of the fixpoint computation is initially set to the false constant, and the main function $\text{Upd}(\cdot)$ is implemented as:

$$\chi_{\text{Upd}(T)}(\vec{x}) \stackrel{\text{def}}{=} \chi_T(\vec{x}) \vee \left(\chi_{\text{Types}(\psi)}(\vec{x}) \wedge \bigwedge_{a \in \{1, 2\}} \chi_{\text{wit}_a(T)}(\vec{x}) \right)$$

Finally, the solver is implemented as iterations over the sets $\chi_{\text{Upd}(T)}$ until a fixpoint is reached. The final satisfiability condition consists in checking whether ψ is present in a ψ -type of this fixpoint with no unfulfilled upward eventuality:

$$\exists \vec{t} \left[\chi_T(\vec{t}) \wedge \bigwedge_{a \in \{1, 2\}} \neg \text{ischild}_a(\vec{t}) \wedge \text{status}_\psi(\vec{t}) \right]$$

7.2 Satisfying Model Reconstruction

The implementation keeps a copy of each intermediate set of types computed by the algorithm, so that whenever a formula is satisfiable, a minimal satisfying model can be extracted. The top-down (re)construction of a satisfying model starts from a root (a ψ -type for which the final satisfiability condition holds), and repeatedly attempts to find successors. In order to minimize model size, only required left and right branches are built. Furthermore, for minimizing the maximal depth of the model, left and right successors of a node are successively searched in the intermediate sets of types, in the order they were computed by the algorithm. For readability purposes, the extracted satisfying model can be enriched by annotating the start mark \textcircled{S} from which XPath evaluation started and a target node selected by the XPath expression. The annotated model is then provided to the user in XML unranked tree syntax.

7.3 Conjunctive Partitioning and Early Quantification

The BDD-based implementation involves computations of *relational products* of the form:

$$\exists \vec{y} [h(\vec{y}) \wedge \Delta_a(\vec{x}, \vec{y})] \quad (1)$$

It is well-known that such a computation may be quite time and space consuming, because the BDD corresponding to the relation Δ_a may be quite large.

One famous optimization technique is *conjunctive partitioning* [11] combined with *early quantification* [40]. The idea is to compute the relational product without ever building the full BDD of the relation Δ_a . This is possible by taking advantage of the form of Δ_a along with properties of existential quantification. By definition, Δ_a is a conjunction of n equivalences relating \vec{x} and \vec{y} where n is the number of $\langle b \rangle \varphi$ formulas in $\text{Lean}(\psi)$ where $\varphi \neq \top$ and $b \in \{a, \bar{a}\}$:

$$\Delta_a(\vec{x}, \vec{y}) = \bigwedge_{i=1}^n R_i(\vec{x}, \vec{y})$$

If a variable y_k does not occur in the clauses R_{i+1}, \dots, R_n then the relational product (1) can be rewritten as:

$$\exists_{y_1, \dots, y_{k-1}, y_{k+1}, \dots, y_m} \left[\exists y_k \left[h(\vec{y}) \wedge \bigwedge_{1 \leq j \leq i} R_j(\vec{x}, \vec{y}) \right] \wedge \bigwedge_{i+1 \leq l \leq n} R_l(\vec{x}, \vec{y}) \right]$$

This allows to apply existential quantification on intermediate BDDs and thus to compose smaller BDDs. Of course, there are many ways to compose the $R_i(\vec{x}, \vec{y})$. Let ρ be a permutation of $\{0, \dots, n-1\}$ which determines the order in which the partitions $R_i(\vec{x}, \vec{y})$ are combined. For each i , let D_i be the set of variables y_k with $k \in \{1, \dots, m\}$ that $R_i(\vec{x}, \vec{y})$ depends on. We define E_i as the set of variables contained in $D_{\rho(i)}$ that are not contained in $D_{\rho(j)}$ for any j larger than i :

$$E_i = D_{\rho(i)} \setminus \bigcup_{j=i+1}^{n-1} D_{\rho(j)}$$

The E_i are pairwise disjoint and their union contains all the variables. The relational product (1) can be computed by starting from:

$$h_1(\vec{x}, \vec{y}) = \exists_{y_k \in E_0} [h(\vec{y}) \wedge R_{\rho(0)}(\vec{x}, \vec{y})]$$

and successively computing h_{p+1} defined as follows:

$$h_{p+1}(\vec{x}, \vec{y}) = \begin{cases} \exists_{y_k \in E_p} [h_p(\vec{x}, \vec{y}) \wedge R_{\rho(p)}(\vec{x}, \vec{y})] & \text{if } E_p \neq \emptyset \\ h_p(\vec{x}, \vec{y}) \wedge R_{\rho(p)}(\vec{x}, \vec{y}) & \text{if } E_p = \emptyset \end{cases}$$

until reaching h_n which is the result of the relational product. The ordering ρ determines how early in the computation variables can be quantified out. This directly impact the sizes of BDDs constructed and therefore the global efficiency

of the decision procedure. It is thus important to choose ρ carefully. The overall goal is to minimize the size of the largest BDD created during the elimination process. We use a heuristic taken from [11] which seems to provide the best approximation and in practice has the best performance. It defines the cost of eliminating a variable y_k as the sum of the sizes of all the D_i containing y_k :

$$\sum_{1 \leq i \leq n, y_k \in D_i} |D_i|$$

The ordering ρ on the relations R_i is then defined in such a way that variables can be eliminated in the order given by a greedy algorithm which repeatedly eliminates the variable of minimum cost.

7.4 BDD Variable Ordering

The cost of BDD operations is very sensitive to variable ordering. Finding the optimal variable ordering is known to be NP-complete [23], however several heuristics are known to perform well in practice [11]. Choosing a good initial order of $\text{Lean}(\psi)$ formulas does significantly improve performance. We found out that preserving locality of the initial problem is essential. Experience has shown that the variable order determined by the breadth-first traversal of the formula ψ to solve, which keeps sister subformulas in close proximity, yields better results in practice.

8 Typing Applications and Experimental Results

For XPath expressions e_1, \dots, e_n , we can formulate several decision problems in the presence of XML type expressions T_1, \dots, T_n :

- XPath containment: $E^{-}[[e_1]_{[T_1]}] \wedge \neg E^{-}[[e_2]_{[T_2]}]$ (if the formula is unsatisfiable then all nodes selected by e_1 under type constraint T_1 are selected by e_2 under type constraint T_2)
- XPath emptiness: $E^{-}[[e_1]_{[T_1]}]$
- XPath overlap: $E^{-}[[e_1]_{[T_1]}] \wedge E^{-}[[e_2]_{[T_2]}]$
- XPath coverage: $E^{-}[[e_1]_{[T_1]}] \wedge \bigwedge_{2 \leq i \leq n} \neg E^{-}[[e_i]_{[T_i]}]$

Two problems are of special interest for XML type checking:

- Static type checking of an annotated XPath query:
 $E^{-}[[e_1]_{[T_1]}] \wedge \neg[[T_2]]$ (if the formula is unsatisfiable then all nodes selected by e_1 under type constraint T_1 are included in the type T_2 .)
- XPath equivalence under type constraints:
 $E^{-}[[e_1]_{[T_1]}] \wedge \neg E^{-}[[e_2]_{[T_2]}]$ and $\neg E^{-}[[e_1]_{[T_1]}] \wedge E^{-}[[e_2]_{[T_2]}]$ (This test can be used to check that the nodes selected after a modification of a type T_1 by T_2 and an XPath expression e_1 by e_2 are the same, typically when an input type changes and the corresponding XPath query has to change as well.)

e_1 `/a[.//b[c/*//d]/b[c//d]/b[c/d]]`
 e_2 `/a[.//b[c/*//d]/b[c/d]]`
 e_3 `a/b//c/foll-sibling::d/e`
 e_4 `a/b//d[prec-sibling::c]/e`
 e_5 `a/c/following::d/e`
 e_6 `a/b[//c]/following::d/e ∩ a/d[preceding::c]/e`
 e_7 `*//switch[ancestor::head]//seq//audio[prec-sibling::video]`
 e_8 `descendant::a[ancestor::a]`
 e_9 `/descendant::*`
 e_{10} `html/(head | body)`
 e_{11} `html/head/descendant::*`
 e_{12} `html/body/descendant::*`

Figure 21: XPath Expressions Used in Experiments.

DTD	Symbols	Binary Type Variables
SMIL 1.0	19	11
XHTML 1.0 Strict	77	325

Table 1: Types Used in Experiments.

As no third-party implementation we know of addresses reverse axes and recursion, we simply provide evidence that our approach is efficient. We carried out extensive tests² [20], and present here only a representative sample that includes the most complex language features such as recursive forward and backward axes, intersection, large and very recursive types with a reasonable alphabet size. The tests use XPath expressions shown on Figure 21 (where “//” is used as a shorthand for “/desc-or-self::*”) and XML types shown on Table 1. Table 2 presents some decision problems and corresponding performance results. Times reported in milliseconds correspond to the running time of the satisfiability solver without the (negligible) time spent for parsing and translating into \mathcal{L}_μ .

The first XPath containment instance was first formulated in [34] as an example for which the proposed tree pattern homomorphism technique is incomplete. The e_8 example shows that the official XHTML DTD does not syntactically prohibit the nesting of anchors. For the XHTML case, we observe that the time needed is more important, but it remains practically relevant, especially for static analysis operations performed only at compile-time.

9 Related Work

The XPath containment problem has attracted a lot of research attention in the database community [34, 38, 41]. The focus was given to the study of the impact of different XPath features on the containment complexity (see [41] for an

²Experiments have been conducted with a JAVA implementation running on a Pentium 4, 3 Ghz, with 512Mb of RAM with Windows XP.

XPath Decision Problem	XML Type	Time (ms)
$e_1 \subseteq e_2$ and $e_2 \not\subseteq e_1$	none	353
$e_4 \subseteq e_3$ and $e_4 \subseteq e_3$	none	45
$e_6 \subseteq e_5$ and $e_5 \not\subseteq e_6$	none	41
e_7 is satisfiable	SMIL 1.0	157
e_8 is satisfiable	XHTML 1.0	2630
$e_9 \subseteq (e_{10} \cup e_{11} \cup e_{12})$	XHTML 1.0	2872

Table 2: Some Decision Problems and Corresponding Results.

overview). Specifically, [38] proves an EXPTIME upper-bound (in the presence of DTDs) of queries containing the “child” and “descendant” axes, and union of paths. The complexity of XPath satisfiability in the presence of DTDs also is extensively studied in [3]. From these results, we know that XPath containment with or without type constraints ranges from EXPTIME to undecidable.

Most formalisms used in the context of XML are related to one of the two logics used for unranked trees: first-order logic (FO), and Monadic Second Order Logic (MSO). FO and relatives are frequently used for query languages since they nicely capture their navigational features [2]. For query languages, Computational Tree Logic (CTL) [7], which is equivalent to FO over tree structures has been proposed [34, 32, 2]. In an attempt to reach more expressive power, the work found in [1] proposes a variant of Propositional Dynamic Logic (PDL) [15] with an EXPTIME complexity. MSO, specifically the weak monadic second-order logic of two successors (WS2S) [43, 10], is one of the most expressive decidable logic used when both regular types and queries [2] are under consideration. WS2S satisfiability is known to be non-elementary. A drawback of the WS2S decision procedure is that it requires the full construction and complementation of tree automata.

Some temporal and fixpoint logics closely related to MSO have been introduced and allow to avoid explicit automata construction. The propositional modal μ -calculus introduced in [29] has been shown to be as expressive as non-deterministic tree automata [12]. Since it is trivially closed under negation, it constitutes a good alternative for studying MSO-related problems. Moreover, it has been extended with converse programs in [45]. The best known complexity for the resulting logic is obtained through reduction to the emptiness problem of alternating tree automaton which is in $2^{O(n^4 \cdot \log n)}$, where n corresponds to the length of a formula [22]. Unfortunately the logic lacks the finite model property. From [30], we know that WS2S is exactly as expressive as the alternation-free fragment (AFMC) of the propositional modal μ -calculus. Furthermore, the AFMC subsumes all early logics such as CTL [7] and PDL [15] (see [2] for a complete survey on tree logics). In [33], the author considers XPath equivalence under DTDs (local tree types) for which satisfiability is shown to be in EXPTIME.

The goal of the research presented so far is limited to establishing new theoretical properties and complexity bounds. Our research differs in that we seek precise complexity bounds, efficient implementation techniques, and concrete design that may be directly applied to the type checking of XPath queries under regular tree types.

In this line of research, some experimental results based on WS2S, through the Mona tool [28], have recently been reported for XPath containment [19] and even for query evaluation [27]. However, for static analysis purposes, the explosiveness of the approach is very difficult to control due to the non-elementary complexity. Closer to our contribution, the recent work found in [42] provides a decision procedure for the AFMC with converse whose time complexity is $2^{O(n \cdot \log n)}$. However, models of the logic are Kripke structures (infinite graphs). Enforcing the finite tree model property can be done at the syntactic level [42], and this has been further developed in the XML setting in [18]. Nevertheless, the drawback of this approach is that the AFMC decision procedure requires expensive cycle-detection for rejecting infinite derivation paths for least fixpoint formulas. Furthermore, there is a fundamental difference between this approach and the algorithm presented in this article. The algorithm of [42] used in [18] actually computes a greatest fixpoint: it starts from all possible (graph) nodes and progressively removes all inconsistent nodes until a fixpoint is reached. Finally, if the fixpoint contains a satisfying (tree) structure then the formula is satisfiable. As a consequence, unlike the algorithm presented in this article, (1) the algorithm must always explore all nodes, and (2) it cannot terminate until full completion of the fixpoint computation (otherwise inconsistencies may remain). The present work shows how this can be avoided for finite trees. As a consequence, the resulting performance is much more attractive. In an earlier work on XML type checking, a logic for finite trees was presented [44], but the logic is not closed under negation.

In [8], a technique is presented for statically ensuring correctness of paths. The approach only deals with emptiness of XPath expressions without reverse axes, whereas our approach solves the more general problem of containment, including reverse axes.

The work [36] presents an approximated technique that is able to statically detect errors in XSLT stylesheets. Their approach could certainly benefit from using our exact algorithm instead of their conservative approximation. The XDuce [24], CDuce [4], and XStatic [16] languages support pattern-matching through regular expression types but not XPath. Although some recent work shows how to translate XPath into Xstatic [17], the XPath fragment considered does not include reverse axes nor negation in qualifiers. A survey on existing research on statically type checking XML transformations can be found in [35].

10 Conclusion

The main result of our paper is a sound and complete algorithm for the satisfiability of decision problems involving regular tree types and XPath queries with a tighter $2^{O(n)}$ complexity in the length of a formula. Our approach is based on a sub-logic of the alternation-free modal μ -calculus with converse for finite trees.

Our proof method reveals deep connections between this logic and XPath decision problems. First, the translations of XML regular tree types and a large XPath fragment are cycle-free and linear in the size of the corresponding formulas in the logic. Second, on finite trees, since both operators are equivalent, the logic with a single fixpoint operator is closed under negation. This allows to

address key XPath decision problems such as containment. The current solver can also support conditional XPath proposed in [33].

Finally, there are a number of interesting directions for further research that build on ideas developed here: extending XPath to restricted data values comparisons that preserves this complexity, for instance data values on a finite domain, and integrating related work on counting [9] to our logic. We also plan on continuing to improve the performance of our implementation.

References

- [1] L. Afanasiev, P. Blackburn, I. Dimitriou, B. Gaiffe, E. Goris, M. Marx, and M. de Rijke. PDL for ordered trees. *Journal of Applied Non-Classical Logics*, 15(2):115–135, 2005.
- [2] P. Barceló and L. Libkin. Temporal logics over unranked trees. In *LICS '05: Proceedings of the 20th Annual IEEE Symposium on Logic in Computer Science*, pages 31–40, Washington, DC, USA, 2005. IEEE Computer Society.
- [3] M. Benedikt, W. Fan, and F. Geerts. XPath satisfiability in the presence of DTDs. In *PODS '05: Proceedings of the twenty-fourth ACM Symposium on Principles of Database Systems*, pages 25–36, New York, NY, USA, 2005. ACM Press.
- [4] V. Benzaken, G. Castagna, and A. Frisch. CDuce: An XML-centric general-purpose language. In *ICFP '03: Proceedings of the Eighth ACM SIGPLAN International Conference on Functional Programming*, pages 51–63, New York, NY, USA, 2003. ACM Press.
- [5] R. E. Bryant. Graph-based algorithms for boolean function manipulation. *IEEE Trans. on Computers*, 35(8):677–691, 1986.
- [6] J. Clark and S. DeRose. XML path language (XPath) version 1.0, W3C recommendation, November 1999. <http://www.w3.org/TR/1999/REC-xpath-19991116>.
- [7] E. M. Clarke and E. A. Emerson. Design and synthesis of synchronization skeletons using branching-time temporal logic. In *Logic of Programs, Workshop*, volume 131 of *LNCS*, pages 52–71, London, UK, 1981. Springer-Verlag.
- [8] D. Colazzo, G. Ghelli, P. Manghi, and C. Sartiani. Static analysis for path correctness of XML queries. *J. Funct. Program.*, 16(4-5):621–661, 2006.
- [9] S. Dal Zilio, D. Lugiez, and C. Meyssonier. A logic you can count on. In *POPL '04: Proceedings of the 31st ACM SIGPLAN-SIGACT Symposium on Principles of Programming Languages*, pages 135–146, New York, NY, USA, 2004. ACM Press.
- [10] J. Doner. Tree acceptors and some of their applications. *Journal of Computer and System Sciences*, 4:406–451, 1970.

-
- [11] J. Edmund M. Clarke, O. Grumberg, and D. A. Peled. *Model checking*. MIT Press, Cambridge, MA, USA, 1999.
- [12] E. A. Emerson and C. S. Jutla. Tree automata, μ -calculus and determinacy. In *Proceedings of the 32nd annual Symposium on Foundations of Computer Science*, pages 368–377, Los Alamitos, CA, USA, 1991. IEEE Computer Society Press.
- [13] D. C. Fallside and P. Walmsley. XML Schema part 0: Primer second edition, W3C recommendation, October 2004. <http://www.w3.org/TR/xmlschema-0/>.
- [14] W. Fan, C.-Y. Chan, and M. Garofalakis. Secure XML querying with security views. In *SIGMOD '04: Proceedings of the 2004 ACM SIGMOD International Conference on Management of Data*, pages 587–598, New York, NY, USA, 2004. ACM Press.
- [15] M. J. Fischer and R. E. Ladner. Propositional dynamic logic of regular programs. *JCSS*, 18(2):194–211, 1979.
- [16] V. Gapeyev and B. C. Pierce. Regular object types. In *European Conference on Object-Oriented Programming (ECOOP), Darmstadt, Germany*, pages 151–175, Berlin, Germany, 2003. Springer / Heidelberg. A preliminary version was presented at FOOL '03.
- [17] V. Gapeyev and B. C. Pierce. Paths into patterns. Technical Report MS-CIS-04-25, University of Pennsylvania, Oct. 2004.
- [18] P. Genevès and N. Layaïda. A system for the static analysis of XPath. *ACM Trans. Inf. Syst.*, 24(4):475–502, 2006.
- [19] P. Genevès and N. Layaïda. Deciding XPath containment with MSO. *Data & Knowledge Engineering*, 63(1):108–136, October 2007.
- [20] P. Genevès, N. Layaïda, and A. Schmitt. A satisfiability solver for XML and XPath, June 2006. <http://wam.inrialpes.fr/xml>.
- [21] P. Genevès and J.-Y. Vion-Dury. Logic-based XPath optimization. In *DocEng '04: Proceedings of the 2004 ACM Symposium on Document Engineering*, pages 211–219, NY, USA, 2004. ACM Press.
- [22] E. Grädel, W. Thomas, and T. Wilke. *Automata logics, and infinite games: a guide to current research*. Springer-Verlag, New York, NY, USA, 2002.
- [23] R. Hojati, S. C. Krishnan, and R. K. Brayton. Early quantification and partitioned transition relations. In *ICCD '96: Proceedings of the 1996 International Conference on Computer Design, VLSI in Computers and Processors*, pages 12–19, Washington, DC, USA, 1996. IEEE Computer Society.
- [24] H. Hosoya and B. C. Pierce. XDuce: A statically typed XML processing language. *ACM Trans. Inter. Tech.*, 3(2):117–148, 2003.
- [25] H. Hosoya, J. Vouillon, and B. C. Pierce. Regular expression types for XML. *ACM Trans. Program. Lang. Syst.*, 27(1):46–90, 2005.

-
- [26] G. P. Huet. The zipper. *J. Funct. Program.*, 7(5):549–554, 1997.
- [27] K. Inaba and H. Hosoya. MTran, June 2006. <http://arbre.is.s.u-tokyo.ac.jp/kinaba/MTran/>.
- [28] N. Klarlund, A. Møller, and M. I. Schwartzbach. MONA 1.4, January 2001. <http://www.brics.dk/mona/>.
- [29] D. Kozen. Results on the propositional μ -calculus. *Theoretical Computer Science*, 27:333–354, 1983.
- [30] O. Kupferman and M. Vardi. The weakness of self-complementation. In *Proc. 16th Symp. on Theoretical Aspects of Computer Science*, volume 1563 of *LNCS*, pages 455–466, London, UK, 1999. Springer.
- [31] M. Y. Levin and B. C. Pierce. Type-based optimization for regular patterns. In *DBPL '05: Proceedings of the 10th International Symposium on Database Programming Languages*, volume 3774 of *LNCS*, London, UK, August 2005. Springer-Verlag.
- [32] M. Marx. Conditional XPath, the first order complete XPath dialect. In *PODS '04: Proceedings of the twenty-third ACM Symposium on Principles of Database Systems*, pages 13–22, New York, NY, USA, 2004. ACM Press.
- [33] M. Marx. XPath with conditional axis relations. In *Proceedings of the 9th International Conference on Extending Database Technology*, volume 2992 of *LNCS*, pages 477–494, London, UK, January 2004. Springer-Verlag.
- [34] G. Miklau and D. Suciu. Containment and equivalence for a fragment of XPath. *Journal of the ACM*, 51(1):2–45, 2004.
- [35] A. Møller, M. O. Olesen, and M. I. Schwartzbach. Static validation of XSL Transformations. Technical Report RS-05-32, BRICS, 2005.
- [36] A. Møller and M. I. Schwartzbach. The design space of type checkers for XML transformation languages. In *Proc. Tenth International Conference on Database Theory, ICDT '05*, volume 3363 of *LNCS*, pages 17–36, London, UK, January 2005. Springer-Verlag.
- [37] M. Murata, D. Lee, M. Mani, and K. Kawaguchi. Taxonomy of XML schema languages using formal language theory. *ACM Transactions on Internet Technology*, 5(4):660–704, 2005.
- [38] F. Neven and T. Schwentick. XPath containment in the presence of disjunction, DTDs, and variables. In *ICDT '03: Proceedings of the 9th International Conference on Database Theory*, volume 2572 of *LNCS*, pages 315–329, London, UK, 2003. Springer-Verlag.
- [39] D. Olteanu, H. Meuss, T. Furche, and F. Bry. XPath: Looking forward. In *EDBT '02: Proceedings of the Workshop on XML-Based Data Management*, volume 2490 of *LNCS*, pages 109–127, London, UK, 2002. Springer-Verlag.
- [40] G. Pan, U. Sattler, and M. Y. Vardi. BDD-based decision procedures for the modal logic K. *Journal of Applied Non-classical Logics*, 16(1-2):169–208, 2006.

-
- [41] T. Schwentick. XPath query containment. *SIGMOD Record*, 33(1):101–109, 2004.
- [42] Y. Tanabe, K. Takahashi, M. Yamamoto, A. Tozawa, and M. Hagiya. A decision procedure for the alternation-free two-way modal μ -calculus. In *In TABLEAUX 2005*, volume 3702 of *LNCS*, pages 277–291, London, UK, September 2005. Springer-Verlag.
- [43] J. W. Thatcher and J. B. Wright. Generalized finite automata theory with an application to a decision problem of second-order logic. *Mathematical Systems Theory*, 2(1):57–81, 1968.
- [44] A. Tozawa. On binary tree logic for XML and its satisfiability test. In *PPL '04: the Sixth JSSST Workshop on Programming and Programming Languages*, Gamagori, Japan, 2004. Informal Proceedings.
- [45] M. Y. Vardi. Reasoning about the past with two-way automata. In *ICALP '98: Proceedings of the 25th International Colloquium on Automata, Languages and Programming*, pages 628–641, London, UK, 1998. Springer-Verlag.
- [46] J. Voss. Wikipedia dtd, January 2007. http://meta.wikimedia.org/wiki/Wikipedia_DTD.

Contents

1	Introduction	3
2	Outline	4
3	Trees with Focus	4
4	The Logic	5
5	XPath and Regular Tree Languages	11
5.1	XPath Embedding	11
5.2	Embedding Regular Tree Languages	17
6	Satisfiability-Testing Algorithm	20
6.1	Preliminary Definitions	20
6.2	The Algorithm	22
6.3	Example Run of the Algorithm	23
6.4	Correctness and Complexity	24
7	Implementation Techniques	30
7.1	Implicit Representation of Sets of ψ -Types	30
7.2	Satisfying Model Reconstruction	31
7.3	Conjunctive Partitioning and Early Quantification	32
7.4	BDD Variable Ordering	33
8	Typing Applications and Experimental Results	33
9	Related Work	34
10	Conclusion	36



Centre de recherche INRIA Grenoble – Rhône-Alpes
655, avenue de l'Europe - 38334 Montbonnot Saint-Ismier (France)

Centre de recherche INRIA Bordeaux – Sud Ouest : Domaine Universitaire - 351, cours de la Libération - 33405 Talence Cedex
Centre de recherche INRIA Lille – Nord Europe : Parc Scientifique de la Haute Borne - 40, avenue Halley - 59650 Villeneuve d'Ascq
Centre de recherche INRIA Nancy – Grand Est : LORIA, Technopôle de Nancy-Brabois - Campus scientifique
615, rue du Jardin Botanique - BP 101 - 54602 Villers-lès-Nancy Cedex
Centre de recherche INRIA Paris – Rocquencourt : Domaine de Voluceau - Rocquencourt - BP 105 - 78153 Le Chesnay Cedex
Centre de recherche INRIA Rennes – Bretagne Atlantique : IRISA, Campus universitaire de Beaulieu - 35042 Rennes Cedex
Centre de recherche INRIA Saclay – Île-de-France : Parc Orsay Université - ZAC des Vignes : 4, rue Jacques Monod - 91893 Orsay Cedex
Centre de recherche INRIA Sophia Antipolis – Méditerranée : 2004, route des Lucioles - BP 93 - 06902 Sophia Antipolis Cedex

Éditeur
INRIA - Domaine de Voluceau - Rocquencourt, BP 105 - 78153 Le Chesnay Cedex (France)
<http://www.inria.fr>
ISSN 0249-6399