



HAL
open science

A distributed algorithm for computing and updating the process number of a forest

David Coudert, Florian Huc, Dorian Mazaauric

► To cite this version:

David Coudert, Florian Huc, Dorian Mazaauric. A distributed algorithm for computing and updating the process number of a forest. [Research Report] RR-6560, INRIA. 2008. inria-00288304v3

HAL Id: inria-00288304

<https://inria.hal.science/inria-00288304v3>

Submitted on 27 Jun 2008

HAL is a multi-disciplinary open access archive for the deposit and dissemination of scientific research documents, whether they are published or not. The documents may come from teaching and research institutions in France or abroad, or from public or private research centers.

L'archive ouverte pluridisciplinaire **HAL**, est destinée au dépôt et à la diffusion de documents scientifiques de niveau recherche, publiés ou non, émanant des établissements d'enseignement et de recherche français ou étrangers, des laboratoires publics ou privés.



INSTITUT NATIONAL DE RECHERCHE EN INFORMATIQUE ET EN AUTOMATIQUE

*A distributed algorithm for computing and updating
the process number of a forest*

David Coudert — Florian Huc — Dorian Mazauric

N° 6560

June 2008

Thème COM

*R*apport
de recherche



A distributed algorithm for computing and updating the process number of a forest

David Coudert* , Florian Huc* , Dorian Mazauric*

Thème COM — Systèmes communicants
Projet MASCOTTE

Rapport de recherche n° 6560 — June 2008 — 16 pages

Abstract: In this paper, we present a distributed algorithm to compute various parameters of a tree such as the process number, the edge search number or the node search number and so the pathwidth. This algorithm requires n steps, an overall computation time of $O(n \log n)$, and n messages of size $\log_3 n + 3$. We then propose a distributed algorithm to update the process number (or the node search number, or the edge search number) of each component of a forest after adding or deleting an edge. This second algorithm requires $O(D)$ steps, an overall computation time of $O(D \log n)$, and $O(D)$ messages of size $\log_3 n + 3$, where D is the diameter of the modified connected component. Finally, we show how to extend our algorithms to trees and forests of unknown size using messages of less than $2\alpha + 4 + \varepsilon$ bits, where α is the parameter to be determined and $\varepsilon = 1$ for updates algorithms.

Key-words: pathwidth, process number, search number, distributed algorithm.

MASCOTTE, INRIA, I3S(CNRS/UNSA), Sophia Antipolis, France.
{firstname.lastname@sophia.inria.fr}

* This work was partially funded by the European projects IST FET AEOLUS and COST 293 GRAAL, and done within the CRC CORSO with France Telecom R&D.

Un algorithme distribué pour le calcul et la mise à jour du process number d'une forêt

Résumé : Dans cet article, nous présentons un algorithme distribué permettant de calculer divers paramètres d'un arbre tel le process number, la pathwidth et l'edge search number. Cet algorithme nécessite n étapes, a un temps d'exécution de $O(n \log n)$ et génère n messages de taille $\log_3 n + 3$. Nous montrons ensuite comment il peut servir à mettre à jour le process number (ou la pathwidth ou l'edge search number) de chaque composante d'une forêt après l'ajout ou la suppression d'une arête. En fin on montre que cela peut être fait même si la taille de la forêt est inconnue.

Mots-clés : pathwidth, process number, search number, algorithme distribué

1 Introduction

Treewidth and pathwidth have been introduced by Robertson and Seymour [11] as part of the graph minor project. By definition, the treewidth of a tree is one, but its pathwidth might be up to $\log n$. A linear time centralized algorithms to compute the pathwidth of a tree has been proposed in [5, 12, 13], but so far no dynamic algorithm exists.

The algorithmic counter part of the notion of pathwidth is the node searching problem [8]. It consists in finding an invisible and fast fugitive in a graph using the smallest set of agents. The minimum number of agents needed gives the pathwidth. Other graph invariants closely related to the notion of pathwidth have been proposed such as the process number [2, 3] and the edge search number [9]. For this two invariants it is not known if they are strictly equivalent to the pathwidth or not.

In this paper, we propose a dynamic algorithm to compute those different parameters on trees and to update them in a forest after the addition or deletion of an edge. We also show that no distributed algorithm can always transmit a number of bits linear in n and give a characterisation of the trees whose process number and edge search number equals their pathwidth. To present our results, we concentrate on the process number.

As mentioned before the process number of a (di)graph has been introduced to model a routing reconfiguration problem in WDM or WiFi networks in [2, 3]. The graph represents a set of tasks that have to be realized. A *process strategy* is a serie of actions in order to realize all the tasks represented by the graph. It finishes when all the nodes of the graph are *processed*. In order to process the graph, the three actions we can do are:

- (1) put an agent on a node.
- (2) remove an agent from a node if all its neighbors are either processed or occupied by an agent. The node is now processed.
- (3) process a node if all its neighbors are occupied by an agent (the node is surrounded).

A *p-process strategy* is a strategy which process the graph using p agents. The *process number* of a graph G , $\text{pn}(G)$, is the smallest p such that a p -process strategy exists. For example, a star has process number 1 (we place an agent on its center), a path of length at least 4 has process number 2, a cycle of size 5 or more has process number 3, and a $n \times n$ grid has process number $n + 1$. Moreover, it has been proved in [2, 3] that $\text{pw}(G) \leq \text{pn}(G) \leq \text{pw}(G) + 1$, where $\text{pw}(G)$ is the *pathwidth* of G [11].

The node search number [8], $\text{ns}(G)$, can be defined similarly except that we only use rules (1) and (2). It was proved by Ellis *et al.* [5] that $\text{ns}(G) = \text{pw}(G) + 1$, and by Kinnersley [7] that $\text{pw}(G) = \text{vs}(G)$, where $\text{vs}(G)$ is the *vertex separation* of G . Those results show that the vertex separation, the node search number and the pathwidth are equivalent. Please refer to recent surveys [6, 4] for more information.

The following Theorem gives a construction which enforces each parameter to grow by 1, which implies that for any tree $\text{ns}(T)$, $\text{es}(T)$, $\text{pw}(T)$, $\text{vs}(T)$, and $\text{pn}(T)$ are less than $\log_3(n)$.

Theorem 1 ([2] and [10]) *Let G_1, G_2 and G_3 be three connected graphs such that $vs(G_i) = vs$, $ns(G_i) = ns$ and $pn(G_i) = p$, $1 \leq i \leq 3$. We construct the graph G by putting one copy of each of the G_i , and we add one node v that has exactly one neighbour in each of the G_i , $1 \leq i \leq 3$. Then $vs(G) = vs + 1$, $ns(G) = ns + 1$ and $pn(G) = p + 1$.*

The algorithm we propose is based on the decomposition of a tree into subtrees forming a *hierarchical decomposition*. It is fully distributed, can be executed in an asynchronous environment and the construction of the hierarchical decomposition requires only a small amount of information.

It uses ideas similar to the ones used by Ellis *et al.* [5] to design an algorithm which computes the node search number in linear time. However their algorithm is centralized and the distributed version uses $O(n \log n)$ operations and transmit a total of $O(n \log n \log(\log n))$ bits. We improve the distributed version as our algorithm also requires $O(n \log n)$ operations but transmit at most $n(\log_3 n + 3)$ bits. We also prove that it is optimal in the sense that for any $k \in \mathbb{N}$, no dynamic algorithm, such that the vertex at which the edge addition/deletion is done, can only simultaneously sends one message to its neighbours, can always transmit less than $\frac{k-1}{k}n(\log_3(n))$ bits. Furthermore, with a small increase in the amount of transmitted information, we extend our algorithm to a fully dynamic algorithm allowing to add and remove edges even if the total size of the tree is unknown.

Finally we explain how to adapt our algorithm to compute the node search number and the edge search number of a tree. It should also certainly be adapted to compute the mixed search number and other similar parameters.

This paper start with the presentation of the hierarchical decomposition of a tree in Section 2. Then in Section 3 we present an algorithm to compute the process number of a tree and analyze its complexity. In Section 4 we show how to update efficiently the process number of each component of a forest after the addition or the deletion of any tree edge, thus resulting in a dynamic algorithm. Section 5 concludes this paper with several improvements including extensions of our algorithm to trees of unknown size and to compute other parameters.

All along this paper, we assume that each node u knows the set of its neighbours which we note $\Gamma(u)$. However, the size of the tree is not needed as explained in Section 5.

2 Tools for the algorithm

The algorithm is initialized at the leaves. Each leaf sends a message to its only neighbor which becomes its *father*. Then, a node v which has received messages from all its neighbors but one process them and sends a message to its last neighbor, its *father*. We say that this node has been *visited*. Finally, the last node, w , receives a message from all its neighbours and computes the process number of T : $pn(T)$. w is called the *root* of T .

Notice that our algorithm is fully distributed, that it can be executed in an asynchronous environment (we assume that each node knows its neighbors) and that there are as many steps as nodes in the tree.

At each step, the goal of the message sent by a node v to its father v_0 is to describe, in a synthetic way, the structure of the *subtree* T_v rooted at v , that is the connected component of T minus the edge vv_0 , $(T - vv_0)$, containing v (see Figure 1).

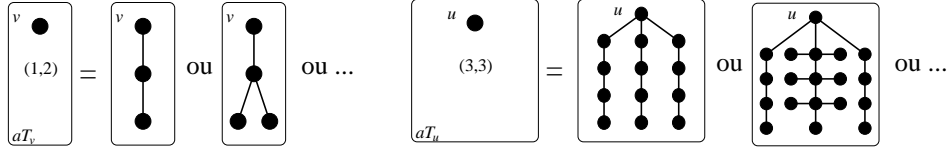


Figure 2: Example of trees whose associated vector are $vect(v) = (1, 2)$ and $vect(u) = (3, 3)$.

In fact a message describes a decomposition of T_v into a set of smaller disjoint trees. The trees of this decomposition are indexed by their roots; we note R_v the set of roots of the trees of this decomposition. Through the algorithm, given a node w , a unique tree with root w will be computed, i.e. if in two different decompositions there is a tree rooted at w , it will be the same. We call a tree of a decomposition with root w an *associated-tree* and note it aT^w .

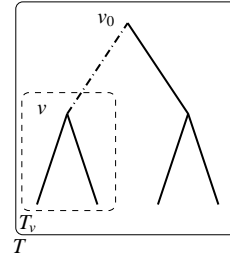


Figure 1: The subtree T_v

An associated-tree, and more generally any tree, can be of two types: *stable* or *unstable*. Intuitively, the process number of a stable tree will not be affected if we add a component of same process number whereas the process number of an unstable tree will increase in this case.

Definition 1 Let T be a tree with root r . T is said *stable* if there is an optimal process strategy such that the last (or equivalently first) node to have an agent is r or if there is a (≤ 2) -process strategy finishing with r . Otherwise T is *unstable*. The node r is said *stable* or *unstable* accordingly to T .

Remark We consider a tree of process number one as stable (even if an optimal process strategy finishing at its root needs two agents) for technical reason.

From Definition 1, we give two values to describe if an associated-tree aT^w rooted at w is stable or unstable and to give its process number: pn its process number, and pn^+ the minimum number of agents used in a process strategy such that the last (or first) node to have an agent is w . They together formed the vector associated to aT^w : $vect(w) = (pn, pn^+)$. By extension we associate $vect(w)$ to w . Remark that they are unique for a given associated-tree but several associated-trees can have the same values, also they depend on the root of the associated-tree (see Figure 2). Remark also that to store this vector it is sufficient to store $(pn, pn^+ - pn)$, which is an integer (pn) and a bit since $pn \leq pn^+ \leq pn + 1$.

Back to our algorithm, each associated-tree aT^w of the decomposition of T_v will be described by its vector $vect(w)$, and the message sent by a node v to its father v_0 contains the vector of all associated-trees of the decomposition. However if the decomposition does not verify some specific properties, this information is not sufficient to compute the process number of T_v . It is why we need the notion of hierarchical decomposition.

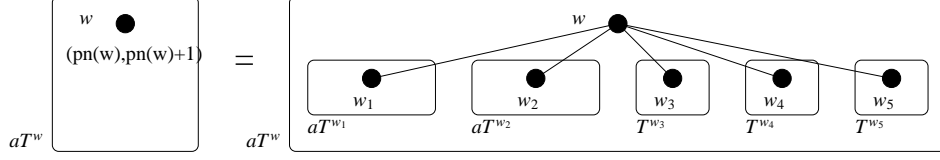


Figure 4: Structure of an unstable associated-tree aT^w . $\text{vect}(w_1) = \text{vect}(w_2) = (\text{pn}(w), \text{pn}(w))$ and $\forall i \in [3, 5], \text{pn}(T^{w_i}) < \text{pn}(w)$.

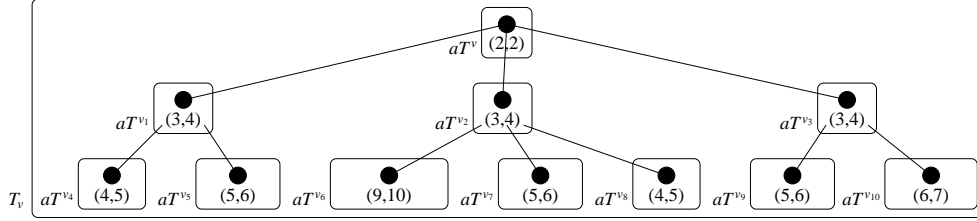


Figure 5: Example of a hierarchical decomposition of a tree T_v with process number 9.

2.1 Hierarchical decomposition

In a *hierarchical decomposition* of T_v , we impose that an associated-tree aT^w has a process number higher than the associated-tree aT^x containing the father of w , as illustrated in Figure 3. We also impose that a hierarchical decomposition has at most one stable associated-tree and if there is one it has to be minimal according to this order. Finally we impose that all unstable associated-trees satisfies Property 1. Figure 5 gives an example of a hierarchical decomposition of a tree with process number 9.

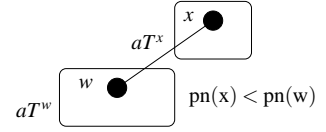


Figure 3: $aT^x < aT^w$.

Property 1 (c.f. Figure 4) Given a node w , its associated-tree aT^w , the subtree T_w rooted at w , and $\Gamma(w) \cap T_w = \{w_1, \dots, w_k\}$, if aT^w , and so w , is unstable it has the following structure: w has two neighbours $w_1, w_2 \in \Gamma(w) \cap T_w$ which are stables and such that $\text{pn}(w_1) = \text{pn}(w_2) = \text{pn}(w)$. Furthermore aT^w is formed by its root w , the two stable associated-trees aT^{w_1} and aT^{w_2} and of $l \leq k-2$ other subtrees $T^{w_3}, \dots, T^{w_{l+2}}$ whose roots are visited neighbours and whose process number is at most $\text{pn}(w) - 1$. Notice that the subtrees $T^{w_3}, \dots, T^{w_{l+2}}$ are not necessarily the associated-trees $aT^{w_3}, \dots, aT^{w_{l+2}}$.

To describe a given hierarchical decomposition, a node v stores a vector and a table encoding the shape of the associated-trees aT^v . We will see with Theorem 2 that it is sufficient to compute the process number of T_v . More precisely v stores:

- The vector of the stable associated-tree of the decomposition if there is one, $(-1, -1)$ otherwise;

- A table t_v of length $L(t_v) = \max_{w \in R_v}(\text{pn}(w))$ which in cell i , noted $t_v[i]$, contains the number of unstable associated-trees whose vector is $(i, i + 1)$ in the decomposition. (Remember that $(1,2)$ is considered as stable, hence the first cell always contains 0).

For example in Figure 5, v and v_1 store respectively:

$$HD(v) : t_v = \begin{array}{|c|c|c|c|c|c|c|c|c|} \hline 0 & 0 & 3 & 2 & 3 & 1 & 0 & 0 & 1 \\ \hline \end{array} \text{ and } (\text{pn}(v), \text{pn}^+(v)) = (2, 2)$$

$$HD(v_1) : t_{v_1} = \begin{array}{|c|c|c|c|c|} \hline 0 & 0 & 1 & 1 & 1 \\ \hline \end{array} \text{ and } (\text{pn}(v_1), \text{pn}^+(v_1)) = (-1, -1)$$

Lemma 1 Let $T = (V, E)$ be a tree rooted at r and aT^w , $r \notin aT^w$, an unstable associated-tree rooted at $w \in V$ in a hierarchical decomposition. If $\text{pn}(aT^w) = p$, $\text{pn}(T) = p$ iff $\text{pn}(T \setminus aT^w) \leq p - 1$.

Furthermore if $\text{pn}(T) = p$, T is unstable.

Proof If there is a tree aT^x in the hierarchical decomposition with $\text{pn}(aT^x) > p$ then $\text{pn}(T \setminus aT^w) > p$. From now on we assume that for all aT^x of the hierarchical decomposition, $\text{pn}(aT^x) \leq p$. Using the properties of a hierarchical decomposition, it implies that w is the only node through which aT^w is connected to the rest of T .

By Property 1, aT^w is formed by its root w , two stable subtrees T^{w_1} and T^{w_2} with process number p and some other subtrees with process number less than $p - 1$.

If $T \setminus aT^w$ has process number at least p then w is a node with three branches having process number at least p . Hence, by Theorem 1, T has process number at least $p + 1$.

Otherwise $\text{pn}(T \setminus aT^w) < p$ and we describe a p -process strategy. We start by an optimal process strategy the stable associated-tree aT^{w_1} . It uses p agents and finishes with w_1 occupied by an agent. Then we place an agent on w and process w_1 . We continue with an optimal process strategy of $T^w \setminus aT^{w_2}$, it uses at most $p - 1$ extra agents.

Now, since $\text{pn}(T \setminus aT^w) < p$, we continue with a $(p - 1)$ -process strategy of $T \setminus aT^w$. We then place an agent on w_2 and process w . It now only remains to process aT^{w_2} starting at w_2 which can be done with p agents by assumption.

T is clearly unstable since it contains an unstable subtree aT^w with same process number which does not contain the root of T . \square

Theorem 2 Given a rooted tree T , a table t and a vector $\text{vect} = (\text{pn}, \text{pn}^+)$, if there is a hierarchical decomposition of T described by (vect, t) , we can compute $\text{pn}(T)$. More precisely:

a) $\text{pn}(T) = L(t) \Leftrightarrow \exists i \in [1..L(t)]$ such that $t[i] = 0$ and $\forall j \in [i + 1..L(t)] t[j] = 1$. Furthermore T is unstable.

b) If $\text{pn}(T) \neq L(t)$ then $\text{pn}(T) = \max\{\text{pn}, L(t) + 1\}$ and T is stable.

The Property a) means that if in the table t of a hierarchical decomposition there is a cell with a 0 followed only by cells full of 1, then the process number of a tree accepting such a hierarchical decomposition has process number $L(t)$.

Proof of Theorem 2 First remark that the process number is at most $L(t) + 1$. By induction on $L(t)$.

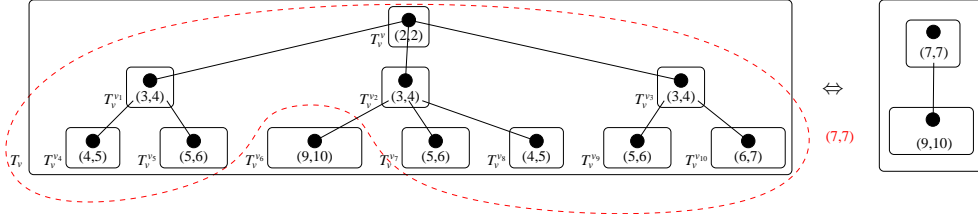


Figure 6: A simpler hierarchical decomposition of the example of Figure 5.

- If $L(t) = 0$, T is a single node and $\text{pn}(T) = 0$. If $L(t) = 1$, T is a stable tree with vector $(1,1)$ or $(1,2)$. In both case $\text{pn}(T) = 1$. If $L(t) = 2$ and $t[2] = 0$, T is a stable tree with vector $(2,2)$ and $\text{pn}(T) = 2$. If $t[i] = 0$ for all $i \leq L(t)$, T is a stable tree with vector $(L(t), L(t))$ and $\text{pn}(T) = L(t)$.
- When $L(t) \geq 2$ and $t[L(t)] = 1$. We call the associated-tree of the hierarchical decomposition having process number $L(t)$ aT^w and w its root. By Lemma 1, $\text{pn}(T) = L(t) \Leftrightarrow \text{pn}(T \setminus aT^w) \leq L(t) - 1$.
 - If $\exists i \in [1..L(t)]$ with $t[i] = 0$ and $\forall j \in [i+1..L(t)] t[j] = 1$, we have $\text{pn}(T \setminus aT^w) \leq L(t) - 1$.
 - * Indeed, either $t[L(t) - 1] = 1$ and $\text{pn}(T \setminus aT^w) = L(t) - 1$ by induction, so $\text{pn}(T) = L(t)$.
 - * Or $t[L(t) - 1] = 0$. In this case either, we have a table with only 0 and we are at an initialisation case: $\text{pn}(T \setminus aT^w) = L(t) - 1$ or we can delete this last cell, the length of the table is then $L(t) - 2$ and we are sure that $\text{pn}(T \setminus aT^w) \leq L(t) - 1$ by the very first remark of the proof. In both cases we have once again $\text{pn}(T) = L(t)$.
 - If in t there is a cell with a number bigger than one followed by cells full of one until the last cell, then, by induction, $\text{pn}(T \setminus aT^w) = L(t)$ and hence $\text{pn}(T) = L(t) + 1$.
- When $L(t) \geq 2$ and $t[L(t)] \geq 2$, we call one of the associated-tree of process number $L(t)$ aT^w and w its root. $\text{pn}(T \setminus aT^w) \geq L(t)$, hence, from Lemma 1 $\text{pn}(T) > L(t)$ which means $\text{pn}(T) = L(t) + 1$ by the very first remark.

T stable or unstable follows from Lemma 1 and the process strategy we described. \square

2.2 Minimal hierarchical decomposition

In the example of Figure 5, Theorem 2 directly says it has process number 9. If we now consider this example minus the subtree of vector $(9, 10)$, then Theorem 2 says it has process number 7 and furthermore that it is stable. Hence, we can get another hierarchical decomposition as shown on Figure 6.

In fact we can generalize this simplification. Given a table t and an index $i \leq L(t)$, we note $t[1..i]$ the table composed of the i first cells of t . For a given hierarchical decomposition described by its vector and its table, $HD = (vect, t)$, we call $HD_i = (vect, t[1..i])$ a *i-restricted hierarchical decomposition*. Notice that if HD is a hierarchical decomposition of a tree T , then HD_i is a hierarchical decomposition of the subtree composed of the associated-trees having process number at most i .

A last definition, if a tree accepts several hierarchical decompositions, we say they are *equivalent*.

We now describe the simplification of a given hierarchical decomposition $HD = (vect, t)$ of a tree T . If there is $i \leq L(t)$ such that a tree T_i , whose hierarchical decomposition is described by $HD_i = (vect, t[1..i])$, has process number $i + 1$, then HD is equivalent to a simpler hierarchical decomposition $HD' = ((i + 1, i + 1), t')$, where $L(t') = L(t)$, $t'[j] = 0$ for $j \leq i + 1$, and $t'[j] = t[j]$ for $j > i + 1$. If no such i exist, the hierarchical decomposition can not be simplified.

We call a hierarchical decomposition we can not simplify a *minimal hierarchical decomposition*. Our algorithm will compute such decompositions for each subtree T_v , $v \in V$. Furthermore we have:

Lemma 2 *Let $HD = ((pn, pn^+), t)$ be a minimal hierarchical decomposition. For all $i \in [2..L(t)]$, we have $t[i] \in \{0, 1\}$.*

3 Distributed algorithm for the process number

We can now describe precisely algorithm algoHD:

- The algorithm is initialized at the leaves. Each leaf sends the message $((0, 0), [])$ (where $[]$ represents a table of length 0) to its only neighbour which becomes its father.
- A node v , which has received messages from all its neighbours but one, computes the minimal hierarchical decomposition of T_v using Algorithm 1. Then it sends $(pn(T_v), pn^+(T_v), t_v)$ to its last neighbour, its father.
- The last node w receives a message from all its neighbours, it computes the minimal hierarchical decomposition of $T_v = T$ and Theorem 2 gives the process number $pn(T)$. w is called the root of T .

Remark It may happen that two adjacent nodes v and w receive a message from all their neighbors. It is the case when node v , after sending its message to its last neighbor w , receives a message from w . In this case, both v and w are potential candidates to be the root of the tree. There are two possibilities to solve this problem. If each node has a unique identifier (e.g. MAC address) known by its neighbors, then the one of v and w with the largest identifier becomes the root, otherwise, u and w send each other a random bit, repeat in case of equality, and the 1 win.

Lemma 3 *Given a tree $T = (V, E)$, with $|V| = n$, the time complexity of Algorithm 1 is $O(\log n)$.*

Proof All operations are linear in $L(t_v)$, and $L(t_v) \leq pn(T) \leq \log_3 n$. □

Algorithm 1 Computation of the minimal hierarchical decomposition

Require: v_1, \dots, v_d the visited neighbours of v , and the corresponding minimal hierarchical decompositions $HD(v_i) = ((\text{pn}(v_i), \text{pn}^+(v_i)), t_{v_i})$

Require: t_v^{int} , a table such that $t_v^{int}[i] := t_{v_1}[i] + \dots + t_{v_{d-1}}[i], \forall i \in [2.. \max_{1 \leq j \leq d} L(t_{v_j})]$.

Require: $M_v := \{v_i; \forall j \in [1..d-1], \text{pn}(v_j) \leq \text{pn}(v_i)\}$ {all v_i such that $\text{pn}(v_i)$ is maximum}

Ensure: $\text{vect}(v)$ and t_v

{computation }

- 1: Let (p_v, p_v^+) be the vector of the associated-tree of v
- 2: **if** $\forall v_i \in M_v, \text{pn}(v_i) < 2$ **then** {Initial cases}
- 3: $(p_v, p_v^+) := \begin{cases} (0, 0) & \text{when } \forall v_i \in M_v, \text{pn}(v_i) = -1 \\ (1, 1) & \text{when } \forall v_i \in M_v, \text{pn}(v_i) = 0 \\ (1, 2) & \text{when } |M_v| = 1 \text{ and } \text{vect}(v_i) = (1, 1) \\ (2, 2) & \text{otherwise} \end{cases}$
- 4: **else** {general cases}
- 5: **if** $|M_v| = 2$ **then** { v is unstable}
- 6: $(p_v, p_v^+) := (\text{pn}(v_i), \text{pn}(v_i) + 1)$, where $v_i \in M_v$
- 7: **else** { v is stable}
- 8: **if** $|M_v| > 2$ **then** {Theorem 1}
- 9: $(p_v, p_v^+) := (\text{pn}(v_i) + 1, \text{pn}(v_i) + 1)$, where $v_i \in M_v$
- 10: **else**
- 11: $(p_v, p_v^+) := (\text{pn}(v_i), \text{pn}(v_i))$, where $v_i \in M_v$

{computation of the table }

- 12: $L(t_v) := \max \{L(t_v^{int}), p_v\}$
- 13: $t_v := t_v^{int}$
- 14: **if** $p_v < p_v^+$ and $p_v > 1$ **then**
- 15: $t_v[p_v] := t_v[p_v] + 1$
- 16: $t_v[j] := 0, \forall j \in [2..p_v - 1]$
- 17: $(p_v, p_v^+) := (-1, -1)$ {Here, (p_v, p_v^+) is stable}
- 18: Let k be such that $t_v[k] > 1$ and $t_v[i] \leq 1, \forall i \in [k+1..L(t_v)]$
- 19: Let k_1 be such that $t_v[k_1] = 0$ and $t_v[i] = 1, \forall i \in [k..k_1 - 1]$
- 20: **if** $t_v[p_v] = 0$ **then**
- 21: $k_2 := p_v$
- 22: **else**
- 23: Let k_2 be such that $t_v[k_2] = 0$ and $t_v[i] > 0, \forall i \in [p_v..k_2 - 1]$ {We assume that there exists a virtual cell $t_v[L(t_v) + 1] = 0$ }
- 24: **if** k, k_1 and k_2 exist **then**
- 25: $t_v[i] := 0, \forall i \in [2.. \max(k_1, k_2)] := 0$
- 26: $\text{vect}(v) := (\max(k_1, k_2), \max(k_1, k_2))$
- 27: **else** {the hierarchical decomposition is already minimal}
- 28: $\text{vect}(v) := (p_v, p_v^+)$

Lemma 4 Given a tree $T = (V, E)$, with $|V| = n$, algo HD computes $\text{pn}(T)$ in n steps and overall $O(n \log n)$ operations.

Proof Each node v of degree d_v has to compute M_v (the set of neighbors v_i with maximum $\text{pn}(v_i)$) which requires $O(d_v)$ operations, and t_v^{sum} (the sum of all received tables) that is $O(\sum_1^d L(t_v^{\text{sum}}))$ operations. Finally it applies Algorithm 1. As $\sum_{v \in V} d_v = 2(n-1)$, we have $\sum_{v \in V} (d_v + \log n + \sum_1^d L(t_v^{\text{sum}})) = O(n \log n)$. \square

Lemma 5 Given a tree $T = (V, E)$, with $|V| = n$, algo HD sends $n-1$ messages each of size $\log_3 n + 2$.

Proof Node v sends its minimal hierarchical decomposition to its father, that is $HD_v = (\text{vect}(v), t_v)$, with $\text{vect}(v) = (\text{pn}(v), \text{pn}^+(v))$. From Theorem 1 we know that $L(t_v) \leq \log_3 n$, from Lemma 2, t_v contains only 0 and 1's, hence we need only $\log_3 n$ bits to transmit t_v . Furthermore, if $\text{pn}(v) \geq 1$, $t_v[\text{pn}(v)] = 0$ and $\forall i \leq \text{pn}(v), t_v[i] = 0$. Hence we can add an artificial 1 to the cell of t_v with index $\text{pn}(v)$ to indicate the value $\text{pn}(v)$.

To summarize, we transmit a table t and two bits ab . $ab = 00$ means $\text{vect}(v) = (-1, -1)$, $ab = 01$ means $\text{vect}(v) = (0, 0)$, 10 means $\text{vect}(v) = (\text{pn}, \text{pn})$ and 11 means $\text{vect}(v) = (\text{pn}, \text{pn} + 1)$. When $a = 1$, pn is the index of the first 1 in the transmitted table and t_v is the transmitted table minus this 1. When $a = 0$, t_v is the transmitted table t . It is clear that in this coding, each message has size $\log_3 n + 2$. \square

4 Dynamic and incremental algorithms

In this section, we propose a dynamic algorithm that allows to compute the process number of the tree resulting of the addition of an edge between two trees. It also allows to delete any edge. To do this efficiently, it uses one of the main advantage of the hierarchical decomposition: the possibility to change the root of the tree without additional information (Lemma 6). From that we design an incremental algorithm that computes the process number of a tree.

If we want to join two trees with an edge between their roots then it is easy to see that Algorithm 1 will do it. However if we do not join them through the root, a preprocessing to change the root of the trees needs to be done. In next Section we propose one. To apply this algorithm, each node needs to store the information received from each of its neighbors and a table which is the sum of the received tables: $\forall v_i \in \Gamma(v) \cap T_v : \text{vect}_{v_i}, t_{v_i}$ and t_v^{sum} . Recall that t_v^{sum} is defined as $t_v^{\text{sum}}[j] = \sum_{v_i \in \Gamma(v) \cap T_v} t_{v_i}[j]$ in the algorithm.

For a given tree T , we note $D(T)$ or D if there is no ambiguity the *diameter* of T .

We describe now three functions we will use in the dynamic version of our algorithm.

4.1 Functions for updating the process number

Lemma 6 (Change of the root) Given a tree $T = (V, E)$ rooted at $r_1 \in V$ of diameter D , and its hierarchical decomposition, we can choose a new root $r_2 \in V$ and update accordingly the hierarchical decomposition in $O(D)$ steps of time complexity $O(\log n)$ each, using $O(D)$ messages of size $\log n + 3$.

Proof We describe an algorithm to change the root from r_1 to r_2 :

First, r_2 sends a message to r_1 through the unique path between r_1 and r_2 , $r_2 = u_0, u_1, u_2, \dots, u_k = r_1$, to notify the change. Then, r_1 computes its hierarchical decomposition, considering that u_{k-1} is its father. We assume that each node v stores the information received from its neighbours and t_v^{sum} . r_1 applies Algorithm 1 using all vectors stored but $vect_{u_{k-1}}$ and $t_v^{sum} - t_{v_{k-1}}$. Then it sends a message to u_{k-1} .

After, u_{k-1} computes its hierarchical decomposition, considering that u_{k-2} is its father, and sends a message to u_{k-2} . We repeat until r_2 receives a message from u_1 . Finally, r_2 computes the process number of T and becomes the new root. We have a new hierarchical decomposition.

In this algorithm, u_i subtracts the table $t_{u_{i-1}}$ from $t_{u_i}^{sum}$, and later adds $t_{u_{i+1}}$, computes M_{u_i} and finally applies Algorithm 1. Clearly, all computation requires $O(\log n)$ operations. The messages need one more bit than in the previous algorithm to indicate whether a table has to be added or subtracted. \square

Lemma 7 (Addition of an edge) *Given two trees $T_{r_1} = (V_1, E_1)$ and $T_{r_2} = (V_2, E_2)$ respectively rooted at r_1 and r_2 , we can add the edge (w_1, w_2) , $w_1 \in V_1$ and $w_2 \in V_2$ and compute the process number of $T = (V_1 \cup V_2, E_1 \cup E_2 \cup (w_1, w_2))$, in at most D steps.*

Proof First we change the roots of T_{r_1} and T_{r_2} respectively to w_1 and w_2 using Lemma 6. Then, w_1 and w_2 decide of a root (see Remark 3) which finally computes the process number of T . \square

Lemma 8 (Deletion of an edge) *Given a tree $T = (V, E)$ rooted at r and an edge $(w_1, w_2) \in E$, after the deletion of edge (w_1, w_2) , we can compute the process number of the two disconnected trees in at most D steps.*

Proof W.l.o.g. we may assume that w_2 is the father of w_1 . Let T_{w_1} be the subtree rooted at w_1 and $T \setminus T_{w_1}$ the tree rooted at r . Remark that it includes w_2 . The process number of T_{w_1} is deduced from the previously computed hierarchical decomposition. Now, to compute the process number of $T \setminus T_{w_1}$, we apply the change root algorithm and node w_2 becomes the new root of $T \setminus T_{w_1}$. \square

4.2 Incremental algorithm

From Lemma 7, we obtain an incremental algorithm (IncHD) that, starting from a forest of n disconnected vertices with hierarchical decomposition $((0, 0,) [])$, add tree edges one by one in any order and updates the process number of each connected component. At the end, we obtain the process number of T .

This algorithm is difficult to analyze in average, but the best and worst cases are straightforward:

- Worst case: T consists of two subtrees of size $n/3$ and process number $\log_3(n/3)$ linked via a path of length $n/3$. Edges are inserted alternatively in each opposite subtrees. Thus IncHD requires $O(n^2)$ steps and messages, and overall $O(n^2 \log n)$ operations

- Best case: edges are inserted in the order induced by `algoHD` (inverse order of a breadth first search). `IncHD` needs $O(n)$ messages and an overall of $O(n \log n)$ operations.

Actually, the overall number of messages is $O(nD)$ and the number of operations is $O(nD \text{pn}(T))$. They both strongly dependent on the order of insertion of the edges. Thus an interesting question is to determined the average number of messages and operations.

5 Improvements and extensions

Reducing the amount of transmitted information In our algorithms, it is possible to reduce the size of some messages and so the overall amount of information transmitted during the algorithm. For example, instead of transmitting $\log n$ bits for t , we may transmit only $L(t)$ bits plus the value $L(t)$ on $\log \log n$ bits. Overall we will exchange less than $n(\text{pn}(T) + \log_2 \log_3 n + 2 + \epsilon)$ bits, where $\epsilon = 1$ for the dynamic version of the algorithm (`IncHD`). Further improvements are possible with respect to the following lemma.

Lemma 9 *Assuming that when an edge is added at vertex v , v asks its neighbours information once and simultaneously, any dynamic algorithm satisfying this assumption induces a transmission of at least $\frac{k-1}{k}n(\text{pn}(T) - 2)$ bits for any $k \in \mathbb{N}$ and value of $\text{pn}(T) \leq \log_3(n/k)$ in some trees T .*

Proof Suppose that we are given a dynamic algorithm such that when an edge is added at vertex v , v asks its neighbours information once and simultaneously, and let $k > 1$ be an integer. We consider a tree made of a path $u-v$ of length $\frac{k-1}{k}n$ with a tree T' at u . One of the messages received by v gives information about T' . If for all tree T' with process number p , the algorithm uses less than $p - 2$ bits to encode this message, and since there is more than 2^{p-2} hierarchical decompositions corresponding to a tree with process number p , there exists two trees T'_1 and T'_2 with different minimal hierarchical decompositions but which are encoded in the same way. We note T_1 when $T' = T'_1$ and T_2 when $T' = T'_2$. Then, it exists a tree T'' such that if we join it to (w.l.o.g) T_1 at v , the process number of T_1 increases by one whereas if we join T'' to T_2 at v , the process number of T_2 does not increase.

Hence, there is a tree T' for which the algorithm encodes the information transmitted to v on at least $p - 2$ bits. For this T' in our construction of T , the information received by v comes from u and hence it has transited through $\frac{k-1}{k}n$ nodes. Therefore, the total of transmitted bits is at least $\frac{k-1}{k}n(p - 2)$. \square

Corollary 1 *Assuming that when an edge is added at vertex v , v asks its neighbours information once and simultaneously, any dynamic algorithm induces a transmission of at least $\frac{k-1}{k}n(\log_3 n)$ bits in some large enough trees, for any $k \in \mathbb{N}$.*

Proof Let $k \in \mathbb{N}$. By the previous Lemma for $k + 1$, there is a tree T with process number $\log_3(n/(k + 1))$ which induces a transmission of at least $\frac{k}{k+1}n(\log_3(n/(k + 1)) - 2)$ bits, and this larger than $\frac{k-1}{k}n(\log_3 n)$ when $\log n > k^2(\log_3(k + 1) + 2)$. \square

Reducing the number of operations It makes no doubt that the worst case complexity of `IncHD` and more specifically of Lemma 7 can be seriously improved. In particular, instead of changing the roots of both trees, we may change only r_1 to w_1 , then transmit information in the direction of r_2 , and eventually stop the transmissions before r_2 if the minimal hierarchical decomposition of some node remains unchanged.

It is also interesting to notice that using arguments similar to [5], we can get a centralized algorithm using a linear number of operations.

Trees and forests of unknown size If the size n of the tree is unknown, a node encodes each bit of the transmitted table t on 2 bits, that is 00 for 0 and 01 for 1. It allows to use 11 to code the end of the table and hence to know its length. Thus the receiver may decode the information without knowing n . In this coding the table requires $2L(t) + 2$ bits and the transmission requires $2L(t) + 4 + \epsilon$ bits, where $\epsilon = 1$ for `IncHD` and 0 for `algHD`. Remember that $L(t) \leq \text{pn}(T)$.

Computing other parameters Our algorithms can be adapted to compute the node search number or the pathwidth of any tree with the same time complexity and transmission of information. For that, it is sufficient to change the values of the initial cases (lines 1 and 1) in Algorithm 1.

For the node search number we would use the initial cases of the left of Figure 5. Notice that in this case we do not use the vector $(1, 2)$.

$$\begin{array}{ll} \text{if } \forall v_i \in M_v, \text{pn}(v_i) < 2 \text{ then} & \text{if } \forall v_i \in \Gamma(v), \text{pn}^+(v_i) < 2 \text{ then} \\ (p_v, p_v^+) := \begin{cases} (1, 1) & \text{when } \forall v_i \in M_v, \text{pn}(v_i) = -1 \\ (2, 2) & \text{otherwise} \end{cases} & (p_v, p_v^+) := \begin{cases} (0, 0) & \text{when } |M_v| = 0 \\ (1, 1) & \text{when } |M_v| = 1 \\ (1, 2) & \text{when } |M_v| = 2 \\ (2, 2) & \text{otherwise} \end{cases} \end{array}$$

Figure 7: Initial cases for node search number (left) and edge search number (right).

For the edge search number of a tree, we can prove that $\text{ns}(T) - 1 \leq \text{es}(T) \leq \text{ns}(T)$, whereas on a general graph we only have $\text{ns}(T) - 1 \leq \text{es}(T) \leq \text{ns}(T) + 1$. To adapt Algorithm 1 for the edge search number, we would use the initial cases of the right of Figure 5 plus the extra rule that all received vectors $(1, 2)$ are interpreted as if they were vectors $(2, 2)$. Also, if all received vectors verifies $\text{pn}^+(v_i) < 2$, M_v is the set of all received vectors different from $(-1, -1)$. Notice that it gives the first algorithm to compute the edge search number of trees.

Algorithm `algHD` has been implemented for the process number, the node search number and the edge search number, as well as corresponding search strategies [1].

About the difference of the parameters Finally, the following lemma characterizes the trees for which the process number (resp. edge search number) equals the pathwidth.

Lemma 10 *Given a tree T , $\text{pn}(T) = \text{pw}(T) + 1 = p + 1$ (resp. $\text{pn}(T) = \text{es}(T) + 1 = p + 1$) iff there is a node v such that any components of $T - \{v\}$ has pathwidth at most p and there is at least three components with process number (resp. edge search number) p of which at most two have pathwidth p .*

This lemma means that the difference between, e.g., the process number and the pathwidth comes from the difference on trees with smaller parameter and ultimately from trees with those parameters equal to 1 or 2.

To give such characterisations for more general classes of graphs remains a challenging problem.

Acknowledgments

We would like to thank Nicolas Nisse and Hervé Rivano for fruitful discussions on this problem.

References

- [1] <http://www-sop.inria.fr/members/Dorian.Mazaauric/Capture/index.php.htm>.
- [2] D. Coudert, S. Perennes, Q.-C. Pham, and J.-S. Sereni. Rerouting requests in wdm networks. In *AlgoTel'05*, pages 17–20, Presqu'île de Giens, France, mai 2005.
- [3] D. Coudert and J.-S. Sereni. Characterization of graphs and digraphs with small process number. Research Report 6285, INRIA, September 2007.
- [4] J. Díaz, J. Petit, and M. Serna. A survey on graph layout problems. *ACM Computing Surveys*, 34(3):313–356, 2002.
- [5] J.A. Ellis, I.H. Sudborough, and J.S. Turner. The vertex separation and search number of a graph. *Information and Computation*, 113(1):50–79, 1994.
- [6] F. V. Fomin and D. Thilikos. An annotated bibliography on guaranteed graph searching. *Theoretical Computer Science, Special Issue on Graph Searching*, 2008, to appear.
- [7] N. G. Kinnersley. The vertex separation number of a graph equals its pathwidth. *Inform. Process. Lett.*, 42(6):345–350, 1992.
- [8] M. Kirousis and C.H. Papadimitriou. Searching and pebbling. *Theor. Comput. Sci.*, 47(2):205–218, 1986.
- [9] N. Megiddo, S. L. Hakimi, M. R. Garey, D. S. Johnson, and C. H. Papadimitriou. The complexity of searching a graph. *J. Assoc. Comput. Mach.*, 35(1):18–44, 1988.
- [10] T. D. Parsons. Pursuit-evasion in a graph. In *Theory and applications of graphs*, pages 426–441. Lecture Notes in Math., Vol. 642. Springer, Berlin, 1978.
- [11] N. Robertson and P. D. Seymour. Graph minors. I. Excluding a forest. *J. Combin. Theory Ser. B*, 35(1):39–61, 1983.
- [12] P. Scheffler. A linear algorithm for the pathwidth of trees. In R. Henn R. Bodendiek, editor, *Topics in Combinatorics and Graph Theory*, pages 613–620. Physica-Verlag Heidelberg, 1990.

- [13] K. Skodinis. Construction of linear tree-layouts which are optimal with respect to vertex separation in linear time. *J. Algorithms*, 47(1):40–59, 2003.



Unité de recherche INRIA Sophia Antipolis
2004, route des Lucioles - BP 93 - 06902 Sophia Antipolis Cedex (France)

Unité de recherche INRIA Futurs : Parc Club Orsay Université - ZAC des Vignes
4, rue Jacques Monod - 91893 ORSAY Cedex (France)

Unité de recherche INRIA Lorraine : LORIA, Technopôle de Nancy-Brabois - Campus scientifique
615, rue du Jardin Botanique - BP 101 - 54602 Villers-lès-Nancy Cedex (France)

Unité de recherche INRIA Rennes : IRISA, Campus universitaire de Beaulieu - 35042 Rennes Cedex (France)

Unité de recherche INRIA Rhône-Alpes : 655, avenue de l'Europe - 38334 Montbonnot Saint-Ismier (France)

Unité de recherche INRIA Rocquencourt : Domaine de Voluceau - Rocquencourt - BP 105 - 78153 Le Chesnay Cedex (France)

Éditeur

INRIA - Domaine de Voluceau - Rocquencourt, BP 105 - 78153 Le Chesnay Cedex (France)

<http://www.inria.fr>

ISSN 0249-6399