



**HAL**  
open science

# Triangulating the Real Projective Plane

Mridul Aanjaneya, Monique Teillaud

► **To cite this version:**

Mridul Aanjaneya, Monique Teillaud. Triangulating the Real Projective Plane. [Research Report] 2007. inria-00172999v1

**HAL Id: inria-00172999**

**<https://inria.hal.science/inria-00172999v1>**

Submitted on 18 Sep 2007 (v1), last revised 14 Dec 2007 (v3)

**HAL** is a multi-disciplinary open access archive for the deposit and dissemination of scientific research documents, whether they are published or not. The documents may come from teaching and research institutions in France or abroad, or from public or private research centers.

L'archive ouverte pluridisciplinaire **HAL**, est destinée au dépôt et à la diffusion de documents scientifiques de niveau recherche, publiés ou non, émanant des établissements d'enseignement et de recherche français ou étrangers, des laboratoires publics ou privés.



INSTITUT NATIONAL DE RECHERCHE EN INFORMATIQUE ET EN AUTOMATIQUE

## *Triangulating the Real Projective Plane*

Mridul Aanjaneya — Monique Teillaud

N° ????

Septembre 2007

Thème SYM



*R*apport  
de recherche

inria-00172999, version 1 - 18 Sep 2007

ISSN INRIA/RR--???.--FR+ENG

ISSN 0249-6399





## Triangulating the Real Projective Plane

Mridul Aanjaneya\* , Monique Teillaud†

Thème SYM — Systèmes symboliques  
Projets Geometrica

Rapport de recherche n° 7777 — Septembre 2007 — 10 pages

**Abstract:** We consider the problem of computing a triangulation of the real projective plane  $\mathbb{P}^2$ , given a finite point set  $\mathcal{P} = \{p_1, p_2, \dots, p_n\}$  as input. We prove that a triangulation of  $\mathbb{P}^2$  always exists if at least six points in  $\mathcal{P}$  are in *general position*, i.e., no three of them are collinear. We also design a worst-case time  $\mathcal{O}(n^2)$  algorithm for triangulating  $\mathbb{P}^2$  if this necessary condition holds. We use the RAM model of computation for estimating the time complexity of our algorithm. As far as we know, this seems to be the first computational result on the real projective plane.

**Key-words:** Computational geometry, triangulation, projective geometry, algorithm

\* Department of Computer Science and Engineering, IIT Kharagpur, 721302, India [Email: mridul@cse.iitkgp.ernet.in] This problem was conceptualized and solved while the first author was invited under the INRIA *Internship Program* for a summer visit.

† INRIA Sophia Antipolis, BP 93, 06902 Sophia Antipolis cedex (France) [Email: Monique.Teillaud@sophia.inria.fr - <http://www-sop.inria.fr/geometrica/team/Monique.Teillaud/>]

## Trianguler le plan projectif réel

**Résumé :** Nous considérons le calcul de la triangulation d'un ensemble fini de points  $\mathcal{P} = \{p_1, p_2, \dots, p_n\}$  dans le plan projectif. Nous démontrons que la triangulation existe toujours dès lors qu'au moins six points de  $\mathcal{P}$  sont en position générale, c'est-à-dire que trois d'entre eux ne sont jamais alignés. Nous proposons également un algorithme de complexité bornée en  $\mathcal{O}(n^2)$  (dans le modèle de complexité RAM) pour trianguler  $\mathbb{P}^2$  si cette condition nécessaire est remplie. À notre connaissance, c'est le premier résultat algorithmique connu pour le plan projectif réel.

**Mots-clés :** Géométrie algorithmique, triangulation, géométrie projective, algorithme

## 1 Introduction

The real projective plane  $\mathbb{P}^2$  is a set of points in one-to-one correspondence with the lines of a vector space  $\mathbb{V}^3$  in  $\mathbb{R}^3$ , with the points of  $\mathbb{P}^2$  being linearly dependent if and only if the corresponding lines of  $\mathbb{V}^3$  are linearly dependent. We will always represent  $\mathbb{P}^2$  by the *sphere model* where a point  $p$  is same as its diametrically opposite “copy” (as shown in Figure 2(a)). We will refer to this sphere as the *projective sphere*. A *triangulation* of the real projective plane  $\mathbb{P}^2$  is a simplicial complex such that each face is bounded by a 3-cycle, and each edge is a greater arc on the projective sphere. Triangulations of the real projective plane have been studied quite well in the past, though mainly from a graph-theoretic perspective. Let  $\mathcal{M}$  be a map on  $\mathbb{P}^2$  and let  $e$  be an edge of  $\mathcal{M}$ . *Contraction of  $e$*  in  $\mathcal{M}$  is to remove  $e$  and identify its two endpoints. (The inverse operation of contraction of an edge is called *splitting of a vertex*.) If this yields a face bounded by a 2-cycle, then we replace the two parallel edges with a single edge. The contraction of an edge  $e$  is allowed only if the graph (say  $\mathcal{H}$ ), obtained from  $\mathcal{M}$  by contraction of  $e$  is simple. In this case, we say that  $e$  is *contractible*, and that  $\mathcal{M}$  is *contractible to  $\mathcal{H}$* . We say that  $\mathcal{M}$  is *irreducible* if  $\mathcal{M}$  has no contractible edge. Barnette [1] proved that the real projective plane admits exactly two irreducible triangulations, which are the complete graph  $K_6$  with six vertices and  $K_4 + \overline{K}_3$  (i.e., the quadrangulation by  $K_4$  with each face subdivided by a single vertex), which are shown in Figure 1(a) and (b). Note that these figures are just graphs, i.e., the horizontal and vertical lines do not imply collinearity of the points. A *diagonal flip* is an operation which replaces an edge  $e$  in the quadrilateral  $D$  formed by two faces sharing  $e$  with another diagonal of  $D$  (see Figure 1(c)). If the resulting graph is not simple, then we do not apply it. Wagner [2] proved that any two triangulations on the plane with the same number of vertices can be transformed into each other by a sequence of diagonal flips, up to isotopy. This result has been extended to the torus [3], the real projective plane and the Klein bottle [4]. Moreover, Negami has proved that for any closed surface  $F^2$ , there exists a positive integer  $N(F^2)$  such that any two triangulations  $G$  and  $G'$  on  $F^2$  with  $|V(G)| = |V(G')| \geq N(F^2)$  can be transformed into each other by a sequence of diagonal flips, up to homeomorphism [5]. Mori and Nakamoto [6] gave a linear upper bound of  $(8n - 26)$  on the number of diagonal flips needed to transform one triangulation of  $\mathbb{P}^2$  into another, up to isotopy. There are many papers concerning with diagonal flips in triangulations and they are described in [12] for details.

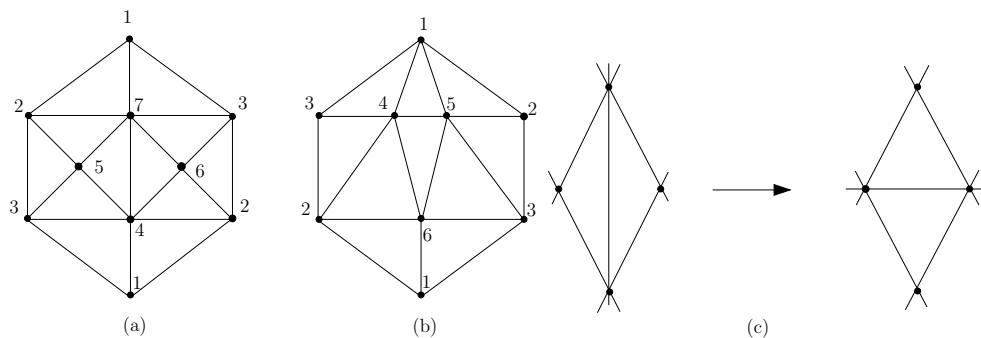


Figure 1: (a) and (b) The two irreducible triangulations of  $\mathbb{P}^2$ . (c) A diagonal flip.

Stolfi [7] had described a computational model for geometric computations on the *oriented projective plane*, where a point  $p$  and its diametrically opposite “copy” on the projective sphere are treated as two different points. For performing computations on the real projective plane, the oriented projective model can be pretty costly because it involves the duplication of *every* point, which can prove to be a serious bottleneck on available memory. In this paper, we consider the problem of computing a triangulation of the real projective plane given a finite point set  $P = \{p_1, p_2, \dots, p_n\}$  as input. The reader should note that obvious approaches like triangulating the *convex hull* of the points in  $\mathcal{P}$  and their diametrically opposite “copies” (on the projective sphere) separately will not work, because it may happen that the resulting structure is not a simplicial complex. We first prove a necessary condition for a triangulation of  $\mathbb{P}^2$  to exist. We

show that such a triangulation always exists if at least six points in  $\mathcal{P}$  are in *general position*, i.e., no three of them are collinear. So if the number of points  $n$  in  $\mathcal{P}$  is very large, the probability of such a set of six points to exist is very close to 1, implying that it is almost always possible to triangulate  $\mathbb{P}^2$  from a point set. We also design a worst-case time  $\mathcal{O}(n^2)$  algorithm for triangulating  $\mathbb{P}^2$  if the above necessary condition holds. We use the RAM model of computation for estimating the time complexity of our algorithm. As far as we know, this seems to be the first computational result on the real projective plane.

## 1.1 Definitions and Notations

We assume that the positions of points and lines are stored as homogeneous coordinates in the real projective plane. Positions of points will be represented by triples  $(x, y, z)$  and their coordinate vectors will be denoted by small letters like  $p, q, r, \dots$ , etc. Positions of lines will also be represented by triples  $[x, y, z]$  but their coordinate vectors will be represented by capital letters like  $L, M, N, \dots$ , etc. We shall also state beforehand whether a given coordinate vector is that of a line or a point to avoid ambiguity. Point  $p$  and line  $M$  are incident if and only if the dot product of their coordinate vectors  $p \cdot M = 0$ . If  $p$  and  $q$  are two points then the line  $L = pq$  can be computed as the cross product  $p \times q$  of their coordinate vectors. Similarly the intersections of two lines  $M$  and  $N$  can be computed as the cross product  $M \times N$  of their coordinate vectors. We will also sometimes refer to a triangulation of the projective plane as a *projective triangulation*. We denote the line in  $\mathbb{R}^3$  corresponding to a point  $p$  in  $\mathbb{P}^2$  by  $V(p)$ . A plane in  $\mathbb{R}^3$  which separates  $\triangle abc$  from its “duplicate copy” on the projective sphere will be referred to as a *distinguishing plane* for the given triangle (see Figure 2(b)). Note that a distinguishing plane may not be unique for a given triangle. Also note that such a plane is defined only for non-degenerate triangles on the real projective plane.

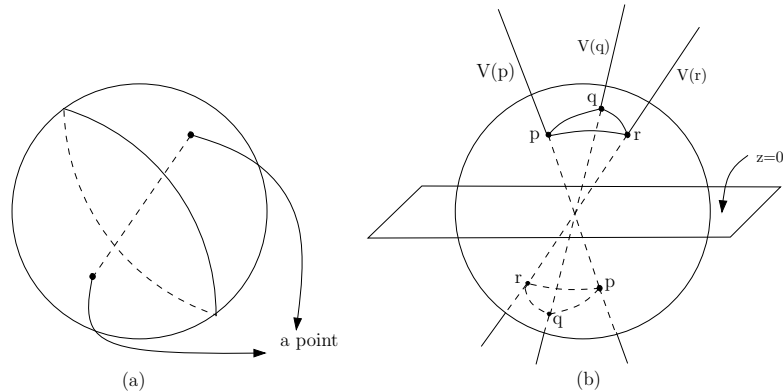


Figure 2: (a) The sphere model of  $\mathbb{P}^2$ . (b)  $\triangle pqr$  separated from its “copy” by a *distinguishing plane* in  $\mathbb{R}^3$ .

## 1.2 Organization of the paper

The paper is organized as follows. In section 2, we devise an “in-triangle” test for checking whether a point  $p$  lies inside a given  $\triangle abc$ . In section 3, we first prove that a triangulation of  $\mathbb{P}^2$  always exists if at least six points in the given point set  $\mathcal{P}$  are in general position. We then describe our algorithm for triangulating  $\mathbb{P}^2$  from points in  $\mathcal{P}$ . Finally, in section 4, we present some open problems and future directions of research in this area.

## 2 The Notion of “interior” in the Real Projective Plane

It is well-known that the real projective plane is a non-orientable surface. However, the notion of “interior” of a closed curve exists because the projective plane with a *cell* (any figure topologically equivalent to a disk) cut out is topologically equivalent to a *Möbius band* [10]. For a given triangle on the projective plane, we observe that its interior can be defined unambiguously if we associate a *distinguishing plane* with it. The procedure for associating such a plane with any given triangle will be described in Section 3. For now we will assume that we have been given  $\triangle pqr$  along with its distinguishing plane in  $\mathbb{R}^3$ . We further assume for simplicity that this plane is  $z = 0$  for the given  $\triangle pqr$  (as shown in Figure 2(b)). Consider the three lines  $V(p)$ ,  $V(q)$  and  $V(r)$  in  $\mathbb{R}^3$ . These lines give rise to four *double cones*, three of which are cut by the distinguishing plane. We define the *interior* of  $\triangle pqr$  as the double cone in  $\mathbb{R}^3$  which is not cut by its distinguishing plane. Based on the above definition, we define a many-one mapping  $s : \mathbb{P}^2 \rightarrow \mathbb{R}^3$  from points in  $\mathbb{P}^2$  to points in  $\mathbb{R}^3$  as follows:

$$s(p) = s(x, y, z) = \begin{cases} (1, \frac{x}{z}, \frac{y}{z}) & z \neq 0; \\ (0, 1, \frac{y}{x}) & z = 0, x \neq 0; \\ (0, 0, 1) & z = 0, x = 0. \end{cases}$$

Given three points  $a = (x_0, y_0, z_0)$ ,  $b = (x_1, y_1, z_1)$ ,  $c = (x_2, y_2, z_2)$  and a point  $p = (x, y, z)$ ,  $p$  lies inside  $\triangle abc$  if

$$\text{sign} \begin{vmatrix} s_0 \\ s_1 \\ s \end{vmatrix} + \text{sign} \begin{vmatrix} s_1 \\ s_2 \\ s \end{vmatrix} + \text{sign} \begin{vmatrix} s_2 \\ s_0 \\ s \end{vmatrix} = \pm 3 \quad (1)$$

and it lies on the perimeter of  $\triangle abc$  if

$$\text{sign} \begin{vmatrix} s_0 \\ s_1 \\ s \end{vmatrix} + \text{sign} \begin{vmatrix} s_1 \\ s_2 \\ s \end{vmatrix} + \text{sign} \begin{vmatrix} s_2 \\ s_0 \\ s \end{vmatrix} = \pm 2 \quad (2)$$

Here  $s_i = s(x_i, y_i, z_i)$  for  $i = 0, 1, 2$ , and  $s = s(x, y, z)$ . The function  $\text{sign}(m)$  returns 1 if  $m$  is positive, 0 if  $m$  is zero, and  $-1$  if  $m$  is negative. The reader should note that similar to the oriented projective model [7], there is no notion of interior when all  $a, b, c$  and  $p$  are at infinity. We now consider the case when the distinguishing plane in  $\mathbb{R}^3$  is  $\alpha x + \beta y + \gamma z = 0$ , where  $\alpha, \beta, \gamma$  are arbitrary constants. We use a linear transformation matrix  $\mathcal{M}$  for transforming the given plane into the plane  $z = 0$  according to the equation  $\mathcal{M} \cdot p' = p$ , where orientation is preserved. This transformation takes the coordinate vector  $p$  of a point to the vector  $p'$ . Now the  $s$ -mapping of equation (1) can be used for the “in-triangle” test with the new coordinate vectors, as described above. For the case when  $\gamma \neq 0$ , we have

$$\mathcal{M} = \begin{bmatrix} 0 & \frac{-(\beta^2 + \gamma^2)}{\sqrt{(\beta^2 + \gamma^2)(\alpha^2 + \beta^2 + \gamma^2)}} & \frac{\alpha}{\sqrt{(\alpha^2 + \beta^2 + \gamma^2)}} \\ \frac{\gamma}{\sqrt{\beta^2 + \gamma^2}} & \frac{\alpha\beta}{\sqrt{(\beta^2 + \gamma^2)(\alpha^2 + \beta^2 + \gamma^2)}} & \frac{\beta}{\sqrt{(\alpha^2 + \beta^2 + \gamma^2)}} \\ \frac{-\beta}{\sqrt{\beta^2 + \gamma^2}} & \frac{\alpha\gamma}{\sqrt{(\beta^2 + \gamma^2)(\alpha^2 + \beta^2 + \gamma^2)}} & \frac{\gamma}{\sqrt{(\alpha^2 + \beta^2 + \gamma^2)}} \end{bmatrix} \quad (3)$$

For the case when  $\gamma = 0, \beta \neq 0$ , we have

$$\mathcal{M} = \begin{bmatrix} \frac{\beta}{\sqrt{\alpha^2 + \beta^2}} & 0 & \frac{\alpha}{\sqrt{\alpha^2 + \beta^2}} \\ \frac{-\alpha}{\sqrt{\alpha^2 + \beta^2}} & 0 & \frac{\beta}{\sqrt{\alpha^2 + \beta^2}} \\ 0 & -1 & 0 \end{bmatrix} \quad (4)$$



Finally, we have the case when  $\gamma = \beta = 0$ . In this case, we simply make the  $X$ -axis the new  $Y'$ -axis, the  $Y$ -axis the new  $Z'$ -axis, and the  $Z$  axis the new  $X'$ -axis. So our transformation matrix  $\mathcal{M}$  is as follows:

$$\mathcal{M} = \begin{bmatrix} 0 & 0 & 1 \\ 1 & 0 & 0 \\ 0 & 1 & 0 \end{bmatrix} \quad (5)$$

Note that all the transformation matrices given by equations (2), (3) and (4) are *orthogonal* matrices, i.e.,  $\mathcal{M}^{-1} = \mathcal{M}^T$ .

### 3 Computing the projective triangulation of a point set

We now proceed to discuss our algorithm for triangulating the real projective plane given a point set  $\mathcal{P} = \{p_1, p_2, \dots, p_n\}$  as input. We number the points in this section for diagrammatic clarity. We first prove the following simple result for point sets in  $\mathbb{P}^2$ :

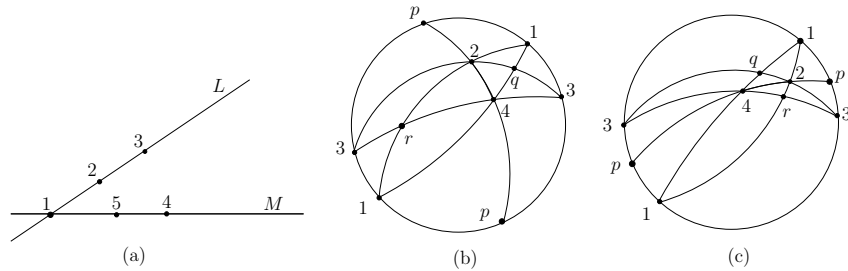


Figure 3: (a) Every point set  $\mathcal{P}$  has a  $K_4$ -quadrangulation, unless  $(n - 1)$  points are collinear. (b) and (c) A  $K_4$ -quadrangulation is sufficient for triangulating the real projective plane.

**Lemma 3.1** *If among every set of four points in the point set  $\mathcal{P}$  at least three points are collinear, then at least  $(n - 1)$  points in  $\mathcal{P}$  are collinear.*

**Proof:** It is easy to see that the lemma holds if all points in  $\mathcal{P}$  are collinear. So we may safely assume that this is not the case. We prove the above lemma by the method of contradiction. Assuming that no set of  $(n - 1)$  points are collinear. Consider a set of four points  $\{1, 2, 3, 4\}$  as shown in Figure 3(a). Since among every set of four points, at least three are collinear, so we assume that 1, 2 and 3 are collinear. Now consider a fifth point 5 instead of 3, and assume that it does not lie on the line  $L = 12$ . From the given condition, it must lie on the line  $M = 14$ . But now no three points among the set  $\{2, 3, 4, 5\}$  are collinear, a contradiction!  $\square$

**Corollary 3.1** *If  $(n - 1)$  points are not collinear in the given point set  $\mathcal{P}$ , then there exists a set of four points in  $\mathcal{P}$  no three of which are collinear.*

We call such a set of four points a  $K_4$ -quadrangulation. Corollary 3.1 states that every point set  $\mathcal{P}$  in which  $(n - 1)$  points are collinear contains a  $K_4$ -quadrangulation. We now make the following important observation that such a point set can be used to construct a triangulation of the projective plane (see Figure 3(b)-(c)). We have the following lemma:

**Lemma 3.2** *A  $K_4$ -quadrangulation can be used to construct a projective triangulation.*

**Proof:** Consider the points of the  $K_4$ -quadrangulation on the projective sphere and construct the lines (great circles)  $\{12, 13, 14, 23, 24, 34\}$  (see Figure 3(b)-(c)). The intersection of these six lines define three more points  $\{p, q, r\}$ . We call these points *pseudo-points* because these may or may

not be points in  $\mathcal{P}$ . It is now easy to see that the resulting triangulation is a simplicial complex and is isomorphic to the projective triangulation shown in Figure 1(a).  $\square$

The reader should observe that every triangle in the above triangulation has precisely two copies on the projective sphere which are diametrically opposite (see Figure 3(b)-(c)). So it now becomes possible to associate a distinguishing plane with each triangle in the above triangulation unambiguously. For every  $\triangle abc$  in the projective triangulation, we can take the plane through the center  $O$  of the projective sphere and parallel to the plane passing through the end-points  $a, b, c$  of one copy of  $\triangle abc$ . Given a query point  $u$ , we can now determine the triangle inside which it lies. We will use this fact quite extensively in our algorithm. The procedure described above is incomplete in the sense that we triangulate the real projective plane with the help of some pseudo-points. We now give a necessary condition for computing a projective triangulation from a point set  $\mathcal{P}$ . The reader should observe that every triangle in Figure 3(b) and (c) is incident with exactly one pseudo-point. We will refer to the set of triangles incident to one pseudo-point as a *region*. Note that any two regions have the same set of vertices. For constructing a projective triangulation from  $\mathcal{P}$  we will initially take help of pseudo-points, but we will go on deleting them as their use is over. We now present the following lemma:

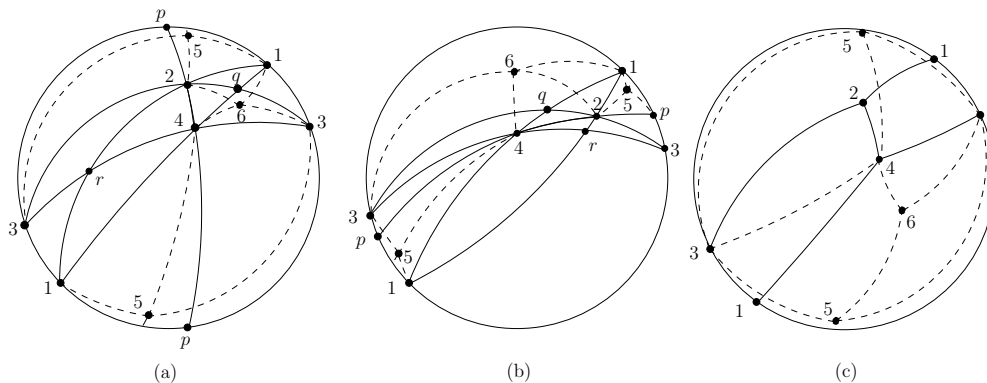


Figure 4: (a) and (b) Symmetric cases for constructing a projective triangulation. (c) A canonical set always exists when six points in  $\mathcal{P}$  are in *general position*.

**Lemma 3.3** *If there exists a set of six points (say,  $\{1, 2, 3, 4, 5, 6\}$ ) in a given point set  $\mathcal{P}$  such that four of them (say,  $\mathcal{S} = \{1, 2, 3, 4\}$ ) form a  $K_4$ -quadrangulation and the other two (say,  $\{5, 6\}$ ) are in different regions of the projective triangulation formed by  $\mathcal{S}$ , then it is possible to triangulate the projective plane using these six points, unless  $(n - 2)$  points in  $\mathcal{P}$  are collinear.*

**Proof:** We give a constructive proof of the above statement. We first construct a projective triangulation with the set  $\{1, 2, 3, 4\}$  (as described above). Suppose points 5 and 6 lie in the regions associated with the pseudo-points  $p$  and  $q$  respectively (see Figure 4(a) and (b)). We now add point 5 and make it adjacent to the vertices of its bounding region, deleting the pseudo-point  $p$  and the edges it was incident with. The newly added edges are shown by dashed lines. The pseudo-points have also been kept for better understanding. We now add point 6 and delete the corresponding pseudo-point  $q$  and the edges it was incident with. Now we intend to delete the pseudo-point  $r$  and construct a valid projective triangulation using only points in  $\mathcal{P}$ . Here we make the important observation that either the edge 12 or 34 can be flipped. To see this, note that if flipping of neither of these edges was possible, then 6 must lie to the “left” (as shown in Figure 4(a)) or “right” (as shown in Figure 4(b)) of both the lines 52 and 54, in which case flipping of edges would induce crossings. (Note that we refer to a point being on the “left” or “right” of a line only *locally* with respect to front half of the projective sphere.) However, the edge 24 lies in between these two lines and 6 cannot lie to its left (resp. right). Suppose the edge 12 can be flipped. We then construct a valid projective triangulation by flipping 12, deleting the pseudo-point  $r$  and adding the edge 12 in that region. Observe that the projective triangulation

constructed is isomorphic to that shown in Figure 1(b). In the event that flipping of neither 12 nor 34 is possible, all four points 5, 2, 4, 6 must be collinear. Since such a flip is also not possible with any other point in  $\mathcal{P}$ , they must all lie on the line 524, implying that  $(n - 2)$  of the points in  $\mathcal{P}$  are collinear.  $\square$

We will refer to such a  $K_4$ -quadrangulation which has two points of  $\mathcal{P}$  in different regions as a *canonical set*. We now have almost all the basic tools required for triangulating the real projective plane from a point set  $\mathcal{P}$ . All that we need to characterize is the existence of a canonical set. So far we have not used anywhere the assumption that at least six points in  $\mathcal{P}$  are in *general position*. It turns out that there always exists a canonical set in  $\mathcal{P}$  in this case. We have the following lemma:

**Lemma 3.4** *If at least six points in  $\mathcal{P}$  are in general position, then there exists a canonical set.*

**Proof:** We prove this lemma by the method of contradiction. We assume that the lemma does not hold, so for every  $K_4$ -quadrangulation in  $\mathcal{P}$ , all other points of  $\mathcal{P}$  are in the same region. Consider a  $K_4$ -quadrangulation  $\{1, 2, 3, 4\}$  in  $\mathcal{P}$ . Suppose we add two more points 5 and 6, and they lie in the same region (as shown in Figure 4(c)). Now consider the  $K_4$ -quadrangulation formed by  $\{4, 6, 3, 5\}$ . If this is to satisfy the property that all points in  $\mathcal{P}$  lie in exactly one of its regions, then it is easy to see that 2 must lie on or to the right of the line 54. But now 2 and 6 lie in different regions of the  $K_4$ -quadrangulation  $\{4, 5, 1, 3\}$ , a contradiction!  $\square$

So we now have a procedure for triangulating the real projective plane given a point set  $\mathcal{P}$  with at least six points in general position. We summarize our results in the following theorem:

**Theorem 3.1** *Given a point set  $\mathcal{P} = \{p_1, p_2, \dots, p_n\}$  with at least six points in general position, it is always possible to construct a projective triangulation.*

We now present our algorithm which outputs a triangulation of the real projective plane given a point set  $\mathcal{P} = \{p_1, p_2, \dots, p_n\}$  with at least six points in general position.

1. Find a set  $\mathcal{S} = \{1, 2, 3, 4, 5, 6\}$  of six points such that no three points in  $\mathcal{S}$  are collinear.
2. Construct a projective triangulation with the set  $\mathcal{S}$ . Associate distinguishing planes with every triangle of the triangulation.
3. **for** all points  $p \in \mathcal{P} \setminus \mathcal{S}$  **do**
4. Identify the triangle  $\triangle abc$  in which  $p$  lies.
5. Make  $p$  adjacent to the vertices  $a, b$  and  $c$ . Make the distinguishing plane of  $\triangle apb, \triangle bpc$ , and  $\triangle cpa$  the same as that for  $\triangle abc$ .
6. **end for**
7. **return**(triangulation of  $\mathbb{P}^2$ ).

There are two possible approaches for finding the set  $\mathcal{S}$  in step 1. In the first approach, we arbitrarily choose a starting point  $q$  and initialize our set  $\mathcal{S} = \{q\}$ . For any point  $p \in \mathcal{P} \setminus \mathcal{S}$ , we add  $p$  in  $\mathcal{S}$  if  $p$  is not collinear with any two points in  $\mathcal{S}$ . We stop when  $\mathcal{S}$  contains six points. It may happen that we are not able to find such a set  $\mathcal{S}$  of six points if we start with any random starting point  $q$ . So we iterate over all points in  $\mathcal{P}$  for choosing the starting point. This approach has a worst-case time complexity of  $\mathcal{O}(n^2)$ . A slightly better approach can be adopted for performing step 1, which works in  $\mathcal{O}(n)$  time if we assume that the minimum line cover of the point set  $\mathcal{P}$  is greater than 4. In this approach, we first choose any two points 1 and 2. Let the line defined by them be  $L$ . We delete all other points in  $\mathcal{P}$  on  $L$ . We now choose two more points 3 and 4. Let the line defined by them be  $M$ . We delete all other points in  $\mathcal{P}$  on  $M$ . We also delete all other points on  $N$  (the line defined by 1 and 3) and  $T$  (the line defined by 2 and 4). Now choose two more points 5 and 6. We now have the required set  $\mathcal{S} = \{1, 2, 3, 4, 5, 6\}$ . It is easy

to see that this approach takes  $\mathcal{O}(n)$  time if the minimum line cover of  $\mathcal{P}$  is greater than 4. The above two approaches work reasonably well for most point sets. However, for certain point sets, it may happen that both these approaches fail to find such a set  $\mathcal{S}$ . We are currently unaware of an optimal method for finding such a set which works in all cases. We believe that some approach similar to that used for solving the “ordinary line” problem can be adopted for finding the same (see for instance [11, 13, 15]). After having found such a set  $\mathcal{S}$ , we find a canonical set within  $\mathcal{S}$  by a procedure similar to that described in Lemma 3.4.

Once we have a canonical set, constructing the projective triangulation in step 2 takes  $\mathcal{O}(1)$  time. We store the triangulation in a DCEL so that addition and deletion of edges and vertices takes  $\mathcal{O}(1)$  time. The loop in steps 3-6 runs once for every point  $p \in \mathcal{P} \setminus \mathcal{S}$ . Inside the loop, we use our “in-triangle” test (as described in Section 2) for testing whether a point lies inside a given triangle. We use a procedure similar to that described by Devillers et al. in [9] for identifying  $\triangle abc$  inside which  $p$  lies. We first choose any arbitrary vertex  $t$  of the current projective triangulation. We then identify the triangle whose interior is intersected by the line  $L = tp$ . This test is performed by checking for all edges  $E$  of all triangles sharing vertex  $t$  whether the intersection of  $L$  and the *line* described by  $E$  lies inside the given triangle (see Figure 5(a)). After having identified the starting triangle, we move to its neighbor sharing the edge  $E$ . In this way, we “walk” in the triangulation along the line  $L$ . We stop when  $p$  lies inside the current triangle. Although this method of “walking” in a triangulation has a worst-case time complexity of  $\mathcal{O}(n)$ , it is reasonably fast for most practical purposes. So the loop takes a total of  $\mathcal{O}(n^2)$  steps. Thus, our algorithm computes a projective triangulation from a given point set  $\mathcal{P}$  in  $\mathcal{O}(n^2)$  steps.

## 4 Conclusion and Open Problems

It is well-known that there is no notion of “distance” on the real projective plane  $\mathbb{P}^2$ . However, we observe that it becomes possible to define “distance” locally once we have a triangulation of  $\mathbb{P}^2$ . To see this, note that every triangle in a projective triangulation has a distinguishing plane associated with it. Suppose  $pq$  is an edge of  $\triangle pqr$  in the triangulation. We can determine which copy of the edge “ $pq$ ” on the projective sphere is not cut by the distinguishing plane (see Figure 5(b)). We can now define the distance from  $p$  to  $q$  as the angle between the two lines  $V(p)$  and  $V(q)$  in  $\mathbb{R}^3$  corresponding to this edge  $pq$  on the projective sphere. So problems like the *Minimum Weight Triangulation* [14], *Minmax Length Triangulation* [16], etc., now have meaning even on the real projective plane. The *Minimum Weight Triangulation* problem was neither known to be NP-Hard nor solvable in polynomial time for a long time [8]. This open problem was recently solved and was shown to be NP-Hard by Mulzer and Rote [14]. The *Minmax Length Triangulation* problem asks about minimizing the maximum edge length in a triangulation of a point set  $\mathcal{P}$ . This problem was shown to be solvable in time  $\mathcal{O}(n^2)$  by Edelsbrunner and Tan [16]. It would be interesting to analyze the complexity of these problems on the real projective plane  $\mathbb{P}^2$ .

## Acknowledgements

The authors would like to sincerely thank Olivier Devillers of INRIA, Sophia Antipolis, for his valuable suggestions and helpful discussions.

## References

- [1] D. W. Barnette, *Generating triangulations of the projective plane*, J. Combin. Theory Ser. B 33 (1982), 222-230.
- [2] K. Wagner, *Bemerkungen zum Vierfarbenproblem*, J. der Deut. Math. Ver. 46, Abt. 1 (1936) 26-32.
- [3] A. K. Dewdney, *Wagner’s theorem for the torus graphs*, Discrete Math. 4 (1973) 139-149.
- [4] S. Negami and S. Watanabe, *Diagonal transformations of triangulations on surfaces*, Tsubuka J. Math. 14 (1990) 155-166.

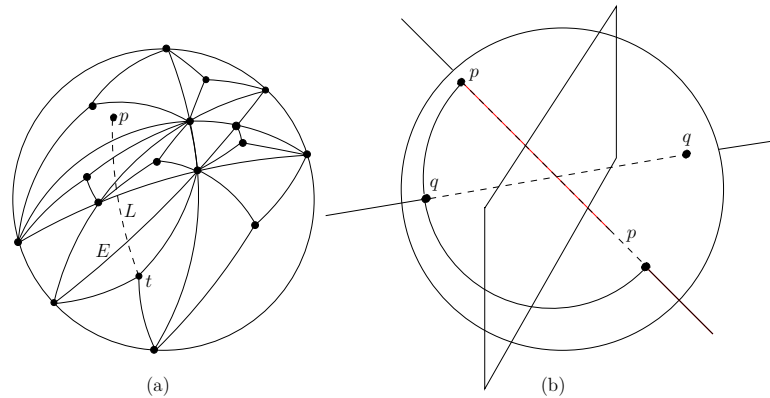


Figure 5: (a) “Walking” in a projective triangulation. (b) Two copies of the edge  $pq$ , only one is cut by the distinguishing plane.

- [5] S. Negami, *Diagonal flips in triangulations on surfaces*, Discrete Math. 135 (1994) 225-232.
- [6] R. Mori and A. Nakamoto, *Diagonal flips in Hamiltonian triangulations on the projective plane*, Discrete Math. 303 (2005) 142-153.
- [7] J. Stolfi, *Oriented Projective Geometry - A framework for geometric computations*, Academic Press, 1991.
- [8] M. Garey and D. Johnson, *Computers and Intractability*, W. H. Freeman & Company, 1979.
- [9] O. Devillers, S. Pion, and M. Teillaud, *Walking in a triangulation*, In Proceedings on the Seventeenth Annual Symposium on Computational Geometry (Medford, Massachusetts, United States). D. L. Souvaine, Ed. SCG 2001. ACM Press, New York, NY, 106-114.
- [10] M. Henle, *A Combinatorial Introduction to Topology*, Dover Publications, 1994.
- [11] L. Kelly and W. Moser, *On the number of ordinary lines determined by  $n$  points*, Canad. J. Math., 10:210-219, 1958.
- [12] S. Negami, *Diagonal flips in triangulations on closed surfaces, a survey*, Yokohama Math. J. 47 (1999) 1-40.
- [13] Asish Mukhopadhyay, Alok Agarwal, and Ravi Mohan Hosabetta, *On the number of ordinary lines determined by  $n$  points*, Nordic J. Computing, 4:330-341, 1997.
- [14] W. Mulzer and Günter Rote, *Minimum Weight Triangulation is NP-Hard*, eprint cs.CG/0601002, Jan. 2, 2006.
- [15] Olivier Devillers and Asish Mukhopadhyay, *Finding an ordinary conic and an ordinary hyperplane*, Nordic J. Computing, Vol. 6, No. 4, pp 462-468, 1999.
- [16] H. S. Edelsbrunner and T. S. Tan, *A Quadratic Time Algorithm for the Minmax Length Triangulation*, SIAM Journal of Computing, 22(3), 527-551, 1993.



---

Unité de recherche INRIA Sophia Antipolis  
2004, route des Lucioles - BP 93 - 06902 Sophia Antipolis Cedex (France)

Unité de recherche INRIA Futurs : Parc Club Orsay Université - ZAC des Vignes  
4, rue Jacques Monod - 91893 ORSAY Cedex (France)

Unité de recherche INRIA Lorraine : LORIA, Technopôle de Nancy-Brabois - Campus scientifique  
615, rue du Jardin Botanique - BP 101 - 54602 Villers-lès-Nancy Cedex (France)

Unité de recherche INRIA Rennes : IRISA, Campus universitaire de Beaulieu - 35042 Rennes Cedex (France)

Unité de recherche INRIA Rhône-Alpes : 655, avenue de l'Europe - 38334 Montbonnot Saint-Ismier (France)

Unité de recherche INRIA Rocquencourt : Domaine de Voluceau - Rocquencourt - BP 105 - 78153 Le Chesnay Cedex (France)

---

Éditeur  
INRIA - Domaine de Voluceau - Rocquencourt, BP 105 - 78153 Le Chesnay Cedex (France)

<http://www.inria.fr>

ISSN 0249-6399