



**HAL**  
open science

## Comments on “Design and performance evaluation of load distribution strategies for multiple loads on heterogeneous linear daisy chain networks”

Matthieu Gallet, Yves Robert, Frédéric Vivien

### ► To cite this version:

Matthieu Gallet, Yves Robert, Frédéric Vivien. Comments on “Design and performance evaluation of load distribution strategies for multiple loads on heterogeneous linear daisy chain networks”. [Research Report] 2007. inria-00130294v1

**HAL Id: inria-00130294**

**<https://inria.hal.science/inria-00130294v1>**

Submitted on 10 Feb 2007 (v1), last revised 19 Feb 2007 (v2)

**HAL** is a multi-disciplinary open access archive for the deposit and dissemination of scientific research documents, whether they are published or not. The documents may come from teaching and research institutions in France or abroad, or from public or private research centers.

L’archive ouverte pluridisciplinaire **HAL**, est destinée au dépôt et à la diffusion de documents scientifiques de niveau recherche, publiés ou non, émanant des établissements d’enseignement et de recherche français ou étrangers, des laboratoires publics ou privés.



INSTITUT NATIONAL DE RECHERCHE EN INFORMATIQUE ET EN AUTOMATIQUE

*Comments on “Design and performance evaluation  
of load distribution strategies for multiple loads on  
heterogeneous linear daisy chain networks”*

Matthieu Gallet — Yves Robert — Frédéric Vivien

N° ????

February 2007

Thème NUM

 *rapport  
de recherche*





## Comments on “Design and performance evaluation of load distribution strategies for multiple loads on heterogeneous linear daisy chain networks”

Matthieu Gallet , Yves Robert , Frédéric Vivien

Thème NUM — Systèmes numériques  
Projet GRAAL

Rapport de recherche n° ???? — February 2007 — 18 pages

**Abstract:** Min, Veeravalli, and Barlas proposed [8, 9] strategies to minimize the overall execution time of one or several divisible loads on a heterogeneous linear network, using one or more installments. We show on a very simple example that the approach proposed in [9] does not always produce a solution and that, when it does, the solution is often suboptimal. We also show how to find an optimal scheduling for any instance, once the number of installments per load is given. Finally, we formally prove that under a linear cost model, as in [8, 9], an optimal schedule has an infinite number of installments. Such a cost model can therefore not be used to design practical multi-installment strategies.

**Key-words:** scheduling, heterogeneous processors, divisible loads, single-installment, multiple-installments.

This text is also available as a research report of the Laboratoire de l'Informatique du Parallélisme  
<http://www.ens-lyon.fr/LIP>.

## Commentaires sur « Design and performance evaluation of load distribution strategies for multiple loads on heterogeneous linear daisy chain networks »

**Résumé :** Min, Veeravalli, and Barlas ont proposé [8, 9] des stratégies pour minimiser le temps d'exécution d'une ou de plusieurs tâches divisibles sur un réseau linéaire de processeurs hétérogènes, en distribuant le travail en une ou plusieurs tournées. Sur un exemple très simple nous montrons que l'approche proposée dans [9] ne produit pas toujours une solution et que, quand elle le fait, la solution est souvent sous-optimale. Nous montrons également comment trouver un ordonnancement optimal pour toute instance, quand le nombre de tournées par tâches est spécifié. Finalement, nous montrons formellement que lorsque les fonctions de coûts sont linéaires, comme c'est le cas dans [8, 9], un ordonnancement optimal a un nombre infini de tournées. Un tel modèle de coût ne peut donc pas être utilisé pour définir des stratégies en multi-tournées utilisables en pratique.

**Mots-clés :** ordonnancement, ressources hétérogènes, tâches divisibles, tournées.

## 1 Introduction

Min, Veeravalli and Barlas proposed [8, 9] strategies to minimize the overall execution time of one or several divisible loads on a heterogeneous linear network. Initially, the authors targeted single-installment strategies, that is strategies under which a processor receives in a single communication all its share of a given load. When they were not able to design single-installment strategies, they proposed multi-installment ones.

In this research note, we first show on a very simple example that the approach proposed in [9] does not always produce a solution and that, when it does, the solution is often suboptimal. The fundamental flaw of the approach of [9] is that the authors are optimizing the scheduling load by load, instead of attempting a global optimization. The load by load approach is suboptimal and overconstrains the problem.

On the contrary, we show how to find an optimal scheduling for any instance, once the number of installments per load is given. In particular, our approach always find the optimal solution in the single-installment case. Finally, we formally prove that under a linear cost model for communication and communication, as in [8, 9], an optimal schedule has an infinite number of installments. Such a cost model can therefore not be used to design practical multi-installment strategies.

Please refer to the papers [8, 9] for a detailed introduction to the optimization problem under study. We briefly recall the framework in Section 2, and we deal with an illustrative example in Section 3. Then we directly proceed to the design of our solution (Section 4), we discuss its possible extensions and the linear cost model (Section 5), before concluding (Section 6).

## 2 Problem and Notations

We summarize here the framework of [8, 9]. The target architecture is a linear chain of  $m$  processors ( $P_1, P_2, \dots, P_m$ ). Processor  $P_i$  is connected to processor  $P_{i+1}$  by the communication link  $l_i$  (see Figure 1). The target application is composed of  $N$  loads, which are *divisible*, which means that each load can be split into an arbitrary number of chunks of any size, and these chunks can be processed independently. All the loads are initially available on processor  $P_1$ , which processes a fraction of them and delegates (sends) the remaining fraction to  $P_2$ . In turn,  $P_2$  executes part of the load that it receives from  $P_1$  and sends the rest to  $P_3$ , and so on along the processor chain. Communications can be overlapped with (independent) computations, but a given processor can be active in at most a single communication at any time-step: sends and receives are serialized (this is the full *one-port* model).

Since the last processor  $P_m$  cannot start computing before having received its first message, it is useful for  $P_1$  to distribute the loads in several installments: the idle time of remote processors in the chain will be reduced due to the fact that communications are smaller in the first steps of the overall execution.

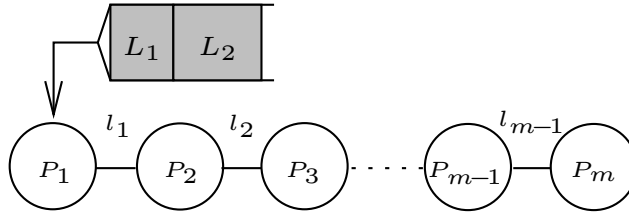


Figure 1: Linear network, with  $m$  processors and  $m - 1$  links.

We deal with the general case in which the  $n$ th load is distributed in  $Q_n$  installments of different sizes. For the  $j$ th installment of load  $n$ , processor  $P_i$  takes a fraction  $\gamma_j^n(i)$ , and sends the remaining part to the next processor while processing its own fraction.

In the framework of [8, 9], loads have different characteristics. Every load  $n$  (with  $1 \leq n \leq N$ ) is defined by a volume of data  $V_{comm}(n)$  and a quantity of computation  $V_{comp}(n)$ . Moreover, processors and links are not identical either. We let  $w_i$  be the time taken by  $P_i$  to compute a unit load ( $1 \leq i \leq m$ ), and  $z_i$  be the time taken by  $P_i$  to send a unit load to  $P_{i+1}$  (over link  $l_i$ ,  $1 \leq i \leq m - 1$ ). Note that we assume a linear model for computations and communications, as in the original articles, and as is often the case in divisible load literature [7, 4].

For the  $j$ th installment of the  $n$ th load, let  $Comm_{i,n,j}^{start}$  denote the starting time of the communication between  $P_i$  and  $P_{i+1}$ , and let  $Comm_{i,n,j}^{end}$  denote its completion time; similarly,  $Comp_{i,n,j}^{start}$  denotes the start time of the computation on  $P_i$  for this installment, and  $Comp_{i,n,j}^{end}$  denotes its completion time. The objective function is to minimize the *makespan*, i.e., the time at which all loads are computed. For the sake of convenience, all notations are summarized in Table 1.

## 3 An illustrative example

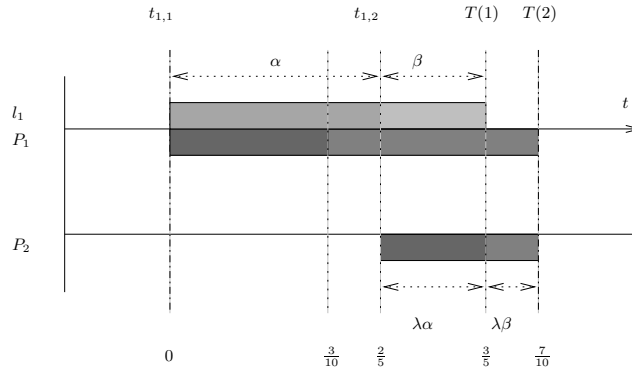
### 3.1 Presentation

To show the limitations of [8, 9], we deal with a simple illustrative example. We use 2 identical processors  $P_1$  and  $P_2$  with  $w_1 = w_2 = \lambda$ , and  $z(1) = 1$ . We consider  $N = 2$  identical divisible loads to process, with  $V_{comm}(1) = V_{comm}(2) = 1$  and  $V_{comp}(1) = V_{comp}(2) = 1$ . Note that when  $\lambda$  is large, communications become negligible and each processor is expected to process around half of both loads. But when  $\lambda$  is close to 0, communications are very important, and the solution is not obvious. To ease the reading, we only give a short (intuitive) description of the schedules, and provide their different makespans without justification (we refer the reader to Appendix A for all proofs).

We first consider a simple schedule which uses a single installment for each load, as illustrated in Figure 2. Processor  $P_1$  computes a fraction  $\gamma_1^1(1) = \frac{2\lambda^2+1}{2\lambda^2+2\lambda+1}$  of the first load,

$m$	Number of processors in the system.
$P_i$	Processor $i$ , where $i = 1, \dots, m$ .
$w_i$	Time taken by processor $P_i$ to compute a unit load.
$z_i$	Time taken by $P_i$ to transmit a unit load to $P_{i+1}$ .
$\tau_i$	Availability date of $P_i$ (time at which it becomes available for processing the loads).
$N$	Total number of loads to process in the system.
$Q_n$	Total number of installments for $n$ th load.
$V_{comm}(n)$	Volume of data for $n$ th load.
$V_{comp}(n)$	Volume of computation for $n$ th load.
$\gamma_i^j(n)$	Fraction of $n$ th load computed on processor $P_i$ during the $j$ th installment.
$Comm_{i,n,j}^{start}$	Start time of communication from processor $P_i$ to processor $P_{i+1}$ for $j$ th installment of $n$ th load.
$Comm_{i,n,j}^{end}$	End time of communication from processor $P_i$ to processor $P_{i+1}$ for $j$ th installment of $n$ th load.
$Comp_{i,n,j}^{start}$	Start time of computation on processor $P_i$ for $j$ th installment of $n$ th load.
$Comp_{i,n,j}^{end}$	End time of computation on processor $P_i$ for $j$ th installment of $n$ th load.

Table 1: Summary of notations.

Figure 2: The example schedule, with  $\lambda = \frac{1}{2}$ ,  $\alpha$  is  $\gamma_2^1(1)$  and  $\beta$  is  $\gamma_2^1(2)$ .

and a fraction  $\gamma_1^1(2) = \frac{2\lambda+1}{2\lambda^2+2\lambda+1}$  of the second load. Then the second processor computes a fraction  $\gamma_2^1(1) = \frac{2\lambda}{2\lambda^2+2\lambda+1}$  of the first load, and a fraction  $\gamma_2^1(2) = \frac{2\lambda^2}{2\lambda^2+2\lambda+1}$  of the second load. The makespan achieved by this schedule is equal to  $\text{makespan}_1 = \frac{2\lambda(\lambda^2+\lambda+1)}{2\lambda^2+2\lambda+1}$ .



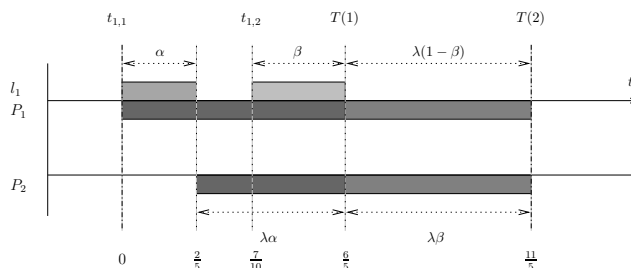


Figure 3: The schedule of [9] for  $\lambda = 2$ , with  $\alpha = \gamma_2^1(1)$  and  $\beta = \gamma_2^1(2)$ .

### 3.2 Solution of [9], one-installment

In the solution of [9],  $P_1$  and  $P_2$  have to simultaneously complete the processing of their share of the first load. The same holds true for the second load. We are in the one-installment case when  $P_1$  is fast enough to send the second load to  $P_2$  while it is computing the first load. This condition writes  $\lambda \geq \frac{\sqrt{3}+1}{2} \approx 1.366$ .

In the solution of [9],  $P_1$  processes a fraction  $\gamma_1^1(1) = \frac{\lambda+1}{2\lambda+1}$  of the first load, and a fraction  $\gamma_1^1(2) = \frac{1}{2}$  of the second one.  $P_2$  processes a fraction  $\gamma_2^1(1) = \frac{\lambda}{2\lambda+1}$  of the first load  $L_1$ , and a fraction  $\gamma_2^1(2) = \frac{1}{2}$  of the second one. The makespan achieved by this schedule is  $\text{makespan}_2 = \frac{\lambda(4\lambda+3)}{2(2\lambda+1)}$ .

Comparing both makespans, we have  $0 \leq \text{makespan}_2 - \text{makespan}_1 \leq \frac{1}{4}$ , the solution of [9] having a strictly larger makespan, except when  $\lambda = \frac{\sqrt{3}+1}{2}$ . Intuitively, the solution of [9] is worse than the schedule of Section 3.1 because it aims at locally optimizing the makespan for the first load, and then optimizing the makespan for the second one, instead of directly searching for a global optimum. A visual representation of this case is given in Figure 3 for  $\lambda = 2$ .

### 3.3 Solution of [9], multi-installment

The solution of [9] is a multi-installment strategy when  $\lambda < \frac{\sqrt{3}+1}{2}$ , i.e., when communications tend to be important compared to computations. More precisely, this case happens when  $P_1$  does not have enough time to completely send the second load to  $P_2$  before the end of the computation of the first load on both processors.

The way to proceed in [9] is to send the second load using a multi-installment strategy. Let  $Q$  denote the number of installments for this second load. We can easily compute the size of each fraction distributed to  $P_1$  and  $P_2$ . Processor  $P_1$  has to process a fraction  $\gamma_1^1(1) = \frac{\lambda+1}{2\lambda+1}$  of the first load, and fractions  $\gamma_1^1(2), \gamma_1^2(2), \dots, \gamma_1^Q(2)$  of the second one. Processor  $P_2$  has a fraction  $\gamma_2^1(1) = \frac{\lambda}{2\lambda+1}$  of the first load, and fractions  $\gamma_2^1(2), \gamma_2^2(2), \dots, \gamma_2^Q(2)$  of the second

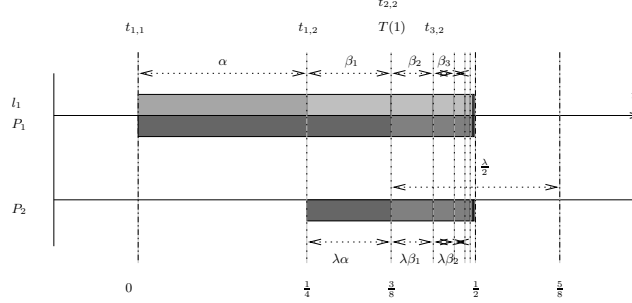


Figure 4: The example with  $\lambda = \frac{1}{2}$ ,  $\alpha = \gamma_2^1(1)$  and  $\beta = \gamma_2^1(2)$ .

one. Moreover, we have the following equality for  $1 \leq k < Q$ :

$$\gamma_1^k(2) = \gamma_2^k(2) = \lambda^k \gamma_2^1(1).$$

And for  $k = Q$  (the last installment), we have  $\gamma_1^Q(2) = \gamma_2^Q(2) \leq \lambda^Q \gamma_2^1(1)$ . Let  $\beta_k = \gamma_1^k(2) = \gamma_2^k(2)$ . We can then establish an upper bound on the portion of the second load distributed in  $Q$  installments:

$$\sum_{k=1}^Q (2\beta_k) \leq 2 \sum_{k=1}^Q (\gamma_2^1(1) \lambda^k) = \frac{2(\lambda^Q - 1)\lambda^2}{2\lambda^2 - \lambda - 1}$$

if  $\lambda \neq 1$ , and  $Q = 2$  otherwise.

We have three cases to discuss:

1.  $0 < \lambda < \frac{\sqrt{17}+1}{8} \approx 0.64$ : Since  $\lambda < 1$ , we can write for any nonnegative integer  $Q$ :

$$\sum_{k=1}^Q (2\beta_k) < \sum_{k=1}^{\infty} (2\beta_k) = \frac{2\lambda^2}{(1-\lambda)(2\lambda+1)}$$

We have  $\frac{2\lambda^2}{(1-\lambda)(2\lambda+1)} < 1$  for all  $\lambda < \frac{\sqrt{17}+1}{8}$ . So, even in the case of an infinite number of installments, the second load will not be completely processed. In other words, no solution is found in [9] for this case. A visual representation of this case is given in Figure 4 with  $\lambda = 0.5$ .

2.  $\lambda = \frac{\sqrt{17}+1}{8}$ : We have  $\frac{2\lambda^2}{(1-\lambda)(2\lambda+1)} = 1$ , so an infinite number of installments is required to completely process the second load. Again, this solution is obviously not feasible.
3.  $\frac{\sqrt{17}+1}{8} < \lambda < \frac{\sqrt{3}+1}{2}$ : In this case, the solution of [9] is better than any solution using a single installment per load, but it may require a very large number of installments. A visual representation of this case is given in Figure 5 with  $\lambda = 1$ .

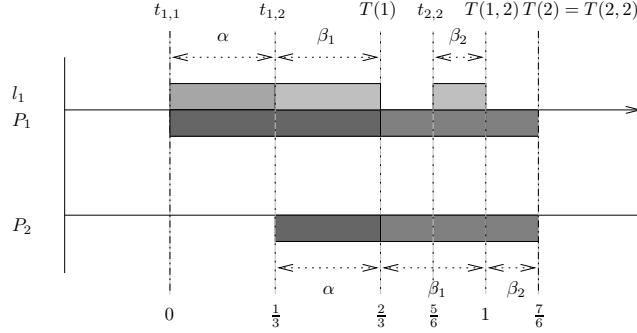


Figure 5: The example with  $\lambda = 1$ ,  $\alpha = \gamma_2^1(1)$  and  $\beta = \gamma_2^1(2)$ .

In this case, the number of installments is set in [9] as  $Q = \left\lceil \frac{\ln(\frac{4\lambda^2 - \lambda - 1}{2\lambda^2})}{\ln(\lambda)} \right\rceil$ . To see that this choice is not optimal, consider the case  $\lambda = \frac{3}{4}$ . The algorithm of [9] achieves a makespan equal to  $(1 - \gamma_2^1(1))\lambda + \frac{\lambda}{2} = \frac{9}{10}$ . The first load is sent in one installment and the second one is sent in 3 installments (according to the previous equation).

However, we can come up with a better schedule by splitting both loads into two installments, and distributing them as follows:

- during the first round,  $P_1$  processes 0 unit of the first load,
- during the second round,  $P_1$  processes  $\frac{317}{653}$  unit of the first load,
- during the first round,  $P_2$  processes  $\frac{192}{653}$  unit of the first load,
- during the second round,  $P_2$  processes  $\frac{144}{653}$  unit of the first load,
- during the first round,  $P_1$  processes 0 unit of the second load,
- during the second round,  $P_1$  processes  $\frac{464}{653}$  unit of the second load,
- during the first round,  $P_2$  processes  $\frac{108}{653}$  unit of the second load,
- during the second round,  $P_2$  processes  $\frac{81}{653}$  unit of the second load,

This scheme gives us a total makespan equal to  $\frac{781}{653} \frac{3}{4} \approx 0.897$ , which is (slightly) better than 0.9. This shows that among the schedules having a total number of four installments, the solution of [9] is suboptimal.

### 3.4 Conclusion

Despite its simplicity (two identical processors and two identical loads), the analysis of this illustrative example clearly outlines the limitations of the approach of [9]: this approach does not always return a feasible solution and, when it does, this solution is not always optimal.

In the next section, we show how to compute an optimal schedule when dividing each load into any prescribed number of installments.

## 4 Optimal solution

We now show how to compute an optimal schedule, when dividing each load into any prescribed number of installments. Therefore, when this number of installment is set to 1 for each load (i.e.,  $Q_n = 1$ , for any  $n$  in  $[1, N]$ ), the following approach solves the problem originally target by Min, Veeravalli, and Barlas.

To build our solution we use a linear programming approach. In fact, we only have to list all the (linear) constraints that must be fulfilled by a schedule, and write that we want to minimize the makespan. All these constraints are captured by the linear program in Figure 6. The optimality of the solution comes from the fact that the constraints are exactly all the constraints a schedule must fulfill, and a solution to the linear program is obviously always feasible. This linear program simply encodes the following constraints (where a number in brackets is the number of the corresponding constraint on Figure 6):

- $P_i$  cannot start a new communication to  $P_i$  before the end of the corresponding communication from  $P_{i-1}$  to  $P_i$  (1),
- $P_i$  cannot start to receive the next installment of the  $n$ th load before having finished to send the current one to  $P_{i+1}$  (2),
- $P_i$  cannot start to receive the first installment of the next load before having finished to send the last installment of the current load to  $P_{i+1}$  (3),
- any transfer has to begin at a nonnegative time (4),
- the duration of any transfer is equal to the product of the time taken to transmit a unit load (5) by the volume of data to transfer,
- processor  $P_i$  cannot start to compute the  $j$ th installment of the  $n$ th load before having finished to receive the corresponding data (6),
- the duration of any computation is equal to the product of the time taken to compute a unit load (7) by the volume of computations,
- processor  $P_i$  cannot start to compute the first installment of the next load before it has completed the computation of the last installment of the current load (8),
- processor  $P_i$  cannot start to compute the next installment of a load before it has completed the computation of the current installment of that load (9),
- processor  $P_i$  cannot start to compute the first installment of the first load before its availability date (10),

$$\begin{aligned}
\forall i < m - 1, n \leq N, j \leq Q_n & \quad \text{Comm}_{i+1,n,j}^{\text{start}} & \geq & \quad \text{Comm}_{i,n,j}^{\text{end}} & (1) \\
\forall i < m - 1, n \leq N, j < Q_n & \quad \text{Comm}_{i,n,j+1}^{\text{start}} & \geq & \quad \text{Comm}_{i+1,n,j}^{\text{end}} & (2) \\
\forall i < m - 1, n < N & \quad \text{Comm}_{i,n+1,1}^{\text{start}} & \geq & \quad \text{Comm}_{i+1,n,Q_n}^{\text{end}} & (3) \\
\forall i \leq m - 1, n \leq N, j \leq Q_n & \quad \text{Comm}_{i,n,j}^{\text{start}} & \geq & \quad 0 & (4) \\
\forall i \leq m - 1, n \leq N, j \leq Q_n & \quad \text{Comm}_{i,n,j}^{\text{end}} & = & \quad \text{Comm}_{i,n,j}^{\text{start}} + z_i V_{\text{comm}}(n) \sum_{k=i+1}^m \gamma_k^j(n) & (5) \\
\forall i \geq 2, n \leq N, j \leq Q_n & \quad \text{Comp}_{i,n,j}^{\text{start}} & \geq & \quad \text{Comm}_{i,n,j}^{\text{end}} & (6) \\
\forall i \leq m, n \leq N, j \leq Q_n & \quad \text{Comp}_{i,n,j}^{\text{end}} & = & \quad \text{Comp}_{i,n,j}^{\text{start}} + w_i \gamma_i^j(n) V_{\text{calc}}(n) & (7) \\
\forall i \leq m, n < N & \quad \text{Comp}_{i,n+1,1}^{\text{start}} & \geq & \quad \text{Comp}_{i,n,Q_n}^{\text{end}} & (8) \\
\forall i \leq m, n \leq N, j < Q_n & \quad \text{Comp}_{i,n,j+1}^{\text{start}} & \geq & \quad \text{Comp}_{i,n,j}^{\text{end}} & (9) \\
\forall i \leq m & \quad \text{Comp}_{i,1,1}^{\text{start}} & \geq & \quad \tau_i & (10) \\
\forall i \leq m, n \leq N, j \leq Q_n & \quad \gamma_i^j(n) & \geq & \quad 0 & (11) \\
\forall n \leq N & \quad \sum_{i=1}^m \sum_{j=1}^{Q_n} \gamma_i^j(n) & = & \quad 1 & (12) \\
\forall i \leq m & \quad \text{makespan} & \geq & \quad \text{Comp}_{i,N,Q_n}^{\text{end}} & (13)
\end{aligned}$$

Figure 6: The complete linear program.

- every portion of a load dedicated to a processor is necessarily nonnegative (11),
- any load has to be completely processed (12),
- the makespan is no smaller than the completion time of the last installment of the last load on any processor (13).

Altogether, we have a linear program to be solved over the rationals, hence a solution in polynomial time [6]. In practice, standard packages like Maple [3] or GLPK [5] will return the optimal solution for all reasonable problem sizes.

Note that the linear program gives the optimal solution for a prescribed number of installments for each load. We will discuss the problem of the number of installments in the next section.

## 5 Possible extensions

There are several restrictions in the model of [9] that can be alleviated. First the model uses *uniform machines*, meaning that the speed of a processor does not depend on the task that it executes. It is easy to extend the linear program for unrelated parallel machines, introducing  $w_i^n$  to denote the time taken by  $P_i$  to process a unit load of type  $n$ . Also, all processors

and loads are assumed to be available from the beginning. In our linear program, we have introduced availability dates for processors. The same way, we could have introduced release dates for loads. Furthermore, instead of minimizing the makespan, we could have targeted any other objective function which is an affine combination of the loads completion time and of the problem characteristics, like the average completion time, the maximum or average (weighted) flow, etc.

The formulation of the problem does not allow any piece of the  $n'$ th load to be processed before the  $n$ th load is completely processed, if  $n' > n$ . We can easily extend our solution to allow for  $N$  rounds of the  $N$  loads, each load being still divided into several installments. This would allow to interleave the processing of the different loads.

The divisible load model is linear, which causes major problems for multi-installment approaches. Indeed, once we have a way to find an optimal solution when the number of installments per load is given, the question is: what is the optimal number of installments? Under a linear model for communications and computations, the optimal number of installments is infinite, as the following theorem states:

**Theorem 1.** *Let us consider, under a linear cost model for communications and computations, an instance of our problem with one or more load and at least two processors. Then, any schedule using a finite number of installments is suboptimal for makespan minimization.*

This theorem is proved by building, from any schedule, another schedule with a strictly smaller makespan. The proof is available in Appendix B.

An infinite number of installments obviously does not define a feasible solution. Moreover, in practice, when the number of installments becomes too large, the model is inaccurate, as acknowledged in [2, p. 224 and 276]. Any communication incurs a startup cost  $K$ , which we express in bytes. Consider the  $n$ th load, whose communication volume is  $V_{comm}(n)$ : it is split into  $Q_n$  installments, and each installment requires  $m-1$  communications. The ratio between the actual and estimated communication costs is roughly equal to  $\rho = \frac{(m-1)Q_n K + V_{comm}(n)}{V_{comm}(n)} > 1$ . Since  $K$ ,  $m$ , and  $V_{comm}$  are known values, we can choose  $Q_n$  such that  $\rho$  is kept relatively small, and so such that the model remains valid for the target application. Another, and more accurate solution, would be to introduce latencies in the model, as in [1]. This latter article shows how to design asymptotically optimal multi-installment strategies for star networks. A similar approach should be used for linear networks.

## 6 Conclusion

We have shown that a linear programming approach allows to solve all instances of the scheduling problem addressed in [8, 9]. In contrast, the original approach was providing a solution only for particular problem instances. Moreover, the linear programming approach returns an optimal solution for any number of installments, while the original approach was empirically limited to very special strategies, and was often sub-optimal.

Intuitively, the solution of [9] is worse than the schedule of Section 3.1 because it aims at locally optimizing the makespan for the first load, and then optimizing the makespan for

the second one, and so on, instead of directly searching for a global optimum. We did not find beautiful closed-form expressions defining optimal solutions but, through the power of linear programming, we were able to find an optimal schedule for any instance.

## A Analytical computations for the illustrative example

In this appendix, we prove the results stated in Sections 3.2 and 3.3. In order to simplify equations, we write  $\alpha$  instead of  $\gamma_2^1(1)$  (i.e.,  $\alpha$  is the fraction of the first load sent from the first processor to the second one), and  $\beta$  instead of  $\gamma_2^2(1)$  (similarly,  $\beta$  is the fraction of the second load sent to the second processor).

In this research note we used simpler notations than the ones used in [9]. However, as we want to explicit the solutions proposed by [9] for our example, we need to use the original notations to enable the reader to double-check our statements. The necessary notations from [9] are recalled in Table 2.

$T_{cp}^n$	Time taken by the standard processor ( $w = 1$ ) to compute the load $L_n$ .
$T_{cm}^n$	Time taken by the standard link ( $z = 1$ ) to communicate the load $L_n$ .
$L_n$	Size of the $n$ th load, where $1 \leq n \leq N$ .
$L_{k,n}$	Portion of the load $L_n$ assigned to the $k$ th installment for processing.
$\alpha_{n,i}^{(k)}$	The fraction of the total load $L_{k,n}$ to $P_i$ , where $0 \leq \alpha_{n,i}^{(k)} \leq 1$ , $\forall i = 1, \dots, m$ and $\sum_{i=1}^m \alpha_{n,i}^{(k)} = 1$ .
$t_{k,n}$	The time instant at which is initiated the first communication for the $k$ th installment of load $L_n$ ( $L_{k,n}$ ).
$C_{k,n}$	The total communication time of the $k$ th installment of load $L_n$ when $L_{k,n} = 1$ ; $C_{k,n} = \frac{T_{cm}^n}{L_n} \sum_{p=1}^{m-1} z_p \left(1 - \sum_{j=1}^p \alpha_{n,j}^{(k)}\right)$ .
$E_{k,n}$	The total processing time of $P_m$ for the $k$ th installment of load $L_n$ when $L_{k,n} = 1$ ; $E_{k,n} = \alpha_{n,m}^{(k)} w_m T_{cp}^n \frac{1}{L_n}$ .
$T(k, n)$	The <i>finish time</i> of the $k$ th installment of load $L_n$ ; it is defined as the time instant at which the processing of the $k$ th installment of load $L_n$ ends.
$T(n)$	The <i>finish time</i> of the load $L_n$ ; it is defined as the time instant at which the processing of the $n$ th load ends, i.e., $T(n) = T(Q_n)$ where $Q_n$ is the total number of installments required to finish processing load $L_n$ . $T(N)$ is the finish time of the entire set of loads resident in $P_1$ .

Table 2: Summary of the notations of [9] used in this paper.

In the solution of [9], both  $P_1$  and  $P_2$  have to finish the first load at the same time, and the same holds true for the second load. The transmission for the first load will take  $\alpha$  time units, and the one for the second load  $\beta$  time units. Since  $P_1$  (respectively  $P_2$ ) will process the first load during  $\lambda(1 - \alpha)$  (respectively  $\lambda\alpha$ ) time units and the second load during

$\lambda(1 - \beta)$  (respectively  $\lambda\beta$ ) time units, we can write the following equations:

$$\begin{aligned}\lambda(1 - \alpha) &= \alpha + \lambda\alpha \\ \lambda(1 - \alpha) + \lambda(1 - \beta) &= (\alpha + \max(\beta, \lambda\alpha)) + \lambda\beta\end{aligned}\tag{14}$$

There are two cases to discuss:

1.  $\max(\beta, \lambda\alpha) = \lambda\alpha$ . We are in the one-installment case when  $L_2 C_{1,2} \leq T(1) - t_{1,2}$ , i.e.,  $\beta \leq \lambda(1 - \alpha) - \alpha$  (equation (5) in [9], where  $L_2 = 1$ ,  $C_{1,2} = \beta$ ,  $T(1) = \lambda(1 - \alpha)$  and  $t_{1,2} = \alpha$ ). The values of  $\alpha$  and  $\beta$  are given by:

$$\alpha = \frac{\lambda}{2\lambda + 1} \quad \text{and} \quad \beta = \frac{1}{2}$$

This case is true for  $\lambda\alpha \geq \beta$ , i.e.,  $\frac{\lambda^2}{2\lambda+1} \geq \frac{1}{2} \Leftrightarrow \lambda \geq \frac{1+\sqrt{3}}{2} \approx 1.366$ .

In this case, the makespan is equal to:

$$\text{makespan}_2 = \lambda(1 - \alpha) + \lambda(1 - \beta) = \frac{\lambda(4\lambda + 3)}{2(2\lambda + 1)}.$$

Comparing both makespans, we have:

$$\text{makespan}_2 - \text{makespan}_1 = \frac{\lambda(2\lambda^2 - 2\lambda - 1)}{8\lambda^3 + 12\lambda^2 + 8\lambda + 2}.$$

For all  $\lambda \geq \frac{\sqrt{3}+1}{2} \approx 1.366$ , our solution is better than their one, since:

$$\frac{1}{4} \geq \text{makespan}_2 - \text{makespan}_1 \geq 0$$

Furthermore, the solution of [9] is strictly suboptimal for any  $\lambda > \frac{\sqrt{3}+1}{2}$ .

2.  $\max(\beta, \lambda\alpha) = \beta$ . In this case,  $P_1$  does not have enough time to completely send the second load to  $P_2$  before the end of the computation of the first load on both processors. The way to proceed in [9] is to send the second load using a multi-installment strategy. By using 14, we can compute the value of  $\alpha$ :

$$\alpha = \frac{\lambda}{2\lambda + 1}.$$

Then we have  $T(1) = (1 - \alpha)\lambda = \frac{\lambda+1}{2\lambda+1}\lambda$  and  $t_{1,2} = \alpha = \frac{\lambda}{2\lambda+1}$ , i.e., the communication for the second request begins as soon as possible.

We know from equation (1) of [9] that  $\alpha_{2,1}^k = \alpha_{2,2}^k$ , and by definition of the  $\alpha$ 's,  $\alpha_{2,1}^k + \alpha_{2,2}^k = 1$ , so we have  $\alpha_{2,i}^k = \frac{1}{2}$ . We also have  $C_{1,2} = 1 - \alpha_{2,1}^k = \frac{1}{2}$ ,  $E_{1,2} = \frac{\lambda}{2}$ ,  $Y_{1,2}^{(1)} = 0$ ,  $X_{1,2}^{(1)} = \frac{1}{2}$ ,  $H = H(1) = \frac{X_{1,2}^{(1)} C_{1,2}}{C_{1,2}} = \frac{1}{2}$ ,  $B = C_{1,2} + E_{1,2} - H = \frac{\lambda}{2}$ .



We will denote by  $\beta_1, \dots, \beta_n$  the sizes of the different installments processed on each processor (then we have  $L_{k,2} = 2\beta_k$ ).

Since the second processor is not left idle, and since the size of the first installment is such that the communication ends when  $P_2$  completes the computation of the first load, we have  $\beta_1 = T(1) - t_{1,2} = \lambda\alpha$  (see equation (27) in [9], in which we have  $C_{1,2} = \frac{1}{2}$ ).

By the same way, we have  $\beta_2 = \lambda\beta_1$ ,  $\beta_3 = \lambda\beta_2$ , and so on (see equation (38) in [9], we recall that  $B = \frac{\lambda}{2}$ , and  $C_{1,2} = \frac{1}{2}$ ):

$$\beta_k = \lambda^k \alpha$$

Each processor computes the same fraction of the second load. If we have  $Q$  installments, the total processed portion of the second load is upper bounded as follows:

$$\sum_{k=1}^Q (2\beta_k) \leq 2 \sum_{k=1}^Q (\alpha \lambda^k) = 2 \frac{\lambda}{2\lambda + 1} \lambda \frac{\lambda^Q - 1}{\lambda - 1} = \frac{2(\lambda^Q - 1)\lambda^2}{2\lambda^2 - \lambda - 1}$$

if  $\lambda \neq 1$ , and  $Q = 2$  otherwise.

$$\sum_{k=1}^Q (2\beta_k) \leq \frac{2\lambda^2 Q}{2\lambda + 1}.$$

We have four sub-cases to discuss:

- (a)  $0 < \lambda < \frac{\sqrt{17}+1}{8} \approx 0.64$ : Since  $\lambda < 1$ , we can write for any nonnegative integer  $Q$ :

$$\sum_{k=1}^Q (2\beta_k) < \sum_{k=1}^{\infty} (2\beta_k) = \frac{2\lambda^2}{(1-\lambda)(2\lambda+1)}$$

We have  $\frac{2\lambda^2}{(1-\lambda)(2\lambda+1)} < 1$  for all  $\lambda < \frac{\sqrt{17}+1}{8}$ . So, even in the case of an infinite number of installments, the second load will not be completely processed. In other words, no solution is found in [9] for this case.

- (b)  $\lambda = \frac{\sqrt{17}+1}{8}$ : We have  $\frac{2\lambda^2}{(1-\lambda)(2\lambda+1)} = 1$ , so an infinite number of installments is required to completely process the second load. Again, this solution is obviously not feasible.
- (c)  $\frac{\sqrt{17}+1}{8} < \lambda < \frac{\sqrt{3}+1}{2}$  and  $\lambda \neq 1$ : In this case, the solution of [9] is better than any solution using a single installment per load, but it may require a very large number of installments.

Now, let us compute the number of installments. We know that the  $i$ th installment is equal to  $\beta_i = \lambda^i \gamma_2^1(1)$ , excepting the last one, which can be smaller than

$\lambda^Q \gamma_2^1(1)$ . So, instead of writing  $\sum_{i=1}^Q 2\beta_i = \left(\sum_{i=1}^{Q-1} 2\lambda^i \gamma_2^1(1)\right) + 2\beta_Q = 1$ , we write:

$$\sum_{i=1}^Q 2\lambda^i \gamma_2^1(1) \geq 1 \Leftrightarrow \frac{2\lambda^2(\lambda^Q - 1)}{(\lambda - 1)(2\lambda + 1)} \geq 1 \Leftrightarrow \frac{2\lambda^{Q+2}}{(\lambda - 1)(2\lambda + 1)} \geq \frac{2\lambda^2}{(\lambda - 1)(2\lambda + 1)} + 1.$$

If  $\lambda$  is strictly smaller than 1, we obtain:

$$\begin{aligned} \frac{2\lambda^{Q+2}}{(\lambda-1)(2\lambda+1)} &\geq \frac{2\lambda^2}{(\lambda-1)(2\lambda+1)} + 1 &\Leftrightarrow 2\lambda^{Q+2} &\leq 4\lambda^2 - \lambda - 1 \\ \Leftrightarrow \ln(\lambda^Q) &\leq \ln\left(\frac{4\lambda^2 - \lambda - 1}{2\lambda^2}\right) &\Leftrightarrow Q \ln(\lambda) &\leq \ln\left(\frac{4\lambda^2 - \lambda - 1}{2\lambda^2}\right) \\ \Leftrightarrow & & Q &\geq \frac{\ln\left(\frac{4\lambda^2 - \lambda - 1}{2\lambda^2}\right)}{\ln(\lambda)} \end{aligned}$$

We thus obtain:

$$Q = \left\lceil \frac{\ln\left(\frac{4\lambda^2 - \lambda - 1}{2\lambda^2}\right)}{\ln(\lambda)} \right\rceil.$$

When  $\lambda$  is strictly greater than 1 we obtain the exact same result (then  $\lambda - 1$  and  $\ln(\lambda)$  are both positive).

(d)  $\lambda = 1$ . In this case,

$$\sum_{i=1}^Q 2\lambda^i \gamma_2^1(1) \geq 1$$

simply leads to  $Q = 2$ .

## B Proof of Theorem 1

*Proof.* We first remark that in any optimal solution to our problem all processors work and complete their share simultaneously. To prove this statement, we consider a schedule where one processor completes its share strictly before the makespan (this processor may not be doing any work at all). Then, under this schedule there exists two neighbor processors,  $P_i$  and  $P_{i+1}$ , such that one finishes at the makespan, denoted  $\mathcal{M}$ , and one strictly earlier. We have two cases to consider:

1. There exists a processor  $P_i$  which finishes strictly before the makespan  $\mathcal{M}$  and such that the processor  $P_{i+1}$  completes its share exactly at time  $\mathcal{M}$ .  $P_{i+1}$  receives all the data it processes from  $P_i$ . We consider any installment  $j$  of any load  $L_n$  that is effectively processed by  $P_{i+1}$  (that is,  $P_{i+1}$  processes a non null portion of the  $j$ th installment of load  $L_n$ ). We modify the schedule as follows:  $P_i$  enlarges by an amount  $\epsilon$ , and  $P_{i+1}$  decreases by an amount  $\epsilon$ , the portion of the  $j$ th installment of the load  $L_n$  it processes. Then, the completion time of  $P_i$  is increased, and that of

$P_{i+1}$  is decreased, by an amount proportional to  $\epsilon$  as our cost model is linear. If  $\epsilon$  is small enough, both processors complete their work strictly before  $\mathcal{M}$ . With our modification of the schedule, the size of a single communication was modified, and this size was decreased. Therefore, this modification did not enlarge the completion time of any processor except  $P_i$ . Therefore, the number of processors whose completion time is equal to  $\mathcal{M}$  is decreased by at least one by our schedule modification.

2. No processor which completes its share strictly before time  $\mathcal{M}$  is followed by a processor finishing at time  $\mathcal{M}$ . Therefore, there exists an index  $i$  such that the processors  $P_1$  through  $P_i$  all complete their share exactly at  $\mathcal{M}$ , and the processors  $P_{i+1}$  through  $P_m$  complete their share strictly earlier. Then, let the last data to be effectively processed by  $P_i$  be a portion of the  $j$ th installment of the load  $L_n$ . Then  $P_i$  decreases by a size  $\epsilon$ , and  $P_{i+1}$  increases by a size  $\epsilon$ , the portion of the  $j$ th installment of load  $L_n$  that it processes. Then the completion time of  $P_i$  is decreased by an amount proportional to  $\epsilon$  and the completion time of the processors  $P_{i+1}$  through  $P_m$  is increased by an amount proportional to  $\epsilon$ . Therefore, if  $\epsilon$  is small enough, the processors  $P_i$  through  $P_m$  complete their work strictly before  $\mathcal{M}$ .

In both cases, after we modified the schedule, there is at least one more processor which completes its work strictly before time  $\mathcal{M}$ , and no processor is completing its share after that time. If no processor is any longer completing its share at time  $\mathcal{M}$ , we have obtained a schedule with a better makespan. Otherwise, we just iterate our process. As the number of processors is finite, we will eventually end up with a schedule whose makespan is strictly smaller than  $\mathcal{M}$ . Hence, in an optimal schedule all processors complete their work simultaneously (and thus all processors work).

We now prove the theorem itself by contradiction. Let  $\mathcal{S}$  be any optimal schedule using a finite number of installments. As processors  $P_2$  through  $P_m$  initially hold no data, they stay temporarily idle during the schedule execution, waiting to receive some data to be able to process them. Let us consider processor  $P_2$ . As the idleness of  $P_2$  is only temporary (all processors are working in an optimal solution), this processor is only idle because it is lacking data to process and it is waiting for some. Therefore, the last moment at which  $P_2$  stays temporarily idle under  $\mathcal{S}$  is the moment it finished to receive some data, namely the  $j$ th installment of load  $L_n$  sent to him by processor  $P_1$ .

As previously,  $Q_k$  is the number of installments of the load  $L_k$  under  $\mathcal{S}$ . Then from the schedule  $\mathcal{S}$  we build a schedule  $\mathcal{S}'$  by dividing in two identical halves the  $j$ th installment of load  $L_n$ . Formally:

- All loads except  $L_n$  have the exact same installments under  $\mathcal{S}'$  than under  $\mathcal{S}$ .
- The load  $L_n$  has  $(1 + Q_n)$  installments under  $\mathcal{S}'$ , defined as follows.
- The first  $(j-1)$  installments of  $L_n$  under  $\mathcal{S}'$  are identical to the first  $(j-1)$  installments of this load under  $\mathcal{S}$ .
- The  $j$ th and  $(j+1)$ th installment of  $L_n$  under  $\mathcal{S}'$  are identical to the  $j$ th installment of  $L_n$  under  $\mathcal{S}$ , except that all sizes are halved.

- The last  $(Q_n - j)$  installments of  $L_n$  under  $\mathcal{S}'$  are identical to the last  $(Q_n - j)$  installments of this load under  $\mathcal{S}$ .

We must first remark that no completion time is increased by the transformation from  $\mathcal{S}$  to  $\mathcal{S}'$ . Therefore the makespan of  $\mathcal{S}'$  is no greater than the makespan of  $\mathcal{S}$ . We denote by  $Comm_{1,n,j}^{start}$  (respectively  $Comm_{1,n,j}^{end}$ ) the time at which processor  $P_1$  starts (resp. finishes) sending to processor  $P_2$  the  $j$ th installment of load  $L_n$  under  $\mathcal{S}$ . We denote by  $Comp_{2,n,j}^{start}$  (respectively  $Comp_{2,n,j}^{end}$ ) the time at which processor  $P_2$  starts (resp. finishes) computing the  $j$ th installment of load  $L_n$  under  $\mathcal{S}$ . We use similar notations, with an added prime, for schedule  $\mathcal{S}'$ . One can then easily derive the following properties:

$$Comm'_{1,n,j}{}^{start} = Comm_{1,n,j}{}^{start}. \quad (15)$$

$$Comm'_{1,n,j+1}{}^{start} = Comm'_{1,n,j}{}^{end} = \frac{Comm_{1,n,j}{}^{start} + Comm_{1,n,j}{}^{end}}{2}. \quad (16)$$

$$Comm'_{1,n,j+1}{}^{end} = Comm_{1,n,j}{}^{end}. \quad (17)$$

$$Comp'_{2,n,j}{}^{start} = Comm'_{1,n,j}{}^{end}. \quad (18)$$

$$Comp'_{2,n,j}{}^{end} = Comm'_{1,n,j}{}^{end} + \frac{Comp_{2,n,j}{}^{end} - Comp_{2,n,j}{}^{start}}{2}. \quad (19)$$

$$Comp'_{2,n,j+1}{}^{start} = \max\{Comp'_{2,n,j}{}^{end}, Comm'_{1,n,j+1}{}^{end}\}. \quad (20)$$

$$Comp'_{2,n,j}{}^{end} = Comp'_{2,n,j+1}{}^{start} + \frac{Comp_{2,n,j}{}^{end} - Comp_{2,n,j}{}^{start}}{2}. \quad (21)$$

Using equations 16, 17, 19, 20, and 21 we then establish that:

$$Comp'_{2,n,j}{}^{end} = \max \left\{ \frac{Comm_{1,n,j}{}^{start} + Comm_{1,n,j}{}^{end}}{2} + Comp_{2,n,j}{}^{end} - Comp_{2,n,j}{}^{start}, \right. \\ \left. Comm_{1,n,j}{}^{end} + \frac{Comp_{2,n,j}{}^{end} - Comp_{2,n,j}{}^{start}}{2} \right\}.$$

Therefore, under schedule  $\mathcal{S}'$  processor  $P_2$  completes strictly earlier than under  $\mathcal{S}$  the computation of what was the  $j$  installment of load  $L_n$  under  $\mathcal{S}$ . If  $P_2$  is no more idle after the time  $Comp'_{2,n,j}{}^{end}$ , then it completes its overall work strictly earlier under  $\mathcal{S}'$  than under  $\mathcal{S}$ . On the other hand,  $P_1$  completes its work at the same time. Then, using the fact that in an optimal solution all processors finish simultaneously, we conclude that  $\mathcal{S}'$  is not optimal.

As we have already remarked that its makespan is no greater than the makespan of  $\mathcal{S}$ , we end up with the contradiction that  $\mathcal{S}$  is not optimal. Therefore,  $P_2$  must be idled at some time after the time  $Comp'_{2,m,j}{}^{end}$ . Then we apply to  $\mathcal{S}'$  the transformation we applied to  $\mathcal{S}$  as many times as needed to obtain a contradiction. This process is bounded as the number of communications that processor  $P_2$  receives after the time it is idled for the last time is strictly decreasing when we transform the schedule  $\mathcal{S}$  into the schedule  $\mathcal{S}'$ .  $\square$

## References

- [1] Olivier Beaumont, Henri Casanova, Arnaud Legrand, Yves Robert, and Yang Yang. Scheduling divisible loads on star and tree networks: results and open problems. *IEEE Trans. Parallel Distributed Systems*, 16(3):207–218, 2005.
- [2] V. Bharadwaj, D. Ghose, V. Mani, and T.G. Robertazzi. *Scheduling Divisible Loads in Parallel and Distributed Systems*. IEEE Computer Society Press, 1996.
- [3] B. W. Char, K. O. Geddes, G. H. Gonnet, M. B. Monagan, and S. M. Watt. *Maple Reference Manual*, 1988.
- [4] D. Ghose and T.G. Robertazzi, editors. *Special issue on Divisible Load Scheduling*. Cluster Computing, 6, 1, 2003.
- [5] GLPK: GNU Linear Programming Kit. <http://www.gnu.org/software/glpk/>.
- [6] N. Karmarkar. A new polynomial-time algorithm for linear programming. In *Proceedings of the 16th ACM symposium on Theory of Computing (STOC'84)*, pages 302–311. ACM Press, 1984.
- [7] T.G. Robertazzi. Ten reasons to use divisible load theory. *IEEE Computer*, 36(5):63–68, 2003.
- [8] Han Min Wong and Bharadwaj Veeravalli. Scheduling divisible loads on heterogeneous linear daisy chain networks with arbitrary processor release times. *IEEE Trans. Parallel Distributed Systems*, 15(3):273–288, 2004.
- [9] Han Min Wong, Bharadwaj Veeravalli, and Gerassimos Barlas. Design and performance evaluation of load distribution strategies for multiple divisible loads on heterogeneous linear daisy chain networks. *J. Parallel Distributed Computing*, 65(12):1558–1577, 2005.



---

Unité de recherche INRIA Rhône-Alpes  
655, avenue de l'Europe - 38334 Montbonnot Saint-Ismier (France)

Unité de recherche INRIA Futurs : Parc Club Orsay Université - ZAC des Vignes  
4, rue Jacques Monod - 91893 ORSAY Cedex (France)

Unité de recherche INRIA Lorraine : LORIA, Technopôle de Nancy-Brabois - Campus scientifique  
615, rue du Jardin Botanique - BP 101 - 54602 Villers-lès-Nancy Cedex (France)

Unité de recherche INRIA Rennes : IRISA, Campus universitaire de Beaulieu - 35042 Rennes Cedex (France)

Unité de recherche INRIA Rocquencourt : Domaine de Voluceau - Rocquencourt - BP 105 - 78153 Le Chesnay Cedex (France)

Unité de recherche INRIA Sophia Antipolis : 2004, route des Lucioles - BP 93 - 06902 Sophia Antipolis Cedex (France)

---

Éditeur  
INRIA - Domaine de Voluceau - Rocquencourt, BP 105 - 78153 Le Chesnay Cedex (France)

<http://www.inria.fr>

ISSN 0249-6399