



HAL
open science

Segmentation of Discrete Curves into Fuzzy Segments

Isabelle Debled-Rennesson, Jean-Luc Rémy, Jocelyne Rouyer-Degli

► **To cite this version:**

Isabelle Debled-Rennesson, Jean-Luc Rémy, Jocelyne Rouyer-Degli. Segmentation of Discrete Curves into Fuzzy Segments. 9th International Workshop on Combinatorial Image Analysis - IWCI2003, May 2003, Palermo, Italy, 12 p. inria-00107709

HAL Id: inria-00107709

<https://inria.hal.science/inria-00107709>

Submitted on 19 Oct 2006

HAL is a multi-disciplinary open access archive for the deposit and dissemination of scientific research documents, whether they are published or not. The documents may come from teaching and research institutions in France or abroad, or from public or private research centers.

L'archive ouverte pluridisciplinaire **HAL**, est destinée au dépôt et à la diffusion de documents scientifiques de niveau recherche, publiés ou non, émanant des établissements d'enseignement et de recherche français ou étrangers, des laboratoires publics ou privés.

Segmentation of Discrete Curves into Fuzzy Segments

Isabelle Debled-Rennesson ^{*,1}, Jean-Luc Rémy ²,
Jocelyne Rouyer-Degli ³

LORIA

*(Laboratoire Lorrain de Recherche en Informatique et ses Applications)
Campus Scientifique, B.P. 239, F54506 Vandœuvre-lès-Nancy*

Abstract

A new concept, fuzzy segments, is introduced which allows for flexible segmentation of discrete curves, so taking into account some noise in them. Relying on an arithmetic approach of discrete straight lines [6], it generalizes them, admitting that some points are missing. Thus, a larger class of objects is considered. A very efficient detection algorithm for fuzzy segments and its application to curve segmentation are presented.

Keywords: Segmentation, Fuzzy Segment, Discrete Straight Line

1 Introduction

Numerous techniques for the segmentation of planar discrete curves have been proposed for the last thirty years (such as [2,7,9]). Some of them are based on the principle of the polygonal approximation where the curve is split into a sequence of straight line segments. Several authors [5,3] proposed linear algorithms for the segmentation into exact discrete straight lines, based on precise mathematical definitions of discrete straight lines.

However, in order to fulfil the needs for an approached segmentation of discrete curves, taking into account noises due to data processing operations, such as skeletisation in the case of image data, we present in this paper a

* Corresponding author.

Email address: {debled,remy,rouyer}@loria.fr.

¹ Institut Universitaire de Formation des Maîtres de Lorraine

² Centre National de la Recherche Scientifique

³ Université Henri Poincaré, Nancy 1

new notion, the fuzzy segments, which relies on an arithmetical definition of discrete straight lines [6] where thickness may be parameterized. A fuzzy segment is an 8-connected sequence of points which belong to a discrete straight line with a given thickness. A parameter, the order of a fuzzy segment, permits to control the amplitude of the authorized noise by fixing the thickness of the straight line bounding the fuzzy segment. Adding a point to a fuzzy segment is translated into the calculation of the slope and thickness of a new bounding straight line. It corresponds to very easy calculations. It leads to an incremental and very efficient algorithm for the splitting of a discrete curve into fuzzy segments with fixed order.

In Section 2, after recalling definitions and basic properties of discrete straight lines, we define the related notion of fuzzy segment and bounding straight line. Then, in Section 3, a fundamental theorem on the growing of a fuzzy segment is proved. It leads to the incremental algorithm for the recognition of a fuzzy segment with a fixed order detailed in Section 4. At last, the algorithm for the segmentation of a curve into fuzzy segments with fixed order is presented and illustrated by a few examples.

2 Definitions and first properties

2.1 Discrete lines

In this section, we briefly recall some results of [6] and [3] that we shall need.

Definition 1 A **discrete line**[6], named $\mathcal{D}(a, b, \mu, \omega)$, is the set of integer points (x, y) verifying the inequalities $\mu \leq ax - by < \mu + \omega$ where a, b, μ, ω are integers. $\frac{a}{b}$ with $b \neq 0$ and $\gcd(a, b) = 1$ is the slope of the discrete line, μ is named lower bound and ω arithmetical thickness.

Among the discrete lines we shall distinguish, according to their topology [6] :

- the **naive lines** which are 8-connected and for which the thickness ω verifies $\omega = \max(|a|, |b|)$,
- the ***-connected lines** for which the thickness ω verifies $\max(|a|, |b|) < \omega < |a| + |b|$,
- the discrete lines said **standard** where $\omega = |a| + |b|$, this thickness is the smallest one for which the discrete line is 4-connected,
- the **thick lines** where $\omega > |a| + |b|$, they are 4-connected.

Definition 2 Real straight lines $ax - by = \mu$ et $ax - by = \mu + \omega - 1$ are named the **leaning lines** of the discrete line $\mathcal{D}(a, b, \mu, \omega)$. An integer point of these lines is named **a leaning point**.

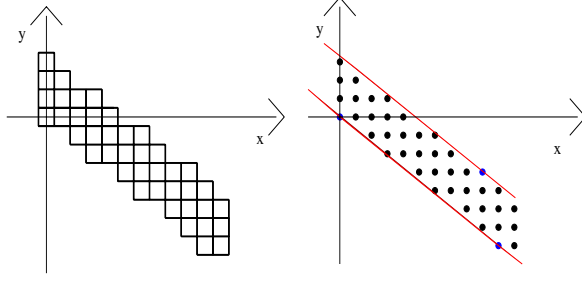


Fig. 1. On the left hand side a representation by pixels (each integer point is represented by a square centered at the point) of a segment of the thick line $\mathcal{D}(7, -10, 0, 34)$ whose equation is $0 \leq 7x + 10y < 34$, for $x \in [0, 10]$, on the right hand side the points of this line are represented by disks to get a better visualisation of the leaning lines.

The leaning line located above (resp. under) \mathcal{D} in the first quadrant ($0 \leq a$ and $0 \leq b$) respects the following equation $ax - by = \mu$ (resp. $ax - by = \mu + \omega - 1$), it is named **upper leaning line** (resp. **lower leaning line**) of \mathcal{D} , noted d_U (resp. d_L).

Definition 3 Let $M(x_M, y_M)$ be an integer point, the **remainder at the point M as a function of $\mathcal{D}(a, b, \mu, \omega)$** , noted $r(M)$, is defined by $\mathbf{r}(M) = \mathbf{a}x_M - \mathbf{b}y_M$.

To simplify the writing, we shall suppose hereafter that **the slope coefficients verify** $0 \leq a \leq b$ which corresponds to the first octant.

Proposition 4 Let $\mathcal{D}(a, b, \mu, \omega)$ be a discrete straight line. For each relative integer k , it exactly exists one point P_k whose coordinates (x_{P_k}, y_{P_k}) satisfy both conditions: $r(P_k) = k$ and $0 \leq x_{P_k} \leq b - 1$.

Proof Existence: As a and b are relatively prime between them, according to Bezout's theorem, it exists x, y such that $ax - by = 1$. Therefore, the integers kx (noted x') and ky (noted y') satisfy: $ax' - by' = k$. Let x'' be the remainder of the Euclidian division of x' by b . By definition, x'' satisfies the inequalities $0 \leq x'' \leq b - 1$ and there is an integer q such that $x' - x''$ is equal to qb . Let $y'' = y' - aq$. The point P , with coordinates (x'', y'') , satisfies the required conditions.

Uniqueness: Let $P' = (x', y')$ and $P'' = (x'', y'')$ be two points satisfying the required conditions. Let us prove that $P' = P''$ or, equivalently, that $x' = x''$. Let $x = x' - x''$ and $y = y' - y''$. By hypothesis, x satisfies $-b < x < b$. Moreover, by subtraction, $ax - by = 0$. So b divides ax and, as a and b are relatively prime between them, b divides x and therefore, necessarily, $x = 0$.

Definition 5 An integer point M is **k -exterior** to \mathcal{D} if $r(M) = \mu - k$ or $r(M) = \mu + \omega + k - 1$ with k being a strictly positive integer. If $k > 1$, this point is named **strongly exterior** to \mathcal{D} and if $k = 1$, it is named **weakly**

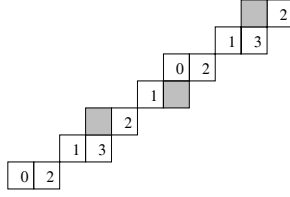


Fig. 2. In white, a fuzzy segment whose order is $\frac{4}{3}$, in gray the pixels which do not belong to the segment but which are contained in the bounding line $\mathcal{D}(2, 3, 0, 4)$, the value $2x - 3y$ is indicated on the pixels of the fuzzy segment.

exterior to \mathcal{D} .

Proposition 6 [6] *The vertical (resp. horizontal) steps of $\mathcal{D}(a, b, \mu, \omega)$ are the segments obtained by intersecting \mathcal{D} and the vertical line whose equation is $x = k$ (resp. horizontal one whose equation is $y = k$), where k is integer.*

The lengths of the vertical steps are the consecutive integer values $\lfloor \frac{\omega}{b} \rfloor$ and $\lfloor \frac{\omega}{b} \rfloor + 1$ if b does not divide ω and the integer $\frac{\omega}{b}$ if b divides ω .

As well, the lengths of the horizontal steps are the consecutive integer values $\lfloor \frac{\omega}{a} \rfloor$ and $\lfloor \frac{\omega}{a} \rfloor + 1$ if a does not divide ω and the integer $\frac{\omega}{a}$ if a divides ω .

The value $\frac{\omega}{b}$ will allow us to define the notion of fuzzy segment introduced in the next paragraph.

2.2 The fuzzy segments

Definition 7 *A set $\mathcal{S}f$ of consecutive points ($|\mathcal{S}f| \geq 2$) of an 8-connected curve is a **fuzzy segment whose order is d** if and only if there is a discrete line $\mathcal{D}(a, b, \mu, \omega)$ such that all points of $\mathcal{S}f$ belong to \mathcal{D} and $\frac{\omega}{\max(|a|, |b|)} \leq d$. The line \mathcal{D} is said **bounding** for $\mathcal{S}f$.*

The order of a fuzzy segment allows to limit the thickness of the discrete line framing the 8-connected sequence of points of the fuzzy segment and, so doing, to control the length of vertical steps of the bounding line. In order to be reasonably close to the points of the fuzzy segment, we introduce more restrictive conditions to the discrete line with the notion of strictly bounding line as defined hereafter.

Definition 8 *Let $\mathcal{S}f$ be a fuzzy segment whose order is d , and whose the abscissa interval is $[0, l - 1]$, $\mathcal{D}(a, b, \mu, \omega)$ a bounding line of $\mathcal{S}f$, \mathcal{D} is named **strictly bounding** for $\mathcal{S}f$ if:*

- \mathcal{D} possesses at least three leaning points in the interval $[0, l - 1]$,
- $\mathcal{S}f$ contains at least one lower leaning point and one upper leaning point of \mathcal{D} .

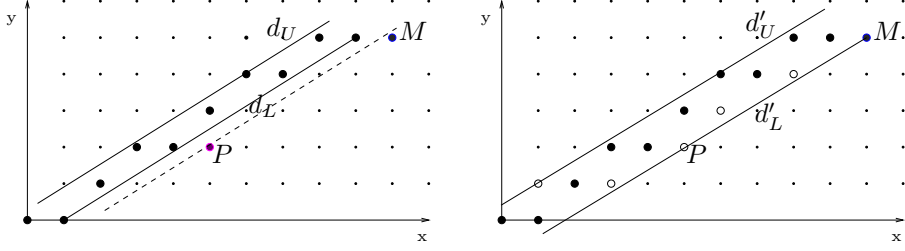


Fig. 3. On the left hand side, a fuzzy segment $\mathcal{S}f$ whose order is 1, the line $\mathcal{D}(5, 8, -2, 8)$ is strictly bounding and we add the point $M(10, 5)$ to it, $r_{\mathcal{D}}(M) = 10$. P is the point from the interval $[0, 7]$ such that $r_{\mathcal{D}}(P) = 9$. On the right hand side, the line $\mathcal{D}'(3, 5, -2, 7)$ strictly bounding for $\mathcal{S}f \cup \{M\}$ whose slope is calculated from the vector PM , in black the points of $\mathcal{S}f \cup \{M\}$ and in white the points of \mathcal{D}' which do not belong to $\mathcal{S}f \cup \{M\}$.

3 Growth of a fuzzy segment

We present in this section a result which allows to control the growth of a fuzzy segment. The problem is as follows: let $\mathcal{S}f$ be a fuzzy segment whose order is d , whose interval on the x axis is $[0, l - 1]$, and let $\mathcal{D}(a, b, \mu, \omega)$ be a strictly bounding line for $\mathcal{S}f$. The point M , connected to $\mathcal{S}f$, whose abscissa x_M is equal to l or $l - 1$, is added to $\mathcal{S}f$. Is the line $\mathcal{D}(a, b, \mu, \omega)$ strictly bounding for $\mathcal{S}f \cup M$ and if not, how can we determine a strictly bounding line? A solution is given by the theorem hereafter whose principle is the following. Two cases are possible:

- $M \in \mathcal{D}$, in that case \mathcal{D} is strictly bounding for $\mathcal{S}f \cup M$,
- $M \notin \mathcal{D}$, let us suppose that $r(M) \geq \mu + \omega$ (symmetrical case if $r(M) < \mu$), M is then located under the lower leaning line of \mathcal{D} , the idea consists in thickening if necessary the line \mathcal{D} so that the lower leaning line is the line whose equation is $ax - by = r(M) - 1$, then to take as new slope the one obtained from the vector PM with P the point of this line whose abscissa verifies $x_P \in [0, b - 1]$, the thickness of this new line will be calculated from the last upper leaning point of \mathcal{D} present in $\mathcal{S}f$ (see illustrated figure 3).

The principle used here is different from the one of naive lines recognition [3], indeed, at each step, the slope of the bounding line may change but its thickness too. Moreover, all the points of the line in the considered interval do not necessarily belong to the fuzzy segment. When the added point M is 1-exterior to \mathcal{D} , the thickening step does not exist, the point of the first period to be considered for the calculation of the new slope is on the lower leaning line of \mathcal{D} .

Theorem 9 *Let us consider a fuzzy segment $\mathcal{S}f$ whose interval on the x axis is $[0, l - 1]$, $\mathcal{D}(a, b, \mu, \omega)$ a strictly bounding line. In this case the order of $\mathcal{S}f$ is $\frac{\omega}{b}$. Let $M(x_M, y_M)$ be an integer point connected to $\mathcal{S}f$ whose abscissa is*

equal to l or $l - 1$.

- (i) If $\mu \leq r(M) < \mu + \omega$, then $M \in \mathcal{D}$;
 $\mathcal{Sf} \cup M$ is a fuzzy segment whose order is $\frac{\omega}{b}$ with \mathcal{D} as strictly bounding line.
- (ii) If $r(M) \leq \mu - 1$, then M is exterior to \mathcal{D} ;
 $\mathcal{Sf} \cup M$ is a fuzzy segment whose order is $\frac{\omega'}{b}$ and the line $\mathcal{D}'(a', b', \mu', \omega')$ is strictly bounding, with
- b' and a' coordinates of the vector $P_{r(M)+1}M$, $P_{r(M)+1}$ being the point whose remainder is $r(M) + 1$ with regard to \mathcal{D} and $x_{P_{r(M)+1}} \in [0, b - 1]$,
 - $\mu' = a'x_M - b'y_M$
 - $\omega' = a'x_{L_L} - b'y_{L_L} - \mu' + 1$, with $L_L(x_{L_L}, y_{L_L})$ last lower leaning point of the line \mathcal{D} present in \mathcal{Sf} .
- (iii) If $r(M) \geq \mu + \omega$, then M is exterior to \mathcal{D} ;
 $\mathcal{Sf} \cup \{M\}$ is a fuzzy segment whose order is $\frac{\omega'}{b}$ and the line $\mathcal{D}'(a', b', \mu', \omega')$ is strictly bounding with
- b' and a' coordinates of the vector $P_{r(M)-1}M$, $P_{r(M)-1}$ being the point whose remainder is $r(M) - 1$ with regard to \mathcal{D} and $x_{P_{r(M)-1}} \in [0, b - 1]$,
 - $\mu' = a'x_{U_L} - b'y_{U_L}$ with $U_L(x_{U_L}, y_{U_L})$ last upper leaning point of the line \mathcal{D} present in \mathcal{Sf} ,
 - $\omega' = a'x_M - b'y_M - \mu' + 1$.

Remark: When $r(M) = \mu - 1$, the point M is weakly exterior to \mathcal{D} and the point $P_{r(M)+1}$ is the first upper leaning point of the line \mathcal{D} in the interval $[0, l - 1]$. As well, when $r(M) = \mu + \omega$, the point M is weakly exterior to \mathcal{D} and the point $P_{r(M)-1}$ is the first lower leaning point of the line \mathcal{D} in the interval $[0, l - 1]$.

Proof we shall only demonstrate point (iii) as point (i) is obvious and point (ii) symmetrical of case (iii).

The demonstration requires the result described hereafter (pp. 27 of [4]).

Lemma Let P be a point with integer coordinates, $u(b, a)$ and $u'(b', a')$ two vectors with integer coordinates. If $ab' - a'b = 1$, the interior of the parallelogram $PQRS$ where $PQ = u$ and $PS = u'$ contains no point with integer coordinates.

(a) Firstly let us prove that all points of $\mathcal{Sf} \cup \{M\}$ belong to \mathcal{D}' . For this, we only have to prove that all points of $\mathcal{Sf} \cup \{M\}$ are located between both leaning lines of \mathcal{D}' , i.e. between the line through M whose main vector is $P_{r(M)-1}M = (b', a')$ that we'll call d'_L and the line through U_L with the same main vector named d'_U .

By looking at the figure 4, we can see that two triangles must be studied more precisely, the one coming from the point U_L and the other coming from the point Q , intersection of d'_L with the lower leaning line of \mathcal{D} , named d_L .

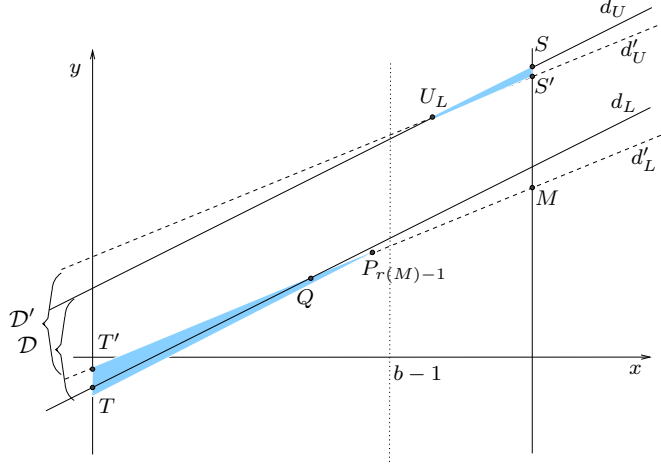


Fig. 4.

Let us consider the triangle U_LSS' , S being the point whose abscissa is x_M on the upper leaning line of \mathcal{D} (named d_U) and S' the point whose abscissa is x_M on the line d'_U which is the upper leaning line of \mathcal{D}' . We must verify that there is no point of $\mathcal{S}f$ contained inside the triangle U_LSS' other than those located on the line d'_U . There is no point of $\mathcal{S}f$ on the line d_U other than U_L because U_L is, by hypothesis, the last upper leaning point of \mathcal{D} .

Let us show that $ab' - a'b = 1$:

$$\begin{aligned} ab' - a'b &= a(x_M - x_{P_{r(M)-1}}) - (y_M - y_{P_{r(M)-1}})b \\ &= (ax_M - by_M) - (ax_{P_{r(M)-1}} - by_{P_{r(M)-1}}) \\ &= r(M) - (r(M) - 1) = 1. \end{aligned}$$

According to lemma, there is no point whose coordinates are integer inside the parallelogram whose origin is U_L generated by both vectors u and u' . The abscissa of the vertex of this parallelogram which does not belong to d_U and d'_U is $x_{U_L} + b + b'$. However we have, by definition of b' , $b' = x_M - x_{P_{r(M)-1}} > x_M - b$, and therefore $x_{U_L} + b + b' > x_M$. This vertex does not belong to the segment $\mathcal{S}f$. It is a fortiori true for the vertices, which do not belong to the lines d_U and d'_U , of the parallelograms deduced from the previous one by successive translations by vector u or u' , possibly necessary to cover the triangle U_LSS' . For the points of $\mathcal{S}f$ which are close to the origin, it is clear that in the case where the abscissa of Q is negative, the points of $\mathcal{S}f$ are above d_L as they belong to \mathcal{D} , and therefore above d'_L . In the other case, we consider the triangle QTT' where T and T' are the points intersection of the axis Oy with d_L and d'_L . This triangle is contained inside the triangle delimited by the line d'_L , the axis Oy and the parallel to d_L through $P_{r(M)-1}$ (in gray on the figure 4). As we did for the triangle U_LSS' , we can cover this triangle by the parallelogram whose origin is $P_{r(M)-1}$ generated by both vectors $-u$ and $-u'$ and one or several parallelograms obtained by successive translations by vector $-u'$. The points of $\mathcal{S}f$ are necessarily some vertices of these parallelograms. Those ones which belong to d'_L also belong to \mathcal{D}' . The other ones have a negative abscissa

because $x_{P_{r(M)-1}}$ is less than b .

(b) Let us show that \mathcal{D}' is strictly bounding for $\mathcal{S}f \cup \{M\}$. By construction \mathcal{D}' has in $\mathcal{S}f \cup \{M\}$ a lower leaning point, the point M , and an upper leaning point, the point U_L . The third leaning point is the point $P_{r(M)-1}$ which does not necessarily belong to $\mathcal{S}f \cup \{M\}$. \square

This theorem will allow us to determine an incremental algorithm for the recognition of a given fuzzy segment and to deduce an algorithm for the segmentation of 8-connected curves into fuzzy segments. These algorithms are presented in the next section.

4 A segmentation algorithm of 8-connected curves into fuzzy segments

4.1 Incremental recognition of a fuzzy segment whose order is d in the first octant

Let d be a real, the algorithm given hereafter analyses an 8-connected sequence E of pixels located in the first octant and determines if E is a fuzzy segment whose order is d . Moreover, in that case, the characteristics a , b , μ and ω of a strictly bounding line are calculated.

Each point M of E is analyzed and added to the current segment by the procedure `addPointSf` which possibly changes the characteristics a , b , μ and ω of a strictly bounding line of this segment according to the theorem of the previous section. The operations necessary to make the characteristics evolve are not very costly (memorizing the last scanned leaning points, additions, subtractions between coordinates in $O(1)$). Only seeking the point located in the first period with remainder $r(M) - 1$ or $r(M) + 1$, according to each case, requires more operations. This search is based on Euclide's algorithm applied to the integers a and b .

At each step, the value $\frac{\omega}{b}$ is evaluated and if it is greater than d , the recognition stops. E is not a fuzzy segment whose we may calculate the strictly bounding line according to the theorem given in the previous section.

Fuzzy Segment Recognition Algorithm

Input: E an 8-connected sequence of points, d the order authorized for the fuzzy segment

Output: a boolean value *isSegment*,

– false if E is not a fuzzy segment with order d

– true else, in this case a, b, μ and ω are the characteristics of the fuzzy segment

Initialisation: $a = 0$, $b = 1$, $\omega = b$, $\mu = 0$, *isSegment* = *true*, M = the first point of E

while E is not entirely scanned and *isSegment* **do**

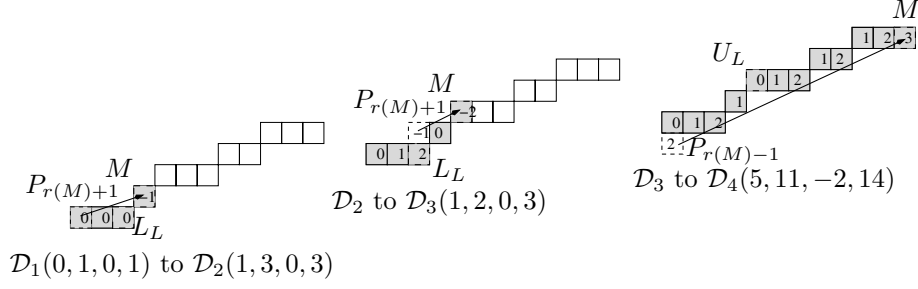


Fig. 5.

```

M = next point of E
addPointSf(a,b,μ,ω, M)
isSegment =  $\frac{\omega}{b} \leq d$ 
endwhile

```

An example of the algorithm processing is presented at Figure 5. The recognition of the fuzzy segment whose order is 1.5 and whose strictly bounding line is $\mathcal{D}(5, 11, -2, 14)$ required 3 steps during which the characteristics of a strictly bounding line have been calculated. On the figure, the pixels are weighted by the remainder value as a function of the strictly bounding line of the current segment.

4.2 An algorithm for splitting an 8-connected curve into fuzzy segments with order d

The theorem of Section 3 and the algorithm of the previous paragraph are used to split a curve \mathcal{C} into 8-connected fuzzy segments with a fixed order d . The curve \mathcal{C} is incrementally scanned, each point is watched. Let $\mathcal{S}f$ be the current fuzzy segment, the point M of \mathcal{C} is added to $\mathcal{S}f$, the characteristics of the strictly bounding line of $\mathcal{S}f \cup M$ are possibly calculated (according to the theorem of the previous section). According to the obtained ratio $\frac{\omega}{\max(|a|, |b|)}$, the current segment does or not include the point M .

- If $\frac{\omega}{\max(|a|, |b|)} > d$, M is not included in the current fuzzy segment $\mathcal{S}f$, this one ends at the point M_p of the curve \mathcal{C} located before the point M , the strictly bounding line of $\mathcal{S}f$ has the same characteristics as the ones obtained before the point M was added. A new fuzzy segment then starts, consisting of points M_p and M .
- If $\frac{\omega}{\max(|a|, |b|)} \leq d$, M is included into $\mathcal{S}f$, $\mathcal{S}f$ becomes $\mathcal{S}f \cup \{M\}$ and the characteristics of its strictly bounding line are the last calculated ones.

Any scanning of the curve must take into account the possible changings of octants, it is therefore mandatory to include in the algorithm the detection and the management of octant changings. Several solutions are possible, we chose to do all calculations in the first octant. For each added point M , we work

with its transformed point in the first octant after having checked that this point belongs to the octant of the current segment. In the algorithm hereafter given, the `testOctant` procedure tests the validity of the point M according to the octant of the current segment, and sets `isSameOctant` to the right value, possibly updates the number of the octant of the current segment and replaces M by its transformed point in the first octant.

The way the boolean value `isSameOctant` is updated in the procedure `testOctant` depends on the accepted directions of a segment in a given octant.

When the current segment has entirely been scanned, the obtained characteristics in the first octant are transformed, according to the original octant, by using compositions of symmetries of discrete lines [6].

Algorithm of splitting a curve into fuzzy segments

Input: \mathcal{C} an 8-connected sequence of points, d the order authorized for the fuzzy segments

Output: the list L of fuzzy segments, each of them being defined by its number of points `nbPoint` and the characteristics a, b, μ, ω of a strictly bounding line

Initialisation: $a = 0, b = 1, \mu = 0, \omega = b, nbPoint = 1, isSegment = true,$
 $end = false, isSameOctant = true, M =$ the first point of \mathcal{C}

```

while !end do
  while isSegment and isSameOctant and !end do
    // Loop of determination of a fuzzy segment
     $M_{last} = M$  ;
     $M =$  next point of  $\mathcal{C}$  ;
    testOctant( $M$ ) ;
     $a_{last} = a ; b_{last} = b ; \mu_{last} = \mu ; \omega_{last} = \omega$  ;
    if isSameOctant then
      addPointSf( $a, b, \mu, \omega, M$ ) ; //See 4.1
       $isSegment = \frac{\omega}{b} \leq d$  ;
      if isSegment then  $nbPoint ++$  ; endif
    endif
    end =  $\mathcal{C}$  is entirely scanned ;
  endwhile
  if !end or (end and !isSegment) or (end and !isSameOctant) then
    // We add a segment which does not integrate  $M$ 
    Add to  $L$  the fuzzy segment characterized by  $nbPoint$  and, according to the
    current octant, the transformed characteristics of  $a_{last}, b_{last}, \mu_{last}, \omega_{last}$ 
  endif
  if end and isSegment and isSameOctant then
    // We add the last segment which integrates  $M$ 
    Add to  $L$  the fuzzy segment characterized by  $nbPoint$  and, according to the
    current octant, the transformed characteristics of  $a, b, \mu, \omega$ 
  endif
  // Initialisations for the next segment
   $a = 0 ; b = 1 ; \mu = 0 ; \omega = b ; nbPoint = 1 ; M = M_{last} ; isSegment = true ;$ 
   $isSameOctant = true$ 
endwhile

```

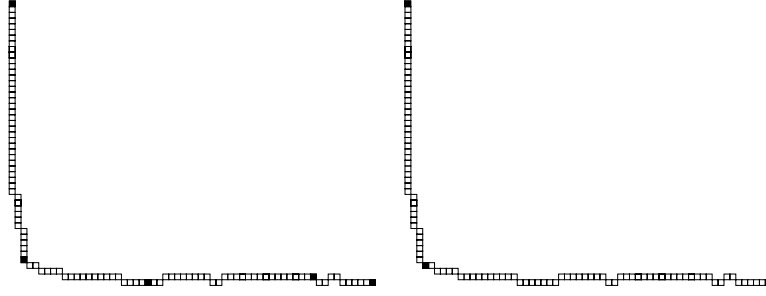


Fig. 6.

Remarks:

1. The first point of a new fuzzy segment is the last point of the previous fuzzy segment.
2. At the end of the curve scanning, if *isSegment* or *isSameOctant* is *false*, the characteristics of the last obtained fuzzy segment are added to the list but the last point of the curve is isolated, it does not belong to this segment. This step does not appear in the algorithm, the transformed characteristics of $nbPoint = 2$, $a = 0$, $b = 1$, $\mu = 0$ and $\omega = 1$ might be added to the list.

Example:

Let us consider the curve given in Figure 6, on the left hand side, we can see the segmentation of the curve with an order equal to 2, the obtained fuzzy segments have the following characteristics:

- First fuzzy segment located in the octant 6 with a length of 46 and with $\mathcal{D}(-33, 1, -26, 60)$ as strictly bounding line,
- Second fuzzy segment located in the octant 7 with a length of 22 and with $\mathcal{D}(4, -19, -29, 38)$ as strictly bounding line,
- Third fuzzy segment located in the octant 0 with a length of 29 and with $\mathcal{D}(1, 13, -10, 26)$ as strictly bounding line,
- Fourth fuzzy segment located in the octant 7 with a length of 11 and with $\mathcal{D}(1, -5, -4, 10)$ as strictly bounding line.

On the right hand side of the Figure 6, the curve segmentation is done with the order 3.5, there are only two fuzzy segments.

By using a variant of the algorithm, in some cases, the points whose remainders are $r(M) - 1$ or $r(M) + 1$ can be seeked beyond the first period, it allows to obtain a strictly bounding straight line which is closer to the points of the segment. In particular, in the above case, an horizontal segment can be detected and we obtain, from the order 2, three segments for the above curve, the first two ones are identical and the third fuzzy segment is located in the octant 0 with a length of 39 and with $\mathcal{D}(0, 1, -1, 2)$ as strictly bounding straight line.

5 Conclusion and perspectives

We have presented in this paper a new notion of discrete segment, named fuzzy segment, which enables the splitting of discrete curves in a less strict way than with the techniques proposed in [3], by taking into account possible noises. An efficient and not very costly segmentation algorithm was presented. Moreover, this notion opens new perspectives ; it might be used to define fuzzy tangent by extending the definition of discrete tangents given by A. Vialard [8]. The notion of discrete fuzzy arc might as well be deduced from the notion of fuzzy segment and from the work undertaken on the discrete arcs in [1].

Acknowledgments to Xavier Hilaire (QGAR project, LORIA) who asked us to segment a set of noisy curves by using a digital geometry approach.

References

- [1] D. Coeurjolly, L. Tougne, Y. Gérard and J.P Reveillès, An elementary algorithm for digital arc segmentation, in *Electronic Notes in Theoretical Computer Science*, vol. 46, 2001.
- [2] T.J. Davis, Fast decomposition of digital curves into polygons using the Haar transform, in *IEEE Transactions on Pattern Analysis and Machine Intelligence*, vol. 21, n. 8, august, 1999.
- [3] I. Debled-Rennesson and J.P. Reveillès, A linear algorithm for segmentation of digital curves, in *International Journal of Pattern Recognition and Artificial Intelligence*, vol. 9, pp. 635–662, december, 1995.
- [4] G.H. Hardy and E.M. Wright, An introduction to the theory of numbers, Oxford Press, 1989.
- [5] M. Lindenbaum and A. Bruckstein, On recursive, $O(n)$ partitioning of a digitized curve into digital straight segments, in *IEEE Transactions on Pattern Analysis and Machine Intelligence*, vol. 15, n. 9, september, 1993.
- [6] J.-P. Reveillès, Géométrie discrète, calculs en nombre entiers et algorithmique, Thèse d'état. Université Louis Pasteur, Strasbourg, 1991.
- [7] P.L. Rosin, Techniques for assessing polygonal approximations of curves, in *IEEE Transactions on Pattern Analysis and Machine Intelligence*, vol.19, n. 6, june, 1997.
- [8] A. Vialard, Geometrical parameters extraction from discrete path, in *6th International workshop DGCI*, Springer, 1996.
- [9] W. Wan and J.A. Ventura, Segmentation of planar curves into straight-line segments and elliptical arcs, in *Graphical models and image processing*, vol. 59, n. 6, pp. 484-494, november, 1997.