



**HAL**  
open science

## Least square method to solve Euler equations

F. Angrand

► **To cite this version:**

| F. Angrand. Least square method to solve Euler equations. RR-0359, INRIA. 1985. inria-00076197

**HAL Id: inria-00076197**

**<https://inria.hal.science/inria-00076197v1>**

Submitted on 24 May 2006

**HAL** is a multi-disciplinary open access archive for the deposit and dissemination of scientific research documents, whether they are published or not. The documents may come from teaching and research institutions in France or abroad, or from public or private research centers.

L'archive ouverte pluridisciplinaire **HAL**, est destinée au dépôt et à la diffusion de documents scientifiques de niveau recherche, publiés ou non, émanant des établissements d'enseignement et de recherche français ou étrangers, des laboratoires publics ou privés.

**IRIA**

**CENTRE DE ROCQUENCOURT**

Rapports de Recherche

N° 359

**LEAST SQUARE METHOD  
TO SOLVE EULER EQUATIONS**

**Françoise ANGRAND**

**Janvier 1985**

Institut National  
de Recherche  
en Informatique  
et en Automatique

Domaine de Voluceau  
Rocquencourt  
B.P. 105

78153 Le Chesnay Cedex  
France  
Tel (3) 954 90 20

## PLAN

### O. INTRODUCTION

### I. DEFINITION OF THE DISCRETE SYSTEM

- I.1. Governing equations
- I.2. Variational formulation
- I.3. Space discretization
- I.4. Boundary conditions
- I.5. Time discretization

### II. LEAST SQUARE FORMULATION AND PRECONDITIONERS.

- II.1. Least Square formulation
- II.2. Choice of the norm
  - II.2.1. Sobolev norm
  - II.2.2. Splitted first order linearization
  - II.2.3. Symmetrised first order linearization

### III. CONJUGATE GRADIENT METHOD

### IV. NUMERICAL RESULTS

### V. CONCLUSION

### VI. ENCLOSURES

- (A) Global gradient
- (B) Partial derivatives
- (C) Motivation for comparison II.2.2. with quasi-Newton scheme

## ABSTRACT

We consider two dimensional steady flows around profiles, of a compressible inviscid fluid governed by the Euler equations. Our purpose is to study robust unsteady solvers with no parameter to be adjusted. Here we solve several least square formulations of the Galerkin discrete system with conjugate gradient algorithm with different preconditioning operators. Some comparisons are made between those solvers.

## RESUME

On s'intéresse à des écoulements bidimensionnels stationnaires, autour de profils, modélisés par les équations d'Euler des fluides parfaits compressibles. L'objectif de ce travail c'est l'étude de solveurs instationnaires robustes sans paramètres à ajuster. Ici on resout des formulations moindres carrés du système de Galerkin discret, par un algorithme de gradient conjugué avec différents préconditionnements. On compare ces solveurs entre eux.

LEAST SQUARE METHOD TO SOLVE  
EULER EQUATIONS.

ANGRAND FRANCOISE

0. INTRODUCTION

The numerical solution of Euler equations have regained interest in the CFD community. Very efficient methods have been developed with FDM/FVM [1] to [13] and FEM solvers were also constructed [14] to [20]. More precisely for industrial use, mainly centered FDM, FVM and centered galerkin FEM were developed, including artificial viscosity terms. The role of these terms is easier to analyse when we consider the unsteady solution of a steady flow. Two purposes are to be distinguished :

- ① artificial viscosity is used for monotone like shock capturing
- ② artificial viscosity is used for convergence of the unsteady solution to the steady one.

In the litterature the second point proved to be crucial not only for usual explicit procedures, but also with multigrid and several implicit ones ; it may lead to costly parameter adjustment and also to some deterioration of the accuracy with respect to the one got with the first point alone.

In fact, it is the dream of many CFD people to construct methods with no parameter adjustment.

Many works have been motivated by the wish to get rid of the parameter with point ① (monotone schemes). Although point ② is somewhat better solved with respect to versability (external, internal flows...), convergence property generally does not give satisfaction. Our purpose is to study unsteady solvers when no parameter is adjusted for convergence purpose. However, in this paper, an artificial viscosity is still used, only for shock capturing (point ① ). The main technique of our no-parameter solver is the Least Square formulation of the Galerkin discrete system together with a non linear conjugate gradient algorithm with preconditioning [22]. Such techniques have been extensively used by the INRIA-AMDBA team for Navier-Stokes FEM models [23] and for a transonic full potential FEM solver [24]. The present paper is a first attempt to use these techniques with a purely hyperbolic system.

The key choice is then the choice of the preconditioning operator :

Ⓐ Poisson preconditioning : In the above studies some success was obtained with Poisson operators. Although the system to be solved is not elliptic, several time stepping schemes containing Poisson solvers exist [6] . So the first preconditioning presented is a Poisson operator.

Ⓑ First order preconditioning operator : Since the Euler system does not give symmetric Jacobian matrices, first order non symmetrical approximations of the Jacobian are also used for preconditioning. While in case Ⓐ the idea is to smooth the variations of the unknowns during the algorithm ; the case Ⓑ is analogous to a Newton-like approach.

As a last remark of this introduction we emphasize that we are not concerned here with the so-called Least Square Approximation. The discrete problem is derived from the classical Galerkin approach only. The solver uses the Least Square principle.

## I. DEFINITION OF THE DISCRETE SYSTEM

### I.1. Governing equations

The flow of a two dimensional inviscid, compressible fluid is governed by the Euler equations [21] :

$$(1.1) \quad \frac{\partial w}{\partial t} + \frac{\partial}{\partial x} F(w) + \frac{\partial}{\partial y} G(w) = 0$$

Where

$$w = \begin{cases} \rho \\ \rho u \\ \rho v \\ e \end{cases} \quad F(w) = \begin{cases} \rho u \\ \rho u^2 + p \\ \rho uv \\ (e+p)u \end{cases} \quad G(w) = \begin{cases} \rho v \\ \rho uv \\ \rho v^2 + p \\ (e+p)v \end{cases}$$

and with

$$P = 0.4 \left( e - \frac{1}{2} \rho(u^2 + v^2) \right)$$

$\rho$  is the density,  $p$  is the pressure,  $e$  is the total energy,  $u$  and  $v$  are the components of the velocity,  $t$  is the time.

### I.2 Variational formulation

We consider a domain  $\Omega$ , in which we want to solve (1.1). The conservative variational form of (1.1) is the following.

$$(1.2) \quad \left\{ \begin{array}{l} w(t) \in [H^1(\Omega)]^4 \\ \forall \varphi \in [H^1(\Omega)]^4 \end{array} \right. \int_{\Omega} \left\{ \frac{\partial w}{\partial t} \varphi - F(w) \frac{\partial \varphi}{\partial x} - G(w) \frac{\partial \varphi}{\partial y} \right\} dx dy = \\ - \int_{\partial \Omega} \varphi [F(w)n_x + G(w)n_y] d\sigma$$

$(n_x, n_y)$  is the normal vector exterior to the frontier  $\partial \Omega$  of  $\Omega$ .

### I.3 Space discretization

Given a triangulation  $\mathcal{T}_h$  of  $\Omega_h$ , polyhedric approximation of  $\Omega$ , and a Lagrangian finite element, we can define a finite dimensional space  $V_h$  included in  $[H^1(\Omega)]^4$  and approximating that space. Then the spatial semi-discretization of (1.2) is :

$$(1.3) \quad \left\{ \begin{array}{l} w_h(t) \in V_h \\ \forall \varphi \in V_h \end{array} \right. \int_{\Omega_h}^* \left\{ s_0 \frac{\partial w_h}{\partial t} s_0 \varphi - F(w_h) \frac{\partial \varphi}{\partial x} - G(w_h) \frac{\partial \varphi}{\partial y} \right\} dx dy = \\ - \int_{\partial \Omega_h}^* \varphi [F(w_h)n_x + G(w_h)n_y] d\sigma$$

The \* symbol denotes numerical integration and some boundary procedure.  $S_0$  is the mass lumping operator.

I.4. Boundary conditions

Boundary conditions are plugged via the boundary integral  $\int_{\partial\Omega_h}^*$  of (1.3) for wall and profile conditions as well as for the conditions at infinity. For the integrals at infinity values of  $w_h(t)$  are substituted at each integration point by a value obtained from a choice of infinity and interior quantities in accordance to table (I.1), which gives a discretization of the conditions.

quantities Boundary	entropy	enthalpy	Velocity direction	pressure
inflow	infinity	infinity	infinity	interior
outflow	interior	interior	interior	infinity

Table (I.1) Conditions at infinity

This discretization introduces no diffusion, no upwinding is used, neither extrapolation since with Lagrangian finite elements the dependant variables are defined along the boundaries.

I.5. Time discretization

Let  $\Delta t$  the time step. Between time  $n \Delta t$  and time  $(n+1) \Delta t$  we have the following relation

$$(1.4) \left\{ \begin{aligned} & (E(w_h^{n+1}), \varphi)^* = \int_{\Omega_h}^* (s_0 w_h^{n+1} - s_0 w_h^n) s_0 \varphi \, dx \, dy \\ & - \Delta t \int_{\Omega_h}^* [ F(w_h^{n+1}) \frac{\partial \varphi}{\partial x} + G(w_h^{n+1}) \frac{\partial \varphi}{\partial y} ] \, dx \, dy \\ & - \Delta t \int_{\partial\Omega_h}^* \varphi [ F(w_*^{n+1}) n_x + G(w_*^{n+1}) n_y ] \, d\sigma \\ & + \Delta t ((D(w_h^n), \varphi)) \end{aligned} \right.$$

$((D(w_h^*), \varphi))$  is an artificial viscosity term to have monotone like shock capturing. This term is calculate as an explicit one. Vector  $w_*^{n+1}$  is obtained from the values of  $w_h^{n+1}$  and the boundary conditions, using the Table (I.1) rules.



## II. LEAST SQUARE FORMULATION AND PRECONDITIONERS

### II.1 Least Square formulations

From (1.4),  $(E(w_h^{n+1}), \varphi)^*$  has to be a small term, since it is a time approximation of (1.3). Moreover, we want to minimize  $E(w^{n+1})$  for a norm which we have to define, for each time step, so we will solve the time approximation of (1.3). So we have, for each time step, an optimal control problem. We want to find for each integer  $n$ ,  $w^n$  which satisfies

$$(2.1) \quad \min_{z \in V_h} \{J(z) = \|E(z)\|, (E(z), \varphi)^* = \text{RHS (1.4)}\}$$

$J(z)$  is the cost function,  $(E(z), \varphi)^* = \text{RHS (1.4)}$  is the state equation,  $(\varphi, \psi)^*$  is an integration formula in  $[L^2(\Omega_h)]$ ,  $\| \cdot \|$  is a norm.

### II.2 Choice of the norm

#### II.2.1 Sobolev norm

We use an idea from the implicit version of the Lax Wendroff scheme, see [17]. It's a  $H^1$  norm.

$$J(w) = \frac{1}{2} \{ (s_0 E(w), s_0 E(w)) + \lambda (\nabla E(w), \nabla E(w)) \}$$

$(\cdot, \cdot)$  is the scalar product in  $[L^2(\Omega_h)]^4$

For the integration formula  $(\cdot)^*$  of the state equation, we use the scalar product associated with the norm  $J(w)$ .

This formulation has two main interests. First, the equations of the Euler system are uncoupled, secondly the introduced operator is an elementary one. We use Neumann conditions at the boundary, so we have a limitative condition for the CFL number.

#### II.2.2 Splitted first order linearization

The one dimensional Euler equations of gas dynamics in conservation form is written as  $\frac{\partial w}{\partial t} + \frac{\partial}{\partial x} F(w) = 0$ .

The flux vector  $F$  is an homogeneous function of degree one

$$F(\alpha w) = \alpha F(w) \quad \forall \alpha \in \mathbb{R}, w \in \mathbb{R}^3$$

As a consequence we have

$$F(w) = F'(w) w \quad \forall w \in \mathbb{R}^3$$

The Jacobian matrix  $A = F'(w)$  is diagonalisable and can be put in the form

$$\begin{aligned} A(w) &= T(w) \Lambda(w) T^{-1}(w) \\ A(w) &= T(w) \Lambda^+(w) T^{-1}(w) + T(w) \Lambda^-(w) T^{-1}(w) \\ A(w) &= A^+(w) + A^-(w) \\ \Lambda(w) &\text{ is a diagonal matrix} \\ \Lambda(w) &= (\lambda_j(w)) \\ \Lambda^+(w) &= (\max(0, \lambda_j(w))) \quad , \quad \Lambda^-(w) = (\min(0, \lambda_j(w))) \end{aligned}$$

A two dimensional generalization of this, [20], gives the matrix  $A = A^+ + A^-$ , where  $A^+$  and  $A^-$  are triangular matrices. It seems, to us, interesting to use the operator  $\mathcal{B} = I + \Delta t$  to compare our results with Stoufflet's Newton implicit approach. We have to define  $J$  and  $(\cdot)^*$ .

$$(2.1) \quad J(w) = \frac{1}{2} (E(w), E(w))$$

$$(2.2) \quad (E(w), \varphi)^* = (\mathcal{B} E(w), \varphi)$$

### II.2.3 Symmetrised first order linearization

In II.2.2 the norm is only the  $[L^2(\Omega_h)]^4$  norm. We want to have a norm which looks like more the Jacobian matrix of the system. So we define

$$J(w) = \frac{1}{2} (\mathcal{B} E(w), \mathcal{B} E(w))$$

$$(E(w), \varphi)^* = ({}^t \mathcal{B} \mathcal{B} E(w), \varphi)$$

$(\cdot)^*$  corresponds to the associated scalar product of the norm  $J$

### III. CONJUGATE GRADIENT METHOD

To solve the optimal control problem, at each step, we use gradient method. So we have to calculate the gradient, see the enclosure. To accelerate the gradient method, we use Polak-Ribière's [25] conjugate gradient algorithm. The used norm is the norm defined by the cost function. We note  $((\cdot, \cdot))$  the associated scalar product and  $\frac{\partial J}{\partial w} \cdot \varphi$  the bilinear form between  $H^1$  and its dual space.

#### Algorithm III.1

$$\textcircled{1} \quad \begin{aligned} T &= n \Delta t \\ \text{let } z_0 &= w^n \end{aligned}$$

we compute the  $g_0$  direction, which satisfies

$$((g_0, \varphi)) = \frac{\partial J}{\partial w} (z_0) \cdot \varphi \quad \forall \varphi$$

$$\text{let } \zeta_0 = g_0$$

②  $z_p, g_p, \zeta_p$  are known

We minimize  $J(w)$  in the  $g_p$  direction.

We compute  $\mu$  such that

$$J(z_p - \mu \zeta_p) \leq J(z_p - k \zeta_p) \quad \forall k$$

We get  $z_{p+1} = z_p - \mu \zeta_p$

We compute the new direction  $g_{p+1}$

$$\begin{aligned} ((g_{p+1}, \varphi)) &= \frac{\partial J}{\partial w}(z_{p+1}) \cdot \varphi \\ \gamma &= \frac{((g_{p+1}, g_{p+1} - g_p))}{((g_p, g_p))} \end{aligned}$$

$$\zeta^{p+1} = g_{p+1} + \gamma \zeta^p$$

if  $((g_{p+1}, g_{p+1}))$  is not small enough,  $p = p+1$  and we go to ②

if  $((g_{p+1}, g_{p+1}))$  is small enough,  $w^{n+1} = z_{p+1}$ ,  $n = n+1$  then we go to ①

#### IV. NUMERICAL RESULTS

The Sobolev norm has important good properties. Equations are uncoupled, the operator matrix is constructed only one time. There is no co-state equation (terminology of Optimal Control theory) equation to solve. The system resolution is quite fast. We notice only one main drawback. We have some restriction on the choice of CFL and  $\lambda$  (here CFL = 10,  $\lambda = 1$ ). This is due to the Neumann boundary conditions used for the operator. To solve II.2.2 and II.2.3 problems, we have first factorized the  $\mathcal{B}$  operator into two triangular matrices. We approximate with the product  $(I + \Delta t A^+) (I + \Delta t A^-)$ . So we can solve directly the systems  $(I + \Delta t A^+)$  and  $(I + \Delta t A^-)$  matrices couple equations, so memory core are requirements are more important than for Sobolev norm. We can't use great CFL number, because in the  $\mathcal{B}$  approximation we get the term  $\Delta t^2 A^+ A^-$  which is not neglectable when  $\Delta t$  is a great number.

So we use also an incomplete relaxation method to inverse the operator  $\mathcal{B}$ . We have the same drawback, CFL number can't be too great because the relaxation iterations number increases while the CFL does. The  $\mathcal{B}$  operator looks like the hyperbolic system to solve, so we could hope that it should be good preconditioner for our problem. But the number of iterations which are required by II.2.1 and II.2.2 norms are equivalent. As CPU time to inverse  $\mathcal{B}$  is much more important, we have no gain.

We expected to have a good comparison of the II.2.2 problem with a quasi-Newton method, see VI c. The argument was that, if RHS (1.4) is small,  $\frac{\partial}{\partial w}$  RHS (1.4)  $\cdot \mathcal{B}^{-1}$  looked like the identity operator. In fact, for the used coarse triangulation comparison of the matrices showed large differences. So it has been quite normal if Least Squares method does not work as a quasi Newton method.

Our numerical test is the computation of the steady-state for a channel transonic flow past a circular bump. We choose a test problem proposed at the GAMM workshop held in 1979 at Stockholm. The bump is a 4.2 % thick circular arc with length 1 and the canal is of height 2.073. Free stream values correspond to a Mach of .85. We have a coarse triangulation with only 264 triangles. Figure 4.1 presents the triangulation. Figure 4.2 corresponds to the isomach lines obtained by solver II.2.1

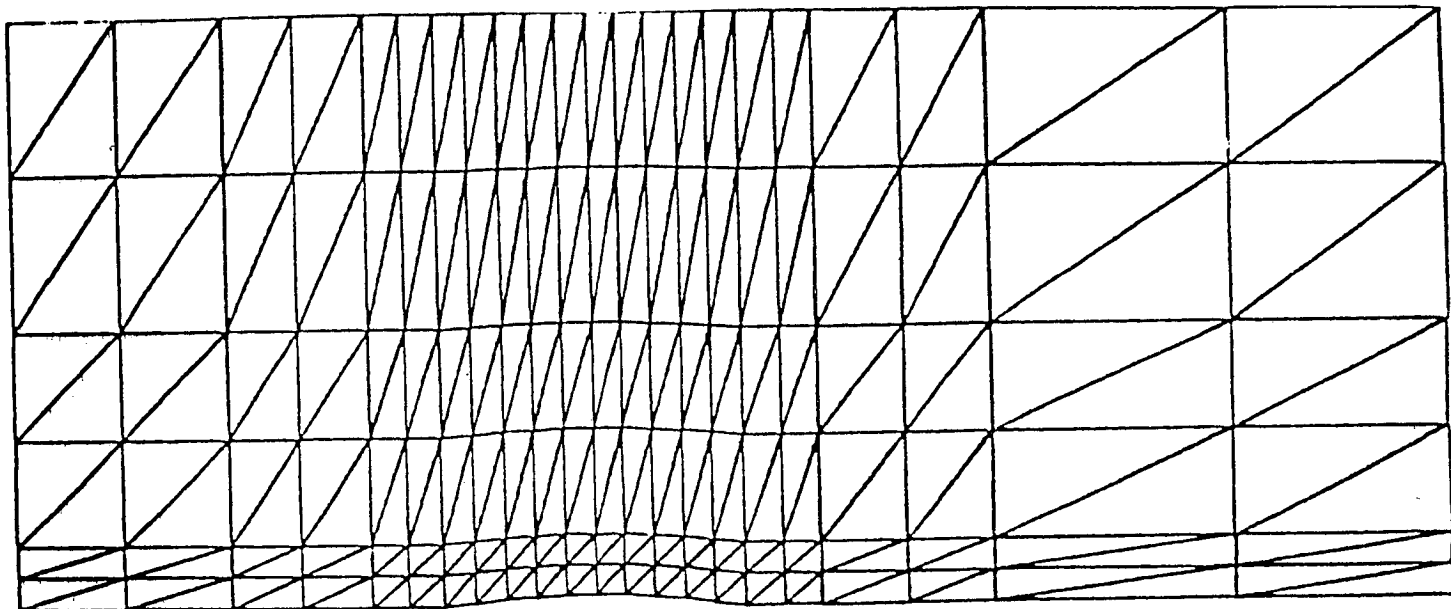


FIGURE 4.1 : Coarse triangulation around the GAMM Channel with circular bump

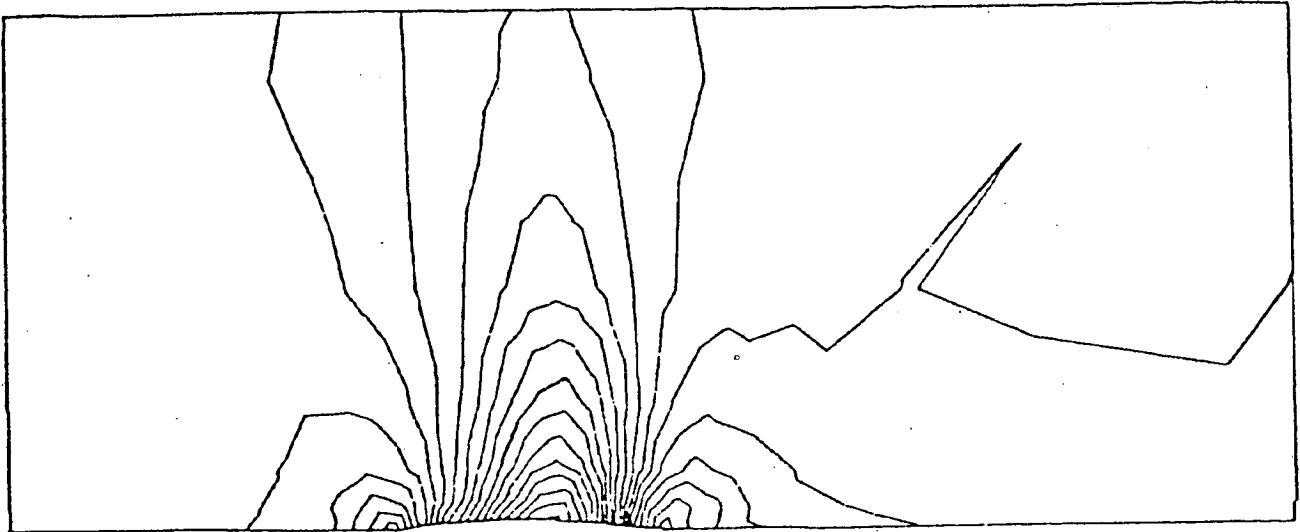


FIGURE 4.2 : Gamm channel with circular bump, isomach lines.  $M_\infty = .85$   
solver II.2.1

In figure 4.3 we compare the 3 solvers presented in this paper. We use the logarithm of the root mean square value of  $\frac{\partial \rho}{\partial t}$  as a measure of the residual. Computational costs are supported by the GCCVR, and CPU time is given in seconds on CRAY-1-S. We can see that the II.2.2 solver is more efficient than the two other solvers. We have also compared II.2.1 and II.2.2 solvers for the subsonic case, without viscosity. We have the same comparison than for transonic flow.

the explicit treatment of the viscosity is not responsible of the slow rate of convergence.

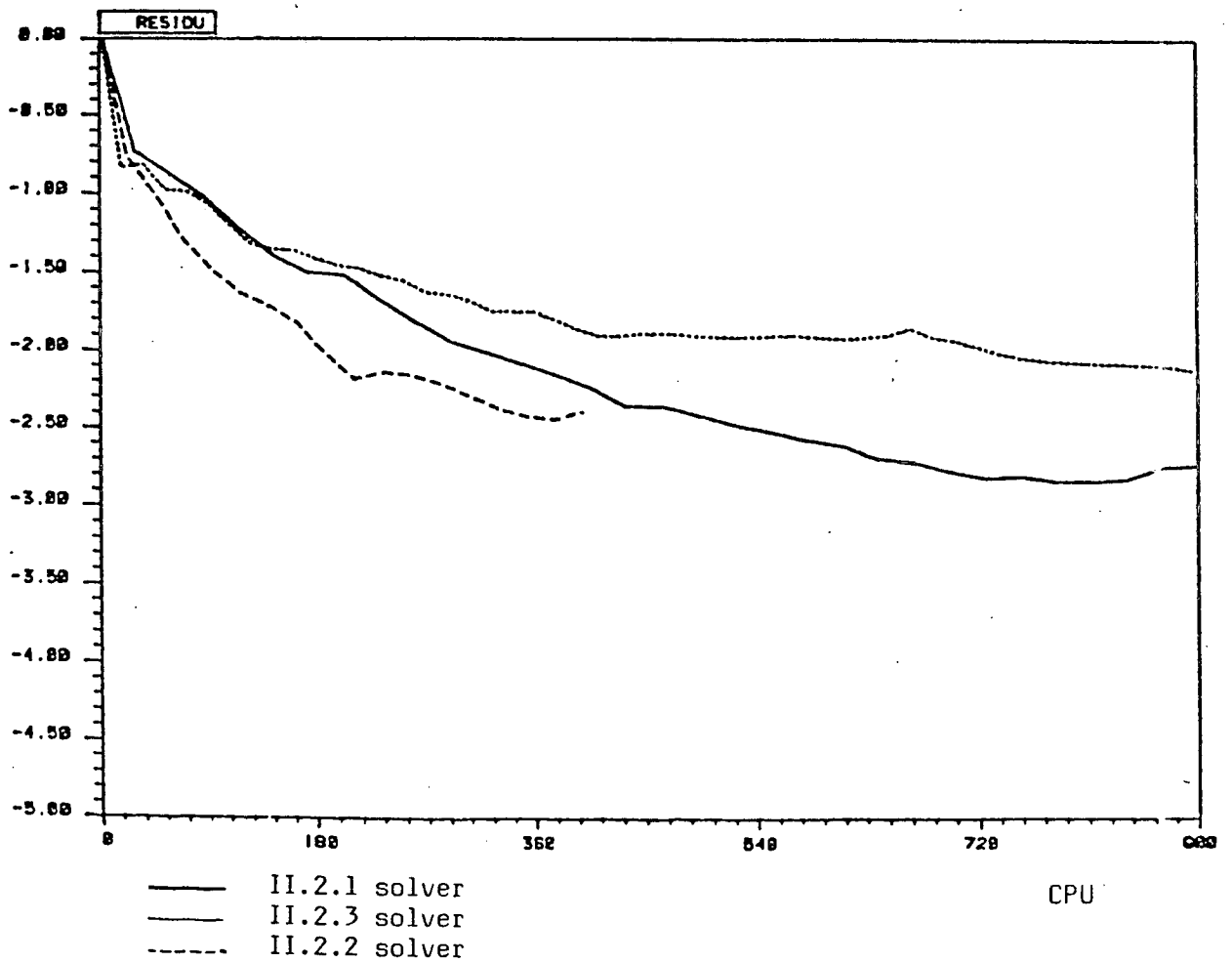
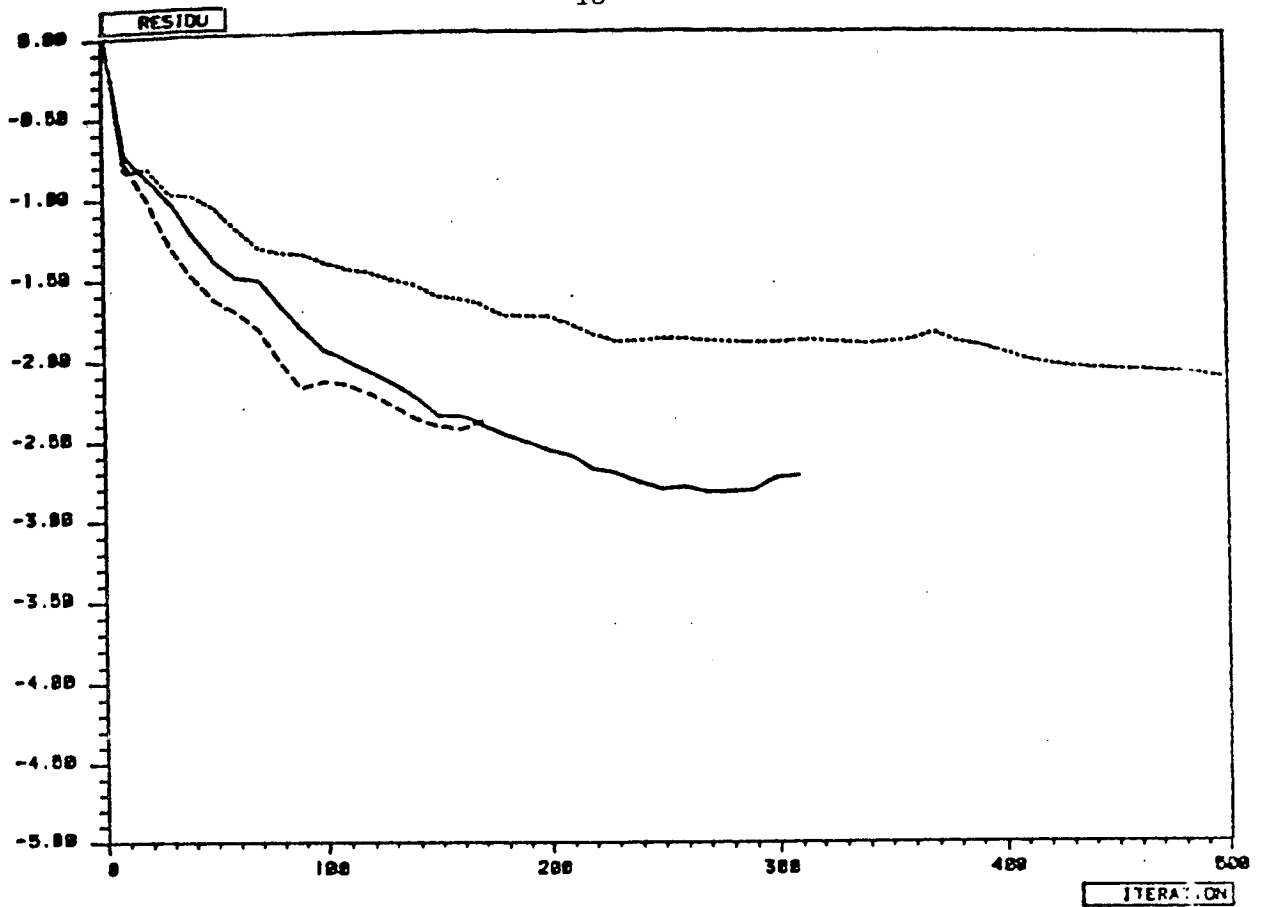
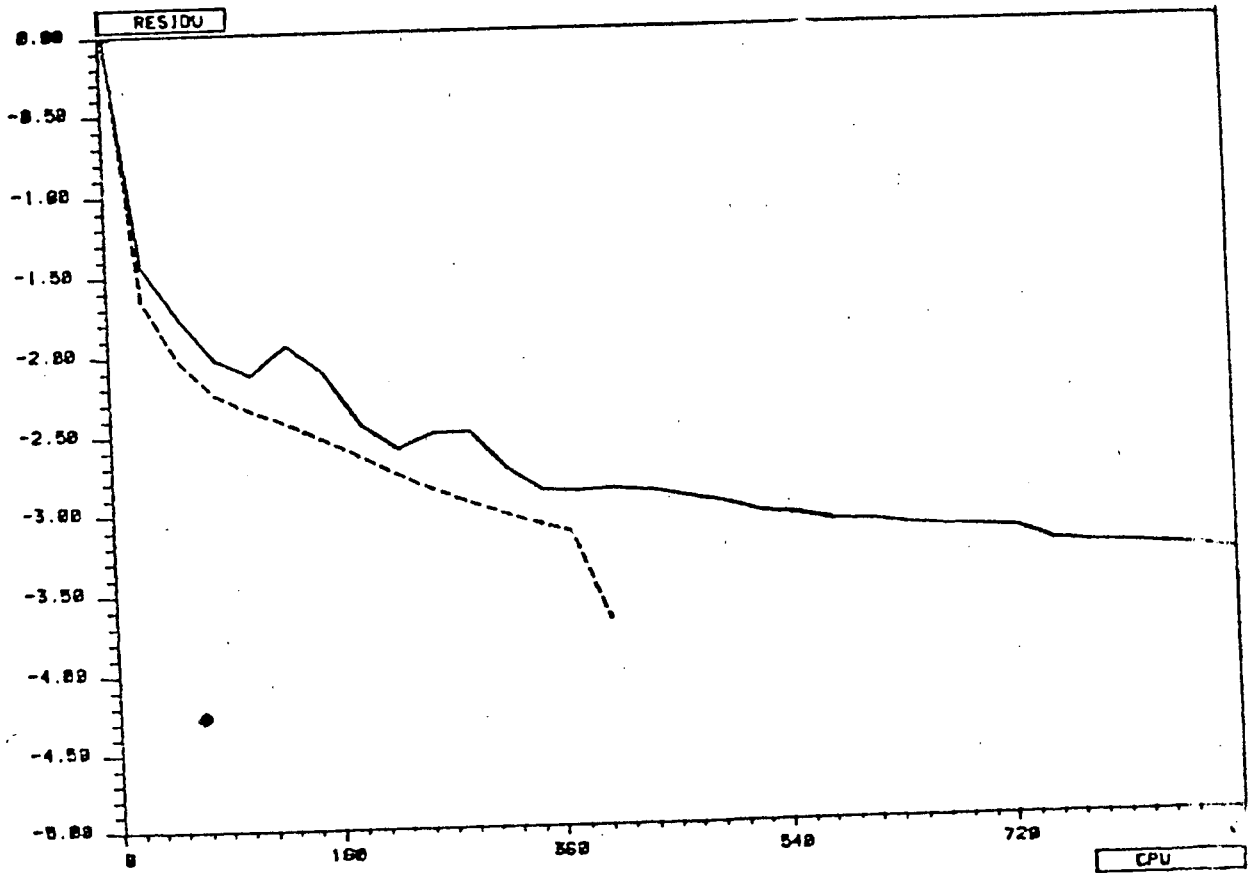
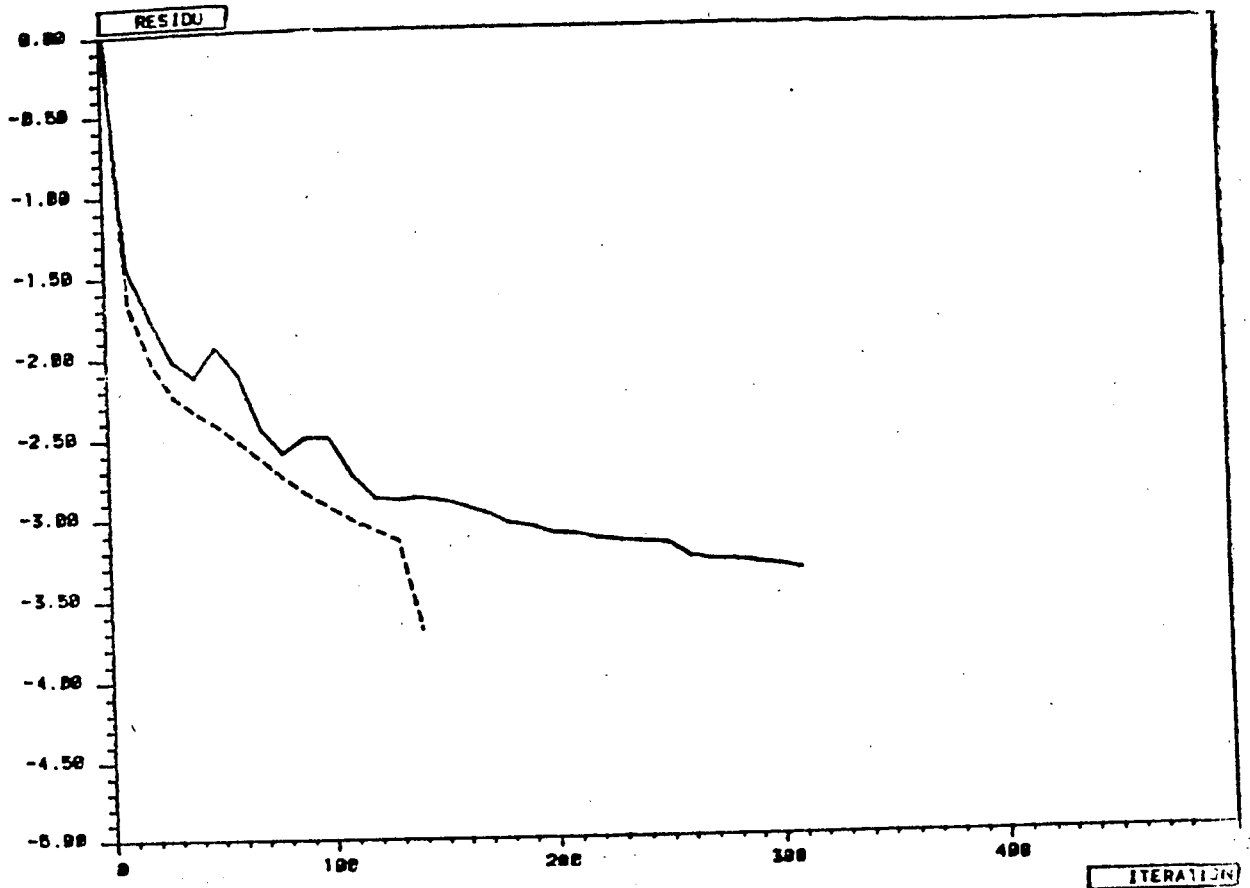


FIGURE 4.3 : Comparison of convergence curves,  $M_\infty = .85$



— II.2.1 solver  
- - - II.2.2 solver

FIGURE 4.4 : Comparison of convergence curves, subsonic case

## V. CONCLUSION

Several solvers have been constructed ; they are free of parameter at the convergence level. Solver (1) is more reliable and is cheaper. Solver (2) converges with less iterations, but each iteration is expensive. These methods converges even when artificial viscosity is not added (subsonic case).

However the efficiency problem is critical. The three presented methods are at least one order more expensive than classical methods as explicit time stepping! Since the desired extrema are reached, we deduce that the formulation with least squares is not responsible at the accuracy level (may be this formulation is ill conditioned) or the gradient algorithm also is not well adapted to stiff hyperbolic problems. This was also observed with the incompressible Navier-Stokes solver with very high Reynolds number, i.e when the hyperbolic part becomes strongly dominating. Then a next step in the study could be to look for a more efficient optimization algorithm.

It could be also efficient to use some better preconditioning : Instead of first order accurate approximations, we could use a second order centered one ; this approach may be interesting if the memory core requirement could be reduced, for example using domain decomposition [26] .



VI. ENCLOSURES

A Global gradient

- For the Sobolev norm we have

$$(1) \quad J(w) = \frac{1}{2} \left\{ \int_{\Omega_h} s_0 E(w) \cdot s_0 E(w) \, dx \, dy + \lambda \int_{\Omega_h} \nabla E(w) \cdot \nabla E(w) \, dx \, dy \right\}$$

$$(2) \quad \int_{\Omega_h} s_0 E(w) \cdot s_0 \varphi \, dx \, dy + \lambda \int_{\Omega_h} \nabla E(w) \cdot \nabla \varphi \, dx \, dy = \text{RHS} \quad (1.4)$$

So we derive (1)

$$(3) \quad \frac{\partial J}{\partial w} \cdot \delta w = \int_{\Omega_h} s_0 E(w) \cdot \left( s_0 \frac{\partial E}{\partial w} \cdot \delta w \right) \, dx \, dy + \lambda \int_{\Omega_h} \nabla E(w) \cdot \left( \nabla \frac{\partial E}{\partial w} \cdot \delta w \right) \, dx \, dy$$

we derive (2)

$$(4) \quad \int_{\Omega_h} s_0 \frac{\partial E}{\partial w} \cdot s_0 \varphi \, dx \, dy + \lambda \int_{\Omega_h} \left( \nabla \frac{\partial E}{\partial w} \cdot \delta w \right) \cdot \nabla \varphi \, dx \, dy =$$

$$\int_{\Omega_h} s_0 \delta w^{n+1} \cdot s_0 \varphi \, dx \, dy - \Delta t \int_{\Omega_h}^* \left\{ \frac{\partial E}{\partial w} \delta w \frac{\partial}{\partial x} \varphi + \frac{\partial G}{\partial w} \delta w \frac{\partial}{\partial y} \varphi \right\} \, dx \, dy$$

$$+ \Delta t \int_{\partial \Omega}^* \left\{ \frac{\partial F}{\partial w^*} \frac{\partial w^*}{\partial w} \delta w n_x + \frac{\partial G}{\partial w^*} \frac{\partial w^*}{\partial w} \delta w n_y \right\} \varphi \, d\sigma$$

The viscosity term is an explicit one, so we have no gradient to compute for it, this is why test with  $\chi = 0$  is interesting. (4) is available for each  $\varphi$ . So we choose  $\varphi = E(w)$  in (4). Then we obtain the complete computation of  $\frac{\partial J}{\partial w} \cdot \delta w$ . We can remark that no co-state is needed.

- For the splitted first order linearization we have

$$J(w) = \frac{1}{2} \int_{\Omega_h} E(w) \cdot E(w) \, dx \, dy$$

$$\int_{\Omega_h} \mathcal{B} E(w) \cdot \varphi \, dx \, dy = \text{RHS} \quad (1.4)$$

We consider the operator  $\mathcal{B}$  as an explicit one, we compute it at the time step before. So no derivation is required for this operator.

$$(5) \quad \frac{\partial J}{\partial w} \cdot \delta w = \int_{\Omega_h} E(w) \cdot \frac{\partial E}{\partial w} \delta w \, dx \, dy$$

From the state equation we have

$$\int_{\Omega_h} \left( \mathcal{B} \frac{\partial E}{\partial w} \cdot \delta w \right) \cdot \varphi \, dx \, dy = \text{RHS (4)} = \int_{\Omega_h} \left( \frac{\partial E}{\partial w} \cdot \delta w \right) \mathcal{B}^* \varphi \, dx \, dy$$

Define the co-state  $p$  as

$$\int_{\Omega_h} \mathcal{B}^* p \cdot \varphi \, dx \, dy = \int_{\Omega_h} E(w) \cdot \varphi \, dx \, dy$$

$\mathcal{B}^*$  is the adjoint operator of  $\mathcal{B}$ .

Using the result of the adjoint equation in (5) we get the gradient. Contrary to the previous case, we have to solve co-state equation.

- Symmetrised first order linearization

$$J(w) = \frac{1}{2} \int_{\Omega_h} \mathcal{P} E(w) \cdot \mathcal{B} E(w) \, dx \, dy$$

$$\int_{\Omega_h} \mathcal{B} E(w) \cdot \mathcal{B} \varphi \, dx \, dy = \text{RHS (1.4)}$$

We have to solve the adjoint problem

$$\int_{\Omega_h} \mathcal{B}^* \mathcal{B} p \cdot \varphi \, dx \, dy = \int_{\Omega_h} E(w) \cdot \varphi \, dx \, dy$$

Computations are similar than for the previous case.

(B) Partial derivatives

We see that we have to compute RHS (4) for every case. So we have to calculate  $\frac{\partial F}{\partial w}$ ,  $\frac{\partial G}{\partial w}$  and  $\frac{\partial w^*}{\partial w}$ ,  $\frac{\partial F}{\partial w^*}$ ,  $\frac{\partial G}{\partial w^*}$

Let  $q_x = \rho u$ ,  $q_y = \rho v$

$$F = \begin{cases} q_x \\ \frac{3-\gamma}{2} \frac{q_x^2}{\rho} + \frac{1-\gamma}{2} \frac{q_y^2}{\rho} + (\gamma-1)e \\ q_x q_y \rho^{-1} \\ \gamma e q_x \rho^{-1} - \frac{\gamma-1}{2} q_x^3 \rho^{-2} - \frac{\gamma-1}{2} q_y^2 q_x \rho^{-2} \end{cases}$$

$$\frac{\partial F}{\partial \rho} = \begin{cases} 0 \\ -\frac{3-\gamma}{2} \frac{q_x^2}{\rho^2} - \frac{1-\gamma}{2} \frac{q_y^2}{\rho^2} \\ -q_x q_y \rho^{-2} \\ -\gamma e q_x \rho^{-2} + (\gamma-1) q_x^3 \rho^{-3} + (\gamma-1) q_y^2 q_x \rho^{-3} \end{cases}$$

$$\frac{\partial F}{\partial q_x} = \begin{cases} 1 \\ (3-\gamma) q_x \rho^{-1} \\ q_y \rho^{-1} \\ \gamma e \rho^{-1} - \frac{3}{2} (\gamma-1) q_x^2 \rho^{-2} - \frac{\gamma-1}{2} q_y^2 \rho^{-2} \end{cases}$$

$$\frac{\partial F}{\partial q_y} = \begin{cases} 0 \\ (1-\gamma) q_y \rho^{-1} \\ q_x \rho^{-1} \\ -(\gamma-1) q_y q_x \rho^{-2} \end{cases}$$

$$\frac{\partial F}{\partial e} = \begin{cases} 0 \\ \gamma - 1 \\ 0 \\ \gamma q_x \rho^{-1} \end{cases}$$

We have similar formula for  $\frac{\partial G}{\partial w}$

Now we have to compute  $\frac{\partial w^*}{\partial w}$

$w^*$  depends of the pressure  $p$ , the enthalpy, the entropy and the velocity direction. Here we consider that the angle of attack is equal to zero ( $q_y = 0$  at infinity)

$$p = (\gamma-1) \left[ e - \frac{1}{2} q_x^2 \rho^{-1} \right]$$

$$h = \gamma p (\gamma-1) + \frac{1}{2} q_x^2 \rho^{-1}$$

$$s = p \rho^{-\gamma}$$

$$\frac{\partial p}{\partial w} = \begin{cases} \frac{\gamma-1}{2} q_x^2 \rho^{-2} \\ -(\gamma-1) q_x \rho^{-1} \\ 0 \\ (\gamma-1) e \end{cases} \quad \frac{\partial s}{\partial w} = \begin{cases} -\gamma \frac{p}{\rho^{\gamma+1}} + \frac{\partial p}{\partial p} \rho^{-\gamma} \\ \frac{\partial p}{\partial q_x} \rho^{-\gamma} \\ 0 \\ \frac{\partial p}{\partial e} \rho^{-\gamma} \end{cases}$$

$$\frac{\partial h}{\partial w} = \begin{cases} \gamma \frac{\partial p}{\partial p} ((\gamma-1)p)^{-1} - \frac{\gamma}{\gamma-1} p \rho^{-2} - \frac{1}{2} q_x^2 \rho^{-2} \\ \frac{\gamma}{\gamma-1} \frac{\partial p}{\partial q_x} \rho^{-1} + q_x \rho^{-1} \\ 0 \\ \frac{\gamma}{\gamma-1} \frac{\partial p}{\partial e} \rho^{-1} \end{cases}$$

$$E(w^*) = \begin{cases} 0 \\ 0 \\ p \\ 0 \end{cases}$$

$$F(w^*) = \begin{cases} q_x \\ q_x^2 \rho^{-1} + p \\ 0 \\ (e+p) q_x \rho^{-1} \end{cases}$$

$$p = \left( \frac{p}{s} \right)^{1/\gamma}$$

$$q_x = \left[ 2 h \left( \frac{p}{s} \right)^{1/\gamma} - \frac{2\gamma}{\gamma-1} p \right]^{1/\gamma}$$

$$e = \frac{p}{\gamma-1} + h - \frac{\gamma}{\gamma-1} p \left( \frac{p}{s} \right)^{-1/\gamma}$$

So we can compute  $\frac{\partial F(w^*)}{\partial w^*}$

Implementation

With double precision, it has been verified that the gradients obtained by the previous formula were computed precisely. This verification was made by comparison of  $J(w + \delta w) - J(w)$  and  $\frac{\partial J}{\partial w} \cdot \delta w$

(C) Motivation for comparison of splitted first order linearization method with quasi-Newton scheme.

We want to solve  $E(w) = 0$

Define  $X(w) = \mathcal{B}(w) E(w)$

(2.1) becomes

$$J(w) = \frac{1}{2} (\mathcal{B}^{-1} X(w), \mathcal{B}^{-1} X(w))$$

Differentiate this equations

$$\begin{aligned} \frac{\partial J}{\partial w} \cdot \delta w &= (\mathcal{B}^{-1} X(w), \mathcal{B}^{-1} \frac{\partial X}{\partial w} \delta w + \frac{\partial}{\partial w} \mathcal{B}^{-1} \delta w X(w)) \\ &\approx (\mathcal{B}^{-1} X(w), \mathcal{B}^{-1} \frac{\partial X}{\partial w} \delta w) \\ &\approx ((\mathcal{B}^{-1} \frac{\partial X}{\partial w})^* \mathcal{B}^{-1} X(w), \delta w) \end{aligned}$$

So the gradient method gives the following algorithm

$$w^{n+1} = w^n - (\mathcal{B}^{-1} \frac{\partial X}{\partial w})^* \mathcal{B}^{-1} X(w)$$

When we are near the stationary state and the convergence of the algorithm, the derivation of the equation (1.4) gives  $\frac{\partial E}{\partial w} \approx \text{Id}$

But  $X(w) = \mathcal{B}(w) \cdot E(w)$ ,

So we have  $\frac{\partial X}{\partial w} \approx \mathcal{B}(w) \frac{\partial E}{\partial w}$  since  $E$  is near from zero. So  $\mathcal{B}^{-1} \frac{\partial X}{\partial w} \approx \text{Id}$

So the gradient method, near the convergence to the stationary solution, can be written as

$$w^{n+1} = w^n - \mathcal{B}^{-1} X(w)$$

So we could think that the method will converge as a Newton one.

REFERENCES

- [1] BORREL M., MORICE Ph., "A Lagrangian-Eulerian approach to the computation of unsteady transonic flows", in H. Viviand (Ed.), Proceedings of the Fourth GAMM-Conference on Numerical Methods in Fluid Mechanics, Vieweg and Sohn, Braunschweig/Wiesbaden, 1982.
- [2] HUGUES T.J.R., TEZDUYAR T.E., BROOKS A.N., A Petrov-Galerkin finite element formulation for systems of conservation laws with special reference to the compressible Euler equations, Proceeding of the IMA Conference on Numerical Methods in Fluid Dynamics, 29-31 mars 1982, Université de Reading, Angleterre, à paraître (Academic Press).
- [3] JAMESON A., SCHMIDT W., TURKEL E., Steady-State solution of the Euler equations for transonic flow, AIAA Paper 81-1259, 1981.
- [4] LERAT A. Sur le calcul des solutions faibles des systèmes hyperboliques de loi de conservation à l'aide des schémas aux différences, Thesis, University of Paris VI, 1981.
- [5] LERAT A., PEYRET R., Sur le choix de schémas aux différences du second ordre fournissant des profils de choc sans oscillations, Comptes Rendus Acad. SC. Paris, 277 A, 363-366 (1973).
- [6] LERAT A., SIDES J., DARU V., An implicit Finite-Volume method for Solving the Euler equations, Lectures Notes in Physics, 170, 343-349 (1982).
- [7] RICHTMYER R.D., MORTON K.W., Difference Methods for Initial-Value problems, Wiley, New-York (1967).
- [8] RIZZI A., VIVIAND H. (Eds.), Numerical methods for the computation of inviscid transonic flows with shock waves, Wieweg and Sohn, Braunschweig/Wiesbaden, 1981.
- [9] SCHMIDT W., JAMESON A., Recent developments in Finite-Volume time-dependent techniques for two and three dimensional transonic flows, Von Karman Institute for Fluid Dynamics, Lecture Series 1982-04, Computational Fluid Dynamics, March 29-April 2, 1982.
- [10] SOD G.A., A survey of several finite difference methods for systems of nonlinear hyperbolic conservation laws, J. Comp. Phys., 27, 1-31 (1978).
- [11] STEGER J., WARMING R.F., Flux vector splitting for the inviscid gas dynamic equations with applications to finite difference methods, J. Comp. Phys., Vol. 40, No 2, pp. 263-293 (1981).
- [12] VAN LEER B., Towards the ultimate conservative difference scheme III, Upstream centered finite difference schemes for ideal compressible flow, J. Comp. Phys. 23, pp. 263-275 (1975).

- [13] YEE H.C., WARMING R.F., HARTEN A., Implicit Total Variation Diminishing (TVD) Schemes for Steady-state Calculations AIAA Paper 83-1902, 1983.
- [14] ANGRAND F., DERVIEUX A., Some explicit triangular Finite Element Schemes for the Euler equations, I.J. for Num. Methods in fluids Vol. 4749-764(1984).
- [15] ANGRAND F., BOULARD V., DERVIEUX A., PERIAUX J., VIJAYASUNDARAM G., Transonic Euler Simulations by means of Finite Element explicite Schemes, AIAA paper 83-1924, 1983.
- [16] ANGRAND F., DERVIEUX A., LOTH L., VIJAYASUNDARAM G., Simulation of Euler Transonic flows by means of explicit Finite Element-type schemes, INRIA Report no 250 (Oct. 1983).
- [17] ANGRAND F., BOULARD V., DERVIEUX A., PERIAUX J., VIJAYASUNDARAM G., Triangular Finite-Element Methods for the Euler Equations, Sixth Int. Symposium on Numerical method in Engineering, North-holland 535-563 (1984).
- [18] STOUFFLET B., Resolution des équations d'Euler des fluides parfaits compressibles par des schémas implicites en éléments finis, thesis, University of Paris VI 1984.
- [19] STOUFFLET B., Implicit Finite Element Methods for the Euler equations. workshop INRIA dec 1983.
- [20] VIJAYASUNDARAM G., Resolution numérique des équations d'Euler pour des écoulements transsoniques avec un schéma de Godunov en Elements Finis, Thesis, University of Paris VI, 1982-1983.
- [21] LANDAU, LIFCHITZ, Mécanique des fluides ; éditions de Moscou (1971).
- [22] PERIAUX J., Résolution de quelques problèmes non linéaires en aérodynamique par des méthodes d'éléments finis et de moindres carrés fonctionnels, Thèse de 3ème cycle, Université P. et M. CURIE, Paris, 1979.
- [23] BRISTEAU M.O., GLOWINSKI R., MANTEL B., PERIAUX J., PERRIER P., PIRONNEAU O., A finite element approximation of Navier-Stokes equations for incompressible viscous fluids. Iterative methods of solution, Lectures Notes in Mathematics, Approxiamtion Methods for Navier-Stokes problems, Springer-Verlag, Berlin, 1980, p. 78-128.
- [24] BRISTEAU M.O., GLOWINSKI R., PERIAUX J., PERRIER P., PIRONNEAU O., POIRIER G., Application of optimal control and finite element methods to the calculation of transonic flows and incompressible viscous flows. Rapport de Recherche INRIA, N° 294, Avril 1978.

- [25] POLAK E., Computational methods in optimization, Academic Press, New-York, 1971.
- [26] DINH Q.V., Simulation numérique en éléments découlements finis de fluides visqueux incompressibles par une méthode de décomposition de domaines sur des processeurs vectoriels, Thésis University Paris VI, 1982.

**Imprimé en France**

**par**

**l'Institut National de Recherche en Informatique et en Automatique**



