



**HAL**  
open science

## Construction of TVD-like artificial viscosities on 2-dimensional arbitrary FEM grids

Paul Arminjon, Alain Dervieux

► **To cite this version:**

Paul Arminjon, Alain Dervieux. Construction of TVD-like artificial viscosities on 2-dimensional arbitrary FEM grids. [Research Report] RR-1111, INRIA. 1989. inria-00075448

**HAL Id: inria-00075448**

**<https://inria.hal.science/inria-00075448>**

Submitted on 24 May 2006

**HAL** is a multi-disciplinary open access archive for the deposit and dissemination of scientific research documents, whether they are published or not. The documents may come from teaching and research institutions in France or abroad, or from public or private research centers.

L'archive ouverte pluridisciplinaire **HAL**, est destinée au dépôt et à la diffusion de documents scientifiques de niveau recherche, publiés ou non, émanant des établissements d'enseignement et de recherche français ou étrangers, des laboratoires publics ou privés.

# IRIA

UNITE DE RECHERCHE  
IRIA-SOPHIA ANTIPOLIS

Institut National  
de Recherche  
en Informatique  
et en Automatique

Domaine de Voluceau  
Rocquencourt  
BP 05  
78153 Le Chesnay Cedex  
France  
Tel (1) 39 63 55 11

## Rapports de Recherche

N° 1111

*Programme 7  
Calcul Scientifique,  
Logiciels Numériques et Ingénierie Assistée*

### **CONSTRUCTION OF TVD-LIKE ARTIFICIAL VISCOSITIES ON 2-DIMENSIONAL ARBITRARY FEM GRIDS**

**Paul ARMINJON  
Alain DERVIEUX**

Octobre 1989



**CONSTRUCTION OF TVD-LIKE ARTIFICIAL  
VISCOSITIES ON 2-DIMENSIONAL ARBITRARY FEM GRIDS**

Paul ARMINJON\*  
Alain DERVIEUX\*\*

\* Université de Montréal, Département de Mathématiques et de Statistique, C.P. 6128  
Succursale A, MONTREAL, QUEBEC, CANADA H3C 3J7

\*\* INRIA, Sophia-Antipolis, 2004 Route des Lucioles, 06560 VALBONNE, FRANCE

**ABSTRACT**

Quasi-second-order accurate oscillation-free schemes for the Euler equations are constructed by adjunction of an artificial viscosity term, with a coefficient determined according to symmetric TVD theory, to a two-step FEM/Finite Volume Richtmyer-Galerkin scheme on arbitrary (unstructured) FEM grids. Numerical experiments involving transonic and supersonic compressible flows are presented.

**CONSTRUCTION D'UNE VISCOSITE ARTIFICIELLE**

**A CARACTERE TVD POUR DES MAILLAGES**

**BI-DIMENSIONNELS NON STRUCTURES**

Paul ARMINJON\*  
Alain DERVIEUX\*\*

\* Université de Montréal, Département de Mathématiques et de Statistique, C.P. 6128  
Succursale A, MONTREAL, QUEBEC, CANADA, H3C 3J7.

\*\* INRIA, Sophia-Antipolis, 2004 Route des Lucioles, 06560 VALBONNE, FRANCE

**RESUME**

On construit plusieurs schémas non oscillatoires, quasi-précis au second ordre pour la résolution des équations d'Euler ; cela est réalisé par adjonction d'un terme de viscosité artificielle de type "TVD symétrique" à un schéma à deux pas de Richtmyer-Galerkin s'appliquant à des maillages non structurés. Quelques expériences numériques relatives à des écoulements transsoniques et supersoniques sont présentées.

## Contents

1. INTRODUCTION
  - 1.1. Outline
  - 1.2. The flux-corrected transport algorithm of Boris and Book
  - 1.3. van Leer's monotonic upstream-centered conservative schemes
    - a) van Leer's monotonic version of Fromm's second-order upwind conservative scheme
    - b) van Leer's monotonic higher order upwind Godunov-type schemes
  - 1.4. Harten's Total Variation Diminishing schemes
  
2. SYMMETRIC TVD SCHEMES : THE ONE-DIMENSIONAL SCALAR LINEAR CASE  $u_t + au_x = 0$
  
3. SYMMETRIC TVD SCHEMES FOR HYPERBOLIC SYSTEMS
  - 3.1. Scalar viscosity
  - 3.2. Scalar sensor
  - 3.3. Nonscalar sensor
  
4. FIRST-ORDER NON-OSCILLATORY TWO-DIMENSIONAL FEM SCHEMES
  - 4.1. Introduction
  - 4.2. The Baba-Tabata conservative first-order upwind scheme (two-dimensional scalar equation)
  - 4.3. Enhancement of the artificial viscosity included in the Baba-Tabata scheme
  - 4.4. Extension of the Baba-Tabata scheme to two-dimensional hyperbolic systems
  
5.  $P_1$ -GALERKIN, FINITE-VOLUME GALERKIN, RICHTMYER-GALERKIN SCHEMES
  - 5.1. Finite Element/Finite Volume Galerkin schemes
  - 5.2. Richtmyer-Galerkin schemes
  
6. STABILIZATION OF CENTERED SCHEMES
  
7. QUASI-SECOND-ORDER ACCURATE NON-OSCILLATORY SCHEMES
  - 7.1. Richtmyer-Galerkin scheme with Symmetric-TVD artificial viscosity
  - 7.2. Richtmyer-Galerkin / Osher Upwind hybrid scheme
  - 7.3. Central difference (symmetric TVD) MUSCL-like scheme
  
8. CONCLUDING REMARKS
  
9. REFERENCES

## 1. INTRODUCTION

### 1.1. Outline

We consider the numerical resolution of nonlinear hyperbolic systems of conservation laws in one space dimension

$$(1.1) \quad U_t + F(U)_x = 0$$

or in several space dimensions

$$(1.2) \quad U_t + \sum_{i=1}^d F_i(U)_{x_i} = 0$$

where  $U = (u_1, \dots, u_m)^T$  and  $F(U)$ ,  $F_i(U)$  are  $m$ -component column vectors depending on time  $t$  and one or several coordinates  $x$  or  $x_1, \dots, x_d$ .

System (1.1) can also be written as a quasi-linear system

$$(1.1') \quad U_t + A(U) U_x = 0$$

where  $A = \partial F / \partial U$ , with a similar form  $U_t + \sum_{i=1}^d A_i(U) U_{x_i} = 0$  for (1.2).

First-order upwind schemes, derived from Steger and Warming's extension via flux splitting [1981] of the Courant-Isaacson-Rees [1952] scheme to nonlinear hyperbolic systems, usually lead to exceedingly viscous (dissipative) schemes, which tend to "smear" non stationary shocks and other discontinuities. The introduction by Lax and Wendroff [1960], followed by MacCormack [1969], of second-order centered schemes was accompanied, despite a substantial improvement in the overall accuracy, by the problem of damping or eliminating the oscillations which appear in the neighborhood of discontinuities. This was done, originally, by introducing in the scheme an additional "artificial viscosity" term ([von Neumann-Richtmyer]) which required a problem-dependent treatment, admittedly a rather awkward prerequisite for engineering applications.

Another approach consists in introducing a change of monotonicity "detector" ([Boris-Book 1973], [van Leer II, 1974]) which can find the nodes where monotonicity is broken and then trigger off an efficient counter-measure, in the form of a flux limiter or slope limiter ([Boris-Book, 1973], [van Leer II, 1974], [van Leer IV, 1977], [Chakravarthy-Osher, 1983] to name only a few contributions).

More recently, the concept of TVD (total variation diminishing) schemes introduced by Harten ([1983], [1984]), extending ideas on monotonicity which had been proposed, for linear schemes, by Godunov ([1959]), has led to a wide range of first and higher order accurate methods, which proved to be extremely useful both theoretically and in real engineering applications.

In this paper, we shall present a method for two- and three-dimensional problems, which uses a Richtmyer 2-step scheme for the numerical integration with respect to time

and triangular (tetrahedral) finite elements for the spatial discretization, while applying several recent symmetric TVD scheme essential features as described in the one-dimensional case by Davis [1984], and adapted to finite element formulations.

Before introducing our method, we shall examine in some detail, in the remainder of this section, some of the most important methods which have been designed to eliminate the oscillations of the Lax-Wendroff or MacCormack schemes, with the emphasis on upwind TVD schemes.

In section 2 we describe Davis' symmetric (non upwind) scheme, after a short review of Sweby's general formulation of flux-limited second-order accurate upwind TVD schemes, in the one dimensional linear scalar case.

Section 3 presents the extension to nonlinear hyperbolic systems.

In section 4, we introduce the first-order conservative upwind FEM scheme of Baba-Tabata [1981] for a scalar conservation equation, and extend it to two- or three-dimensional systems.

Section 5 gives a short description of the  $P_1$ -Galerkin scheme, introduces a "Finite Volume Galerkin" version, and presents the two-step Richtmyer-Galerkin scheme which will serve as a basis for the construction of our oscillation-free schemes.

In section 6 we give some indications on how to re-instate positivity or the maximum principle property by introducing some artificial viscosity in the scheme.

Section 7 presents the three schemes proposed in this paper, and describes some numerical results.

## 1.2. The flux-corrected transport algorithm of Boris and Book

In their Flux-Corrected Transport algorithm (FCT), Boris and Book designed a 2-stage conservative scheme which strictly preserves mass and the positivity of the density  $\rho$ . The first stage, which is conservative and diffusive, can be written, in the particular case  $\rho_t + v\rho_x = 0$  (with constant velocity  $v$ ) of the one-dimensional continuity equation  $\rho_t + (\rho v)_x = 0$ , as

$$(1.3) \quad \rho_j^{n+1} = \rho_j^n - \frac{v}{2}(\rho_{j+1}^n - \rho_{j-1}^n) + \left(\frac{v^2}{2} + \frac{1}{8}\right)(\rho_{j+1}^n - 2\rho_j^n + \rho_{j-1}^n), \text{ where } v \equiv \frac{v\Delta t}{\Delta x}$$

which is the classical Lax-Wendroff scheme modified by a strong diffusion term  $\frac{1}{8}(\rho_{j+1}^n - 2\rho_j^n + \rho_{j-1}^n)$ .

The second stage tries to counterbalance this excessive diffusion; normally, one would expect that adding an equal amount of negative viscosity according to the scheme

$$(1.4) \quad \rho_j^{n+1} \longrightarrow \bar{\rho}_j^{n+1} = \rho_j^{n+1} - (f_{j+1/2} - f_{j-1/2}) \text{ with } f_{j+1/2} \equiv \frac{1}{8}(\rho_{j+1}^{n+1} - \rho_j^{n+1})$$

would remove the numerical errors introduced in stage I, but it turns out that this also may lead to negative values of the density  $\rho$ , and generate new maxima or minima, or

accentuate already existing extrema, in contradiction with the monotonicity properties of the convection equation. Boris and Book's ingenious remedy was to introduce "corrected" values of the anti-diffusive mass flux  $f_{j+1/2}$  in (1.4), obtained by insisting that "no transfer of mass due to the anti-diffusive flux should carry the density at any grid-point beyond the values at the two neighbouring points". This condition was satisfied by using in (1.4), instead of  $f_{j+1/2}$ , the corrected flux

$$(1.5) \quad f_{j+1/2}^c = \operatorname{sgn} \Delta_{j+1/2} \max \{ 0 ; \min(\Delta_{j-1/2} \operatorname{sgn} \Delta_{j+1/2} ; \frac{1}{8} |\Delta_{j+1/2}| ; \Delta_{j+3/2} \operatorname{sgn} \Delta_{j+1/2}) \}$$

where

$$\Delta_{j+1/2} \equiv \Delta \rho_{j+1/2} \equiv \rho_{j+1}^{n+1} - \rho_j^{n+1},$$

and  $\frac{1}{8}$  is an adhoc coefficient, close to  $\frac{1}{8}$ , defined in [Boris-Book 1973].

The FCT strategy and its modified "phoenical FCT" version ([Book, Boris and Hain 1975]) for transport/convection equations, generally bring appreciable accuracy improvements in regions of rapid variation or shocks. Intuitively, they can interpreted as

- I Applying a substantial amount of diffusion everywhere, in order to maintain stability and positivity.
- II Recovering the therewith lost accuracy by applying the negative of the diffusion used in I, everywhere except near extremas of  $\rho$ , where oscillations might occur, and where one therefore tries to keep some or all of the diffusive effect of I, the appropriate amount of anti-diffusion effectively applied beeing determined by the action of the flux correction (1.5).

In Parrot and Christie [1986], Loehner et al. [1987] and Selmin [1987] two-dimensional methods based on finite element spatial discretizations and the flux-corrected transport algorithm are presented.

### 1.3. Van Leer's monotonic upstream-centered conservative schemes

a) Van Leer's monotonic version of Fromm's second-order upwind conservative scheme

Following a different approach, Van Leer [I-1973,II-1974], first observed that the Lax-Wendroff scheme can be made monotonic if one gives up the conservation form ; to obtain a second-order accurate monotonic scheme in conservation form, he showed that Fromm's scheme for the convection equation  $u_t + au_x = 0$  with  $a > 0$  :

$$(1.7) \quad u_j^{n+1} = u_j^n - \sigma(u_j^n - u_{j-1}^n) - \frac{\sigma}{4}(1 - \sigma) [(u_{j+1}^n - u_j^n) - (u_{j-1}^n - u_{j-2}^n)]$$

or in Van Leer's notation (see (1.12b) below)

$$(1.7') \quad \Delta_F^t u_j^n = -\sigma \Delta_{-1/2} u_j^n - \frac{\sigma}{4}(1 - \sigma)(\Delta_{1/2} u_j^n - \Delta_{-3/2} u_j^n)$$

can be regarded as the average of the Lax-Wendroff and Beam-Warming schemes :

$$(1.8) \quad \Delta_{LW}^t u_j^n = -\sigma \Delta_{-1/2} u_j^n - \frac{\sigma}{2}(1-\sigma)(\Delta_{1/2} u_j^n - \Delta_{-1/2} u_j^n)$$

$$(1.9) \quad \Delta_{BW}^t u_j^n = -\sigma \Delta_{-1/2} u_j^n - \frac{\sigma}{2}(1-\sigma)(\Delta_{-1/2} u_j^n - \Delta_{-3/2} u_j^n)$$

Each of these is now made monotonic by adding a nonlinear feedback corrective term of the form

$$(1.10) \quad \frac{\sigma}{2}(1-\sigma)Q(\theta_j)(\Delta_{1/2} u_j^n - \Delta_{-1/2} u_j^n)$$

to the Lax-Wendroff scheme and

$$(1.11) \quad \frac{\sigma}{2}(1-\sigma)R(\theta_{j-1})(\Delta_{-1/2} u_j^n - \Delta_{-3/2} u_j^n)$$

to the Beam-Warming scheme, respectively ; the parameter  $\theta_j$  is van Leer's smoothness monitor

$$(1.12a) \quad \theta_j = \frac{\Delta_{j+1/2} u_j^n}{\Delta_{j-1/2} u_j^n}$$

and van Leer's notation reads

$$(1.12b) \quad \begin{aligned} \Delta^t u_j^n &\equiv u_j^{n+1} - u_j^n ; \Delta_{1/2} u_j^n \equiv \Delta_+ u_j^n = u_{j+1}^n - u_j^n \\ \Delta_{-3/2} u_j^n &\equiv \Delta_{j-3/2} u_j^n = u_{j-1}^n - u_{j-2}^n \equiv \Delta_- u_{j-1}^n \end{aligned}$$

Although each "corrected" scheme, while being monotonic, is no longer in conservation form, Van Leer succeeded in bringing the average scheme in conservation form :

$$(1.13) \quad \begin{aligned} \Delta_{FM}^t u_j^n &= -\sigma \Delta_{-1/2} u_j^n - \frac{\sigma}{4}(1-\sigma)(\Delta_{1/2} u_j^n - \Delta_{-3/2} u_j^n) \\ &+ \frac{\sigma}{4}(1-\sigma)\{S(\theta_j)(\Delta_{1/2} u_j^n - \Delta_{-1/2} u_j^n) - S(\theta_{j-1})(\Delta_{-1/2} u_j^n - \Delta_{-3/2} u_j^n)\} \end{aligned}$$

by taking

$$(1.14) \quad Q(\theta_j) = S(\theta_j) \text{ and } R(\theta_{j-1}) = -S(\theta_{j-1})$$

with

$$(1.15) \quad S(\theta_j) = \frac{|\theta_j| - 1}{|\theta_j| + 1} \text{ for any value of } \theta_j$$

The subscript FM in (1.13) stands for "Fromm Monotonic".

Van Leer's scheme, which was successfully tested on a variety of numerical applications, represents an essential contribution to the solution of the problems caused by the oscillations appearing in the neighborhood of shock waves in gas dynamical computations.



b) Van Leer's monotonic higher order upwind Godunov-type schemes

Another contribution made by van Leer [IV-1977], consists, in an attempt to improve on Godunov's first order conservative method, in approximating the initial distribution by simple basic functions, e.g. piecewise Legendre polynomials of order 1 or higher, rather than by piecewise constant functions, then convecting explicitly the approximate distribution and finally remapping the resulting distribution on each mesh in terms of the basic functions.

Different kinds of representations of the initial distribution in terms of the basic functions lead to second and third order schemes, and several monotonicity-preserving strategies, using slope limiters, lead to van Leer's oscillation-free upstream centered higher order Godunov-type "MUSCL" schemes, another important contribution to the subject.

#### 1.4. Harten's Total Variation Diminishing schemes

In a more analytical way, Harten ([1983]-[1984]) laid the foundations of the theory of Total Variation Diminishing (TVD) schemes, which rests on the monotonicity properties of weak solutions of the scalar conservation equation

$$(1.16) \quad u_t + f(u)_x \equiv u_t + a(u)u_x = 0$$

For any such solution (see Lax [1973]) we have the following properties :

M1 No new local maximum or minimum can appear for  $t > 0$

M2 The value of a local maximum is non increasing, that of a local minimum is non decreasing ; and therefore

M3 The total variation  $TV[u(t)] \equiv \sup \sum_j |u(x_{j+1}, t) - u(x_j, t)|$  is a nonincreasing function of time  $t$ .

Considering an explicit scheme in conservation form for (1.16)

$$(1.17) \quad u_j^{n+1} = u_j^n - \lambda(h_{j+1/2} - h_{j-1/2}) \equiv H(u_{j-l}^n, u_{j-l+1}^n, \dots, u_{j+m}^n)$$

where the "numerical flux"  $h_{j+1/2} = h(u_{j-l+1}, \dots, u_j, \dots, u_{j+m})$  satisfies the "consistency" condition

$$(1.18) \quad h(v, v, \dots, v) = f(v) \text{ (value of the original flux function),}$$

Harten shows that (i) a monotone scheme, for which  $H$  is a monotone non decreasing function of each of its  $(l + m + 1)$  arguments, is necessarily Total Variation Diminishing (TVD) :

$$(1.19) \quad \sum_{j=-\infty}^{\infty} |u_j^{n+1} - u_{j-1}^{n+1}| \leq \sum_{j=-\infty}^{\infty} |u_j^n - u_{j-1}^n|$$

and

(ii) a TVD scheme is monotonicity preserving, i.e.

$$(1.19') \quad \text{if } \{u_j^n\} \text{ is a monotone mesh function, so is } \{u_j^{n+1}\}$$

Using the mean value theorem, one can write scheme (1.17) in Harten's form

$$(1.20) \quad u_j^{n+1} = u_j^n - C_{j-1/2} \Delta u_{j-1/2}^n + D_{j+1/2} \Delta u_{j+1/2}^n$$

and prove Harten's lemma ([1983]) :

Lemma : *if*

$$(1.21) \quad \text{if } C_{j-1/2} \geq 0, D_{j+1/2} \geq 0 \text{ and } 0 \leq C_{j+1/2} + D_{j+1/2} \leq 1$$

*then scheme (1.20) is TVD.*

In [21], Harten considers a 3-point Q-scheme, in the form (1.17) with

$$(1.22) \quad h_{j+1/2} = \frac{1}{2}[f_j + f_{j+1} - Q(a_{j+1/2})\Delta u_{j+1/2}]$$

where  $Q$ , the coefficient of numerical viscosity, is an appropriate function of  $\lambda$  and  $a_{j+1/2}$  with

$$(1.23) \quad a_{j+1/2} \equiv \begin{cases} \Delta f_{j+1/2} / \Delta u_{j+1/2} & \text{if } \Delta u_{j+1/2} \neq 0 \\ (df/du)_j \equiv a(u_j) & \text{if } \Delta u_{j+1/2} = 0 \end{cases}$$

By truncation error analysis (see [Harten-Hyman-Lax, 1976], [Harten, 1983]) one can show that

(i) the (generally) first-order TVD scheme (1.17)-(1.22) leads to a second-order approximation to the modified equation

$$(1.24) \quad u_t + f(u)_x = \Delta x(\sigma(a)u_x)_x$$

with

$$(1.25) \quad \sigma(a) = \frac{1}{2}Q(a) - \frac{\lambda}{2}a^2$$

and

(ii) applying the Q-scheme to the modified equation

$$(1.26) \quad u_t + (f + g)_x = 0$$

with

$$(1.26') \quad g(u) \equiv \Delta x(\sigma(a)u_x)$$

gives a second-order approximation of the original inviscid equation (1.16).

To ensure that the additional flux function  $g$  be differentiable, the effective numerical flux  $h_{j+1/2}$  for (1.26) is obtained with a smoothing procedure ([Harten 1978]) that leads to Harten's explicit five-point, second-order accurate, TVD schemes. These schemes, which can be written in conservation form, can also be extended to implicit TVD second-order schemes ([Yee-Warming-Harten, 1983], [Harten, 1984]) and to hyperbolic systems of conservation laws ; they are endowed with most of the properties desirable for applications to compressible flow problems : high accuracy, monotonicity preservation, stability in the total variation norm. They are well suited to compute steady-state solutions ([Harten, 1984, p. 18], [Yee-Warming-Harten, 1983]), and they can be tuned to be consistent with an entropy inequality ; this implies convergence of the scheme to the unique weak solution satisfying the entropy condition, which is the only physically relevant solution.

More recently, the idea of symmetric TVD schemes was introduced independently by Davis [1984] and Jameson [1985], and elaborated on by Yee [1985]. Essentially, it consists in adding an artificial viscosity term to a Lax-Wendroff scheme and making sure that the corresponding scheme satisfies Harten's TVD criterion. In [Davis, 1984], Davis first added an upstream-centered artificial viscosity, but then removed the upwind character of the scheme by means of symmetrization, thus obtaining a slightly more viscous TVD scheme at nearly no cost in the effective accuracy.

We shall examine Davis' scheme in the next section.

## 2. SYMMETRIC TVD SCHEMES : THE ONE-DIMENSIONAL SCALAR

### LINEAR CASE

For the scalar linear convection equation

$$(2.1) \quad u_t + au_x = 0, \quad a = \text{constant} > 0$$

the specific advantages of symmetric (Lax-Wendroff) or upwind (Beam-Warming) second-order accurate schemes for the construction of TVD schemes have been studied, among others, by Roe [1984], Chakravarthy-Osher, [1984] Sweby [1984], Jameson [1985], Davis [1984], Yee [1985].

Sweby gave an elegant construction of a second-order accurate upwind scheme which is made TVD by the action of a flux limiter ; Sweby's scheme, which unifies some of the most efficient flux-limited schemes (Roe, Osher, van Leer), starts from the Lax-Wendroff scheme, conveniently rewritten in the form

$$(2.2) \quad u_j^{n+1} = u_j^n - \nu \Delta_{-1/2} u_j^n - \Delta_- \left[ \frac{\nu(1-\nu)}{2} \Delta_{1/2} u_j^n \right]$$

As we must have  $0 \leq \nu \leq 1$  for stability, the second-order difference can be viewed as an anti-diffusive term, superposed to the diffusive effect of the first difference term

(the CIR scheme term). Wherever  $u$  is smooth, this second-order correction is desirable, but it should be reduced in the vicinity of discontinuities if we want to avoid oscillations. Following [Boris-Book, 1973], [van Leer, 1974], Sweby therefore introduces a “flux limiter”  $\phi(r_j)$  as a multiplicative factor in the antidiffusive flux, depending in a nonlinear way on the smoothness sensor

$$(2.3) \quad r_j = \frac{\Delta_{-1/2} u_j^n}{\Delta_{1/2} u_j^n} \equiv \frac{u_j^n - u_{j-1}^n}{u_{j+1}^n - u_j^n} \equiv r_j^+$$

thus leading to the flux-limited Lax-Wendroff scheme ( $a > 0$ )

$$(2.4) \quad u_j^{n+1} = u_j^n - \nu \Delta_{-1/2} u_j^n - \frac{1}{2} \nu (1 - \nu) \Delta_- [\phi(r_j) \Delta_{1/2} u_j^n]$$

For negative characteristic velocity ( $a < 0$ ), we have similarly

$$(2.4') \quad u_j^{n+1} = u_j^n - \nu \Delta_{1/2} u_j^n + \frac{1}{2} \nu (1 + \nu) \Delta_- [\phi(r_{j+1}^-) \Delta_{1/2} u_j^n]$$

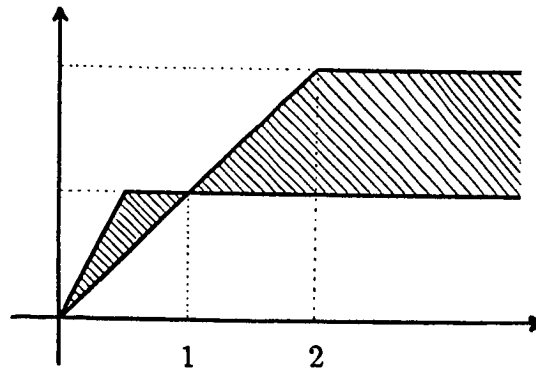
where

$$(2.3') \quad r_j^- \equiv \frac{\Delta_{1/2} u_j^n}{\Delta_{-1/2} u_j^n} = \frac{u_{j+1}^n - u_j^n}{u_j^n - u_{j-1}^n}$$

As  $r_j$  will be negative at or near an extremum, one sets  $\phi(r_j) = 0$  for  $r_j \leq 0$  to inhibit the generation of oscillations.

The flux-limiter function  $\phi(r)$  is thus seen to control the net amount of upwinding included in the scheme : for  $0 < \phi(r) \ll 1$ , Sweby’s scheme resembles the CIR scheme with which it coincides for  $r \leq 0$ , as one takes  $\phi(r) = 0$  for  $r \leq 0$  ([Sweby, 1984]) ; for  $\phi(r) = 1$ , it is identically the LW scheme ; for  $\phi(r) = r$ , we obtain the Beam-Warming scheme.

For a second order accurate TVD scheme, the graph of  $\phi(r)$  must be located in the hatched area, in fig.1.



**Figure 1:** Second-order TVD region, Sweby’s scheme

Important examples of such flux limiter functions are

(a) van Leer's limiter

$$(2.5) \quad \phi_{vL}(r) = \begin{cases} \frac{2r}{1+r} & r \geq 0 \\ 0 & r \leq 0 \end{cases}$$

(b) Chakravarthy-Osher's limiter

$$(2.6) \quad \phi_{CO}(r) = \max[0, \min(r, \Phi)] \text{ for some parameter } \Phi \quad 1 \leq \Phi \leq 2$$

(c) Roe's "superbee" limiter

$$(2.7) \quad \begin{aligned} \phi(r) &= 0 \text{ if } r \leq 0, \quad \phi(r) = 2r \text{ if } 0 \leq r \leq \frac{1}{2}, \quad \phi(r) = 1 \\ &\text{if } \frac{1}{2} \leq r \leq 1, \quad \phi(r) = r \text{ if } 1 \leq r \leq 2, \text{ and } \phi(r) = 2 \text{ for } r \geq 2 \end{aligned}$$

This is the most compressive (anti-diffusive) limiter.

(d) Roe's "minmod" limiter (the least compressive or the most diffusive limiter)

$$(2.8) \quad \phi(r) = \begin{cases} \min(r, 1) & r \geq 0 \\ 0 & r \leq 0 \end{cases}$$

(e) Davis' limiter

$$(2.9) \quad \phi(r) = \min(2r, 1) \text{ if } 0 \leq r < \infty, \quad \phi(r) = 0 \text{ if } r \leq 0$$

(f) Palmerio's parabolic limiter (private communication, 1986)

$$(2.9') \quad \phi(r) = r(2-r) \text{ if } 0 \leq r < 1, \quad \phi(r) = 1 \text{ if } r \geq 1$$

which has the advantage of being a smooth function of  $r$  while being nearly as compressive as Davis' limiter for  $0 \leq r \leq 1$ .

We shall now shortly describe Davis' scheme.

Considering first  $u_t + au_x = 0$  with  $a > 0$  (constant) and adding an upstream-centered artificial viscosity

$$(2.10) \quad K_{j+1/2}^+(r_j^+) \Delta u_{j+1/2} - K_{j-1/2}^+(r_{j-1}^+) \Delta u_{j-1/2} \text{ with } r_j^+ = \Delta u_{j-1/2} / \Delta u_{j+1/2}$$

to the Lax-Wendroff scheme (2.2) gives, after factorizing  $\Delta u_{j-1/2} \equiv u_j^n - u_{j-1}^n$  to enhance the case of positive velocity in Harten's form :

$$(2.11) \quad u_j^{n+1} = u_j^n - C_{j-1/2} \Delta u_{j-1/2} + D_{j+1/2} \Delta u_{j+1/2}$$

with

$$(2.12) \quad C_{j-1/2} = \nu \left[ 1 + \frac{1}{2}(1 - \nu) \left( \frac{1}{r_j^+} - 1 \right) \right] - \left( \frac{K_{j+1/2}^+}{r_j^+} - K_{j-1/2}^+ \right), D_{j+1/2} \equiv 0$$

which coincides with Sweby's scheme (2.4) if we take

$$(2.13) \quad K_{j+1/2}^+ = \frac{1}{2}\nu(1 - \nu)[1 - \phi(r_j^+)]$$

thus obtaining Davis' form of an upwind diffusively corrected Lax-Wendroff scheme

$$(2.14) \quad \begin{aligned} u_j^{n+1} &= u_j^n - \nu \Delta u_{j-1/2} - \Delta_- \left[ \frac{\nu}{2}(1 - \nu) \Delta u_{j+1/2} \right] + \Delta_- (K_{j+1/2}^+ \Delta u_{j+1/2}) \\ &= u_j - \nu \Delta_- [u_j + \frac{1}{2}(1 - \nu) \Delta u_{j+1/2}] + \Delta_- (K_{j+1/2}^+ \Delta u_{j+1/2}) \end{aligned}$$

(For simplicity, we write  $\Delta u_{j+1/2}$  for  $\Delta u_{j+1/2}^n \equiv \Delta_- u_{j+1}^n = \Delta_+ u_j^n \equiv u_{j+1}^n - u_j^n$ ).

For  $0 \leq \phi < 1$  and  $0 \leq \nu \leq 1$ , the last term is easily seen to be of diffusive character, and due to the action of the flux limiter in the viscosity coefficient (2.13), Davis' scheme appears as an interpolate between a second-order centered scheme (LW) and a second-order centered scheme augmented with a uniform artificial viscosity (this latter scheme being first order accurate), as opposed to the representation of Sweby's scheme (2.4) as a hybrid scheme between a first-order upwind and a second-order centered scheme ; the blending is controlled by the flux limiter, through the coefficient  $1 - \phi(r_j^+)$  appearing in  $K_{j+1/2}$ .

Considering now the case  $a < 0$ , Davis' scheme takes the form

$$(2.15) \quad u_j^{n+1} = u_j^n - \nu \Delta u_{j+1/2} + \Delta_- \left[ \frac{1}{2}\nu(1 + \nu) \Delta u_{j+1/2} \right] + \Delta_- (K_{j+1/2}^- \Delta u_{j+1/2})$$

which coincides with Sweby's scheme if we choose

$$(2.16) \quad K_{j+1/2}^- = \frac{1}{2}\nu(1 + \nu)[\phi(r_{j+1}^-) - 1]$$

Combining the cases  $a > 0$ ,  $a < 0$  and defining new coefficients of artificial viscosity

$$(2.17a) \quad K_{j+1/2}^+ = \begin{cases} \frac{1}{2}\nu(1 - \nu)[1 - \phi(r_j^+)] & \text{if } a > 0 \\ 0 & \text{if } a \leq 0 \end{cases}$$

$$(2.17b) \quad K_{j+1/2}^- = \begin{cases} 0 & \text{if } a > 0 \\ \frac{1}{2}\nu(1 + \nu)[\phi(r_{j+1}^-) - 1] & \text{if } a < 0 \end{cases}$$

and adding, according to the flux-splitting principle ([Steger-Warming, 1981]) both artificial viscosity terms appearing in (2.14)-(2.15), with their built-in upwinding, to the Lax-Wendroff scheme in its original form, we obtain Davis' form of a Lax-Wendroff scheme with an upstream-centered artificial viscosity

$$(2.18) \quad u_j^{n+1} = u_j^n - \frac{\nu}{2}(u_{j+1}^n - u_{j-1}^n) + \frac{\nu^2}{2}(u_{j+1}^n - 2u_j^n + u_{j-1}^n) \\ + \Delta_- \left[ \left\{ K_{j+\frac{1}{2}}^+(r_j^+) + K_{j+\frac{1}{2}}^-(r_{j+1}^-) \right\} \Delta u_{j+1/2} \right]$$

To eliminate the requirement of determining which direction is upwind, and therewith obtain a symmetric quasi-second-order accurate TVD scheme, Davis redefines the artificial viscosity coefficients in (2.18) as

$$(2.19) \quad K_{j+1/2}^+ = \frac{1}{2}|\nu|(1 - |\nu|)[1 - \phi(r_j^+)] \\ K_{j+1/2}^- = \frac{1}{2}|\nu|(1 - |\nu|)[1 - \phi(r_{j+1}^-)]$$

These coefficients, which no longer depend on the upwind direction, lead to a slightly larger artificial viscosity, in the neighbourhood of shocks, but very roughly the same dissipation as in Sweby's scheme, away from discontinuities.

In the examples presented by Davis [1984], no noticeable spreading of the shocks can be observed, while some benefic "smoothing" effect of the augmented (symmetric) artificial viscosity can be observed in the case of Burgers' equation (the "kink" in the rarefaction is nearly completely eliminated in Fig. 3 of [Davis, 1984], see also [4]).

In some computations associated with the present work, instead of taking the sum of both artificial viscosity terms contributed by leftward and rightward waves, as indicated in Davis' formulation (2.18)-(2.19), we shall take their maximum

$$(2.20) \quad K_{j+1/2} = \max(K_{j+1/2}^+, K_{j+1/2}^-)$$

thus obtaining an artificial viscosity which lies between Sweby's and Davis' viscosities.

Before presenting the extension of Davis' scheme to hyperbolic systems, let us first mention that to apply it to nonlinear scalar equations (1.16) :  $u_t + f(u)_x = u_t + a(u)u_x = 0$  it suffices to consider the local characteristic speed  $a_{j+1/2}$  defined in (1.23).

### 3. SYMMETRIC TVD SCHEMES FOR HYPERBOLIC SYSTEMS

#### 3.1. Scalar viscosity

Let us consider first the linear system

$$(3.1) \quad U_t + AU_x = 0$$

where  $U = (u_1, \dots, u_m)$  is an  $m$ -vector and  $A = (A_{ij})$  a constant  $m \times m$  matrix.

Assuming that (3.1) is hyperbolic means that the eigenvalues  $a_i$  of  $A$  are real and there exists a complete set of linearly independent right eigenvectors, forming a matrix  $P$  such that

$$(3.2) \quad P^{-1}AP = \Lambda = \begin{pmatrix} a_1 & & & 0 \\ & a_2 & & \\ & & \ddots & \\ 0 & & & a_m \end{pmatrix}$$

Letting  $V = P^{-1}U$  and multiplying (3.1) by  $P^{-1}$  gives

$$(3.3) \quad P^{-1}U_t + P^{-1}AU_x = V_t + P^{-1}APV_x = V_t + \Lambda V_x = 0$$

which is a system of uncoupled scalar equations, each of which can now be solved using Davis' upwind scheme (2.18)-(2.17) ; after multiplying by  $P$  to return to the original dependent variables  $U$ , we get

$$(3.4) \quad U_j^{n+1} = U_j^n - \frac{A\lambda}{2}(U_{j+1}^n - U_{j-1}^n) + \frac{A^2\lambda^2}{2}(U_{j+1}^n - 2U_j^n + U_{j-1}^n) \\ + \Delta_- \{P[K_{j+1/2}^+(r_j^+) + K_{j+1/2}^-(r_{j+1}^-)]P^{-1}(U_{j-1}^n - U_j^n)\}$$

where

$$(3.5) \quad K_{j+1/2}^+ = \text{diag} (K_{i,j+1/2}^+) \text{ and } K_{i,j+1/2}^+ = \begin{cases} 0 & \text{if } a_i \leq 0, i = 1, \dots, m \\ \frac{\nu_i}{2}(1 - \nu_i)[1 - \phi(r_{i,j}^+)] & \text{else} \end{cases}$$

is the artificial viscosity coefficient (2.17) for the  $i^{\text{th}}$  equation of (3.3),  $\nu_i = a_i\lambda$ , and  $\lambda = \Delta t/\Delta x$  ;  $r_{i,j}^+ = (u_{i,j} - u_{i,j-1})/(u_{i,j+1} - u_{i,j})$ .

Note : we would take similarly

$$K_{j+1/2}^- = \text{diag} (K_{i,j+1/2}^-) \text{ where } K_{i,j+1/2}^- = \begin{cases} \frac{\nu_i(1 + \nu_i)}{2}[\phi(r_{i,j+1}^-) - 1] & \text{if } a_i \leq 0 \\ 0 & \text{if } a_i \geq 0. \end{cases}$$

Davis [1984] proposed to remove the requirement to compute the matrices  $P, P^{-1}$  by approximating the diagonal matrices  $K_{j+1/2}^\pm$  by scalar matrices, letting

$$(3.6) \quad K_{j+1/2}^\pm(r_j^\pm) = k_{j+1/2}^\pm(r_j^\pm)I$$

where the artificial viscosity coefficients  $k_{j+1/2}^\pm(r_j^\pm)$  are scalar functions of the scalar sensor  $r_j^\pm$  defined by

$$(3.7a) \quad r_j^+ = \frac{(\Delta U_{j-1/2}^n, \Delta U_{j+1/2}^n)}{(\Delta U_{j+1/2}^n, \Delta U_{j+1/2}^n)}$$



$$(3.7b) \quad r_j^- = \frac{(\Delta U_{j-1/2}^n, \Delta U_{j+1/2}^n)}{(\Delta U_{j-1/2}^n, \Delta U_{j-1/2}^n)}$$

Davis also eliminates the requirement to determine the upwind direction by taking

$$(3.8) \quad k_{j+1/2}^\pm(r_j^\pm) = \frac{1}{2}C(\nu)[1 - \phi(r_j^\pm)]$$

where the CFL-number  $\nu$  is defined by

$$(3.9) \quad \nu = \lambda \max_{1 \leq i \leq m} |a_i|$$

and

$$(3.10) \quad C(\nu) = \begin{cases} \nu(1 - \nu) & \text{if } \nu \leq 0.5 \\ \frac{1}{4} & \text{if } \nu > 0.5 \end{cases}$$

Since  $0 \leq \nu(1 - \nu) \leq \frac{1}{4}$  for  $0 \leq \nu \leq 1$ , this choice corresponds to taking the largest possible coefficient  $\nu(1 - \nu)$  in the definition of the symmetric artificial viscosity coefficient (2.19).

With these simplification,  $P$  and  $K$  commute and  $P, P^{-1}$  disappear from Davis' scheme (3.4), which takes the following symmetric (non upwind) form

$$(3.11) \quad U_j^{n+1} = U_j^n - \frac{\lambda}{2}A(U_{j+1}^n - U_{j-1}^n) + \frac{\lambda^2}{2}A^2(U_{j+1}^n - 2U_j^n + U_{j-1}^n) \\ \Delta_- \left[ \left\{ K_{j+1/2}^+(r_j^+) + K_{j+1/2}^-(r_{j+1}^-) \right\} (U_{j+1}^n - U_j^n) \right]$$

where  $K_{j+1/2}^\pm$  and  $r_j^\pm$  are defined by (3.6)-(3.8), and (3.7), respectively.

As this scheme no longer depends on the diagonalization  $A \rightarrow P^{-1}AP = \Lambda$ , it can be used without any modification for nonlinear systems.

In Davis' scheme (3.11), the artificial viscosity coefficient  $k^\pm(r^\pm) = \frac{1}{2}C(\nu)[1 - \phi(r_j^\pm)] = \frac{1}{2}\nu(1 - \nu)(1 - \phi(r^\pm))$ , for  $0 \leq \nu \leq \frac{1}{2}$ , may become insufficient in the case of 2 dimensional problems solved with a finite element spatial discretization and a 2-step Richtmyer-type time solver.

We shall choose instead, in this paper, the larger value

$$(3.12) \quad k_{j+1/2}^\pm(r_j^\pm) = \frac{\max |v_i|}{2} (1 - \phi(r_j^\pm))$$

in order to compensate for the fact that, in two space dimensions with an FEM solver, the Galerkin formulation of the Laplacian term does not always lead to the desired monotonicity properties. In particular this term no longer has the viscous effect observed for one-dimensional problems ; indeed the matrix corresponding to  $\Delta u$  is not diagonally dominant (an M-matrix) if there are obtuse angles.

An advantage of our choice (3.12) is that we recover the viscosity of a first order upwind scheme, whenever  $1 - \phi(r) \cong 1$  (the CIR-scheme can indeed be written  $u_j^{n+1} = u_j^n - \frac{\nu}{2}(u_{j+1}^n - u_{j-1}^n) + \frac{|\nu|}{2}(u_{j+1}^n - 2u_j^n + u_{j-1}^n)$ , thus providing for an easier achievement of monotonicity.

On the other hand, the main drawback lies in the reduced stability domain (just in the same manner as, say, for the diffusive equation  $u_t = \nu u_{xx}$ , the usual Euler scheme, forward in time and centered in space, is stable for  $\frac{\nu \Delta t}{(\Delta x)^2} \leq \frac{1}{2}$  : the larger  $\nu$ , the most restrictive this condition is on  $\Delta t$ ).

### 3.2. Scalar sensor

Another feature of this paper is concerned with our choice of the sensor or smoothness monitor  $r_j$  given by (3.7) in Davis' method.

We try to choose for  $r_j$ , instead of using  $U$ , a scalar dependent variable associated with the flow, such as the Mach number  $M$  or density  $\rho$ , which might be more appropriate to control the shock structure for this variable. The sensor's own monotonicity is thus directly controlled, rather than being buried in a scalar product as is the case with Davis' choice.

### 3.3. Non-scalar sensor

In the two-dimensional case for example, we might use each of the primitive variables  $\rho, u, v, p$  as its own sensor in order to extrapolate it from  $t^n$  to  $t^{n+1}$ .

If a monotonicity test shows that, say,  $\rho$  has an extremum (or a discontinuity) the accuracy of the scheme is not automatically globally reduced to first order, but only the extrapolations in time (associated with  $\rho$ ) : using, for instance, van Leer's MUSCL algorithm, one then sets the corresponding slopes, in the piecewise linear representation of  $\rho$ , equal to zero ; the scheme remains second-order accurate for the other dependent variables.

TVD schemes similar to the MUSCL algorithm and based on this strategy will therefore be less dissipative than a symmetric, Davis-type, TVD scheme based on the choice (3.7) for the sensor, or on arbitrarily choosing one of the flow variables as sensor, and using the corresponding information to compute the flux limiter for all the flow variables. In this last case, we might suffer a drastic loss of accuracy if, for instance, we had chosen the density  $\rho$  as our sensor and tried to capture a contact discontinuity : the sensor would then command a total cancellation of the anti-diffusion for all dependent variables, therewith globally reducing the accuracy to first-order for all variables, while  $p, u, v$  are in fact continuous through the contact discontinuity and should be treated with some anti-diffusion for second-order accuracy !

Another approach consists, rather than individually choosing  $\rho, u, v, p$  as their own sensors, in first diagonalizing the jacobian matrices  $A = \partial F / \partial U$ ,  $B = \partial G / \partial U$ , (cf. (4.8)) by introducing the characteristic variables  $V = P^{-1}U$ , and then taking each of these characteristic variables as its own sensor (cf. [Yee, 1985]).

## 4. FIRST-ORDER NON-OSCILLATORY TWO-DIMENSIONAL

### FEM SCHEMES

#### 4.1. Introduction

One of the problems encountered when solving system (1.1) with Finite Element spatial discretizations consists in the inclusion of an appropriate amount of viscosity in order to ensure that a Lax-Wendroff-type time discretization becomes a Lax-Wendroff-type scheme, augmented with an artificial viscosity term, and enjoying appropriate monotonicity properties.

This has been achieved by Donea [1984] and Loehner [1987].

In the present work we try to obtain quasi-second-order accurate nearly monotonic two-dimensional schemes by following the approach used, in the construction of upwind first-order FEM schemes, by Baba-Tabata [1981], who were able to prove some properties closely related to monotonicity (discrete maximum principle, positivity). Second-order time accuracy, away from extrema or stagnation points, will be provided by the use of a two-step Richtmyer-Galerkin scheme.

#### 4.2. The Baba-Tabata conservative first-order upwind scheme (two-dimensional scalar equation)

Considering the simplified scalar equation

$$(4.1) \quad u_t + \operatorname{div}(\vec{V}u) = 0 \text{ for } (x, y) \in \Omega \text{ (bounded domain in } \mathbb{R}^2)$$

and using a finite volume formulation on the barycentric cells  $C_i$  constructed around the vertices  $a_i$  of the triangles of a regular finite element triangulation of  $\Omega$  (fig.2 ;  $G_1, G_2$  are centroids,  $I$  is a midpoint ; see [Baba-Tabata 1981], [1] and section 4.4), leads, upon integrating in the  $i$ -th barycentric cell, to

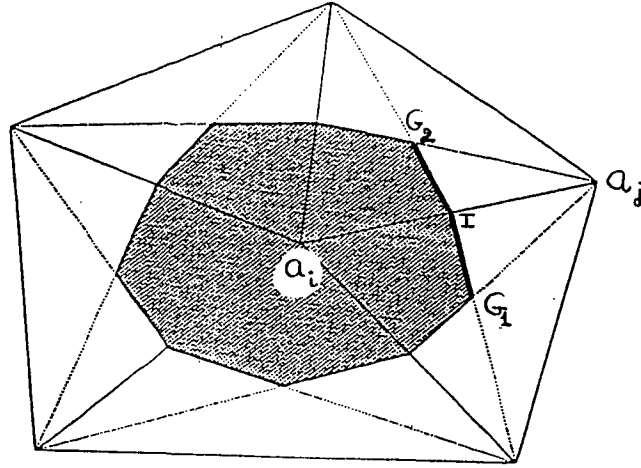
$$(4.2) \quad \int_{C_i} u_t \, dx dy = - \int_{C_i} \operatorname{div}(\vec{V}u) \, dx dy = - \int_{\partial C_i} \vec{V}u \cdot \vec{n} \, d\sigma$$

Using an explicit Euler first-order accurate time discretization gives (see fig.2, where  $\Gamma_{ij} = \partial C_i \cap \partial C_j$  and  $C_j$  is the barycentric cell constructed around a node  $a_j$  adjacent to  $a_i$ )

$$(4.3) \quad \int_{C_i} \frac{u_i^{n+1} - u_i^n}{\Delta t} \, dx dy = - \sum_{\substack{j \\ a_j \text{ adjacent to } a_i}} u_{upwind}(i, j) \int_{\Gamma_{ij}} \vec{V} \cdot \vec{n} \, d\sigma$$

where

$$(4.4) \quad u_{upwind}(i, j) \equiv \begin{cases} u_i & \text{if } \int_{\Gamma_{ij}} \vec{V} \cdot \vec{n} \, d\sigma \geq 0 \\ u_j & \text{otherwise} \end{cases}$$



**Figure 2 : Barycentric cell around  $a_i$**

This explicit scheme is positive, i.e.  $u_i^n \geq 0$  for all  $n > 0$  if  $u_0(x, y) \geq 0$ , provided that the following sufficient condition holds ([Baba-Tabata 1981], [3]) :

$$(4.5) \quad \max \|\vec{V}\| \Delta t \text{ length} (\partial C_i) \leq \text{area} (C_i)$$

for each barycentric cell  $C_i$  associated with the triangulation of  $\Omega$  (this is obviously a condition of the CFL type). It also satisfies the Maximum Principle if the divergence of  $\vec{V}$  is equal to zero.

#### 4.3. Enhancement of the artificial viscosity included in the Baba-Tabata scheme

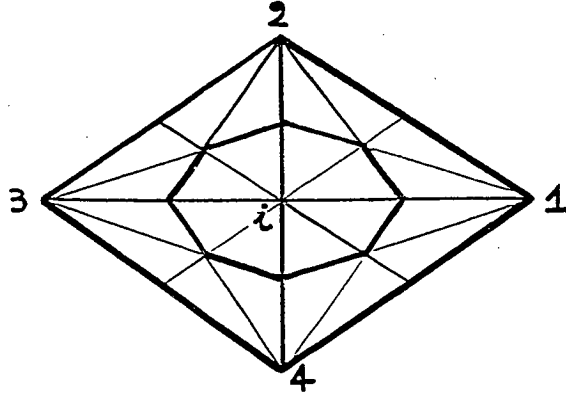
The Baba-Tabata scheme (4.3), (4.4) can be written as the sum of a centered scheme and a viscous term : if  $u_i^n$  denotes the numerical approximation of  $u$  at time  $t^n$  in the  $i$ -th barycentric cell  $C_i$ , (4.3) can be written as

$$(4.6) \quad \int_{C_i} (u_i^{n+1} - u_i^n) dx dy + \Delta t \sum_{j \text{ neighbour of } i} \frac{u_i^n + u_j^n}{2} \int_{\Gamma_{ij}} \vec{V} \cdot \vec{n} d\sigma$$

$$= \sum_{j \text{ neighbour of } i} M_{ij} (u_j^n - u_i^n) \text{ for } i = 1, 2, \dots, N_p$$

where the summation is extended to the indices of the cells  $C_j$  which are adjacent to  $C_i$ ,  $\Gamma_{ij} = C_i \cap C_j$ ,  $N_p$  is the number of nodes in the FEM triangulation  $T_h$ , and

$$(4.7) \quad M_{ij} = \frac{\Delta t}{2} \left| \int_{\Gamma_{ij}} \vec{V} \cdot \vec{n} d\sigma \right|$$



**Figure 3 : A particular case**

The second term, in the L.H.S. of (4.6), corresponds to a centered scheme, while the R.H.S. can be shown to be of diffusive character.

To give a heuristic verification of the diffusive nature of  $\sum_j M_{ij}(u_j^n - u_i^n)$ , let us consider the simplified case of figure 3 and factorize out  $M_{ij}$ , temporarily assumed to be constant:

$$\sum_{j=1}^4 (u_j - u_i) = [(u_1 - 2u_i + u_3) + (u_2 - 2u_i + u_4)]$$

which obviously approximates  $h^2 \Delta u_i$  (we have assumed that the diagonals of the quadrilateral 1234 are parallel to the axes and meet at node  $i$ , their common midpoint ; here the quadrilateral 1234 is a rhombus).

Since  $|\int_{\Gamma_{ij}} \vec{V} \cdot \vec{n} d\sigma| > 0$  we have (upon averaging these terms) a positive factor multiplying  $h^2 \Delta u_i$ , which clearly is of diffusive nature.

#### 4.4. Extension of the Baba-Tabata scheme to two-dimensional systems

The extension of these ideas to nonlinear hyperbolic systems of equations in two or three space dimensions has been done by Vijayasundaram ([1983,1986]).

For the two-dimensional system of conservation equations

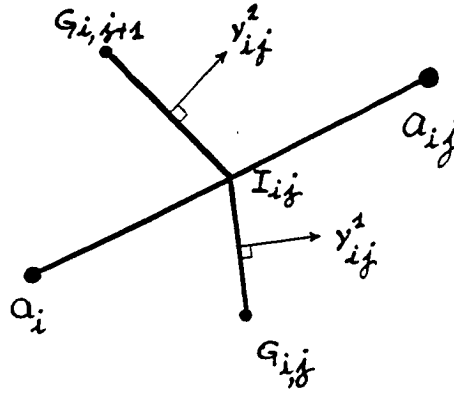
$$(4.8) \quad U_t + F(U)_x + G(U)_y = 0$$

an explicit, first-order accurate time discretization is

$$(4.9) \quad \frac{U^{n+1} - U^n}{\Delta t} + F(U^n)_x + G(U^n)_y = 0$$

Let  $\mathcal{T}_h$  be a triangulation of the computational domain  $\Omega_h \subset \mathbb{R}^2$ .

Let  $a_i$  be a node of  $\mathcal{T}_h$  and  $T_{ij}$  ( $1 \leq j \leq q_i$ ) the triangles having  $a_i$  as a vertex with a numbering corresponding to counterclockwise rotation around  $a_i$ . Let  $a_{ij}$  ( $1 \leq j \leq q_i$ ) be the nodes adjacent to  $a_i$ ; the line segment  $a_i a_{ij}$  is the common side of  $T_{ij}$  and  $T_{i,j+1}$ , with the convention that  $T_{i,q_i+1} = T_{i1}$ .  $G_{ij}$  denotes the centroid of triangle  $T_{ij}$ ,  $I_{ij}$  the middle point of  $a_i a_{ij}$ . The integration zone or barycentric cell  $C_i$  associated with node  $a_i$  is the region bounded by the line segments  $G_{i1}I_{i1}, I_{i1}G_{i2}, \dots, G_{iq_i}I_{iq_i}, I_{iq_i}G_{i1}$  (see figures 2 and 3, where the cell  $C_i$  is shaded).



**Figure 4 :** Cell-boundary element  $\Gamma_{ij}$  associated with nodes  $a_i, a_{ij}$

Let  $V_h$  be the space of scalar piecewise constant functions, constant in each cell  $C_i$ .

The approximation test function space  $W_h$  consists of piecewise constant  $d$ -dimensional vector functions constant on each cell. The approximation problem (to first-order accuracy) then consists in finding  $U_h^{n+1} \in W_h = (V_h)^d$  (with  $d=3,4$  or  $5$  depending on the number of space coordinates considered in the problem) such that

$$(4.10) \quad \int_{\Omega_h} \frac{U_h^{n+1} - U_h^n}{\Delta t} w_h \, dx dy + \int_{\Omega_h} \{F(U_h^n)_x + G(U_h^n)_y\} w_h \, dx dy = 0, \quad \forall w_h \in (V_h)^d$$

This equation holds if and only if it is satisfied coordinatewise for each scalar characteristic function  $v_h = \chi_i$  associated with the cell  $C_i$ , since these form a basis for  $V_h$ ; or iff it holds vectorwise for each  $w_h = (\chi_i)^d \in (V_h)^d$ . Equivalently, using the divergence theorem,  $U_h^{n+1}$  should satisfy

$$(4.11) \quad (U_i^{n+1} - U_i^n) \text{Area}(C_i) + \Delta t \sum_{j=1}^{q_i} \int_{\Gamma_{ij}} \{F(U_h^n)\nu_x + G(U_h^n)\nu_y\} d\sigma = 0,$$

where  $\Gamma_{ij} = \partial C_i \cap \partial C_{ij}$ ,  $C_{ij}$  being the adjacent cell centered at node  $a_{ij}$ .

Since the function  $U_h^n$  is discontinuous along the cell boundary element  $\Gamma_{ij} = [G_{ij}I_{ij}; I_{ij}G_{i,j+1}]$  the flux functions  $F(U_h^n)$  and  $G(U_h^n)$  cannot be defined in a unique manner; they depend on their piecewise constant values in the cells  $C_i, C_{ij}$  on both sides of  $\Gamma_{ij}$ . Following [Baba-Tabata, 1981], [Vijayasundaram, 1986], [Angrand et al. 1983], we

introduce flux-splitting and upwinding in the computation of these flux functions. Defining (fig.4)

$$(4.12) \quad \begin{cases} \nu_{ij}^1 = (\nu_{xij}^1, \nu_{yij}^1) = \text{unit normal to } G_{ij}I_{ij}, \text{ pointing outward of } C_i \\ \nu_{ij}^2 = (\nu_{xij}^2, \nu_{yij}^2) = \text{unit normal to } I_{ij}G_{i,j+1}, \text{ pointing outward of } C_i \\ \eta_{xij} = \nu_{xij}^1 \text{ length}(G_{ij}I_{ij}) + \nu_{xij}^2 \text{ length}(I_{ij}G_{i,j+1}) \\ \eta_{yij} = \nu_{yij}^1 \text{ length}(G_{ij}I_{ij}) + \nu_{yij}^2 \text{ length}(I_{ij}G_{i,j+1}) \end{cases}$$

we can write system (4.11) as

$$(4.13a) \quad (U_i^{n+1} - U_i^n) \text{Area}(C_i) + \Delta t \sum_{j=1}^{q_i} H_{ij}^n = 0$$

where the values of the fluxes  $F(U_h^n), G(U_h^n)$  in the numerical boundary integral approximating (4.11) :

$$(4.13b) \quad H_{ij}^n = [\eta_{xij}F^n + \eta_{yij}G^n]_{\Gamma_{ij}}$$

will be determined with the help of flux-splitting and upwinding.

#### 4.4.1. Flux-splitting and upwinding

The assumed hyperbolicity of system (4.8) means that for any  $(\alpha_1, \alpha_2) \in \mathbb{R}^2$  and  $U \in \mathbb{R}^d$ , the eigenvalues of the matrix

$$(4.14) \quad M = \alpha_1 F'(U) + \alpha_2 G'(U)$$

are real, and the matrices  $M$  are uniformly diagonalizable, i.e. there exists, for each couple  $(\alpha_1, \alpha_2)$ , a matrix  $T_{\alpha_1 \alpha_2}(U)$  such that

$$(4.15) \quad M = T_{\alpha_1 \alpha_2}(U) \Lambda_{\alpha_1 \alpha_2}(U) T_{\alpha_1 \alpha_2}^{-1}(U) \text{ or equivalently } T^{-1}MT = \Lambda$$

where  $\Lambda = \Lambda_{\alpha_1 \alpha_2}(U)$  is a diagonal matrix having the same eigenvalues as  $M$  (see [Steger-Warming, 1981] p. 280,289). Moreover, for the Euler equations the flux functions  $F, G$  are homogeneous of order 1, i.e.  $F(\lambda U) = \lambda F(U)$ , so that

$$(4.16) \quad F(U) = F'(U) \cdot U, \quad G(U) = G'(U) \cdot U$$

With these properties, the numerical boundary integrals  $H_{ij}^n$  of equation (4.13) can be written

$$(4.17a) \quad H_{ij}^n = [\eta_{xij}F'(U_h^n) + \eta_{yij}G'(U_h^n)]U_h^n \equiv P_{ij}(U_h^n) \cdot U_h^n$$

where  $P_{ij}$  can be factorized according to (4.15), and partitionned as in [Steger-Warming, 1981] :

$$(4.17b) \quad P_{ij} = T_{ij} \Lambda_{ij} T_{ij}^{-1} = P_{ij}^+ + P_{ij}^- \equiv T_{ij} \Lambda_{ij}^+ T_{ij}^{-1} + T_{ij} \Lambda_{ij}^- T_{ij}^{-1}$$

Introducing

$$(4.17c) \quad P_{ij/2}^{\pm} = P_{ij}^{\pm} \left( \frac{U_i^n + U_j^n}{2} \right)$$

and following [Vijayasundaram, 1983], we can choose the upwinding

$$(4.18) \quad H_{ij}^n = (P^+)_{ij/2}^n U_i^n + (P^-)_{ij/2}^n U_j^n$$

in (4.13), and obtain an explicit, first-order accurate flux-splitting upwind FEM-FVM scheme for the 2-dimensional Euler equations :

$$(4.19) \quad U_i^{n+1} = U_i^n - \frac{\Delta t}{Area(C_i)} \left\{ \sum_{j=1}^{q_i} \left[ (P^+)_{ij/2}^n U_i^n + (P^-)_{ij/2}^n U_j^n \right] \right\}$$

Notice that scheme (4.19) can be written in Osher's semi-discrete form

$$(4.20a) \quad area(cell_i) \frac{\partial U}{\partial t} + \sum_{j \text{ neighbour of } i} \Phi(U_i, U_j, \vec{\eta}_{ij}) = 0$$

where the nodes  $a_i, a_j (j = 1, \dots, q_i)$  have been relabelled  $i, j$  and  $j$  is simply one of the nodes adjacent to node  $i$ , and

$$(4.20b) \quad \vec{\eta}_{ij} = \int_{\Gamma_{ij}} \vec{n} \, d\sigma \equiv \begin{pmatrix} \eta_{xij} \\ \eta_{yij} \end{pmatrix}$$

with  $\Gamma_{ij} \equiv \partial cell_i \cap \partial cell_j = G_1 I G_2$  on fig. 2.

In the sequel, we shall also consider schemes (4.20) for which the values of  $F, G$  in the boundary integral  $\int_{\Gamma_{ij}}$  appearing in (4.11) are obtained with the help of an approximate Riemann solver, rather than with the above Baba-Tabata upwinding strategy.

We shall consider in particular Osher's approximate Riemann solver, written in the schematic form

$$(4.21a) \quad \Phi(U_i, U_j, \vec{\eta}_{ij}) = \frac{1}{2} \left[ H(U_i) + H(U_j) - \int_{U_i}^{U_j} |P(U)| dU \right]$$

where

$$(4.21b) \quad H(U) = \eta_{xij} F(U) + \eta_{yij} G(U), \quad P(U) = \frac{\partial H(U)}{\partial U}$$

(see [Osher-Solomon, 1982], [Osher, 1984], [Osher-Chakravarthy, 1984]).

## 5. $P_1$ -GALERKIN, FINITE-VOLUME GALERKIN, RICHTMYER-

### GALERKIN SCHEMES



### 5.1. Finite Element / Finite Volume Galerkin schemes

Multiplying the scalar equation (4.1),  $u_t + \text{div}(\vec{V}u) = 0$ , by a basis function  $\phi_i$  associated, at node  $i$ , with a  $P_1$ -Finite Element triangulation  $\mathcal{T}_h$  and integrating by parts leads to

$$(5.1) \quad (u_t, \phi_i) - (u\vec{V}, \text{grad } \phi_i) = 0$$

and thus to the  $P_1$ -Galerkin scheme for (4.1) :

$$(5.2) \quad (u_t, \phi_i) - \sum_{j \text{ neighbour of } i} \text{area}(T_j) \cdot (u\vec{V})|_{T_j} \cdot (\text{grad } \phi_i)|_{T_j} = 0$$

where  $(\cdot, \cdot)$  denotes the usual  $L^2$ -inner product,  $(u\vec{V})|_{T_j}$  is some average of  $u\vec{V}$  on triangle  $T_j$ , and

$$(5.3) \quad (\text{grad } \phi_i)|_{T_j} = \int_{T_j} \text{grad } \phi_i \, dx dy / \text{Area}(T_j) = \int_{G_1 G_2} \vec{n} d\sigma / \text{Area } T_j$$

As a preparation for subsequent use in the construction of non-oscillatory schemes, and to establish a link between the Baba-Tabata scheme and the  $P_1$ -Galerkin scheme (5.2), it is convenient to introduce a variant of the latter schemes, the "Finite Volume Galerkin" formulation, obtained by integrating (4.1) on the barycentric cell centered at node  $i$  of  $\mathcal{T}_h$ , using Green's theorem, and choosing a constant value  $(u\vec{V})|_I$  for the function  $u\vec{V}$  along the cell boundary element  $G_1 I G_2$ :

$$(5.4) \quad \text{Area}(cell_i) \frac{\partial u_i}{\partial t} + \sum_{j \text{ neighbour of } i} (u\vec{V})|_I \int_{G_1 I G_2} \vec{n} \, d\sigma = 0$$

where  $I$  is the midpoint of side  $ij$  and  $G_1, G_2$  are the centroids of the two triangles sharing  $ij$  as a common side ; the sum is taken over the vertices  $j$  which are endpoints of sides issuing from  $i$ . The relationship with the Baba-Tabata scheme rests on the following elementary property.

Lemma 5.1 *The schemes (5.2) and (5.4) are identical if*

- (i) *Mass matrix lumping by line summation is applied to (5.2)*
- (ii) *The following numerical quadratures are applied*  
- *for (5.2) :*

$$(5.5a) \quad (u\vec{V})|_T \cong \frac{1}{3}(u_i \vec{V}_i + u_j \vec{V}_j + u_k \vec{V}_k)$$

*where  $i, j, k$  are the vertices of triangle  $T$*   
- *for (5.4) :*

$$(5.5b) \quad (u\vec{V})|_I \cong \frac{1}{2}(u_i \vec{V}_i + u_j \vec{V}_j)$$

Introducing (ii) in (5.4), using lemma 5.1, and choosing  $\vec{V} = \text{constant}$ , on the other hand, in (4.6) written in the form

$$(5.6) \quad \text{area}(\text{cell}_i) \frac{\partial u_i}{\partial t} + \sum_{j \text{ neighbour of } i} \left( \frac{u_i + u_j}{2} \right) \int_{G_1 I G_2} \vec{V} \cdot \vec{n} \, d\sigma = \frac{1}{2} \left[ \sum_{j \text{ neighbour of } i} (u_j - u_i) \int_{G_1 I G_2} \vec{V} \cdot \vec{n} \, d\sigma \right]$$

we find that the Baba-Tabata scheme can be considered, in the case  $\vec{V} = \text{constant}$ , as a Finite Volume Galerkin /  $P_1$ -Galerkin scheme augmented with an artificial (numerical) diffusion term (the right-hand side of (5.6)).

From this observation, we foresee two promising ways to construct quasi-second-order accurate oscillation-free schemes :

- (i) Start from a Galerkin formulation and add some (TVD-theory controlled) artificial viscosity, second-order accuracy being aimed at by using a 2-step Richtmyer-type time discretization to be described in the next sub-section. This will be named the Richtmyer-Galerkin-TVD-viscous approach (section 7.1).
- (ii) Use the barycentric cell-Finite Volume approach combined with some upwinding. Here again, TVD-theory can be used to obtain an oscillation-free scheme. As the generalized Baba-Tabata approach is only first-order accurate, we must improve the accuracy, and one possible way to do so is to construct a hybrid between a Finite Volume Galerkin scheme and an upwind scheme. (see section 7.3).

## 5.2. Richtmyer-Galerkin schemes

To solve a two-dimensional system of hyperbolic conservation equations

$$(5.7) \quad \begin{cases} U_t + F(U)_x + G(U)_y = 0 \\ + \text{boundary conditions} \end{cases}$$

(in our particular context (5.7) will represent the two-dimensional Euler equations for ideal compressible flow), where  $U(x, y, t) = (u_k(x, y, t))$  is a vector in  $\mathbb{R}^m$ , we shall also use a two-step Richtmyer-type scheme based on a Finite Element spatial discretization ([Angrand et al., 1983], [Angrand-Dervieux, 1984]).

We consider a triangulation  $\mathcal{T}_h$  of a polygonal domain  $\Omega_h$  which approximates the domain of interest  $\Omega$  of the flow ( $h$  is a small positive parameter), and introduce the spaces

$$(5.8) \quad \left\{ \begin{array}{l} H_h = \{v \in L^2(\mathbb{R}^2) ; v \text{ is continuous ; } v \text{ is linear on each triangle } T \in \mathcal{T}_h\} \\ K_h = \{v \in L^2(\mathbb{R}^2) ; v \text{ is constant on each triangle } T \in \mathcal{T}_h\} \\ V_h = H_h \cap H^1(\mathbb{R}^2) \\ S_h = \{v \in L^2(\mathbb{R}^2) ; v|_{\text{cell}(i)} = \text{constant for each barycentric cell constructed on} \\ \text{the nodes } i \text{ of } \mathcal{T}_h\} \end{array} \right.$$

(see section 4), i.e.  $v \in S_h$  is piecewise constant, constant on each barycentric cell associated with  $\mathcal{T}_h$ .

Since the consistent mass matrix of the  $P_1$ -Galerkin discretization we would normally obtain is not diagonal, we introduce, to reduce computing costs, and following [Ushijima, 1979], [Baba-Tabata, 1981] and [Ikeda, 1983], a mass-lumping operator  $\sum_0$  defined as the trivial projection from space  $V_h$  on to  $S_h$  :

$$(5.9) \quad \left\{ \begin{array}{l} \forall v \in V_h, \sum_0 v \in S_h \text{ with} \\ \sum_0 v|_{\text{cell } i} = v(i) \text{ for each node } i \text{ of } \mathcal{T}_h \end{array} \right.$$

Then a natural adaptation of Richtmyer's method, in the context of Finite Element spatial discretizations, consists in considering a  $P_0$ - predictor step  $U^n \rightarrow U^P = (U_k^P)_{k=1}^m$  (each component  $u_k^P$  of  $U^P$  is constant on each triangle  $T \in \mathcal{T}_h$ ), using a control volume (resp. area) formulation, and a  $P_1$ -corrector step, somewhat simplified with the help of the mass-lumping operator  $\sum_0$ .

Lerat and Peyret [1973] have shown that it may be profitable to introduce the length of the first time step as a parameter, writing the corresponding Richtmyer-Galerkin scheme as follows :

Step 1 : Predictor

$$U^n = (u_1^n, \dots, u_m^n) \in (V_h)^m \longrightarrow U^P \in (K_h)^m, \text{ for each } T \in \mathcal{T}_h \text{ and } k = 1, \dots, m$$

$$(5.10a) \quad u_k^P(T) = \frac{1}{\text{area}(T)} \left\{ \int \int_T u_k^n \, dx dy - \alpha \Delta t \int_{\partial T} [F_k(U^n)n_x + G_k(U^n)n_y] d\sigma \right\}$$

Step 2 : Corrector

$$U^P \rightarrow U^{n+1} \in (V_h)^m \text{ such that}$$

For each  $\phi = (\phi_k) \in (V_h)^m$  and  $k = 1, \dots, m$  :

$$(5.10b) \quad \int \int_{\Omega} \sum_0 \left[ \frac{u_k^{n+1} - u_k^n}{\Delta t} \right] \sum_0 \phi_k \, dx dy = \int \int_{\Omega}^* \left\{ \beta_1 \left[ F_k(U^n) \frac{\partial \phi_k}{\partial x} + G_k(U^n) \frac{\partial \phi_k}{\partial y} \right] + \beta_2 \left[ F_k(U^P) \frac{\partial \phi_k}{\partial x} + G_k(U^P) \frac{\partial \phi_k}{\partial y} \right] \right\} dx dy - \int_{\partial \Omega_h}^* \phi_k [F_k(U^n)n_x + G_k(U^n)n_y] d\sigma$$

where  $\beta_1 = \frac{2\alpha-1}{2\alpha}$ ,  $\beta_2 = \frac{1}{2\alpha}$ .

According to the one-dimensional study [Lerat-Peyret, 1973], we take for the optimal length of the first step

$$\alpha = 1 + \frac{\sqrt{5}}{2}$$

as numerical experiments have shown this choice to be advantageous, even for the computation of two-dimensional stationary shocks.

Numerical integration is necessary to compute the nonlinear terms (see the integrals indicated by \*) :

- (a) a quadrature with lower accuracy is sufficient for the boundary integral in (5.10a), since it will be multiplied by  $(\Delta t)^2$  in the resulting scheme
- (b) a finer quadrature, exact for  $P_2$ -integrands, is needed for integrals with stars in the corrector (5.10b).

Notice that :

- (1) the last integral in (5.10b) (boundary fluxes) is not centered in time, for simplicity, and therefore only first-order accurate, although second-order accuracy is indeed preserved for steady-state computations. A more sophisticated variant using a boundary predictor and time centered boundary fluxes has also been tested, but brought no substantial improvements.
- (2) For  $\alpha = \frac{1}{2}$  (midpoint rule for the time integration, with the midpoint values given by the predictor), scheme (5.10) reduces essentially to the Taylor-Galerkin scheme introduced by J. Donea [1984] and studied in [Loehner-Morgan et al, 1987].

## 6. STABILIZATION OF CENTERED SCHEMES

The (first or second-order accurate) Galerkin, Finite-Volume Galerkin, and Richtmyer-Galerkin schemes introduced in section 5 do not satisfy, in their conservation law formulation, the maximum principle or the conservation of positivity property which apply to Godunov's and other first-order monotone schemes.

To obtain these properties, it is necessary to introduce an appropriate viscous term in these schemes. Unfortunately, the spatial diffusion operators constructed with the Galerkin method seem to achieve this goal in a very unsatisfactory manner. In particular, the resulting matrices may cease to be M-matrices, as encountered, for example, in Baba-Tabata's scheme, as soon as obtuse angles appear in the triangulation ; this may be a serious nuisance for 3-dimensional calculations, as it is difficult to retriangulate to eliminate small/obtuse trihedral angles.

By contrast, viscosities of the form

$$(6.1) \quad \text{area}(\text{cell}_i) u_i \longrightarrow \text{area}(\text{cell}_i) u_i + \sum_{j \text{ neighbour of } i} \alpha_{ij}(u_j - u_i)$$

allow for an efficient reinforcement of positivity for the scheme, while maintaining its conservation form.

Here are, among others, two manners to obtain this type of viscosity :

- (i) Method I (“MC-MD” method), using the difference between the mass matrices MC, MD.

This method, which has been used in [Loehner et al, 1987], [Donea et al], consists in introducing, for the viscosity operator, the difference between the  $P_1$ -Galerkin consistent mass matrix MC and the diagonalized (approximate) mass matrix MD.

A straightforward calculation shows that in two dimensions the viscosity coefficients  $\alpha_{ij}$  are then given by

$$(6.2) \quad \alpha_{ij} = \frac{1}{12} \frac{\text{area}(T_{ij}^+) + (T_{ij}^-)}{\text{area}(\text{cell}_i)}$$

where  $T_{ij}^+, T_{ij}^-$  are the two triangles of  $\mathcal{T}_h$  adjacent to side  $ij$ .

This approach does not take into account the length of the time step  $\Delta t$  and the velocity of the underlying waves, and may therefore lead to schemes with rather unsophisticated viscosities such as, e.g., the Lax-Friedrichs scheme.

- (ii) Method II (Upwinding method)

A convenient way to construct a more flexible viscosity consists in introducing the numerical viscosity generated by the upwinding of the Baba-Tabata method.

Here the viscosity coefficients are given by

$$(6.3) \quad \alpha_{ij} = \frac{\Delta t}{2} \left| \int_{\partial C_i \cap \partial C_j} \vec{V} \cdot \vec{n} \, d\sigma \right|$$

A careful study of these two viscosities (i)-(ii) leads to the following comments :

In the one-dimensional case, the “MC-MD”-viscosity can be combined very efficiently with the Lax-Wendroff scheme to yield a monotonous method, the “MC-MD”-viscosity adding itself in a natural way to the viscous effects of the Lax-Wendroff second derivative term.

In the two-dimensional case, we somehow heuristically expect the “MC-MD”- method to enjoy the same property ; although we have not proved it, it seems to be fairly well verified by numerical tests.

On the other hand, the viscous term generated by upwinding is designed to match a first-order centered derivative for monotonicity, and not a Lax-Wendroff-type second derivative.

## 7. QUASI-SECOND-ORDER ACCURATE SCHEMES

In this section we shall describe, as anticipated in the end of section 5.1, oscillation-free finite element schemes which are nearly second-order accurate (i.e. second-order accurate away from shocks or other extremas).

### 7.1. Richtmyer-Galerkin scheme with symmetric TVD artificial viscosity

For the part of the computations described in this paper which has been performed with a Richtmyer-Galerkin scheme augmented with artificial viscosity, we have used a viscosity of type “MC-MD” (see (6.1)-(6.2)) to stabilize the scheme.

The Richtmyer-Galerkin scheme used here corresponds to the choice  $\alpha = \frac{1}{2}$ ,  $\beta_1 = 0$ ,  $\beta_2 = 1$  in (5.10) : using the equivalence mentioned in lemma 5.1 between the  $P^1$ -Galerkin and the Finite Volume Galerkin formulations, we can reduce (5.10a) to the following (coordinatewise) form.

Predictor step  $U^n = (u_k^n) \in (V_h)^m \longrightarrow U^P = (u_k^P) \in (K_h)^m$  such that

$$(7.1a) \quad \text{area}(T) (u_k^P)_T = \int_T u_k^n dx dy - \frac{\Delta t}{2} \int_{\partial T} [F_k(U^n)n_x + G_k(U^n)n_y] d\sigma$$

for each triangle  $T \in \mathcal{T}_h$ , and  $k = 1, \dots, m$ .

The corrector step (5.10b) can similarly be brought to the simplified form

Corrector step

$$U^P \longrightarrow U^{n+1} = (u_k^{n+1}) \in (V_h)^m :$$

$$(7.1b) \quad \text{area}(\text{cell}_i) \{ (u_k^{n+1})_i - (u_k^n)_i \} = -\Delta t \sum_{T \text{ neighbour of } i} \int_{\partial \text{cell}_i \cap T} [F_k(U^P)n_x + G_k(U^P)n_y] d\sigma$$

+ boundary fluxes.

In the Richtmyer-Galerkin TVD-viscous scheme, we then add an artificial viscosity term with a TVD-controlled coefficient  $k_{ij}$  (“artificial viscosity limiter”) ; the proposed scheme can be written (vectorwise) as

$$(7.1c) \quad \text{area}(\text{cell}_i) (U_i^{n+1} - U_i^n) = -\Delta t \left\{ \begin{array}{l} \sum_{T \text{ neighbour of } i} \int_{\partial \text{cell}_i \cap T} [F(U^P)n_x + G(U^P)n_y] d\sigma \\ + \sum_{j \text{ neighbour of } i} k_{ij} \alpha_{ij} (U_j^n - U_i^n) \end{array} \right\}$$

+ boundary fluxes

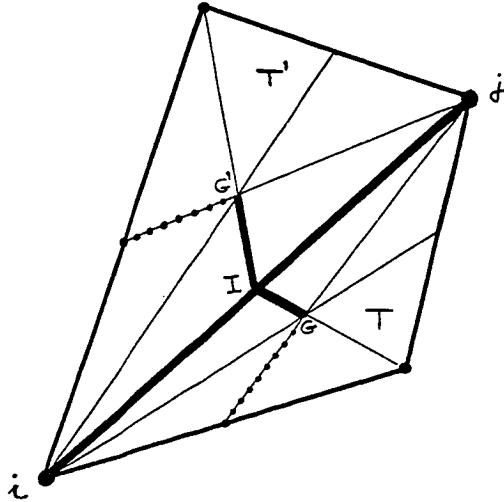
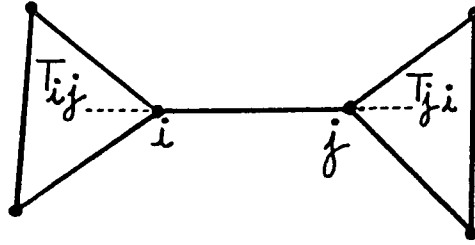


Figure 5

where  $\alpha_{ij}$  is the viscosity coefficient defined in section 6 with the help of MC-MD,  $U_i^n = ((u_1^n)_i, \dots, (u_m^n)_i)$  is the projection of the piecewise linear vector function  $U^n \in (V_h)^m$  by  $\sum_0$  on  $S_h$ , which is constant on  $cell_i$  (the barycentric cell centered at node  $i$ ), and the artificial viscosity limiter  $k_{ij}$ , controlling the amount of viscosity added to the Richtmyer-Galerkin scheme, is defined as follow.

Construction of  $k_{ij}$  Using the Mach number  $M$  as a sensor and following the one-dimensional approach defined by Davis, we need, for each cell-boundary element  $\{GI, IG'\}$  (fig.5) four values of the sensor  $S$  at four points  $i, j, "i - 1", "j + 1"$  on the same line, the latter points being fictitious and such that the segments  $["i - 1", i], [i, j], [j, "j + 1"]$  have the same length (see fig.6).



**Figure 6 :** Fictitious values at the fictitious nodes

To compute the fictitious values  $S_{i-1}^*, S_{j+1}^*$  at " $i - 1$ ", " $j + 1$ ", we introduce the nodal gradients  $grad S(i), grad S(j)$  :

$$(7.2) \quad grad S(i) = (\int \int \phi_i grad S dx dy) / \int \int \phi_i dx dy$$

where  $\phi_i$  is the  $P_1$ -FEM basis function associated to node  $i$ , and using the nodal values  $S(i), S(j)$  we generate the fictitious values

$$(7.3) \quad \begin{cases} S_{i-1}^* = S(i) - 2 grad S(i) \cdot \vec{i}j + [S(j) - S(i)] \\ S_{j+1}^* = S(j) + 2 grad S(j) \cdot \vec{i}j - [S(j) - S(i)] \end{cases}$$

From these four consecutive values we now compute Sweby's variation ratios, defined by (2.3) :

$$(7.4) \quad r_{ij}^+ = \frac{S_i - S_{i-1}^*}{S_j - S_i}, \quad r_{ij}^- = \frac{S_{j+1}^* - S_j}{S_j - S_i}$$

We can now apply Davis' formulation (2.18)-(2.19) by introducing the forward/backward artificial viscosity limiters

$$(7.5) \quad \begin{aligned} k_{ij}^+ &= \frac{1}{2} |\nu| (1 - |\nu|) [1 - \phi(r_{ij}^+)] \\ k_{ij}^- &= \frac{1}{2} |\nu| (1 - |\nu|) [1 - \phi(r_{ij}^-)] \end{aligned}$$

whence, according to (2.20), we deduce the effective artificial viscosity limiter to be used in (7.1c) :

$$(7.6) \quad k_{ij} = k_{ij}(r_{ij}^+, r_{ij}^-) = \max(k_{ij}^+, k_{ij}^-)$$

To get an idea of the amount of viscosity introduced by the last term of the corrector equation (7.1c), we have first set  $k_{ij} \equiv 1$  for all  $i, j$  thus obtaining the highest possible level of viscosity ; the results obtained for the test case of Sod's shock tube problem [Sod, 1978] are presented in fig.7.

On the other hand, when the limiters  $k_{ij}$  are defined as in (7.6) by Davis' formula, we obtained a substantial improvement in the accuracy (see fig.8, where the shock is sharp (3 points) and the contact discontinuity is captured in approximately 7 points) ; nevertheless we do not consider the resolution to be satisfactory.

The same scheme has been applied to solve the problem of an unsteady flow in a channel with a cylindrical bump ([Rizzi-Viviand, 1981]).

For the numerical calculations presented in fig.85, we find that full convergence has not been attained, thus leading to entropy lines which do not follow the streamlines closely enough.

The shock, nevertheless, remains sharp, although the isomach-lines appear to be fairly rounded in the upper part of the shock.



Figure 7: Shock tube for the first-order version

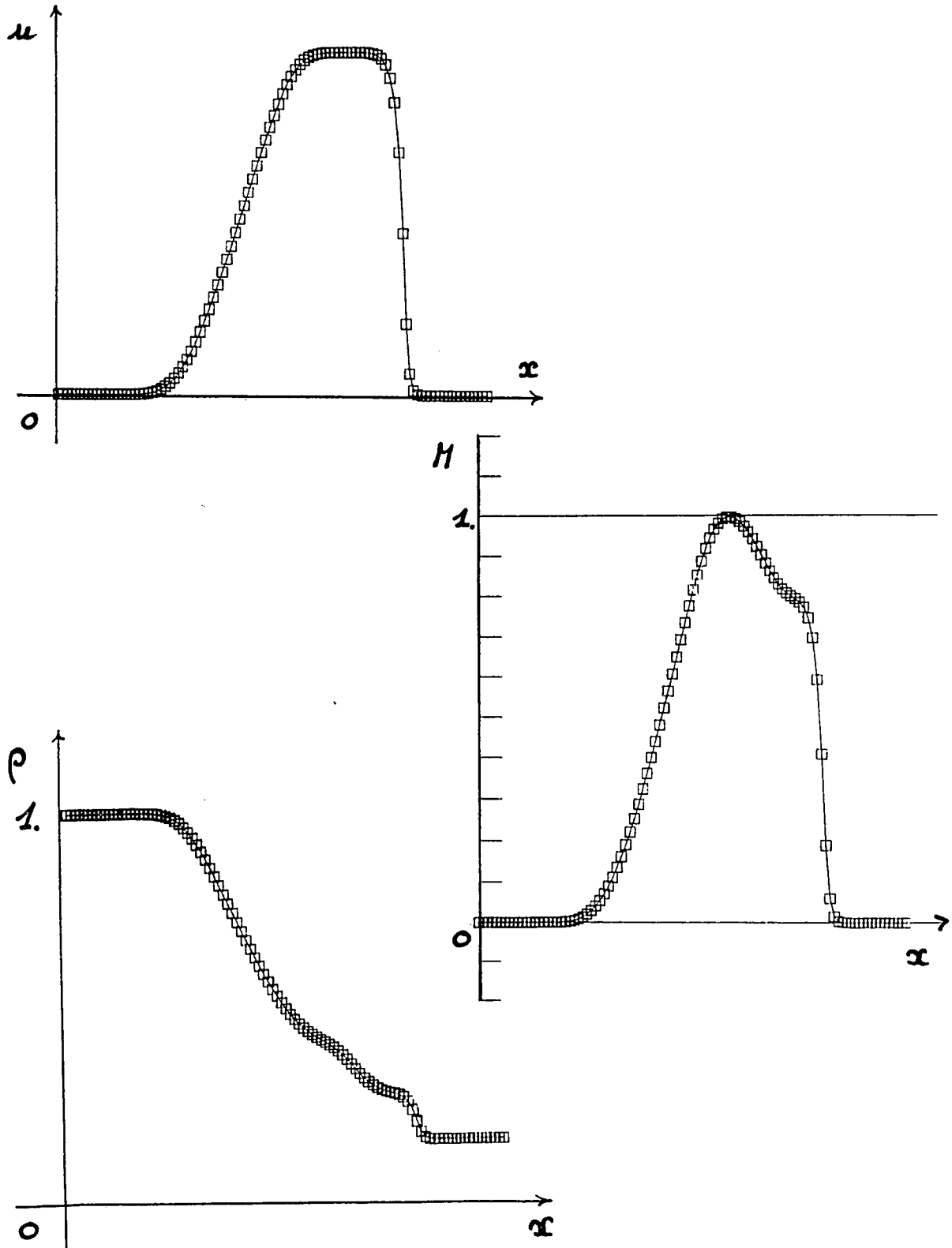
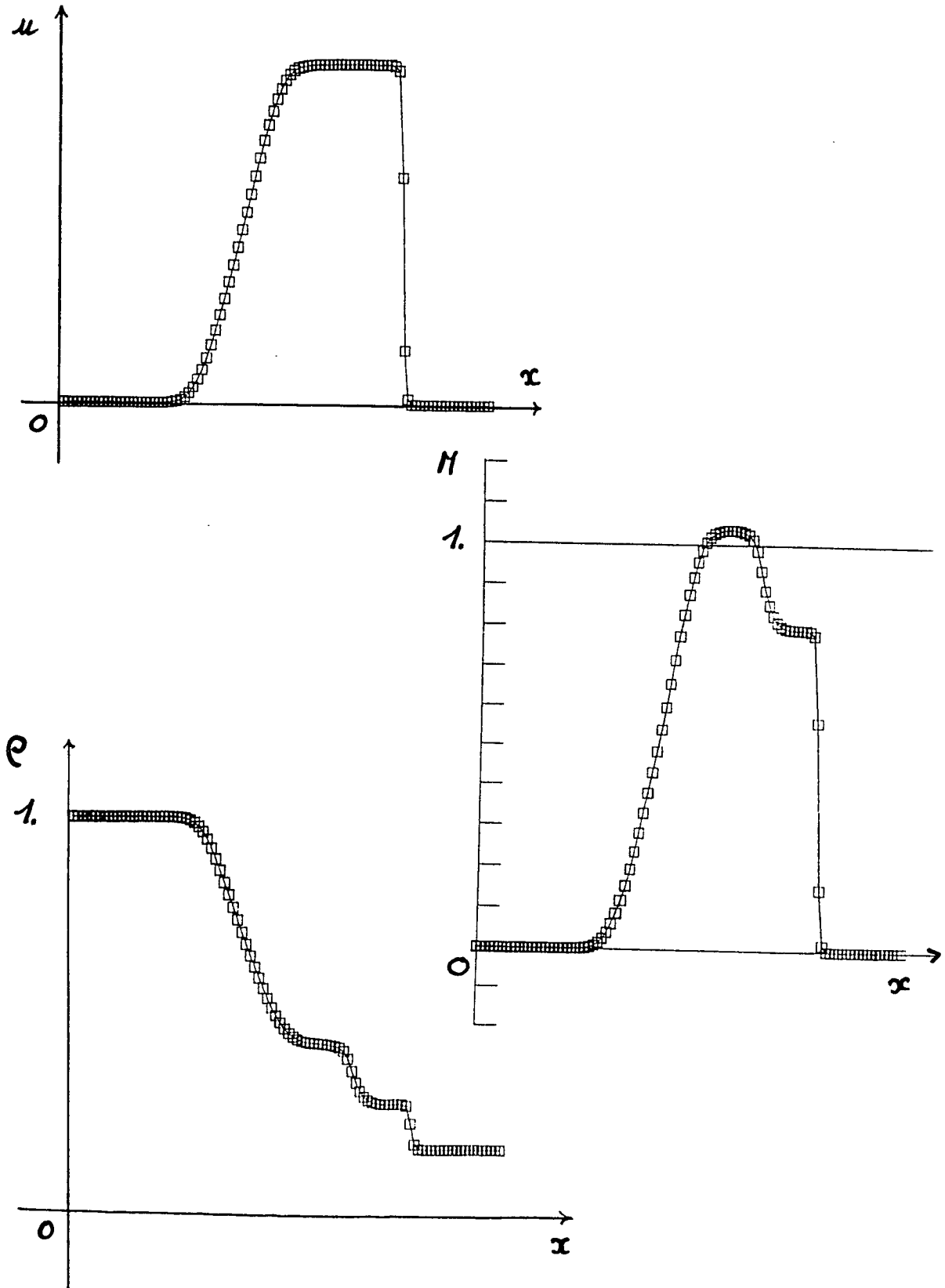
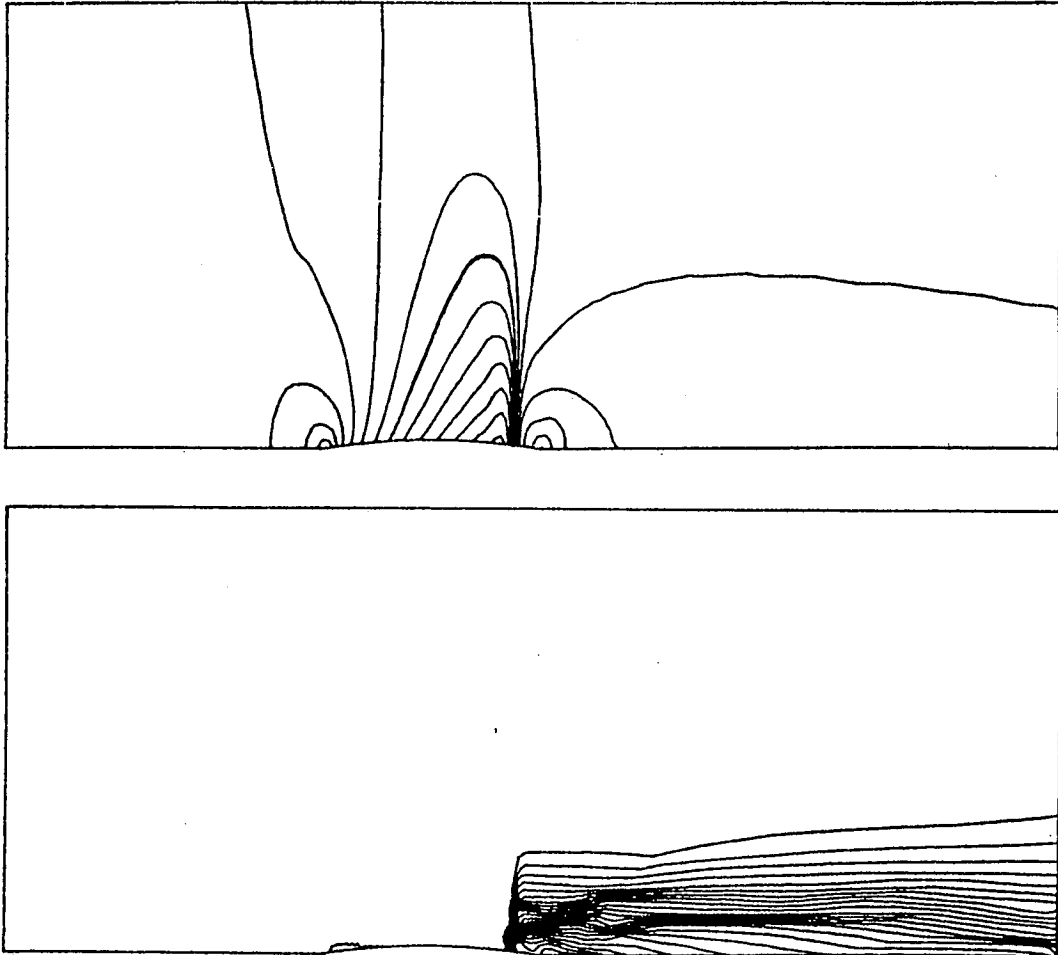


Figure 8: Shock tube for the TVD version



**Figure 7:** Transonic channel flow  
Richtmyer-Galerkin scheme with TVD-controlled viscosity



## 7.2. Richtmyer-Galerkin / Osher Upwind hybrid scheme

The Richtmyer-Galerkin scheme with symmetric TVD-controlled artificial viscosity presented in section 7.1 has two major drawbacks :

- (i) We have no guarantee that the combination of the segment-wise viscosity generated in 7.1 and the Lax-Wendroff second-order terms will ensure positivity.
- (ii) The artificial viscosity introduced by (7.1)-(7.6) may be much too large owing to the fact that, being a scalar viscosity, it does not take into account the velocities of the waves associated with the flow.

Moreover, it is of Lax-Friedrichs type and, therefore only conditionally consistent.

We shall resort to Osher's approximate Riemann solver, which will appear within a barycentric combination of the (symmetric, second-order accurate) Richtmyer-Galerkin scheme and Osher's first-order flux decomposition upwind scheme.

In this hybrid scheme, the Lax-Wendroff term will completely disappear when the scheme switches to Osher's upwind scheme. We observe here that the symmetric terms included in Osher's formulation, of the form  $[H(U_i) + H(U_j)]/2$ , differ from those included in the Richtmyer-Galerkin scheme, which have the form  $H((U_i + U_j)/2)$ , and are more stable in a nonlinear context.

The proposed Richtmyer-Galerkin / Osher upwind hybrid scheme can be written with the same predictor step (7.1a) as in our first scheme (7.1), and the following :

Corrector step :

$$(7.7a) \quad \text{area}(\text{cell}_i)(U_i^{n+1} - U_i^n) = - \Delta t \left\{ \sum_{j \text{ neighbour of } i} (1 - k_{ij}) \left[ \int_{GI} (F(U^P)|_T n_x + G(U^P)|_T n_y) d\sigma + \int_{IG'} (F(U^P)|_{T'} n_x + G(U^P)|_{T'} n_y) d\sigma \right] - k_{ij} \Phi^{Osher}(U_i, U_j, \vec{\eta}_{ij}) \right\}$$

where

$$(7.7b) \quad \vec{\eta}_{ij} = \int_{\partial \text{cell}_i \cap \partial \text{cell}_j} \vec{n} d\sigma$$

and  $\Phi^{Osher}$  is the numerical flux 4.21 corresponding to Osher's upwind flux splitting scheme (see e.g. [Osher-Chakravarthy, 1984, 1983]), and  $k_{ij}$  is the artificial viscosity limiter defined in section 7.1.

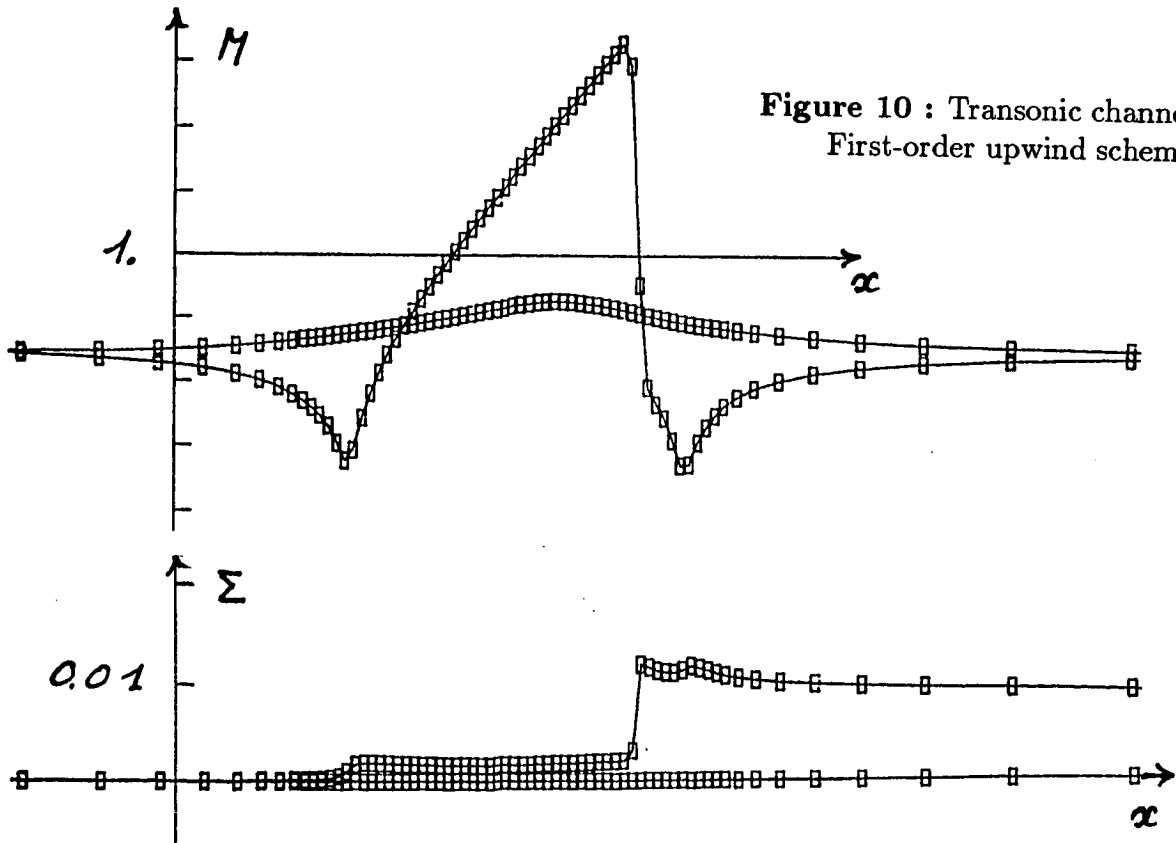

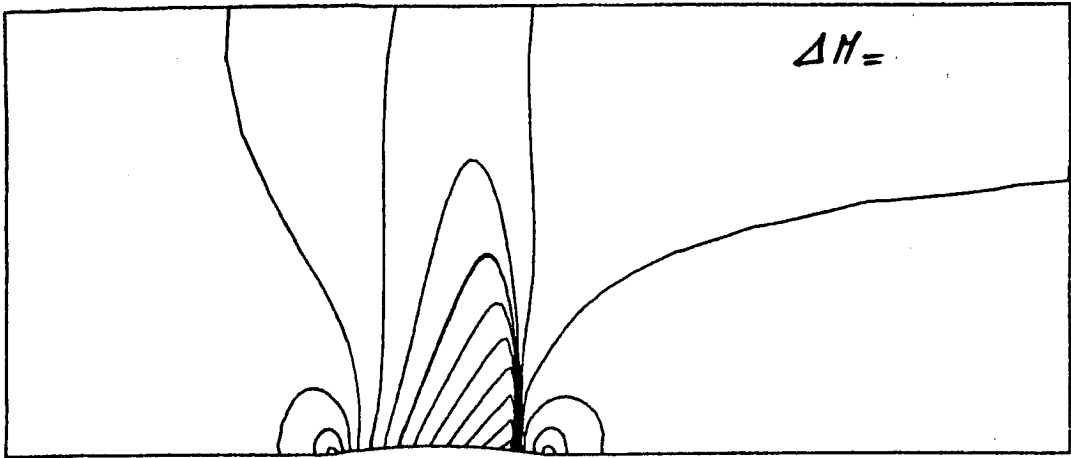
For this second scheme, too, we found it interesting to compare the first-order version obtained by choosing  $k_{ij} \equiv 1$  (i.e. Osher's first-order upwind scheme) with the hybrid version (7.7).

This comparison was first performed for the test problem of an unsteady flow through a channel with a cylindrical bump mentioned in section 7.1.

For this problem the first-order scheme already gives fairly good results (fig.10), and the only significant improvement brought by the second-order scheme concerns the isentropic lines (fig.11).

In the second test case of a supersonic flow past a cylinder at  $M_\infty = 8$ , we obtain a better evidence of the higher accuracy of the quasi-second-order hybrid scheme for the capture of the shock (fig.12).

A less academic test case is a flow around a "space van", for which we present, for illustration of what can be an non-structured triangulation, a (partial) view of the mesh and Mach contours for a farfield Mach number of 8; the mesh was destructured by local refinement and is still rather coarse; the TVD version is applied and produces a rather stable result (fig.13)



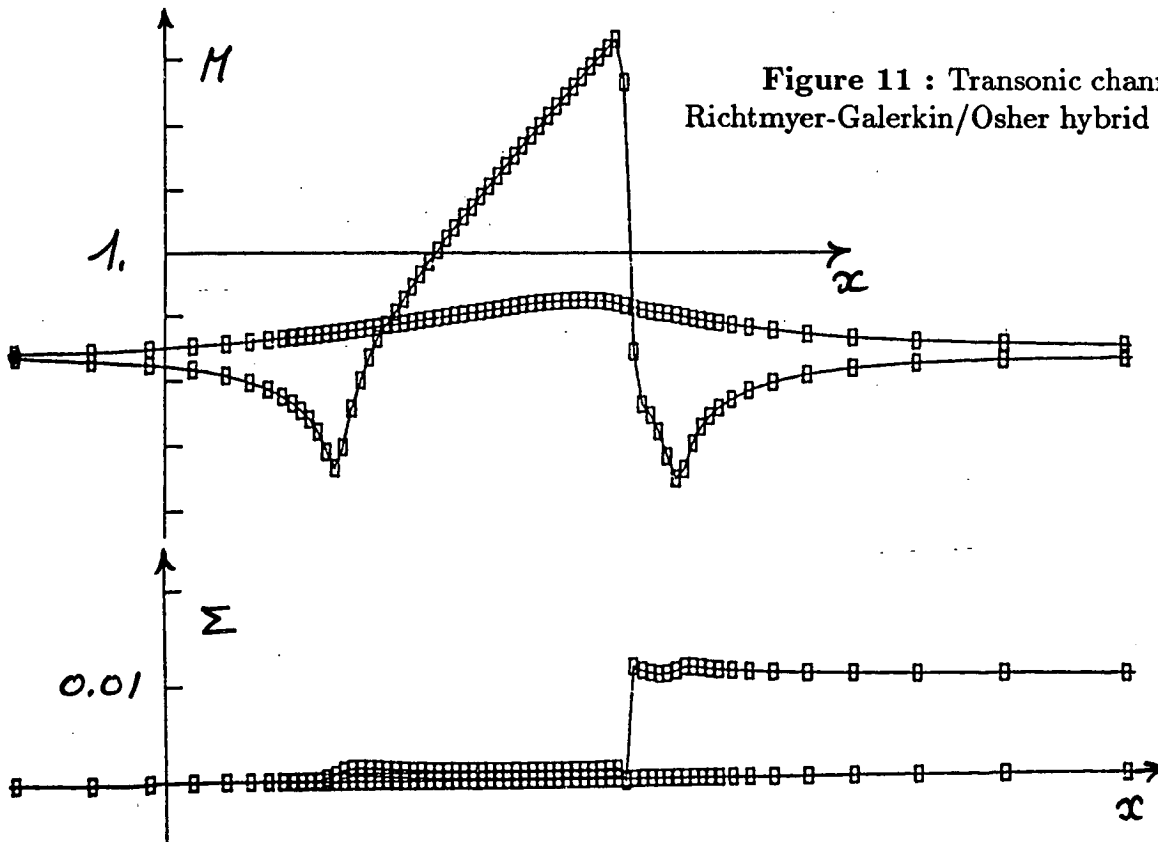

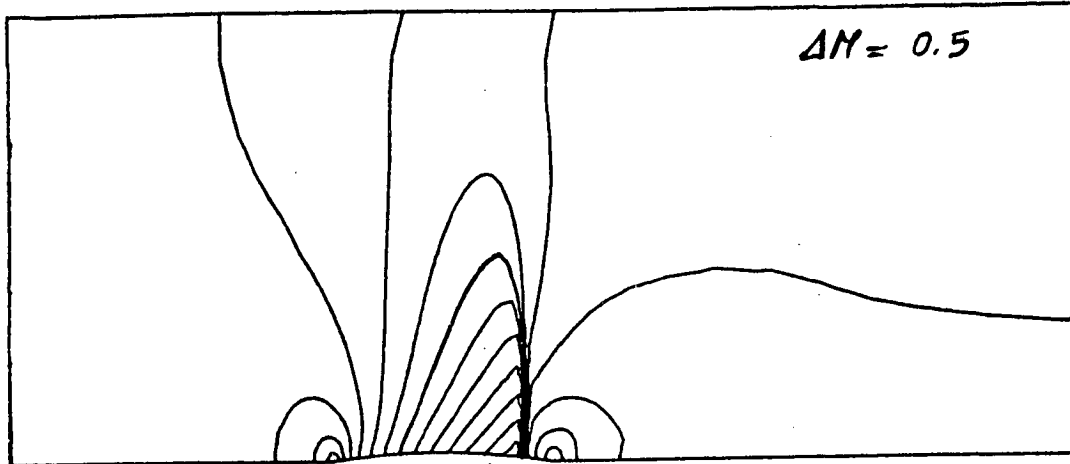
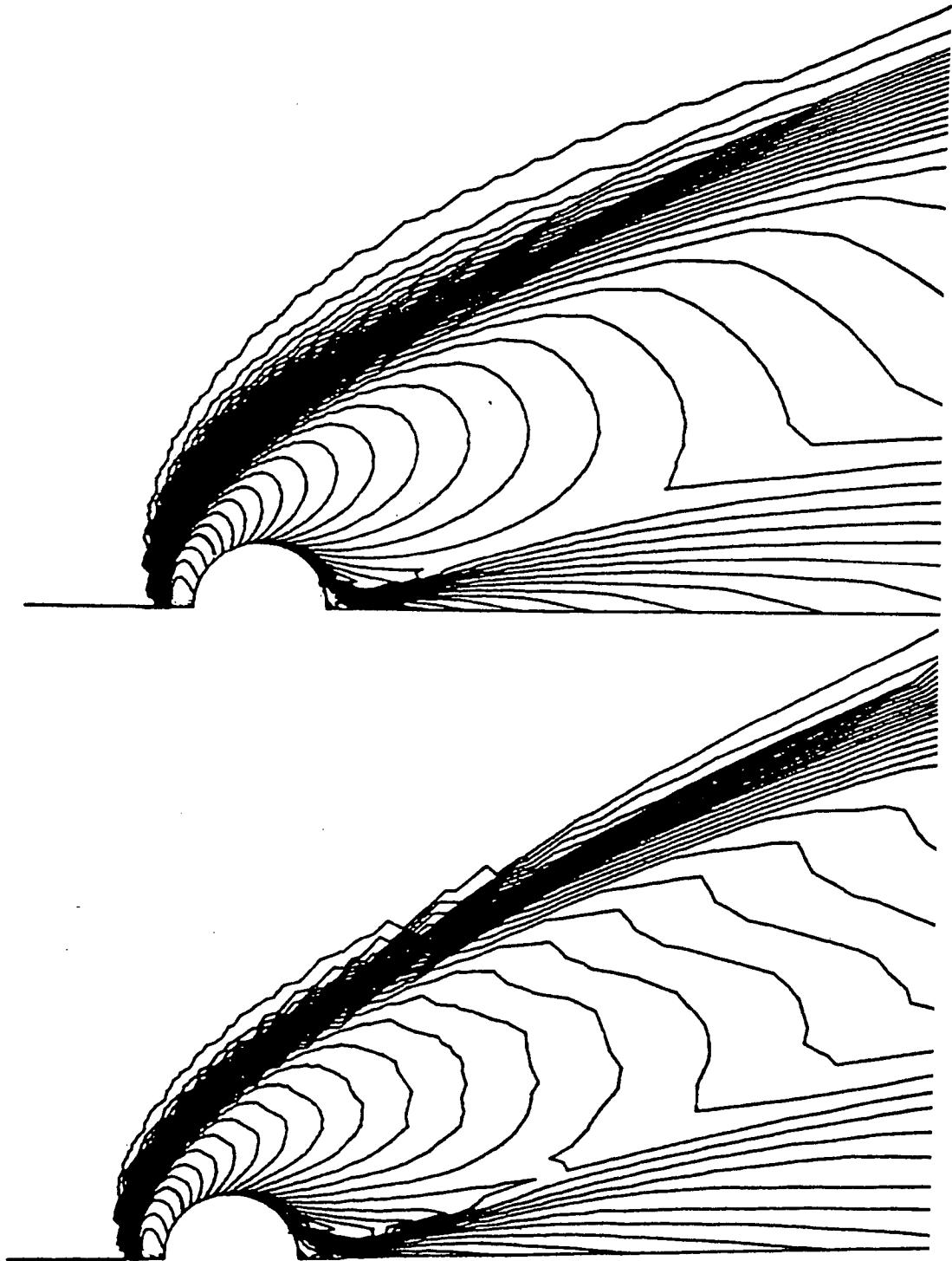


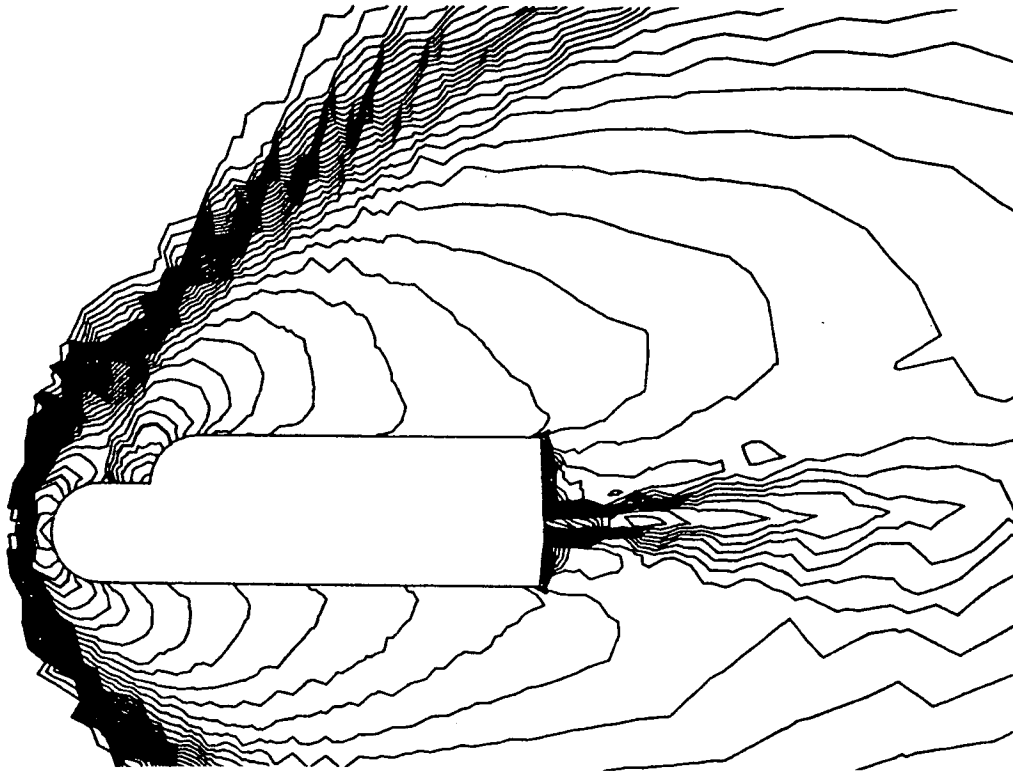

Figure 11 : Transonic channel flow  
Richtmyer-Galerkin/Osher hybrid TVD scheme

**Figure 12 : Flow around a cylinder (Mach=8.)**  
Isomach contours for the above first-order and second-order TVD versions





**Figure 13** : Flow around a "space van" (Mach=8.)  
Mesh and isomach contours, TVD scheme



### 7.3. Central difference (symmetric TVD) MUSCL-like scheme

The Richtmyer-Galerkin / Osher Upwind hybrid scheme is still affected with a rather annoying drawback : it uses a scalar viscosity limiter  $k_{ij}$  computed from a single scalar sensor, the Mach number ; this may lead to global first-order accuracy for the numerical integration of all dependent variables, along each nodal segment which is more or less aligned with the local isomach lines.

One way to eliminate this difficulty consists in abandoning the notion of (viscous) flux limiter, resorting instead to van Leer's MUSCL methodology in order to obtain a more sensitive type of artificial viscosity.

Other possibilities have been explored, among others, by Yee [1985], and, in a Finite Element context, by Selmin [1987].

The new scheme can be interpreted as a hybrid between a central scheme similar to the Finite Volume Galerkin method and an upwind first-order scheme.

Using the semi-discretized notation, we shall write the proposed scheme as

$$(7.8) \quad \text{area}(\text{cell}_i) \frac{\partial U}{\partial t} + \sum_{j \text{ neighbour of } i} \Phi(U_{ij}^{cen}, U_{ji}^{cen}, \vec{\eta}_{ij}) = 0$$

where  $\Phi$  is Osher's approximate Riemann solver (4.21) ([Osher-Chakravarthy, 1984]) and the interpolated values  $U_{ij}^{cen}, U_{ji}^{cen}$  are defined with the help of the primitive variables  $\tilde{U} = (\rho, u, v, p)$  as follows

$$(7.9) \quad \begin{aligned} \tilde{U}_{ij}^{cen} &= \frac{\tilde{U}_i + \tilde{U}_j}{2} + k_{ij}(\tilde{U}) \frac{\tilde{U}_i - \tilde{U}_j}{2} \\ \tilde{U}_{ji}^{cen} &= \frac{\tilde{U}_i + \tilde{U}_j}{2} + k_{ij}(\tilde{U}) \frac{\tilde{U}_j - \tilde{U}_i}{2} \end{aligned}$$

where  $k_{ij}$  is defined from four conservative (partly fictitious) values of  $\tilde{U}$ ,

$$(7.10) \quad k_{ij} = k_{ij}(\tilde{U}_{i-1''}, \tilde{U}_i, \tilde{U}_j, \tilde{U}_{j+1''})$$

as described in section 7.1,

$$\text{and } \tilde{U}_{ij}^{cen} = (\rho_{ij}^{cen}, u_{ij}^{cen}, v_{ij}^{cen}, p_{ij}^{cen})$$

$$\text{while } U_{ij}^{cen} = (\rho_{ij}^{cen}, \rho_{ij}^{cen} u_{ij}^{cen}, \rho_{ij}^{cen} v_{ij}^{cen}, e_{ij}^{cen}).$$

We observe that for  $k_{ij} = 0$  we get the same values

$$\tilde{U}_{ij}^{cen} = \tilde{U}_{ji}^{cen} = \frac{\tilde{U}_i + \tilde{U}_j}{2}$$

thus obtaining the centered scheme since, due to its consistency, the Riemann solver (4.21) reduces to  $H\left(\frac{U_i + U_j}{2}\right)$ .

We obtain a Galerkin-type method which is not quite equivalent to a Finite Volume Galerkin scheme, as we take  $H$  (average of values of  $U$ ) instead of an average of the values of  $H$ .

If  $k_{ij} \equiv 1$ , we get  $U_{ij}^{cen} = U_i$ ,  $U_{ji}^{cen} = U_j$  which results in Osher's first-order scheme.

For the Central difference MUSCL-like scheme, we have again treated the test case of the shock tube (fig.14) and of the flow through a channel with a bump ; in this last case, the results (fig.15), although not quite as good as we might have hoped, compared to those of sections 7.1, 7.2, are nevertheless very similar. In the case where  $k_{ij} \equiv 1$ , the scheme is the same as the corresponding first-order scheme of section 7.2.

In another test case, we computed a supersonic flow ( $M_\infty = 8$ ) past a blunt body. On fig.16 showing the iso-entropic lines, we find that this scheme still contains a fair amount of viscosity, while allowing us to obtain much better results than with the first-order scheme.

Figure 14 : Shock tube test for the Central-MUSCL scheme

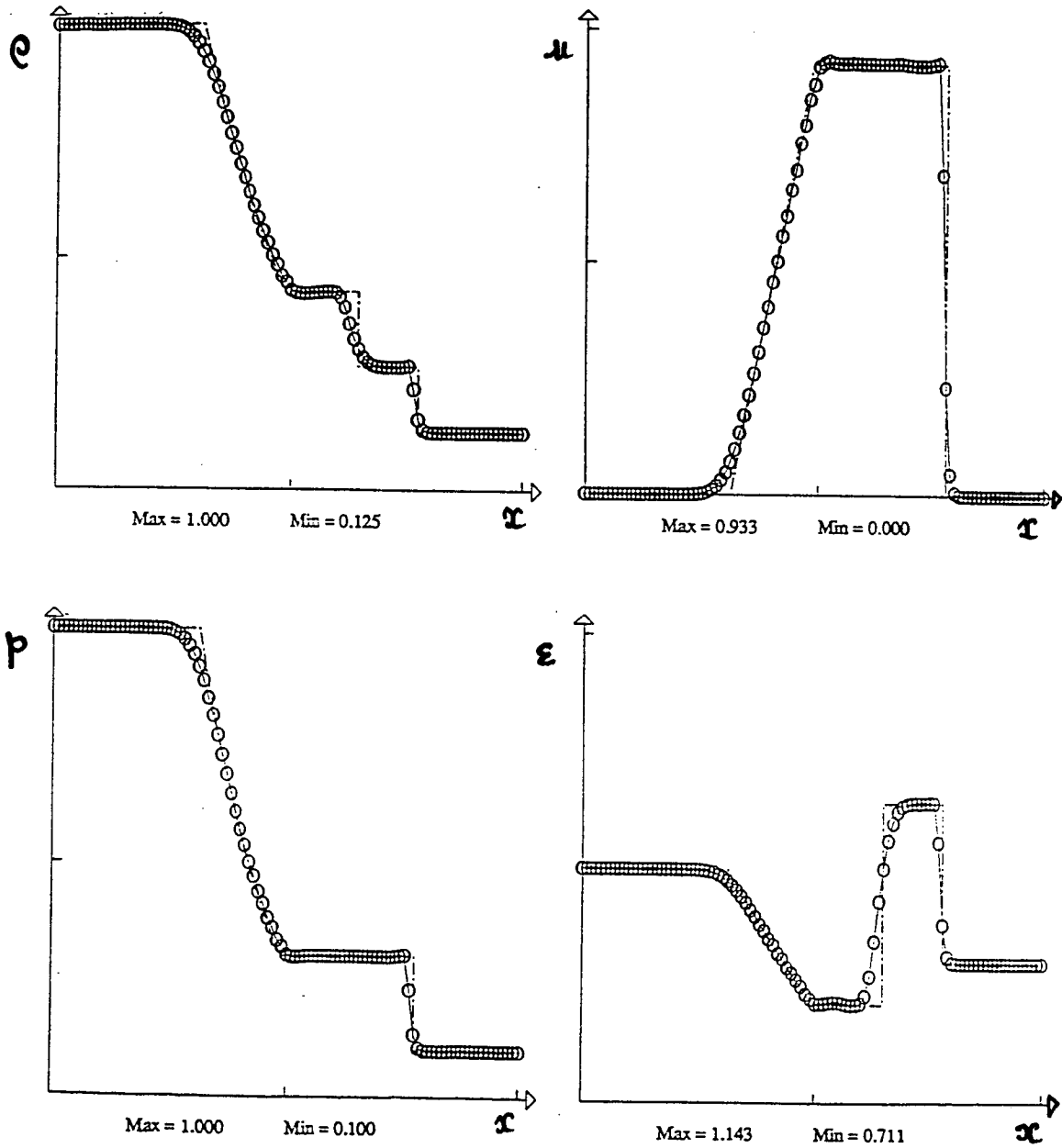




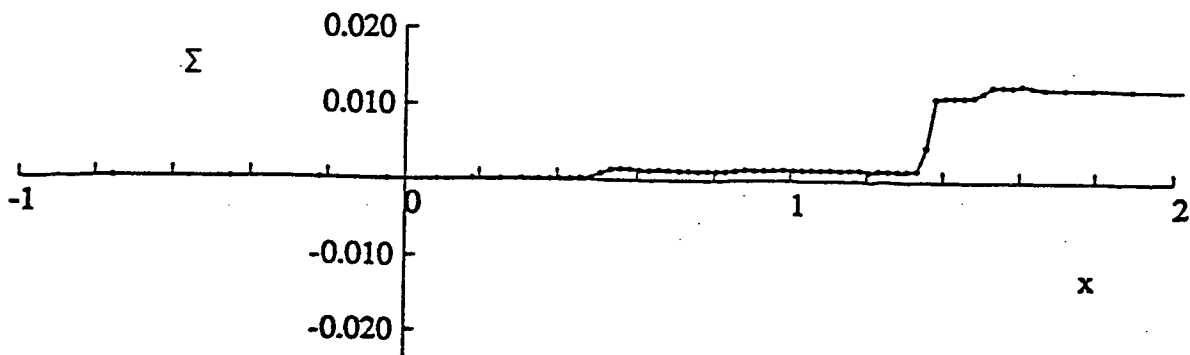
Figure 15 : Transonic channel flow test  
Central-MUSCL scheme



MIN = 0.700 MAX = 1.300 DLTA = 0.0500

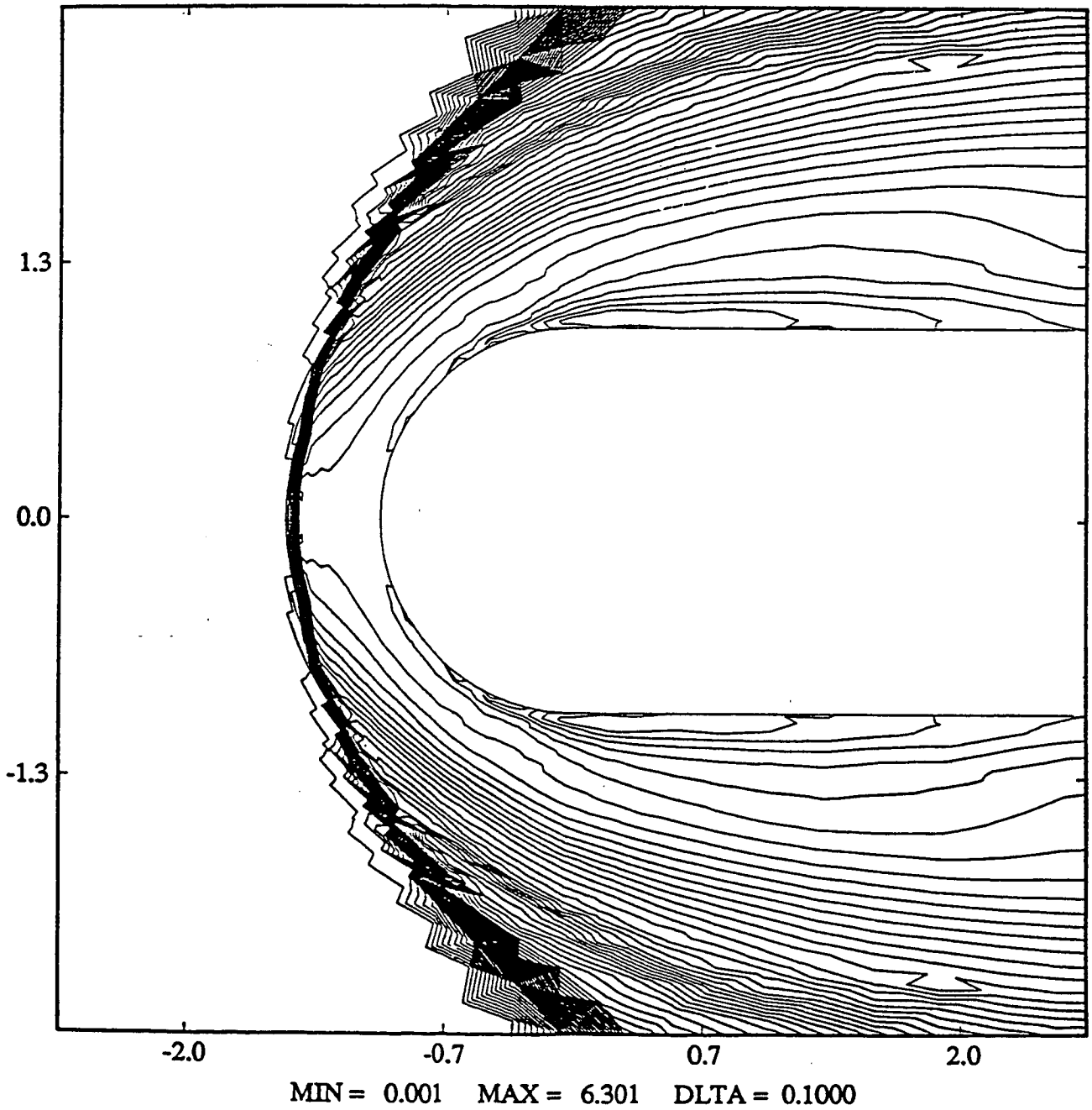


MIN = 0.001 MAX = 0.012 DLTA = 0.0010



**Figure 16: Blunt body flow**  
Central-MUSCL scheme

ENTROPY-LINES



## 8. CONCLUSION

Several methods for spatially stabilizing central differenced finite-element methods have been presented ; they rely on TVD-like hybrid schemes between a first-order accurate version and a second-order one.

A special emphasis was put on the choice of the first-order accurate version (viscosity or upwinding) since it seems to be the main factor for obtaining an accurate hybrid scheme.

While the three presented schemes are easily applied to unsteady problems, convergence to steady state was difficult for each of them, due to the central-differenced component.

Also the viscosity applied at stagnation points is too large and its reduction could be the subject of further researches.

## 9. REFERENCES

- [1] F. ANGRAND, V. BOULARD, A. DERVIEUX, J. PERIAUX, G. VIJAYASUNDARAM (1983): "Transonic Euler simulation by means of F.E.M. explicit schemes", 6th AIAA Computational Fluid Dynamics conference, Danvers (Mass., U.S.A.) July 13-15, AIAA Paper 83-1924.
- [2] F. ANGRAND, A. DERVIEUX, L. LOTH, G. VIJAYASUNDARAM (1983) : "Simulations of Euler transonic flows by means of explicit finite-element type schemes", Rapport INRIA no 250, Rocquencourt, 78153 Le Chesnay, France.
- [3] F. ANGRAND, A. DERVIEUX (1984) : "Some explicit triangular finite element schemes for the Euler equations", Int. J. Num. Meth. in Fluids, Vol. 4, pp. 749-764.
- [4] P. ARMINJON (1986): "High resolution numerical methods for hyperbolic systems of conservation laws, with application to Gas Dynamics" , INRIA report no 520, April 1986, also to appear in SIAM Review.
- [5] P. ARMINJON, A. DERVIEUX, L. FEZOUI, H. STEVE, B. STOUFFLET (1988): "Non-oscillatory schemes for multidimensional Euler calculations with unstructured grids", Proc. 2nd Int. Conf. Hyperbolic Problems, Aachen (Germany), March 1988, R. Jeltsch and J. Ballmann, Editors.
- [6] P. ARMINJON, A. ROUSSEAU (1985) : "Discontinuous finite elements and Godunov-type methods for the Eulerian equations of gas dynamics", Comp. Meth. Appl. Mech. Engng., Vol. 49, no 1, pp. 17-36.
- [7] P. ARMINJON, L. SMITH (1988) : "Transonic flow calculations by TVD second-order methods", in preparation.
- [8] K. BABA, M. TABATA (1981): "On a conservative upwind finite element scheme for convective diffusion equations", R.A.I.R.O. Numerical Analysis, Vol. 15 (1981), pp. 3-25.
- [9] J.P. BORIS, D.L. BOOK (1973) : "Flux corrected transport, I. SHASTA, A fluid transport algorithm that works", J. Comp. Phys., Vol 11, pp. 38-69.
- [10] S.R. CHAKRAVARTHY, S. OSHER (1983) : "High resolution applications of the Osher upwind scheme for the Euler equations", Proc. AIAA Comp. Fluid Dynamics conference, Danvers, MA, pp. 363-372.
- [11] S.F. DAVIS (1984) : "TVD finite difference schemes and artificial viscosity", ICASE NASA Contractor Report 172373 (June 1984).
- [12] J.A. DONEA (1984): "A Taylor-Galerkin method for convective transport problems", Int. J. Num. Meth. Engng. Vol. 20, pp. 101-119.
- [13] J.A. DONEA, L. QUARTAPELLE, V. SELMIN (1987): "An analysis of time discretization in the finite element solution of hyperbolic problems", J. Comp. Phys., 70, 2, p. 463.
- [14] B. ENGQUIST, S. OSHER (1980) : "Stable and entropy condition satisfying approximations for transonic flow calculations", Math. Comp. 34, pp. 45-75.
- [15] F. FEZOUI (1985) : "Résolution des équations d'Euler par un schéma de Van Leer en éléments finis", Rapport INRIA no. 358, Rocquencourt, 78153 Le Chesnay, France.
- [16] J.E. FROMM (1968) : "A method for reducing dispersion in convective difference schemes" J. Comp. Physics vol. 3, pp. 176-189.



- [17] J.L. FROMM (1971) : "A Numerical study of buoyancy driven flows in room enclosures", in "Lecture Notes in Physics", Vol. 8, pp. 120-128, Springer-Verlag, Berlin.
- [18] S.K. GODUNOV (1959) : "A difference scheme for numerical computation of discontinuous solutions of equations of fluid dynamics", Math. Sbornik, Vol. 47, pp. 271-306 (in Russian).
- [19] J.B. GOODMAN, R.J. LEVEQUE (1984) : "A geometric approach to high resolution TVD schemes", ICASE NASA contractor Report 172484 (October 1984).
- [20] On Hancock's contribution : G.D. van Albada, B. Van Leer, W.W. Roberts, Jr. (1982), J. Astron. Astrophys. 108, p. 76.
- [21] A. HARTEN (1983) : "High resolution schemes for hyperbolic conservation laws", J. Comp. Phys. 49, pp. 357-393.
- [22] A. HARTEN, P.D. LAX, B. Van Leer (1983) : "On upstream differencing and Godunov-type schemes for hyperbolic conservation laws", SIAM Review, Vol. 25, pp. 35-61.
- [23] T. IKEDA (1983), "Maximum Principle in Finite Element Models for Convection-Diffusion Phenomena", Lect. Notes Num. Appl. Anal. Vol. 4, North Holland-Kinokuniya, Amsterdam-Tokyo.
- [24] A. JAMESON (1985): "Numerical solution of the Euler equations for compressible inviscid fluids", in Numerical Meth. for the Euler equ. of Fluid Dynamics, F. Angrand et al. Eds., SIAM Philadelphia
- [25] P.D. LAX (1973) : "Hyperbolic system of conservation laws and the mathematical theory of shock waves", CBMS Regional Conference Series in Appl. Math. 11. Soc. for Industrial and Applied Mathematics, Philadelphia.
- [26] P.D. LAX, B. WENDROFF (1960) : "Systems of conservation laws", Comm. Pure Appl. Math., Vol. 13, pp. 217-237.
- [27] B. VAN LEER (1974) : Towards the Ultimate Conservative Difference Scheme. II. "Monotonicity and conservation combined in a second order scheme", J. Comp. Phys. Vol. 14, pp. 361-370.
- [28] B. VAN LEER (1977) : IV. "A new approach to numerical convection", J. Comp. Phys. 23, pp. 276-299.
- [29] B. VAN LEER (1979) : V. "A second-order sequel to Godunov's method", J. Comp. Phys. 32, pp. 101-136.
- [30] B. VAN LEER (1983): "Computational Methods for Ideal Compressible Flow", von Karman Institute for Fluid Dynamics, Lecture series 1983-04, Comp. Fluid Dynamics, March 1983.
- [31] A. LERAT, R. PEYRET (1973): "Sur le choix de schémas aux différences du second ordre fournissant des profils de choc sans oscillation", Compte rendus Acad. Sci. Paris, Série A, 277, pp. 363-366.
- [32] A. LERAT, J. SIDES (1981) : "Proceeding of the Conf. on Num. Meth. in Aeronautical Fluid Dynamics", Univ. of Reading, March 29 - April 1st, 1981.
- [33] R. LOEHNER, K.MORGAN, J. PERAIRE, M. VAHDATI (1987): "Finite Element Flux-corrected Transport (FEM-FCT) for the Euler and Navier-Stokes Equations", NASA Contr. Rep. no 178233, ICASE Rep, no 87-4, ICASE, Hampton, VA.

- [34] A. MAJDA, S. OSHER (1979) "Numerical viscosity and the entropy condition", *Comm. Pure Appl. Math.*, 32, pp. 797-838.
- [35] J. Von NEUMANN and R.D. RICHTMYER (1950) : "A method for the numerical calculations of hydrodynamical shocks", *J. Appl. Phys.*, vol. 21,p. 232.
- [36] S. OSHER (1984) "Riemann solvers, the entropy condition, and difference approximations", *SIAM J. Num. Anal.*, 21, pp. 217-235.
- [37] S. OSHER (1985) : "Convergence of generalized MUSCL schemes", *SIAM J. Numer. Anal.* 22, no 5, pp. 947-961.
- [38] S. OSHER, S. CHAKRAVARTHY (1983): "Upwind schemes and boundary conditions with applications to Euler equations in general geometries", *J. Comp. Phys.* Vol. 50, 3,pp. 447-81.
- [39] S. OSHER, S. CHAKRAVARTHY (1984): "High resolution schemes and the entropy condition", *SIAM J. Num. Anal.*, 21, pp. 955-984.
- [40] S. OSHER, F. SOLOMON (1982): "Upwind difference schemes for hyperbolic systems of conservation laws", *Math. Comp.* 38,pp. 339-374.
- [41] A. K. PARROT and M. A. CHRISTIE (1986) : "FCT applied to the 2-D Finite Element solution of Tracer Transport by Single Phase Flow in a Porous Medium", *Proc. of the ICFD - Conf. (Reading April 1985) on Num. Meth. for Fluid Dynamics II*, K.W. Morton and M.J. Baines editors, Academic Press.
- [42] R. PEYRET, T.D. TAYLOR (1983) : "Computational Methods for Fluid Flow", Springer-Verlag. New-York, Heidelberg, Berlin.
- [43] R.D. RICHTMYER, K.W. MORTON (1967) : "Difference Methods for Initial Value Problems", J. Wiley, New York.
- [44] A. RIZZI and H. VIVIAND (Editors, 1981) : "Numerical methods for the computation of inviscid transonic flows with shock waves", *Notes on Numerical Fluid Dynamics*, vol. 3, Vieweg, Braunschweig/Wiesbaden.
- [45] P.L. ROE (1981a) : "The use of the Riemann problem in finite difference schemes", in *Proc. 7th Inter. Conf. Num. Meth. Fluid Dynamics*, Stanford/NASA Ames, W.G. Reynolds and R. Mac Cormack, editors, *Lecture Notes in Physics*, no 141, Springer-Verlag, New York, pp. 354-359.
- [46] P.L. ROE (1981b) : "Approximate Riemann solvers, parameter vectors, and difference schemes", *J. Comp. Phys.* 43, pp. 357-372.
- [47] P.L. ROE : "Generalized Formulation of TVD Lax-Wendroff scheme", *ICASE Report no. 84-53*, October 1984.
- [48] W. SCHMIDT, A. JAMESON (1983) : "Euler solvers as an analysis tool for aircraft aerodynamics", in : *Recent advances in numerical methods in fluids*, Vol. 4, W.G. Habashi (Ed.) Pineridge Press, Swansea, U.K.
- [49] J. SMOLLER (1983) : "Shock waves and the reaction-diffusion equations", Springer-Verlag, Berlin, Heidelberg, New-York.
- [50] G.A. SOD (1978) : "A survey of several finite difference methods for systems of non-linear hyperbolic conservation laws", *J. Comp. Phys.* Vol. 27, pp. 1-31.
- [51] J. STEGER, R.F. WARMING (1981) : "Flux vector splitting of the inviscid gasdynamics equations with applications to finite-difference methods", *J. Comp. Phys.*, Vol. 40, pp. 263-293.

- [52] P.K. SWEBY (1984) : "High resolution schemes using flux limiters for hyperbolic conservation laws", SIAM J. Num. Anal., Vol. 21, p. 995-1011.
- [53] M. TABATA (1977), "Finite Element approximation corresponding to the upwind finite differencing", Mem. Numer. Math., Vol. 4, pp. 47-63.
- [54] T. USHIJIMA (1979): "Error estimate for the lumped mass approximation", Mem. of Numer. Math. No 6, pp. 65-82.
- [55] G. VIJAYASUNDARAM (1983) : "Résolution numérique des équations d' Euler pour des écoulements transsoniques avec un schéma de Godunov en éléments finis", Thesis, Univ. of Paris VI.
- [56] G. VIJAYASUNDARAM (1986) : "On numerical schemes for solving the Euler equations of gas dynamics", Proc. Workshop on Num. Meth. for the Euler Equations for compressible inviscid fluids, INRIA, Versailles-Rocquencourt, Dec. 1983, Angrand et al Eds.,SIAM.
- [57] G. VIJAYASUNDARAM (1986) : "Transonic flow simulations using an upstream centered scheme of Godunov in finite element", J. Comp. Phys., vol.63, pp. 416-433
- [58] H.C. YEE, R.F. WARMING, A. HARTEN (1983) : "Implicit total variation diminishing (TVD) schemes for steady state calculations", Proc. AIAA Comp. Fluid Dynamics Conference, Danvers, MA, pp. 110-127.

