



**HAL**  
open science

# A geometric theory for the L2 - stability of the inverse problem in a 1-D elliptic equation from an H1 - observation

Guy Chavent, Karl Kunisch

► **To cite this version:**

Guy Chavent, Karl Kunisch. A geometric theory for the L2 - stability of the inverse problem in a 1-D elliptic equation from an H1 - observation. [Research Report] RR-1474, INRIA. 1991. inria-00075088

**HAL Id: inria-00075088**

**<https://inria.hal.science/inria-00075088>**

Submitted on 24 May 2006

**HAL** is a multi-disciplinary open access archive for the deposit and dissemination of scientific research documents, whether they are published or not. The documents may come from teaching and research institutions in France or abroad, or from public or private research centers.

L'archive ouverte pluridisciplinaire **HAL**, est destinée au dépôt et à la diffusion de documents scientifiques de niveau recherche, publiés ou non, émanant des établissements d'enseignement et de recherche français ou étrangers, des laboratoires publics ou privés.

# INRIA

UNITÉ DE RECHERCHE  
INRIA-ROCQUENCOURT

Institut National  
de Recherche  
en Informatique  
et en Automatique

Domaine de Voluceau  
Rocquencourt  
B.P.105  
78153 Le Chesnay Cedex  
France  
Tél.: (1) 39 63 55 11

## Rapports de Recherche

N° 1474

*Programme 6*  
*Calcul Scientifique, Modélisation et*  
*Logiciels numériques*

### A GEOMETRIC THEORY FOR THE $L^2$ - STABILITY OF THE INVERSE PROBLEM IN A 1-D ELLIPTIC EQUATION FROM AN $H^1$ - OBSERVATION

Guy CHAVENT  
Karl KUNISCH

Juin 1991



\* R R . 1 4 7 4 \*

**A geometric theory for the  $L^2$ -stability of the  
inverse problem in a 1-D elliptic equation from  
an  $H^1$ -observation.**

**Une théorie géométrique pour la stabilité  $L^2$   
du problème inverse dans une équation 1-D  
elliptique avec observation  $H^1$ .**

**Guy Chavent, Karl Kunisch**

**Résumé**

Nous considérons le problème de l'estimation du coefficient de diffusion  $a(x)$  dans l'équation elliptique 1-D suivante :

$$-(au_x)_x = f, \quad u(0) = u(1) = 0$$

à partir d'une mesure bruitée  $z$  de la dérivée  $u_x$ .

Nous montrons que la détermination de  $b = a^{-1} \in L^2(0,1)$  à partir de  $z \in L^2(0,1)$  par une méthode de moindres carrés est unique et stable (et la fonctionnelle des moindres carrés n'a pas de minima locaux), pourvu que l'on connaisse des bornes inférieures et supérieures de  $b$ , que la source  $f$  soit convenablement choisie (une masse de Dirac par exemple), et  $b$  soit supposé constant sur des intervalles suffisamment larges entourant les "points source".

**Abstract**

We consider the problem of the estimation of the diffusion coefficient  $a(x)$  in the 1-D elliptic equation :

$$-(au_x)_x = f, \quad u(0) = u(1) = 0$$

from a noisy measurement  $z$  of the derivative  $u_x$ .

The determination of  $b = a^{-1} \in L^2(0,1)$  from  $z \in L^2(0,1)$  by least squares is shown to be unique and stable (with no local minima of the least square error functional) provided that lower and upper bounds are provided on  $b$ , that the source  $f$  is properly chosen (one Dirac distribution for example), and that  $b$  is known to be constant on large enough intervals surrounding the "source points".

**Mots clefs**

Estimation de paramètres, problème inverse, minima locaux.

**Keywords**

Parameter estimation, inverse problems, local minima.

# A geometric theory for the $L^2$ -stability of the inverse problem in a $1 - D$ elliptic equation from an $H^1$ -observation

Guy Chavent <sup>\*†</sup>      Karl Kunisch <sup>‡</sup>

June 19, 1991

## 1 Introduction

The purpose of this research is the study of the stability of estimating the diffusion coefficient in a two point boundary value problem from possibly error-corrupted data of the state-variable of the equation. The estimation problem is stated as a nonlinear least squares problem in Hilbert space. A geometrically motivated abstract stability theory developed by the first author will be used.

The following notation and definition will be needed.

$E$  is a normed space with norm  $|\cdot|_E$ ,

$C \subset E$  is a given convex set,

$F$  is a Hilbert space with norm  $|\cdot|_F$ ,

$\varphi : C \rightarrow F$ .

**Definition 1** *The problem :*

$$(P) \quad \text{Min } J(x) = |\varphi(x) - z|_F^2 \quad \text{over } C$$

is said to be quadratically wellposed ( $Q$ -wellposed) in an open neighborhood  $\mathcal{V}$  of  $\varphi(C)$  for the norm  $|\cdot|_E$  if :

- i)  $(P)$  has a unique solution  $\hat{x}$  for any  $z \in \mathcal{V}$ ,
- ii)  $J$  has no local minimum for any  $z \in \mathcal{V}$ ,
- iii) any minimizing sequence converges to  $\hat{x}$  in the norm of  $E$ ,
- iv) the mapping  $z \rightarrow \hat{x}$  is locally Lipschitz continuous from  $(\mathcal{V}, |\cdot|_F)$  to  $(C, |\cdot|_E)$ .

While  $Q$ -stability is a desirable property for nonlinear least squares problems - it allows, for example, for the data  $z$  to be outside of  $\varphi(C)$  - it requires strong hypotheses which imply this property. It is the purpose of this paper to give an example in which  $Q$ -stability with an infinite dimensional set  $C$  holds and to provide precise estimates for the required geometrical quantities.

---

<sup>\*</sup>INRIA, Domaine de Voluceau-Rocquencourt, BP 105, 78153 Le Chesnay Cedex, FRANCE

<sup>†</sup>CEREMADE, Université Paris Dauphine, 75775 Paris Cédex 16, FRANCE

<sup>‡</sup>Technical University of Graz, Institut für Mathematik, Kopernikusgasse 24, A-8010 Graz, AUTRICHE

The problem under investigation is :

$$-(au_x)_x = f$$

with  $a \in C$ , where :

$$C = \{a : [0, 1] \rightarrow \mathbf{R} \mid a \text{ is measurable, } 0 < a_m \leq a(x) \leq a_M, \text{ a.e. on } [0, 1]\}$$

and the data are assumed to correspond to  $u_x$ . The theory in ([4, 1, 2]) requires to connect all points of the parameter set  $C$  with a path. We shall see that the simple path of a segment between  $a_0$  and  $a_1$  given by  $t \rightarrow (1-t)a_0 + ta_1$  for  $t \in [0, 1]$  is useless, since it leads to unbounded curvature in the image space. The correct parametrisation is described in Section 3. Sections 4 and 5 consider the case of a rough source ( $f$  equal a linear combination of delta functions) and of a smooth source ( $f \in L^2$ ) respectively. It will be necessary to provide additional information in the neighborhood of the singular points of the output  $u_x$ . Here we refer to a point  $\bar{x}$  as singular if  $u_x$  does not exist at  $\bar{x}$  (rough case) or if  $u_x(\bar{x}) = 0$  (smooth case). The extra information which is required is that the coefficient  $a$  is constant in the neighborhood of singular points. An essential ingredient to obtain the desired stability results is the availability of a lower bound of the linearization of the parameter to output mapping. In this respect we rely on recent results from ([5]).

For another application of the geometrical theory of ([4, 1, 2]) we refer to a paper by Symes ([6]) concerned with plane wave detection.

## 2 An $L^2$ -stability estimate for $H^1$ observations

We begin by a stability estimate which is crucial for the subsequent proofs, and which is a reformulation of Theorem 2.5 of ([5]).

Let us first remark that if  $u$  and  $a$  satisfy the  $1 - D$  elliptic equation for some given  $f$  :

$$(2.1) \quad -(au_x)_x = f, \quad 0 \leq x \leq 1,$$

then  $u$  will still satisfy the same equation with  $a$  replaced by  $a + k/u_x$ ,  $k$  small enough (provided this makes sense). Hence the determination of  $a$  from  $u$  using equation (2.1) only is underdetermined, the problem being caused by pairs of coefficients  $a$  whose difference is proportional to  $1/u_x$ . This should reflect in the stability estimate to come.

So let  $(a_j, u_j) \in L^\infty(0, 1) \times H^1(0, 1)$   $j = 0, 1$ , satisfy (2.1). Calculating the difference of the two equations and integrating once yields :

$$(2.2) \quad (a_1 - a_0)u_{0x} = a_1(u_{0x} - u_{1x}) + \text{unknown constant.}$$

**Lemma 1** Let  $d \in L^2(0, 1)$ ,  $w \in L^\infty(0, 1)$ ,  $h \in L^2(0, 1)$  satisfy :

$$(2.3) \quad d/w = h + \text{unknown constant.}$$

Then

$$(2.4) \quad \frac{|w|}{|w|_\infty} \sin \psi \left| \frac{d}{w} \right| \leq |h|$$

where

$$(2.5) \quad \begin{cases} \psi \in [0, \frac{\pi}{2}] \text{ is the angle between directions } d \text{ and } w \\ \sin \psi = \sqrt{1 - \frac{\langle d, w \rangle^2}{|d|^2 |w|^2}}. \end{cases}$$

Proof

If we denote by  $L^2(0, 1)/\mathbf{R}$  the space of class of functions defined up to a constant, we know that :

$$|d/w|_{L^2/\mathbf{R}} = \inf_{\text{cst} \in \mathbf{R}} |d/w + \text{cst}| \leq h$$

and

$$|d/w|_{L^2/\mathbf{R}}^2 = |d/w|^2 - \left(\int_0^1 d/w\right)^2$$

so that

$$(2.6) \quad |d/w|_2^2 - \left(\int_0^1 d/w\right)^2 \leq |h|^2.$$

Let us now define  $y$  as the projection of  $w$  onto the subspace of  $L^2(0, 1)$  orthogonal to  $d$ . Of course :

$$(2.7) \quad \langle d, y \rangle = 0$$

$$(2.8) \quad |y| = \sin \psi |w|.$$

For any  $k \in \mathbf{R}$ , (2.6) can be rewritten in view of (2.7) :

$$(2.9) \quad |d/w|^2 - \left(\int_0^1 d\left(\frac{1}{w} + ky\right)\right)^2 \leq |h|^2, \quad k \in \mathbf{R}.$$

But :

$$\begin{aligned} \left(\int_0^1 d\left(\frac{1}{w} + ky\right)\right)^2 &\leq |d/w|^2 \left\{1 - 2k \int_0^1 wy + k^2 \int_0^1 w^2 y^2\right\} \\ &\leq |d/w|^2 \left\{1 - 2k \int_0^1 wy + k^2 |w|_\infty^2 |y|_2^2\right\}. \end{aligned}$$

Choosing for  $k$  the value that minimizes the second-order polynomial on the r.h.s. yields :

$$\left(\int_0^1 d\left(\frac{1}{w} + ky\right)\right)^2 \leq |d/w|^2 \left\{1 - \frac{|w|_2^2}{|w|_\infty^2} \sin^2 \psi\right\}$$

Plugging the last inequality in (2.9) yields the expected result (2.4). ■

We can now apply (1) to equation (2.2), provided we suppose that we know a-priori lower and upper bounds to  $u_x$  :

$$(2.10) \quad 0 < u_m \leq u_x(x) \leq u_M$$

which yield the stability estimate :

$$(2.11) \quad \frac{u_m}{u_M} \sin \psi |a_1 - a_0| u_{0x} \leq |a_1(u_{0x} - u_{1x})|$$

where

$$(2.12) \quad \psi = \text{angle between directions of } a_1 - a_0 \text{ and } 1/u_{0x}.$$

As expected, this estimate vanishes when  $a_1 - a_0$  becomes proportional to  $1/u_{0x}$  !

Besides Lemma (1) which we shall apply later to a reparametrization of the same problem, the useful findings of this paragraph are that one can obtain an explicit  $L^2$ -Lipschitz stability estimate for  $u$  from an  $H^1$ -observation of  $u$  provided that :

- $u_x$  can be bound to stay away from zero as in (2.10),
- the angle between two admissible parameters and  $1/u_x$  can be also bound to stay away from zero.

### 3 A size $\times$ curvature condition for the wellposedness of nonlinear least squares problems

In this paragraph we describe a sufficient condition for the Q-wellposedness of our abstract nonlinear least squares problem, based on the quasiconvexity and size  $\times$  curvature conditions approach developed by Chavent in ([4, 1, 2]).

Let :

$$(3.1) \quad \left\{ \begin{array}{ll} C = \text{convex subset of some vector space} & \text{(admissible set)} \\ F = \text{Hilbert space} & \text{(observation space)} \\ z \in F & \text{(data)} \\ \varphi : C \rightarrow F & \text{(input} \rightarrow \text{output mapping)} \end{array} \right.$$

be given. We consider in this paragraph the nonlinear least-squares problem :

$$(3.2) \quad \text{find } \hat{x} \in C \text{ which minimizes } J(x) = |\varphi(x) - z|_F^2 \text{ over } C.$$

We shall only require from  $\varphi$  that it is regular along any segment of  $C$ , precisely :

$$(3.3) \quad \left\{ \begin{array}{l} \forall x_0, x_1 \in C, \quad P : t \in [0, 1] \rightarrow P(t) = \varphi((1-t)x_0 + tx_1) \\ \text{is in } W^{2,\infty}(0, 1). \end{array} \right.$$

We shall call  $P$  a path in  $\varphi(C)$ , and use throughout the paper the notation :

$$(3.4) \quad \begin{array}{ll} V(t) = P'(t) \in F & \text{(velocity along the path),} \\ A(t) = P''(t) \in F & \text{(acceleration along the path).} \end{array}$$

Of course,  $V(t)$  and  $A(t)$  are implicitly related to the path  $P$  associated to  $(x_0, x_1)$  which will always be clear from the context.

Suppose now one has been able to find some Banach space  $E$ , with a norm  $|\cdot|_E$ , such that :

$$(3.5) \quad C \subset E, \quad C \text{ closed set in } E,$$

$$(3.6) \quad \left\{ \begin{array}{l} \text{there exists } 0 < \alpha_m \leq \alpha_M \\ \text{such that } \forall x_0, x_1 \in C, \text{ and for a.e. } t \in ]0, 1[ : \\ \alpha_m |x_1 - x_0|_E \leq |V(t)|_F \leq \alpha_M |x_1 - x_0|_E, \end{array} \right.$$

$$(3.7) \quad \left\{ \begin{array}{l} \text{there exists } \Theta > 0 \text{ and } R > 0 \\ \text{such that, } \forall x_0, x_1 \in C, \text{ and for a.e. } t \in ]0, 1[ : \\ |A(t)| / |V(t)| \leq \Theta, \quad |A(t)| / |V(t)|^2 \leq 1/R. \end{array} \right.$$

We comment first on hypothesis (3.6). If  $\varphi$  is differentiable on  $C \subset E$  (but this is not required by (3.5)!) then  $\alpha_m$  and  $\alpha_M$  are lower and upper bounds to the singular values of  $\varphi'(x)$  for all  $x$  of  $C$ . Hence (3.5) corresponds in some sense to the fact that the “linearized” least squares problem is wellposed for any linearization point  $x$  of  $C$ . It will allow us to obtain stability results on  $C$  for the  $|\cdot|_E$  norm from stability results on  $\varphi(C)$  for the arc length  $\nu$  along a path  $P$  (remember that  $d\nu = |V(t)| dt$ ).

We comment now on hypothesis (3.7). The quantities  $\Theta$  and  $R$  have a geometrical interpretation ([1]) :  $\Theta$  is an upper bound to the deflection (i.e. angle of tangents) between any two

points of any path  $P$  of the shape (3.3), and  $R$  is a lower bound to the usual radii of curvature along any path  $P$  of the shape (3.3).

We may then define an upper bound  $\Delta$  to the length of any path  $P$  by :

$$(3.8) \quad \Delta = \alpha_M \text{ diam } C.$$

As the geometrical intuition shows us that the deflection along a path  $P$  is necessarily smaller than  $\Delta/R$  (see ([1]) for the proof), we shall suppose in the sequel that the upper bound  $\Theta$  to the deflection of paths given in (3.7) is at least as good as  $\Delta/R$ , i.e. that :

$$(3.9) \quad \Theta = \tau \Delta/R \quad 0 \leq \tau \leq 1$$

where  $\tau$  is called the "shape coefficient" of the estimation (3.6), (3.7), see ([3]).

**Remark 1** Hypotheses (3.7), (3.9) are satisfied if the following majorization holds for the acceleration  $A(t)$  :

$$(3.10) \quad \left\{ \begin{array}{l} \text{there exists } \beta > 0 \text{ such that} \\ \forall x_0, x_1 \in C, \text{ and for a.e. } t \in ]0, 1[ \\ |A(t)|_F \leq \beta |x_0 - x_1|_E^2, \end{array} \right.$$

with  $\Theta, R$  and  $\tau$  defined by :

$$(3.11) \quad \left\{ \begin{array}{l} \Theta = (\beta/\alpha_m) \text{ diam } C \\ R = \alpha_m^2/\beta \\ \tau = \alpha_m/\alpha_M. \end{array} \right.$$

If  $\varphi$  were twice differentiable on  $(C, E)$ , then  $\beta$  would be an upper bound to  $\|\varphi''(x)\|$  for  $x \in C$ . Notice also from (3.11) that the upper bound  $\Theta$  to the deflection of  $\varphi(C)$  can be made arbitrarily small by reducing the diameter of  $C$  (and hence of  $\varphi(C)$  because of (3.8) !). ■

The numbers  $\Theta, R$  and  $\tau$  give information on the shape of the set  $\varphi(C)$ , which will be useful for the projection of  $z$  onto  $\varphi(C)$ , which is one of the steps involved in the solution of the non-linear least squares problem (3.2). But the relevant quantity for the Q-wellposedness of this projection is neither  $\Theta$  nor  $R$ , but rather the smallest global radius of curvature between any two points of any path  $P$  defined in (3.3). We refer to ([1]) for the precise definition of this notion, and recall here only how to obtain a lower bound  $R_G$  to all these global radii of curvature :

$$(3.12) \quad R_G = \begin{cases} R & \text{if } 0 \leq \Theta \leq \pi/2 \\ R(\sin \Theta + (\tau^{-1} - 1)\Theta \cos \Theta) & \text{if } \pi/2 \leq \Theta < \pi. \end{cases}$$

Of course formula (3.12) has to be taken here as a definition. We have illustrated on figure 3.1 the function  $\Theta \rightarrow R_G$  for given  $R$ , and  $\tau$ , and define the maximum deflection  $\Theta_M$  by :

$$(3.13) \quad \left\{ \begin{array}{l} \Theta_M = \text{unique solution in } ]\frac{\pi}{2}, \pi] \text{ of the} \\ \text{equation } \tan \Theta + (\tau^{-1} - 1)\Theta = 0, \text{ which} \\ \text{is an upper bound to deflection values which} \\ \text{ensure } R_G > 0. \end{array} \right.$$

We give in figure 3.2. numerical values of this maximum deflection  $\Theta_M$  for values of the shape coefficient  $\tau$  ranging in  $[0, 1]$ . One sees that  $\Theta_M$  becomes very quickly close to  $\pi/2$  when  $1/\tau$  becomes larger than a few units. When remark (1) applies,  $1/\tau = \alpha_M/\alpha_m$  is an upper bound



to the condition number of the linearized problems, so that we can expect a value of  $\Theta_M$  (larger than but) close to  $\pi/2$  in all applications whose condition number  $\alpha_M/\alpha_m$  is larger than, say, five.

We state now the size  $\times$  curvature condition for the Q-wellposedness of the nonlinear least squares problem :

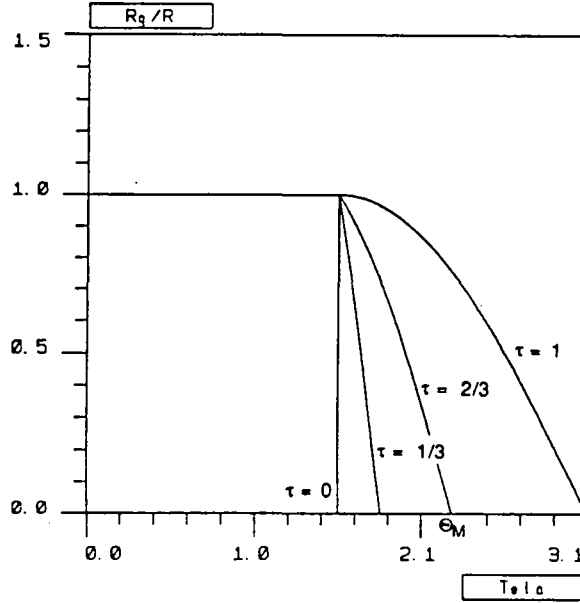


Figure 3.1: The lower bound  $R_G$  to the global radii of curvature as a function of the upper bound  $\Theta$  to deflection, for various values of the shape coefficient  $\tau$ .

**Theorem 3.1** Let  $C, F, \varphi$  be given satisfying (3.1), (3.3), (3.5), (3.6), (3.7), (3.9) and let  $R_G, \Theta_M$  be defined by (3.12), (3.13).

If the deflection size  $\times$  curvature condition

$$(3.14) \quad \Theta < \Theta_M$$

is satisfied, then the nonlinear least squares problem (3.2) is Q-wellposed on the neighborhood :

$$(3.15) \quad \mathcal{V} = \{z \in F \mid d(z, \varphi(C)) < R_G\}$$

for the  $\|x_0 - x_1\|_E$  distance on  $C$ , and the following stability estimate holds :

$$(3.16) \quad \alpha_m \| \hat{x}_1 - \hat{x}_0 \|_E \leq \int_0^1 |V(t)|_F dt \leq \frac{1}{1 - \chi(R_G/R)} \|z_1 - z_0\|_F$$

as soon as  $z_0, z_1$  satisfy :

$$(3.17) \quad \|z_0 - z_1\|_F + \text{Max}_{j=0,1} d(z_j, \varphi(C)) \leq \chi R_G, \text{ for some } 0 < \chi < 1.$$

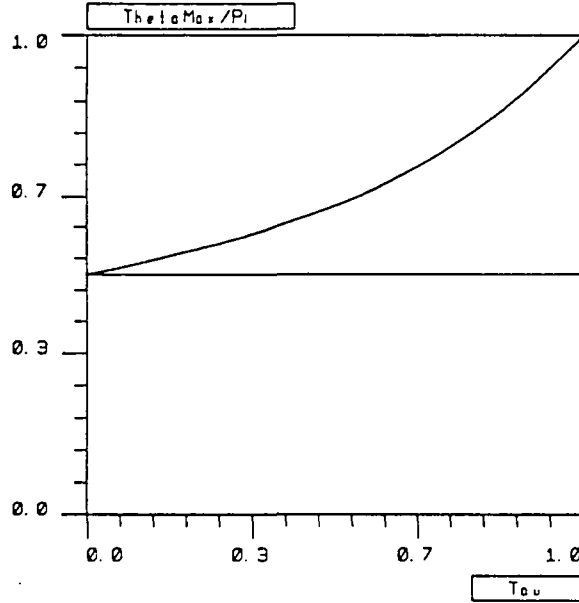


Figure 3.2: The maximum deflection  $\Theta_M$  as a function of the shape coefficient  $\tau$ .

In (3.16),  $V(t)$  is the velocity along the path  $P$  associated to  $\hat{x}_0$  and  $\hat{x}_1$ .

Notice first (cf. Figure 3.1) that the size  $\times$  curvature condition (3.14) will hold as soon as either  $0 \leq \Theta \leq \pi/2$  (and then  $R_G = R$ ) or  $\pi/2 < \Theta < \Theta_M$  (and then  $R_G < R$  becomes close to zero when  $\Theta$  becomes close to  $\Theta_M$ ). But, as we have seen in Remark (1),  $\Theta$  is usually proportional to the size of  $C$ . So there is some balancing between the size of the set  $C$  of admissible parameters and the upper bound  $R_G$  to the size of errors on the data which yield a Q-wellposed least squares problem (3.2).

Notice also that the condition (3.17) for the stability estimate (3.16) to hold means simply that  $z_0$  and  $z_1$  have to be close together and that they are sufficiently near  $\varphi(C)$ . For  $\Theta < 1$  it also requires that the observations are bounded away from the boundary of  $\mathcal{V}$ . Of course, the Lipschitz constant of the stability estimate deteriorates when  $\chi \rightarrow 1^-$  and it blows up if in addition  $R_G = R$  ( $\chi = 1$  allows that  $z_i$  approaches some center of curvature of  $\varphi(C)$ ).

To conclude this paragraph, let us anticipate how Theorem (3.1) could be applied to the estimation of the diffusion coefficient  $a$  in an elliptic equation : comparing (2.11) and (3.6) shows that there is a chance of applying this theorem with  $E = L^2(0, 1)$ , as (2.11) will easily give us the first inequality of (3.6) with  $\alpha_m > 0$ . It remains to check if the other inequalities in (3.6), (3.7), (3.9) will hold with  $E = L^2(0, 1)$ . We discuss these matters in the next sections.

#### 4 The boundary source case : How to learn something from a trivial case

We consider in this section the 1-D elliptic equation :

$$(4.1) \quad -(au_x)_x = 0 \quad 0 < x < 1$$

together with the boundary conditions :

$$(4.2) \quad u(0) = 0 \quad a(1)u_x(1) = g$$

where :

$$(4.3) \quad g \in \mathbf{R}$$

is a given boundary injection rate.

We remark first that the boundary condition at  $x = 1$  suppresses the under determination inherent to equation (4.1) itself which was pointed out in Section 2.1. Thus the estimation of  $a$  from a measurement of  $u$  has a chance of being better behaved.

We remark also that the (unique) solution to (4.1), (4.2) can be given by a very simple explicit formula :

$$(4.4) \quad u(x) = g \int_0^x \frac{dy}{a(y)}, \quad 0 \leq x \leq 1.$$

We consider now the estimation of  $a$  in (4.1), (4.2) from an  $H^1$ -observation of  $u$ , i.e. from  $a$  a measurement  $z$  of  $u_x$  : Given :

$$(4.5) \quad 0 < a_m \leq a_M$$

we define :

$$(4.6) \quad C = \{a : [0, 1] \rightarrow \mathbf{R} \mid a \text{ measurable, } a_m \leq a(x) \leq a_M \text{ for a.e. } x \in [0, 1]\} \\ \text{(set of admissible parameters),}$$

$$(4.7) \quad F = L^2(0, 1) \quad \text{(observation space),}$$

$$(4.8) \quad \begin{cases} \varphi : C \rightarrow F \text{ defined by} \\ \varphi(a) = u_x = g/a, \quad \forall a \in C, \end{cases} \quad \text{(parameter} \rightarrow \text{output mapping).}$$

Then to any observation :

$$(4.9) \quad z \in F$$

we associate the error function :

$$(4.10) \quad J(a) = \|\varphi(a) - z\|_F^2 = \int_0^1 |u_x - z|^2$$

and estimate the corresponding  $a$  by solving the nonlinear least squares problem :

$$(4.11) \quad \text{find } \hat{a} \in C \quad \text{which minimizes } J(a) \text{ over } C.$$

Of course, this problem is trivial because the mapping  $\varphi$  has a very simple analytical form, and we should be able to apply Theorem (3.1) without any difficulty.

So we estimate the coefficient  $\alpha_m$ ,  $\alpha_M$  and  $\beta$  defined in (3.6), (3.9) :

Given  $a_0, a_1 \in L^\infty$ , and  $t \in [0, 1]$ , one has :

$$(4.12) \quad |V(t)|_F = |g| \left\{ \int_0^1 \frac{(a_1 - a_0)^2}{((1-t)a_0 + ta_1)^4} dx \right\}^{\frac{1}{2}}$$

$$(4.13) \quad |A(t)|_F = |g| \left\{ \int_0^1 \frac{(a_1 - a_0)^4}{((1-t)a_0 + ta_1)^6} dx \right\}^{\frac{1}{2}}.$$

As we expected it at the end of section 3, choosing  $E = L^2(0, 1)$  will yield the first estimate of (3.6) with  $\alpha_m = |g| / a_M^2$ . But the estimate (3.9) on  $|A(t)|_F$  has no chance to hold, as  $(a_1 - a_0)^2$  will never be in  $L^2(0, 1)$  when  $a_0, a_1$  are only in  $L^2(0, 1)$ ! (Basically, the problem comes from the fact that  $a \rightarrow 1/a$  is not twice differentiable on  $L^2(0, 1)$ ).

So Theorem (3.1) does not apply to problem (4.6)-(4.10). But obviously, it was silly to take  $a$  as unknown parameter when  $u$  is proportional to  $1/a$ ! So we make the one to one change of unknown parameter :

$$(4.14) \quad b = 1/a$$

and define our set of admissible parameters by :

$$(4.15) \quad D = \{b : [0, 1] \rightarrow \mathbf{R} \mid b \text{ measurable, } b_m \leq b(x) \leq b_M \text{ for a.e. } x \in [0, 1]\}$$

where of course :

$$(4.16) \quad b_m = 1/a_M > 0, \quad b_M = 1/a_m < +\infty.$$

Then the analytical form of  $\varphi$  simplifies further :

$$(4.17) \quad \varphi(b) = gb$$

so that  $\varphi$  is perfectly linear, and hence  $\varphi(D)$  is convex (which shows that  $\varphi(C)$  is convex too!). Then Theorem (3.1) applies immediately with :

$$(4.18) \quad \alpha_m = |g| = \alpha_M, \quad \beta = 0.$$

Hence we proved :

**Theorem 4.1** *Let  $b_m, b_M, g$  be given by (4.16), (4.5), (4.3) and let  $D$  and  $\varphi$  be defined by (4.15), (4.17). Then the least-squares problem :*

$$(4.19) \quad \text{find } \hat{b} \in D \text{ which minimizes } J(b) = |\varphi(b) - z|^2 \text{ over } D$$

*for the estimation of  $b$  from the measurement of  $u_x$  in  $L^2$  is  $Q$ -wellposed on  $\mathcal{V} = F = L^2(0, 1)$  for the  $\|b_1 - b_0\|_{L^2}$  distance on  $D$ .*

The interest of this result for the sequel is that one cannot use  $a$  as a parameter if we want to use the technique of paragraph 2.2 to obtain an  $L^2$  well-posedness result, and that  $b = 1/a$  is a better candidate for that purpose.

## 5 The Dirac source case

### 5.1 Setting of the problem

Following the suggestion made at the end of Section 4, we take as unknown parameter  $b = 1/a$  throughout the remainder of this paper. We consider in this paragraph the one-dimensional elliptic equation (2.1), but with a source term  $f$  made of a combination of Dirac functions :

$$(5.1) \quad -(b^{-1}u_x)_x = \sum_{i \in J} f_j \delta(x - x_j), \quad 0 < x \leq 1,$$

which we complement this time with Dirichlet boundary conditions :

$$(5.2) \quad u(0) = u(1) = 0,$$

where of course :

$$(5.3) \quad \begin{cases} J \text{ is a finite set of indices} \\ x_j \in ]0, 1[ \text{ denotes the location of the } j\text{-th source} \\ f_j \in \mathbf{R} \text{ denotes the amplitude of the } j\text{-th source.} \end{cases}$$

Differently from the boundary source case of Section 4, the boundary conditions (5.2) do not bring any explicit information on the unknown parameter  $b$ . Hence one is expecting some under determination for the determination of  $b$  if  $1/u_x$  happens to be bounded as seen in Section 2. We shall take advantage of the existence of an explicit solution to (5.1), (5.2) :

$$(5.4) \quad u(x) = - \int_0^x b(y) \{H(y) - \bar{H}_b\} dy$$

where :

$$(5.5) \quad H(x) = \int_0^x \sum_{j \in J} f_j \delta(y - x_j) dy$$

(primitive of the right-hand side)

$$(5.6) \quad \bar{H}_b = \frac{\int_0^1 b(y) H(y) dy}{\int_0^1 b(y) dy}$$

(b-weighted mean value of H).

We consider first the same set of admissible parameters as in (4.15) :

$$(5.7) \quad D = \{b : [0, 1] \rightarrow \mathbf{R} \mid b \text{ measurable, } b_m \leq b(x) \leq b_M \text{ for a.e. } x \in [0, 1]\}$$

where :

$$(5.8) \quad 0 < b_m \leq b_M$$

are known lower and upper bounds to  $b$ , and suppose we are able to find some measure of the solution  $u$  in  $H_0^1(0, 1)$ , or equivalently, as  $(|u| + |u_x|^2)^{\frac{1}{2}}$  and  $|u_x|$  are equivalent norms on  $H_0^1(0, 1)$ , of its derivative  $u_x$  in  $L^2(0, 1)$ . Hence we take as data space :

$$(5.9) \quad F = L^2(0, 1)$$

and define the parameter  $\rightarrow$  output mapping  $\varphi$  by :

$$(5.10) \quad \varphi : b \in D \rightarrow \varphi(b) = u_x = -b\{H - \bar{H}_b\} \in F.$$

Given now :

$$(5.11) \quad z \in F = L^2(0, 1)$$

we consider the problem of estimating  $b$  in  $D$  from the data  $z$ . As we have seen in Section 2, one needs a lower bound to  $|u_x|$  in order to apply the stability Lemma (1). This can be easily achieved in our case by supposing that the experimental device (i.e. the sources) satisfy, for some  $H_m, H_M \in \mathbf{R}$  :

$$(5.12) \quad 0 < H_m \leq |H(x) - \bar{H}_b| \leq H_M, \quad \forall x \in [0, 1], \forall b \in D.$$

(Notice that (5.12) will be automatically satisfied for example if a finite number of sources and sinks of the same amplitude are located in an alternate way from the left to the right). We define :

$$(5.13) \quad \mathcal{H} = \frac{H_m}{H_M} \times \frac{b_m}{b_M}$$

and note that  $\mathcal{H}$  converges to a constant if  $b_M/b_m \rightarrow 1$  (“homogeneous case”) and  $\mathcal{H} \rightarrow 0$  when  $b_M/b_m \rightarrow +\infty$  (“heterogeneous case”). In order to obtain a stability result for  $b$  in a weighted  $L^2$ -norm, we define also :

$$(5.14) \quad h(x) = \text{Inf}_{b \in D} | H(x) - \bar{H}_b | \quad \forall x \in [0, 1]$$

which satisfies :

$$(5.15) \quad \begin{cases} h(x) \geq H_m > 0 & \forall x \in [0, 1] \\ |h| \geq H_m > 0. \end{cases}$$

Hypothesis (5.12) yields immediately, using (5.4) and (5.7), the sought for lower bound to  $|u_x|$  :

$$(5.16) \quad |u_x(x)| \geq b_m H_m \text{ for a.e. } x \in [0, 1], \forall b \in D,$$

which is required to apply Lemma (1). But at the same time (5.16) shows that  $1/u_x$  is bounded, which leads to difficulties as it makes it possible for two different  $b$ 's of  $D$  to yield exactly the same solution  $u$  of (5.1), (5.2) !

## 5.2 Using the stability estimate

We obtain now for  $b = 1/a$  a stability estimate similar to the one we had in (2.11) for  $a$ . For any two  $b_0, b_1 \in D$  one obtains (compare with (2.2)) :

$$(5.17) \quad \frac{b_0 - b_1}{b_1} \{H - \bar{H}_{b_0}\} = \frac{u_{0x} - u_{1x}}{b_1} + \text{unknown constant.}$$

Then one has :

**Lemma 2** *Let  $b_0, b_1 \in D$  and  $u_0, u_1$  be the corresponding solutions to the Dirichlet problem (5.1), (5.2), and suppose that hypothesis (5.8), (5.12) hold. Then :*

$$(5.18) \quad \mathcal{H} \sin \psi | (b_1 - b_0)(H - \bar{H}_{b_0}) | \leq |u_{1x} - u_{0x}|$$

where  $\mathcal{H}$  is defined in (5.13), and :

$$(5.19) \quad \begin{cases} \psi \in [0, \frac{\pi}{2}] \text{ is the angle between the} \\ \text{directions } (b_0 - b_1)/b \text{ and } \{H - \bar{H}_{b_0}\}^{-1}. \end{cases}$$

### Proof

Applying Lemma (1) to (5.17) with  $d = (b_0 - b_1)/b_1$  and  $w = \{H - \bar{H}_{b_0}\}^{-1}$ , noticing that :

$$|d| \geq H_M^{-1}, \quad |w|_\infty \leq H_m^{-1}$$

and defining  $\psi$  as in (5.19) yields :

$$\frac{H_m}{H_M} \sin \psi | \frac{b_0 - b_1}{b_1} \{H - \bar{H}_{b_0}\} | \leq | \frac{u_{0x} - u_{1x}}{b_1} |$$

which in turn yields (5.18) using (5.8) and (5.13). ■

As we noticed in Section 4.1, the estimate (5.18) vanishes if  $(b_0 - b_1)/b_1$  happens to be proportional to the piecewise constant function  $\{H - \bar{H}_b\}^{-1}$ : the problem of estimating  $b$  in  $D$  from a measurement of  $u_x$  is underdetermined, or in other terms the parameter  $\rightarrow$  output mapping  $\varphi$  is not injective. We take care of this in the next paragraph.

### 5.3 Eliminating the underdetermination

There are two ways for handling the non-injectivity of  $\varphi$ :

- Either one decides to live with it, so that one replaces the search for  $b$  by the search for (connected components of) equivalence classes of  $b$ 's [2].
- Or one adds some additional information in order to suppress the underdetermination as for example in the regularization technique.

We shall follow here the second approach, but rather than adding a general-purpose regularizing term, we shall add the minimum amount of information that it is needed to suppress the underdetermination. The idea is to prevent  $(b_0 - b_1)/b_1$  and  $\{H - \bar{H}_{b_0}\}^{-1}$  to become proportional, or better, in sight of Lemma (2), to prevent the angle between the corresponding directions to become smaller than some  $\psi_m > 0$ . This will be done by noticing that  $\{H - \bar{H}_{b_0}\}^{-1}$  necessarily has a discontinuity at each point source  $x_j, j \in J$ , and by requiring that  $(b_0 - b_1)/b_1$  is constant around some (at least one !) of the source points  $x_j$ . So we define :

$$(5.20) \quad \bar{J} \subset J \text{ nonempty subset of indexes of source points} \\ \text{at which additional information on } b \text{ is known}$$

$$(5.21) \quad \eta = (\eta_j > 0, j \in \bar{J}) \text{ vector of radii of balls on} \\ \text{which information on } b \text{ is known,}$$

which of course are supposed to satisfy :

$$(5.22) \quad \forall j \in \bar{J}, \quad I_j = ]x_j - \eta_j, x_j + \eta_j[ \subset ]0, 1[$$

$$(5.23) \quad \forall j_1, j_2 \in \bar{J}, \quad j_1 \neq j_2, \quad I_{j_1} \cap I_{j_2} = \emptyset.$$

We may then define our new admissible parameter set by :

$$(5.24) \quad D_\eta = \{b \in D \mid \forall j \in \bar{J}, b(x) = b_j = \text{unknown constant on } I_j\}$$

for which we have :

**Lemma 3** *Let hypotheses (5.8), (5.12) of Section 5.1 hold, and let  $D_\eta$  be defined by (5.20) - (5.24). First one has :*

$$(5.25) \quad 0 \leq 1 - \frac{1}{4} \sum_{j \in \bar{J}} \eta_j \Delta_j^2 < 1$$

where :

$$(5.26) \quad \Delta_j = |f_j| H_m / H_M^2 \quad \forall j \in \bar{J}$$

which allows to define the underdetermination angle  $\psi_m$  by :

$$(5.27) \quad \begin{cases} 0 < \psi_m \leq \pi/2 \\ \cos \psi_m = 1 - \frac{1}{4} \sum_{j \in J} \eta_j \Delta_j^2. \end{cases}$$

Moreover, for any  $b_0, b_1 \in D_\eta$ , the angle  $\psi$  between the directions of  $(b_0 - b_1)/b_1$  and  $\{H - \bar{H}_{b_0}\}^{-1}$  satisfies :

$$(5.28) \quad \psi \geq \psi_m > 0$$

Proof

Let  $b_0, b_1 \in D_\eta$  be given. The angle  $\psi$  between the directions of  $(b_0 - b_1)/b_1$  and  $\{H - \bar{H}_{b_0}\}^{-1}$  is the angle between the unit vectors  $c$  and  $v$  defined by :

$$(5.29) \quad c = \frac{(b_0 - b_1)/b_1}{|(b_0 - b_1)/b_1|}, v = \pm \frac{\{H - \bar{H}_{b_0}\}^1}{|\{H - \bar{H}_{b_0}\}^{-1}|}$$

where the  $\pm$  sign has been chosen such that :

$$(5.30) \quad \langle c, v \rangle \geq 0.$$

So we have, by definition of  $c$  and  $v$  :

$$(5.31) \quad |c| = |v| = 1$$

$$(5.32) \quad \cos \psi = \langle c, v \rangle \geq 0.$$

The latter equation rewrites, using the mediane theorem :

$$(5.33) \quad \cos \psi = 1 - \frac{1}{2} |c - v|^2 \geq 0.$$

In order to find a lower bound to  $\psi$ , we have to find a lower bound to  $|c - v|^2$ . But  $c$  and  $v$  have a very simple shape over each  $I_j$  interval surrounding a source point  $x_j$  where  $j \in \tilde{J}$  (see Figure 5.3 :

$$(5.34) \quad c(x) = c_j = \text{constant} \quad \forall x \in I_j$$

(by definition of  $D_\eta$ ),

$$(5.35) \quad v(x) = \begin{cases} v_j^- = \text{constant} & \forall x \in I_j, x < x_j \\ v_j^+ = \text{constant} & \forall x \in I_j, x > x_j \end{cases}$$

(by definition of the  $H$  function),

and a simple calculation shows that :

$$(5.36) \quad |v_j^+ - v_j^-| \geq \Delta_j \quad \forall j \in J$$

where  $\Delta_j$  is defined in (5.26). Hence, from the hypotheses (5.22), (5.23) we obtain :

$$\begin{aligned} |c - v|^2 &\geq \sum_{j \in J} \int_{I_j} |c(x) - v(x)|^2 dx \\ &= \sum_{j \in J} \eta [(c_j - v_j^-)^2 + (c_j - v_j^+)^2]. \end{aligned}$$



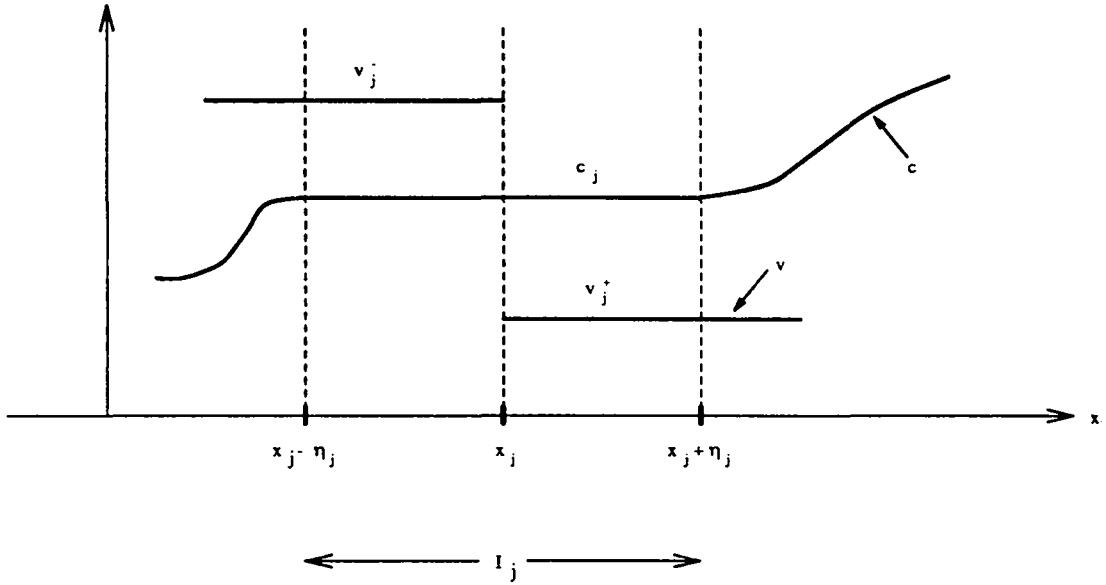


Figure 5.1: Behaviour of  $c$  and  $v$  on the  $I_j$  interval for  $j \in \bar{J}$ .

The second order polynomial in  $c_j$  inside the bracket is minimum for  $c_j = (v_j^- + v_j^+)/2$ . Hence, using (5.36), we obtain :

$$(5.37) \quad |c - v|^2 \geq \frac{1}{2} \sum_{j \in \bar{J}} \eta_j \Delta_j^2.$$

But of course, because of (5.30), (5.31) we have :

$$|c - v|^2 = |c|^2 + |v|^2 - 2 \langle c, v \rangle \leq 2$$

which, together with (5.37) proves (5.25), and allows to define  $\psi_m$  by (5.27). From (5.33) and (5.37) we obtain :

$$\cos \psi \leq 1 - \frac{1}{4} \sum_{j \in \bar{J}} \eta_j \Delta_j^2$$

i.e. using (5.27) :

$$\cos \psi \leq \cos \psi_m$$

which proves (5.28). ■

At this point, we already have a precise stability estimate for the estimation of  $b$  in  $D_\eta$  in the zero-residual case by combining Lemma (2) and (3) :

$$(5.38) \quad \begin{cases} \forall b_0, b_1 \in D_\eta \\ \mathcal{H} \sin \psi_m | (b_1 - b_0)(H - \bar{H}_{b_0}) | \leq | \varphi(b_1 - \varphi(b_0)) | . \end{cases}$$

We combine in the two next paragraphs this estimate with the geometrical approach of Section 3 in order to obtain a stability result for the non-zero residual case.

#### 5.4 Estimation of the geometrical quantities associated to $D_\eta$ and $\varphi$

In this paragraph we check the prerequisites for the application of the geometric theory of Section 3 to the problem :

$$(5.39) \quad \text{find } \hat{b} \in D_\eta \text{ which minimizes } J(b) = | \varphi(b) - z |_F^2 \text{ over } D_\eta,$$

where  $D_\eta$  is defined in (5.24),  $\varphi$  in (5.10) and  $z$  in (5.11). Given  $b_0, b_1$  in  $D_\eta$ ,  $b_0 \neq b_1$ , we define a path  $P$  in  $\varphi(D_\eta)$  by :

$$(5.40) \quad \begin{cases} P(t) = \varphi(b_t) \\ b_t = (1-t)b_0 + tb_1. \end{cases} \quad \forall t \in [0, 1]$$

We notice first that  $P$  is infinitely differentiable from  $[0, 1]$  to  $F$ , as  $\varphi$  is wellknown to be infinitely differentiable from  $D$  equipped with the  $L^\infty(0, 1)$  norm to  $F = L^2(0, 1)$ . Hence :

$$(5.41) \quad V(t) = P'(t), \quad A(t) = P''(t)$$

exist for any  $t \in [0, 1]$ . We can now forget about the  $L^\infty$  norm on  $D_\eta$ , and we choose a norm  $|\cdot|_E$  on  $D_\eta$  such that  $E$  is a Banach space,  $D_\eta$  is a closed (convex) subset of  $E$  and that the estimations (3.6), (3.7), (3.8) on  $V(t)$  and  $A(t)$  hold. In sight of the  $L^2$ -stability estimate (5.38) obtained in Section 5.3, a proper choice for  $E$  is :

$$(5.42) \quad E = L^2(0, 1)$$

for which  $D_\eta$  is clearly a closed (convex) subset. We are left with the estimation of the constants  $\alpha_m, \alpha_M$  of (3.6) and  $\Theta$  and  $R$  of (3.7) which have to satisfy (3.9) :

- estimation of  $\alpha_m$  : We approximate  $V(t)$  by the finite difference  $(P(t+dt) - P(t))/dt$ . For any  $t \in [0, 1]$  and  $dt \in \mathbf{R}$  such that  $t+dt \in [0, 1]$  one has :

$$P(t+dt) - P(t) = \varphi(b_{t+dt}) - \varphi(b_t)$$

and, using (5.38) :

$$\begin{aligned} | P(t+dt) - P(t) | &\geq \mathcal{H} \sin \psi_m | (b_{t+dt} - b_t)(H - \bar{H}_{b_t}) | \\ &= \mathcal{H} \sin \psi_m dt | (b_1 - b_0)(H - \bar{H}_{b_t}) | . \end{aligned}$$

Dividing by  $dt$  and passing to the limit yields :

$$(5.43) \quad | V(t) | \geq \mathcal{H} \sin \psi_m | (b_1 - b_0)(H - \bar{H}_{b_t}) |$$

and, using (5.15),

$$(5.44) \quad \alpha_m = H_m \mathcal{H} \sin \psi_m .$$

- estimation of  $\alpha_M$  : In order to calculate  $V(t)$  from the closed formula (5.10) for  $P(t) = \varphi(b_t)$ , we begin by calculating the Gateaux derivative of  $\bar{H}_b$  at  $b \in D$  in the direction  $c \in L^\infty(0, 1)$ . For  $k$  sufficiently small one has :

$$\bar{H}_{b+kc} = \frac{\int_0^1 (b+kc)H}{\int_0^1 (b+kc)} = \frac{\int_0^1 (b+kc)(\frac{u_x}{b} + \bar{H}_b)}{\int_0^1 (b+kc)} = \frac{\int_0^1 u_x + k \int_0^1 \frac{cu_x}{b}}{\int_0^1 (b+kc)} + \bar{H}_b.$$

But  $\int_0^1 u_x = 0$ , and  $u_x = b(H - \bar{H}_b)$ . Hence :

$$\bar{H}_{b+kc} = \bar{H}_b + k \frac{\int_0^1 c(H - \bar{H}_b)}{\int_0^1 (b+kc)},$$

which shows that :

$$(5.45) \quad \frac{d}{dk} \bar{H}_{b+kc} |_{k=0} = \frac{\int_0^1 c(H - \bar{H}_b)}{\int_0^1 b}.$$

This implies that :

$$(5.46) \quad \frac{d\bar{H}_{b_t}}{dt} = \frac{\int_0^1 (b_1 - b_0)(H - \bar{H}_{b_t})}{\int_0^1 b_t}.$$

Using the closed form formula (5.10) yields :

$$(5.47) \quad V(t) = (b_1 - b_0)(H - \bar{H}_{b_t}) - \frac{b_t}{\int_0^1 b_t} \int_0^1 (b_1 - b_0)(H - \bar{H}_{b_t})$$

which we rewrite as :

$$\begin{aligned} V(t) &= (b_1 - b_0)(H - \bar{H}_{b_t}) - \int_0^1 (b_1 - b_0)(H - \bar{H}_{b_t}) \\ &+ \left(1 - \frac{b_t}{\int_0^1 b_t}\right) \int_0^1 (b_1 - b_0)(H - \bar{H}_{b_t}). \end{aligned}$$

Remembering that :

$$(5.48) \quad \forall v \in L^2(0, 1), \quad |v|_{L^2/\mathbb{R}} = |v - \int_0^1 v|_{L^2} \leq |v|_{L^2}$$

we see that ( $|v|_{L^1(0,1)} \leq |v|_{L^2(0,1)}$ ) :

$$|V(t)|_{L^2} \leq |(b_1 - b_0)(H - \bar{H}_{b_t})|_{L^2} + \left|1 - \frac{b_t}{\int_0^1 b_t}\right|_{L^2} |(b_1 - b_0)(H - \bar{H}_{b_t})|.$$

A simple calculation shows that :

$$\left|1 - \frac{b_t(x)}{\int_0^1 b_t}\right| \leq \frac{b_M}{b_m} - 1 \quad \forall x \in [0, 1]$$

so that finally :

$$(5.49) \quad |V(t)| \leq \frac{b_M}{b_m} |(b_1 - b_0)(H - \bar{H}_{b_t})| \leq \frac{b_M}{b_m} H_M (b_1 - b_0)$$

and hence :

$$(5.50) \quad \alpha_M = H_M \frac{b_M}{b_m}.$$

- estimation of  $\Theta$  and  $R$ . We differentiate formula (5.47) with respect to  $t$  in order to obtain  $A(t)$ . Letting  $c = b_1 - b_0$  one obtains easily, using (5.46) :

$$(5.51) \quad A(t) = -2 \frac{\int_0^1 c(H - \bar{H}_{b_t})}{\int_0^1 b_t} \left\{ c - \frac{b_t}{\int_0^1 b_t} \int_0^1 c \right\}$$

Estimating the  $L^2$ -norm of the term in the parentheses by the same technique we have just used for  $V(t)$  yields :

$$|A(t)| \leq 2 \frac{|c(H - \bar{H}_{b_t})|}{b_m} \times \frac{b_M}{b_m} |c|$$

which, together with the lower bound (5.43) on  $|V(t)|$  yields, as  $|c| \leq b_M - b_m$  :

$$\frac{|A(t)|}{|V(t)|^2} \leq \frac{2}{b_m H_M \mathcal{H}^3 \sin^2 \psi_m},$$

$$\frac{|A(t)|}{|V(t)|} \leq \frac{2 \left( \frac{b_M}{b_m} - 1 \right) \frac{b_M}{b_m}}{\mathcal{H} \sin \psi_m},$$

so that we can choose, using (3.7)

$$(5.52) \quad R = \frac{1}{2} b_m H_M \mathcal{H}^3 \sin^2 \psi_m,$$

$$(5.53) \quad \Theta_1 = \frac{2 \left( \frac{b_M}{b_m} - 1 \right) \frac{b_M}{b_m}}{\mathcal{H} \sin \psi_m}.$$

- refining the estimation : The output set  $\varphi(C)$  tends to become convex when  $|\eta|_{\infty} \rightarrow 1/2$ , i.e. when the largest interval on which  $b$  is known to be constant tends to fill the whole space domain  $[0, 1]$ . Let us first see whether this fact is reflected in our estimations of  $R$  and  $\Theta$  : when  $|\eta|_{\infty} \rightarrow 1/2$ ,  $R$  given by (5.52) remains bounded, and we have not been able to improve upon that using the above technique (i.e. to find a better estimation such that  $R \rightarrow \infty$  when  $|\eta|_{\infty} \rightarrow 1/2$ ). Also  $\Theta$ , given by (5.53) does not vanish when  $|\eta|_{\infty} \rightarrow 1/2$ . We give next an alternative estimate of the deflection which has this property. From (5.51) we find, using (5.48) :

$$(5.54) \quad |A(t)| \leq 2 \frac{|c(H - \bar{H}_{b_t})|}{b_m} \left\{ |c|_{L^2/\mathbf{R}} + \frac{|b_t|_{L^2/\mathbf{R}}}{b_m} |c|_{L^1} \right\}.$$

Let us denote by  $\hat{j}$  the index of the source with the largest interval  $I_j$ , so that :

$$(5.55) \quad |\eta|_{\infty} = \text{Max}_{j \in J} \eta_j = \eta_{\hat{j}}.$$

But  $c$  takes a constant value  $c_{\hat{j}}$  on the interval  $I_{\hat{j}}$ , so that  $c - \hat{c}_j \equiv 0$  on  $I_{\hat{j}}$ , and  $|c - \hat{c}_j| \leq 2(b_M - b_m)$  outside of  $I_{\hat{j}}$ . Hence :

$$|c|_{L^2/\mathbf{R}} \leq |c - c_{\hat{j}}|_{L^2} \leq 2(1 - 2|\eta|_{\infty})^{\frac{1}{2}} (b_M - b_m)$$

Similarly :

$$|b_t|_{L^2/\mathbf{R}} \leq |b_t - b_{t_{\hat{j}}}|_{L^2} \leq (1 - 2|\eta|_{\infty})^{\frac{1}{2}} (b_M - b_m)$$

which yields, as  $|c|_{L^1} \leq b_M - b_m$  :

$$|A(t)| \leq 2 |c(H - \bar{H}_{bt})| (1 - 2 |\eta|_\infty)^{\frac{1}{2}} \left( \frac{b_M}{b_m} - 1 \right) \left( \frac{b_M}{b_m} + 1 \right),$$

so that :

$$(5.56) \quad \frac{|A(t)|}{|V(t)|} \leq \frac{2(1 - 2 |\eta|_\infty)^{\frac{1}{2}} \left( 1 + \frac{b_m}{b_M} \right) \left( \frac{b_M}{b_m} - 1 \right) \frac{b_M}{b_m}}{\mathcal{H} \sin \psi_m}$$

which, in sight of (3.7), gives the following upper bound for the deflection :

$$(5.57) \quad \Theta_2 = \frac{2(1 - 2 |\eta|_\infty)^{\frac{1}{2}} \left( 1 + \frac{b_m}{b_M} \right) \left( \frac{b_M}{b_m} - 1 \right) \frac{b_M}{b_m}}{\mathcal{H} \sin \psi_m}.$$

When  $|\eta|_\infty$  is small, the estimation (5.57) is less precise than (5.53), so we take as final estimate for the deflection :

$$(5.58) \quad \Theta = \text{Min} \left\{ 1, (1 - 2 |\eta|_\infty)^{\frac{1}{2}} \left( 1 + \frac{b_m}{b_M} \right) \right\} \frac{2 \left( \frac{b_M}{b_m} - 1 \right) \frac{b_M}{b_m}}{\mathcal{H} \sin \psi_m}.$$

The corresponding shape coefficient  $\tau$  is then given by (cf.(3.8), (3.9)) :

$$(5.59) \quad \tau = \frac{\Theta}{\Delta/R} = \frac{\Theta \times R}{\alpha_M \text{ diam } c}$$

i.e.

$$(5.60) \quad \tau = \text{Min} \left\{ 1, (1 - 2 |\eta|_\infty)^{\frac{1}{2}} \left( 1 + \frac{b_m}{b_M} \right) \right\} \mathcal{H}^2 \sin \psi_m.$$

The knowledge of the shape coefficient  $\tau$  allows the determination of the maximum deflection  $\Theta_M$  by (3.13) and of the lower bound  $R_G$  to global radii of curvature by (3.12).

## 5.5 The final stability result

Having estimated in the previous paragraph all geometrical quantities associated in (3.6), (3.7), (3.9) to  $\varphi(D_{eta})$  we can now apply Theorem (3.1) to obtain wellposedness of the least squares problem (5.39) :

**Theorem 5.1** *Suppose that the lower and upper bounds  $b_m$  and  $b_M$  on  $b$ , the source locations and amplitudes  $x_j, f_j, j \in J$ , and the radii  $\eta_j, j \in \tilde{J}$  of the balls surrounding the sources over which  $b$  is known to take constant values satisfy the following conditions :*

$$(5.61) \quad \begin{cases} 0 < b_m \leq b_M \\ I_j = ]x_j - \eta_j, x_j + \eta_j[ \subset ]0, 1[ \quad \forall j \in \tilde{J} \\ I_j \cap I_{j'} = \emptyset \quad \forall j, j' \in \tilde{J}, j \neq j' \\ \text{( of course ! )} \end{cases}$$

$$(5.62) \quad H_m > 0 \quad (\text{proper arrangement of sources})$$

where  $H_m$  is defined by (5.5), (5.12),

$$(5.63) \quad \Theta < \Theta_M \quad (\text{deflection size} \times \text{curvature condition})$$

where  $\Theta$  is defined by (5.58) and  $\Theta_M$  by (3.13), (5.60). Then, if  $R_G$  is defined by (3.12), (5.52) and (5.60), for any data  $z$  satisfying :

$$(5.64) \quad z \in \mathcal{V} = \{z \in L^2(0,1) \mid d(z, \varphi(D_\eta)) < R_G\}$$

the least-squares problem (5.39) for the estimation of  $b$  in  $D_\eta$  from the measurement  $z$  of  $u_x$  is  $Q$ -wellposed for the  $h$ -weighted  $L^2$  norm on  $b$ , and the following stability estimate holds :

$$(5.65) \quad \mathcal{H} \sin \psi_m \mid h(\hat{b}_0 - \hat{b}_1) \mid_{L^2} \leq \frac{1}{1 - \chi R_G/R} \mid z_0 - z_1 \mid_{L^2}$$

as soon as :

$$(5.66) \quad \mid z_0 - z_1 \mid_{L^2} + \text{Max}_{j=0,1} d(z_j, \varphi(D_\eta)) \leq \chi R_G, \quad 0 < \chi < 1.$$

Notice first from (5.58) that the size  $\times$  curvature condition (5.63) will be satisfied as soon as  $b_M/b_m$  is close enough to 1 or  $\mid \eta \mid_\infty$  is close enough to  $1/2$  ! Hence for each value of  $\mid \eta \mid_\infty$ , there exists an upperbound to the ratio  $b_M/b_m$  for which the inverse problem is wellposed, this upperbound being less and less restrictive when  $\mid \eta \mid_\infty$  approaches  $1/2$ , i.e. when one of the balls over which the parameter is known to be constant tends to fill up the space domain.

Notice also that one obtains stability of  $b$  for a weighted  $L^2$ -norm : the stability of  $b$  is better at locations  $x$  where  $h(x)$  is large, i.e. where  $\mid u_x(x) \mid$  is large, which corresponds to the physical intuition ...

Notice also from the formula (3.12) defining  $R_G$  that the size of the neighborhood  $\mathcal{V}$  on which stability holds will be  $R$  independently of the size of  $D_\eta$ , provided that  $b_M/b_m$  is small enough so that  $\Theta$  given by (5.58) is smaller than  $\pi/2$ . Allowing the size of  $D_\eta$  to grow beyond this limit will be paid by a reduction of the size of  $\mathcal{V}$  to  $R_G < R$ , with  $R_G$  approaching zero when  $b_M/b_m$  approaches its upper limit corresponding to  $\Theta = \Theta_M$  given by (3.13).

To conclude this paragraph, we give the numerical values of all constants appearing in the stability Theorem (5.1) in the simple case where the right hand side of the elliptic equations contains only one Dirac source of amplitude one located at the center of the interval. Hence we are estimating the coefficient  $b$  in :

$$(5.67) \quad -(b^{-1}u_x)_x = \delta(x - \frac{1}{2}), \quad 0 < x < 1,$$

$$(5.68) \quad u(0) = u(1) = 0$$

from :

$$(5.69) \quad z \in L^2(0,1) = \text{measurement of } u_x$$

using the additional information that :

$$(5.70) \quad b \in D_\eta = \{b \mid 0 < b_m \leq b(x) \leq b_M, \quad b = \text{constant over } ]\frac{1}{2} - \eta, \frac{1}{2} + \eta[ \}.$$

The problem is hence completely specified as soon as one has chosen :

$$(5.71) \quad \eta \in ]0, 1/2[ \text{ (radius of the ball over which the parameter } b \text{ is known to be constant)}$$

$$(5.72) \quad \zeta = b_M/b_m \in [1, +\infty[ \text{ (upper to lower bound ratio for } b)$$

$$(5.73) \quad b_m > 0 \text{ (lower bound to } b)$$

One finds then immediately that :

$$(5.74) \quad \begin{aligned} h(x) &= \text{constant} = H_m = (1 + \zeta)^{-1} \\ H_M &= \zeta(1 + \zeta)^{-1} \\ \mathcal{H} &= \zeta^{-2} \end{aligned}$$

so that the stability estimate (5.65) rewrites as :

$$(5.75) \quad |\hat{b}_0 - \hat{b}_1|_{L^2} \leq \frac{\zeta^2(1 + \zeta)}{\sin \psi_m} \times \frac{1}{1 - \chi(R_G/R)} |z_0 - z_1|_{L^2}.$$

For each value of the “regularization” parameter  $\eta$ , the size  $\times$  curvature condition (5.63) imposes an upper limit  $\zeta_M$  to the  $b_M/b_m$  ratio to ensure the wellposedness of the inverse problem. This upper limit  $\zeta_M$  is shown in Figure (5.2). It becomes unbounded when  $\eta$  approaches .5, (for  $\eta = .5$  the output set  $\varphi(D_\eta)$  is convex !).

In Figure (5.3) we show the radius of curvature  $R$  and the global radius of curvature  $R_G$  as functions of  $\eta$  and  $\zeta^{-1}$ . Note that the interval over which  $R_G$  is strictly smaller than  $R$  but still positive is quite small (compare (3.12), (3.13) and Figure (3.1)). Recall that positive values of  $R_G$  give the size of the cylindrical neighborhood of  $\varphi(D_\eta)$  with respect to which the inverse problem is Q-wellposed, provided that  $\zeta < \zeta_M$ . Figure (5.4) gives the graphs for the deflection  $\Theta$  in multiples of  $\pi$  and the shape coefficient  $\tau$ . Notice that  $\tau$  has very roughly the value .2 for values  $\eta$  and  $\zeta$  which give a deflection  $\Theta$  close to  $\pi/2$ . As it can be seen in Figure (3.2), this value of  $\tau$  corresponds to a maximum deflection  $\Theta_M$  only a little larger than  $\pi/2$ . Hence, for such values of  $\tau$  the set  $\{(\eta, \zeta) \mid \frac{\pi}{2} < \Theta(\eta, \zeta) \leq \Theta_M\}$  is small, and there is only little gain in allowing  $\Theta$  to pass beyond  $\pi/2$ . Then we show in Figure (5.5) left the Lipschitz constant of (5.75). This figure corresponds to the choice  $\chi = .5$ , so that the data  $z_0$  and  $z_1$  are located no further from  $\varphi(D_\eta)$  than “in the middle” of the security strip around  $\varphi(D_\eta)$  defined by  $R_G$ . For  $\chi = .1$  the graphs look similar to those of Figure (5.5) but scaled with the factor 1/2. Finally, in Figure (5.5) right we give the graph for  $\sin \psi_m$  associated with the set  $D_\eta$  for various values of  $\eta$  and  $\zeta^{-1}$ .

## 6 The distributed source case

In this section we consider the estimation of  $b$  in :

$$(6.1) \quad \begin{cases} -(b^{-1}u_x)_x = f \\ u(0) = u(1) = 0 \end{cases}$$

from observation of  $u_x$ , and with  $f \in L^2(0,1)$ . We put  $H(x) = \int_0^x f(s)ds$  and recall the notation of  $\bar{H}_b, D, b_m$ , and  $b_M$  of the previous section. Due to the increased assumption on the regularity of  $f$  in this section there always exists at least our zero of :

$$b^{-1}u_x = -H + \bar{H}_b, \quad b \in D$$

If the coefficients  $b$  are restricted to be constant in the neighborhood of zeroes of  $H - \bar{H}_b$  then it will be possible to establish stability in the sense of Section 3.

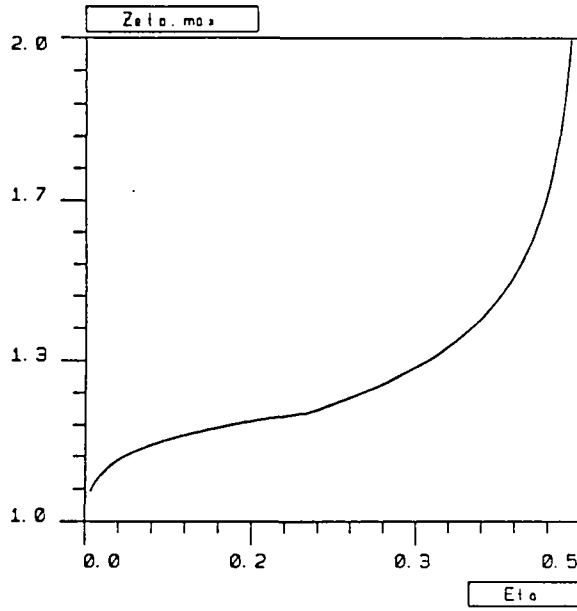


Figure 5.2: Upper limit  $\xi_M$  to  $b_M/b_m$  ensuring wellposedness of the inverse problem following Theorem (5.1) for Example (5.67)-(5.70).

For  $H_m > 0$  we define :

$$(6.2) \quad \Omega_m = \cap_{b \in D} \{x \in [0, 1] : |H(x) - \bar{H}_b| \geq H_m\}$$

and for  $b \in D$  we put :

$$\Omega_m^+ = \{x \in \Omega_m \mid H(x) - \bar{H}_b \geq H_m\}$$

and :

$$\Omega_m^- = \{x \in \Omega_m \mid H(x) - \bar{H}_b \leq -H_m\}.$$

It is assumed that  $\Omega_m$  is not empty. Since  $D$  is a connected subset of  $L^\infty$  and since  $b \rightarrow H(x) - \bar{H}_b$  is continuous from  $D \subset L^\infty$  to  $\mathbf{R}$  for every  $x \in [0, 1]$  it follows that  $\{H(x) - \bar{H}_b \mid b \in D\}$  is a connected subset of  $\mathbf{R}$  for every  $x \in [0, 1]$ . Consequently the definition of  $\Omega_m^+$  and  $\Omega_m^-$  is independent of the representative  $b \in D$  and  $\Omega_m^+ \cup \Omega_m^- = \Omega_m$ . Clearly  $\Omega_m$  is a closed set and hence its complement is open. It can therefore be represented as a countable union of nonintersecting open intervals. For simplicity we assume that there are only finitely many such intervals  $\{S_j\}_{j=1}^N$ , that they are indexed from left to right in the domain  $(0,1)$  and that  $S_1$  and  $S_N$  do not contain 0 or 1 in their closure. Between any pair of the end points 0 and 1 and of the intervals  $\{S_j\}_{j=1}^N$  there are subsets of  $\Omega_m^+$  and  $\Omega_m^-$ . Henceforth we assume that these subsets belong alternately to  $\Omega_m^+$  and  $\Omega_m^-$ . Furthermore let  $\eta = (\eta_1, \dots, \eta_N) \in \mathbf{R}^N$ ,  $\eta_j > 0$ , be a vector characterizing neighborhoods  $I_j = ]l_j - \eta_j, r_j + \eta_j[$  of  $S_j = ]l_j, r_j[$ . These neighborhoods are assumed to be pairwise disjoint. The notation is illustrated with the following Figure (6.1).

In analogy to the case of point sources in Section 5 we may refer to the intervals  $S_j$  as "sources". We also note that the complement of  $\Omega_m$  consists of one open interval in the case



that  $f \geq 0, f \neq 0$ , and provided that  $H_m > 0$  is small enough. It may also be useful to consider the following specific example.

**Remark 2** To illustrate further the set  $\Omega_m$  and its dependence on  $H_m$ , let us consider the specific case when  $f = k \in \mathbf{R}$ . In this case  $H(x) = kx$  and  $\bar{H} = k \frac{\int_0^1 sb(s)ds}{\int_0^1 b(s)ds}$ . Moreover, define :

$$\underline{x} = \min_{b \in D} \frac{\int_0^1 sb ds}{\int_0^1 b ds} \text{ and } \bar{x} = \max_{b \in D} \frac{\int_0^1 sb ds}{\int_0^1 b ds}.$$

Then for  $H_m > 0$  sufficiently small,

$$\Omega_m = \Omega_m^- \cup \Omega_m^+ = [0, \underline{x} - \frac{H_m}{k}] \cup [\bar{x} + \frac{H_m}{k}, 1].$$

For the proof of Theorem (6.1) the following modification of Lemma (1) is required. It can be verified with techniques analogous to those of Lemma (1). We use  $|\Omega|$  to denote the measure of a set  $\Omega \subset \mathbf{R}$ .

**Lemma 4** Let  $\Omega \subset \mathbf{R}$  be a measurable set and let  $d \in L^2(\Omega), w \in L^\infty(\Omega)$ , and  $h \in L^2(\Omega)$  satisfy :

$$d/w = h + \text{unknown constant.}$$

Then we have :

$$\frac{1}{|\Omega|^{1/2}} \frac{|w|_{L^2(\Omega)}}{|w|_{L^\infty(\Omega)}} \left| \frac{d}{w} \right|_{L^2(\Omega)} \sin \psi \leq |h|_{L^2(\Omega)},$$

where  $\psi \in [0, \frac{\pi}{2}]$  is the angle between the directions  $d$  and  $w$  and  $\sin \psi = \sqrt{1 - \frac{\langle d, w \rangle_{L^2(\Omega)}}{|d|_{L^2(\Omega)} |w|_{L^2(\Omega)}}}$ .

The class of admissible coefficients is given by :

$$D_\eta = \{b \in D \mid b(x) = b_j \in \mathbf{R} \text{ on } I_j, \quad j = 1, \dots, N\},$$

and the parameter to output mapping :

$$\varphi : L^2(\Omega_m) \rightarrow L^2(\Omega_m)$$

is given by :

$$\varphi(b) = u_x.$$

We note the following relationship between the  $L^2(0, 1)$  - and the  $L^2(\Omega_m)$  - norms for elements  $b \in D_\eta$  :

$$(6.3) \quad |b|_{L^2(\Omega_m)} \leq |b|_{L^2(0,1)} \leq \left( \frac{2\eta_{\max} + (r_{j \max} - l_{j \max})}{2\eta_{\min}} \right)^{1/2} |b|_{L^2(\Omega_m)},$$

where :

$$\eta_{\min} = \min\{\eta_i \mid i = 1, \dots, N\}, \quad \eta_{\max} = \max\{\eta_i \mid i = 1, \dots, N\}$$

and  $j \max$  is the index of the largest interval  $S_j$ . We further define  $H_M$  such that :

$$(6.4) \quad |H(x) - \bar{H}_b| \leq H_M, \quad \forall x \in \Omega_m \text{ and } b \in D_\eta,$$

and we put  $\mathcal{H} = (H_m b_m)(H_M b_M)^{-1}$ , and :

$$J = \bigcup_{j=1}^N (]l_j - \eta_j, l_j[ \cup ]r_j, r_j + \eta_j[).$$

The following stability estimate can be obtained in the zero residual case.

**Theorem 6.1** *Let the assumptions made on  $H_m, \Omega_m$ , and  $S_j$  hold and assume that :*

$$(6.5) \quad r := \frac{H_m^4}{H_m^4} \sum_{j=1}^N \eta_j - \frac{H_M^2 \|f\|_{L^2(J)}^2 \eta_{\max}^2}{9H_m^4} > 0.$$

Then  $r \|\Omega_m\|^{-1} \in ]0, \frac{1}{2}]$ , which allows to define  $\psi_m$  as the unique solution in  $]0, \pi/2[$  of  $\cos \psi_m = 1 - \frac{r \|\Omega_m\|^{-1}}{2}$ . Moreover the following estimate :

$$(6.6) \quad \mathcal{H} \sin \psi_m \|(b_1 - b_0)(H - \bar{H}_{b_0})\|_{L^2(\Omega_m)} \leq \|\varphi(b_0) - \varphi(b_1)\|_{L^2(\Omega_m)}$$

holds for every  $b_0$  and  $b_1 \in D_\eta$ , with  $\sin \psi_m > 0$ . In view of (6.2) and (6.3), Theorem (6.1) implies :

$$\|b_0 - b_1\|_{L^2(0,1)} \leq K \|\varphi(b_0) - \varphi(b_1)\|_{L^2(\Omega_m)}$$

for some constant  $K$  which is independent of  $b_0$  and  $b_1$  in  $D_\eta$ .

Proof of Theorem (6.1)

Let  $b_0$  be in  $D_\eta$  and recall that :

$$\frac{b_0 - b_1}{b_1} \{H - \bar{H}_{b_0}\} = \frac{u_{0x} - u_{1x}}{b_1} + \text{unknown constant.}$$

Applying Lemma (4) with  $d = \frac{b_0 - b_1}{b_1}$ ,  $w = \frac{1}{H - \bar{H}_{b_0}}$  and  $\Omega = \Omega_m$  gives :

$$(6.7) \quad \frac{1}{\|\Omega_m\|^{1/2}} \frac{\|(H - \bar{H}_{b_0})^{-1}\|_{L^2(\Omega_m)}}{\|(H - \bar{H}_{b_0})^{-1}\|_{L^\infty(\Omega_m)}} \left| \frac{b_0 - b_1}{b_1} (H - \bar{H}_{b_0}) \right|_{L^2(\Omega_m)} \cdot \sin \psi \leq \left| \frac{u_{0x} - u_{1x}}{b_1} \right|_{L^2(\Omega_m)},$$

where  $\psi$  is the angle between the directions given by  $d$  and  $w$ . From (6.7), (6.3) and (6.4) we conclude that :

$$\frac{H_m}{H_M b_M} \|(b_0 - b_1)(H - \bar{H}_{b_0})\|_{L^2(\Omega_m)} \sin \psi \leq \frac{1}{b_m} \|u_{0x} - u_{1x}\|_{L^2(\Omega_m)}$$

and consequently :

$$(6.8) \quad \mathcal{H} \|(b_0 - b_1)(H - \bar{H}_{b_0})\|_{L^2(\Omega_m)} \sin \psi \leq \|u_{0x} - u_{1x}\|_{L^2(\Omega_m)}.$$

Next define  $c = \frac{d}{\|d\|_{L^2(\Omega_m)}}$  and  $v = \pm \frac{w}{\|w\|_{L^2(\Omega_m)}}$ , with the sign chosen such that  $\langle c, v \rangle_{L^2(\Omega_m)} \geq 0$ . As in the proof of Lemma (3) we have :

$$(6.9) \quad \cos \psi = \langle c, v \rangle_{L^2(\Omega_m)} = 1 - \frac{1}{2} \|c - v\|_{L^2(\Omega_m)}^2 \geq 0.$$

Below we shall establish that :

$$(6.10) \quad |c - v|_{L^2(\Omega_m)}^2 \geq \frac{1}{|\Omega_m|} \left( \frac{H_m^4}{H_m^4} \sum_{j=1}^N \eta_j - \frac{H_M^2 |f|_{L^2(J)}^2 \eta_{\max}^2}{9H_m^4} \right) = \frac{r}{|\Omega_m|}.$$

Combining (6.9) and (6.10) implies :

$$0 \leq \cos \psi \leq 1 - \frac{r}{2|\Omega_m|} = \cos \psi_m < 1,$$

and therefore :

$$\sin \psi \geq \sin \psi_m > 0.$$

This estimate together with (6.8) implies the desired result. It remains to verify (6.10). Obviously we have :

$$(6.11) \quad |c - v|_{L^2(\Omega_m)} \geq \sum_{j=1}^N |c - v|_{L^2(U_j)},$$

where  $U_j = I_j^L \cup I_j^R = ]l_j - \eta_j, l_j[ \cup ]r_j, r_j + \eta_j[$ , and :

$$(6.12) \quad |c - v|_{L^2(U_j)}^2 = \int_{I_j^L} |c - v|^2 dx + \int_{I_j^R} |c - v|^2 dx.$$

Observe that  $c$  equals an unknown constant on  $U_j$ , for  $j = 1, \dots, N$ . A simple calculation shows that the expression on the right hand side of (6.12) is minimum when  $c$  is equal to the following constant :

$$\hat{c} = \frac{1}{2\eta_j} \int_{I_j^L} v dx + \frac{1}{2\eta_j} \int_{I_j^R} v dx \text{ on } U_j.$$

Therefore we find :

$$(6.13) \quad |c - v|_{L^2(U_j)}^2 \geq \int_{I_j^L} \left| \frac{1}{2\eta_j} \int_{I_j^L} v ds + \frac{1}{2\eta_j} \int_{I_j^R} v ds - v(x) \right|^2 dx \\ + \int_{I_j^R} \left| \frac{1}{2\eta_j} \int_{I_j^L} v ds + \frac{1}{2\eta_j} \int_{I_j^R} v ds - v(x) \right|^2 dx.$$

For the first term on the right hand side of (6.13) we have :

$$(6.14) \quad \int_{I_j^L} \left| \frac{1}{2\eta_j} \int_{I_j^L} v ds + \frac{1}{2\eta_j} \int_{I_j^R} v ds - v(x) \right|^2 dx \\ = \int_{I_j^L} \left| \frac{1}{2\eta_j} \int_{I_j^L} [v(\xi) - v(x)] d\xi + \frac{1}{2\eta_j} \int_{I_j^R} (v(\xi) - v(x)) d\xi \right|^2 dx \\ \geq \frac{1}{8\eta_j^2} \int_{I_j^L} \left( \int_{I_j^R} |v(\xi) - v(x)| d\xi \right)^2 dx - \frac{1}{4\eta_j^2} \int_{I_j^L} \left( \int_{I_j^L} |v(\xi) - v(x)| d\xi \right)^2 dx,$$

where we used the fact that  $(a + b)^2 \geq \frac{1}{2}a^2 - b^2$  for any  $a, b \in \mathbf{R}$ . (In the case of point sources the analogue to the last term is zero). In the following estimates we shall use :

$$(6.15) \quad \frac{|\Omega_m|^{1/2}}{H_M} \leq \left| \frac{1}{H - \bar{H}_{b_0}} \right|_{L^2(\Omega_m)} \leq \frac{|\Omega_m|^{1/2}}{H_m} \text{ and}$$

$$(6.16) \quad \frac{1}{H_M} \leq (H(x) - \bar{H}_{b_0})^{-1} \quad \forall x \in \Omega_m.$$

From (6.14) we find :

$$\begin{aligned}
& \int_{I_j^L} \left| \frac{1}{2\eta_j} \int_{I_j^L} v d\zeta + \frac{1}{2\eta} \int_{I_j^R} v d\zeta - v(x) \right|^2 dx \\
& \geq \frac{1}{8\eta_j^2} \frac{H_m^2}{|\Omega_m|} \int_{I_j^L} \left( \int_{I_j^R} \left| \frac{1}{H(\zeta) - \bar{H}_{b_0}} - \frac{1}{H(x) - \bar{H}_{b_0}} \right| d\zeta \right)^2 dx \\
& \quad - \frac{1}{4\eta_j^2} \frac{H_M^2}{|\Omega_m|} \int_{I_j^L} \left( \int_{I_j^L} \left| \int_{\xi} \left( \frac{1}{H(\sigma) - \bar{H}_{b_0}} \right)' d\sigma \right| d\xi \right)^2 dx \\
& \geq \frac{1}{8\eta_j^2} \frac{H_m^2}{|\Omega_m|} \frac{1}{H_M^4} \int_{I_j^L} \left( \int_{I_j^R} \left| (H(\xi) - \bar{H}_{b_0}) - (H(x) - \bar{H}_{b_0}) \right| d\xi \right)^2 dx \\
& \quad - \frac{H_M^2}{4\eta_j^2 |\Omega_m| H_m^4} \int_{I_j^L} \left( \int_{I_j^L} \int_{\xi}^x |f(\sigma)| d\sigma d\xi \right)^2 dx \\
& \geq \frac{H_m^2}{8\eta_j^2 |\Omega_m| H_M^4} \cdot 4H_m^2 \cdot \eta_j^3 - \frac{H_M^2 |f|_{L^2(I_j^L)}^2}{4\eta_j^2 |\Omega_m| H_m^4} \cdot \int_{I_j^L} \frac{4}{9} \eta_j^3 dx \\
& = \frac{\eta_j}{|\Omega_m|} \left[ \frac{H_m^4}{2H_M^4} - \frac{H_M^2 |f|_{L^2(I_j^L)}^2 \eta_j}{9H_m^4} \right].
\end{aligned}$$

The last term in (6.13) is estimated in an analogous manner. We obtain :

$$|c - v|_{L^2(U_j)}^2 \geq \frac{\eta_j}{|\Omega_m|} \left[ \frac{H_m^4}{H_M^4} - \frac{H_M^2 |f|_{L^2(U_j)}^2 \eta_j}{9H_m^4} \right], \quad j = 1, \dots, N.$$

Using this estimate in (6.10) we obtain :

$$\begin{aligned}
|c - v|_{L^2(\Omega_m)}^2 & \geq \frac{1}{|\Omega_m|} \sum_{j=1}^N \eta_j \left[ \frac{H_m^4}{H_M^4} - \frac{H_M^2 |f|_{L^2(U_j)}^2 \eta_j}{9H_m^4} \right] \\
& \geq \frac{1}{|\Omega_m|} \left[ \frac{H_m^4}{H_M^4} \sum_{j=1}^N \eta_j - \frac{H_M^2 |f|_{L^2(J)}^2 \eta_{\max}^2}{9H_m^4} \right],
\end{aligned}$$

which is the desired estimate (6.10). With the estimates of Theorem (6.1) it is simple to argue Q-stability of the least squares problem :

$$(6.17) \quad \min_{b \in D_\eta} |\varphi(b) - z|_{L^2(\Omega_m)}^2,$$

where  $z \in L^2(\Omega_m)$ , and  $\varphi(b) = u_x(b)$ , with  $u(b)$  the solution of (6.1). In fact, the estimates for the geometric quantities  $\alpha_m, \alpha_M, \theta_1$  and  $R$  are obtained in the same manner as in Section 5. The only change occurs in the estimate of  $\Theta_2$ , where in formulas (5.56) - (5.60), the term  $(1 - 2|\eta|_\infty)^{1/2}$  can be replaced by  $(|S_{j\max}| - 2|\eta|_{\max})^{1/2}$ . Thus, for problem (6.17) the deflection  $\Theta$  and the shape coefficient  $\tau$  are given by :

$$\Theta = \text{Min} \left\{ 1, (|S_{j\max}| - 2|\eta|_{\max})^{1/2} \left( 1 + \frac{b_m}{b_M} \right) \right\} \frac{2 \left( \frac{b_M}{b_m} - 1 \right)}{\mathcal{H} \sin \psi_m}$$

and :

$$\tau = \text{Min}\{1, (|S_{j \max}| - 2|\eta_{\max}|)^{1/2}(1 + \frac{b_m}{b_M})\} \mathcal{H}^2 \sin \psi_m$$

respectively, while  $\Theta_M, R$  and  $R_G$  are given as in Section 5. Further we put :

$$h(x) = \text{Inf}_{b \in D_\eta} |H(x) - \bar{H}_b|, \quad \text{for } x \in \Omega_m,$$

and we note that  $h(x) \geq H_m$  for  $x \in \Omega_m$ . We obtain the following :

**Theorem 6.2** *Under the assumptions of theorem (6.1) the least squares problem (6.17) with :*

$$\mathcal{V} = \{z \in L^2(\Omega_m) \mid d(z, \varphi(D_\eta)) < R_G\}$$

*is Q-wellposed with the h-weighted  $L^2$ -norm on b, and the following stability estimate holds :*

$$\mathcal{H} \sin \psi_m |h(\hat{b}_0 - \hat{b}_1)|_{L^2(\Omega_m)} \leq \frac{1}{1 - \chi R_G/R} |z_0 - z_1|_{L^2(\Omega_m)},$$

*as soon as :*

$$\langle |z_0 - z_1|_{L^2(\Omega_m)} + \text{Max}_{j=0,1} d(z_j, \varphi(D_\eta)) \leq \chi R_G, \quad \text{where } 0 < \chi < 1.$$

## References

- [1] G. Chavent. New size  $\times$  curvature conditions for strict quasiconvexity of sets. *To appear in Siam Journal on Optimization and Control.*
- [2] G. Chavent. A new sufficient condition for the well-posedness of nonlinear least squares problems arising in identification and control. In A. Bensoussan and J.-L. Lions, editors, *Lectures Notes in Control and Information Sciences*, pages 452–463. Springer, 1990.
- [3] G. Chavent. A geometrical theory for nonlinear least squares problems. May 6-9 1990, Shanghai, CHINA.
- [4] G. Chavent. Quasiconvex sets and size  $\times$  curvature condition, application to nonlinear inversion. *To appear in Journal of Applied Mathematics and Optimization*, 1991.
- [5] K. Ito and K. Kunisch. On the injectivity of the coefficient to solution mapping for elliptic boundary value problems and its linearization. *To appear in Journal of Differential Equations.*
- [6] W.W. Symes. The plane wave detection problem. *Preprint, Rice University.*

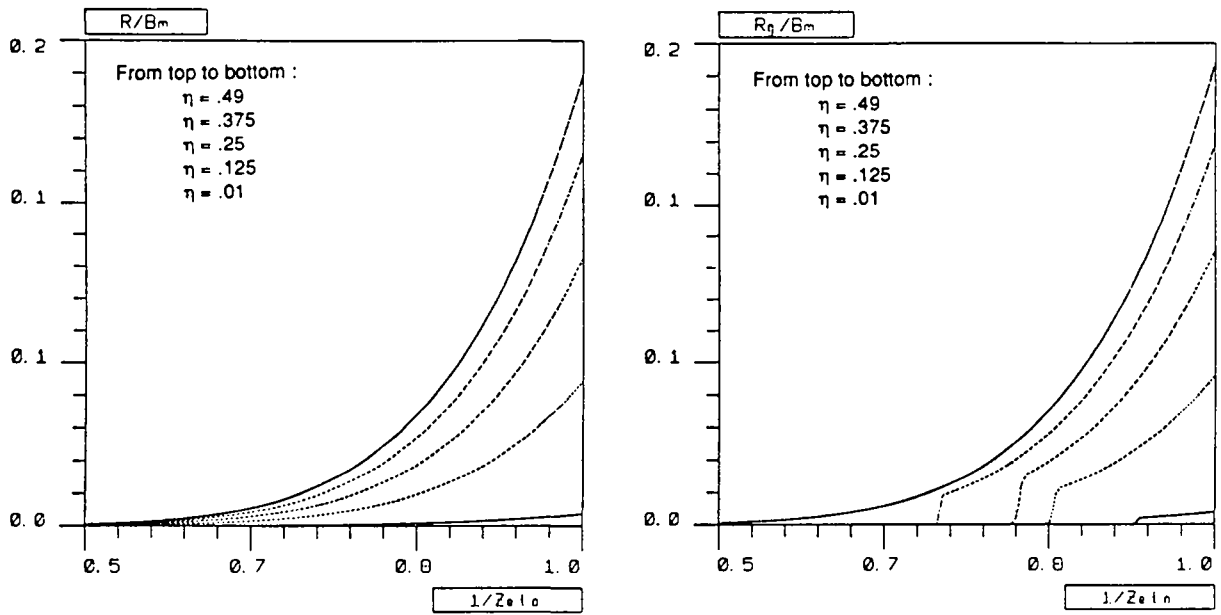


Figure 5.3: Values of  $R/b_m$  and  $R_G/b_m$  as function of  $1/\zeta = b_m/b_M$  and  $\eta$ .

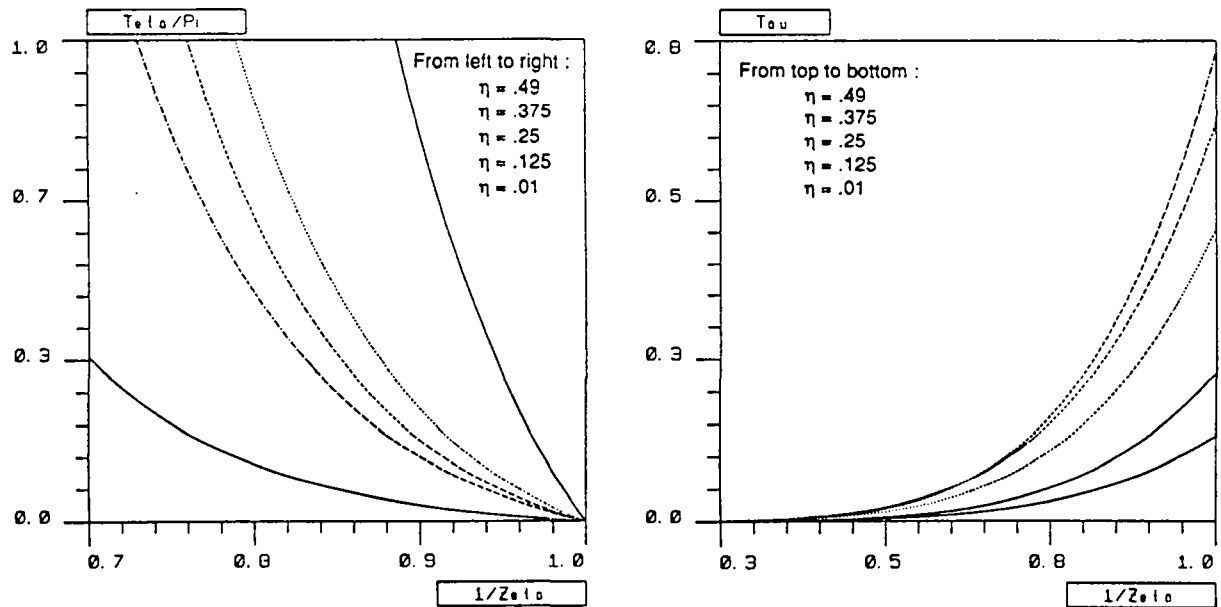


Figure 5.4: The upper bound  $\Theta$  to the deflection of paths of  $\varphi(D_\eta)$  and the shape of coefficient  $\tau$  of the estimation  $R, \Theta, \Delta$  as functions of  $1/\zeta = b_m/b_M$  and  $\eta$ .

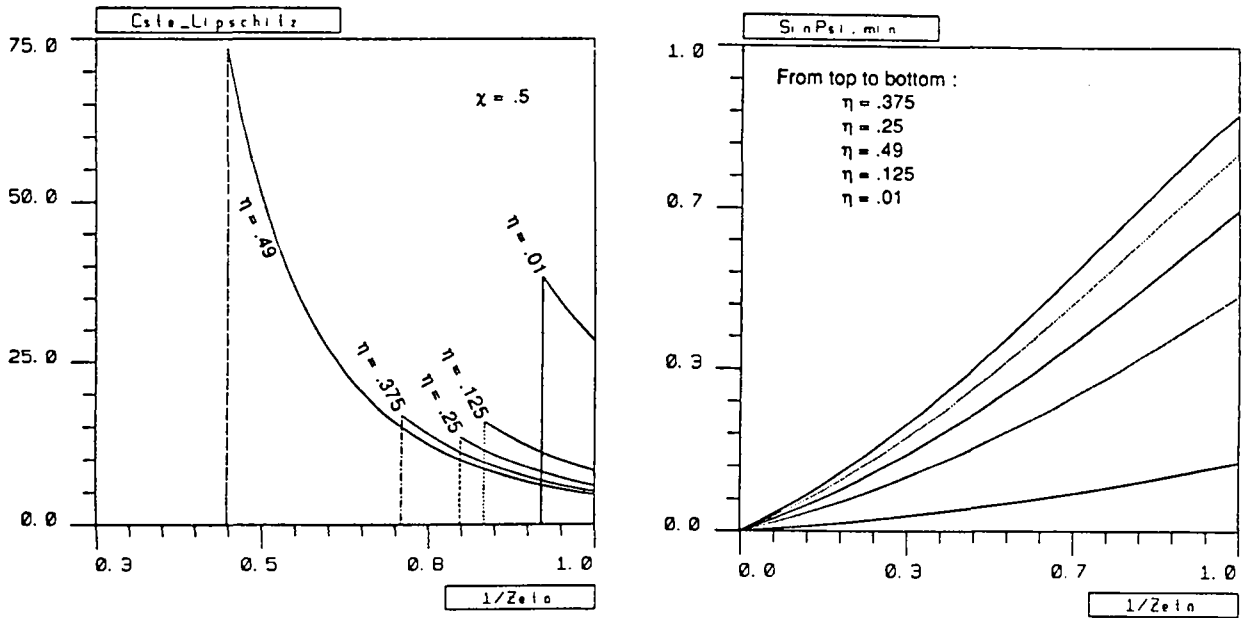


Figure 5.5: Left : The Lipschitz constant of the inverse problem for data in the first half of the security strip around  $\varphi(D_\eta)$  (i.e.  $\chi = .5$ ) as function of  $1/\zeta = b_m/b_M$  and  $\eta$ . Right : The lower bound  $\sin \psi_m$  associated to the set  $D_\eta$  as function of  $1/\zeta = b_m/b_M$  and  $\eta$ .

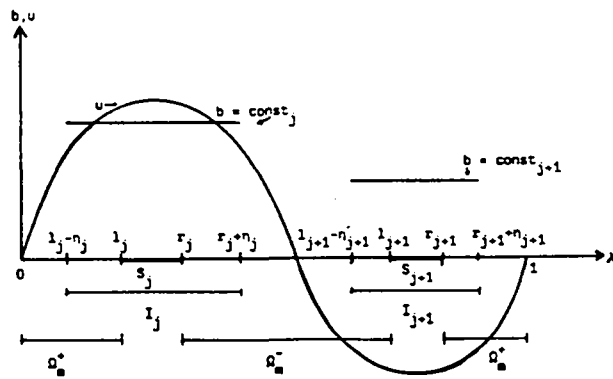


Figure 6.1: Notations for the distributed source case.

**ISSN 0249 - 6399**