



**HAL**  
open science

# Transient queue length and busy period of the BMAP/PH/1 queue

Bruno Sericola

► **To cite this version:**

Bruno Sericola. Transient queue length and busy period of the BMAP/PH/1 queue. [Research Report] RR-2646, INRIA. 1995. inria-00074044

**HAL Id: inria-00074044**

**<https://inria.hal.science/inria-00074044>**

Submitted on 24 May 2006

**HAL** is a multi-disciplinary open access archive for the deposit and dissemination of scientific research documents, whether they are published or not. The documents may come from teaching and research institutions in France or abroad, or from public or private research centers.

L'archive ouverte pluridisciplinaire **HAL**, est destinée au dépôt et à la diffusion de documents scientifiques de niveau recherche, publiés ou non, émanant des établissements d'enseignement et de recherche français ou étrangers, des laboratoires publics ou privés.

INSTITUT NATIONAL DE RECHERCHE EN INFORMATIQUE ET EN AUTOMATIQUE

*Transient queue length and busy period of the  
BMAP/PH/1 queue*

Bruno Sericola

**N° 2646**

Août 1995

PROGRAMME 1



*R*apport  
*de recherche*



# Transient queue length and busy period of the BMAP/PH/1 queue

Bruno Sericola\*

Programme 1 — Architectures parallèles, bases de données, réseaux et systèmes distribués

Projet MODEL

Rapport de recherche n° 2646 — Août 1995 — 16 pages

**Abstract:** We derive in this paper the transient queue length and the busy period distributions in the single server queue with phase-type (PH) services times and a batch Markovian arrival process (BMAP). These distributions are obtained by the uniformization technique which gives simple recurrence relations. The main advantage of this technique is that it leads to stable algorithms for which the precision of the result can be given in advance.

**Key-words:** BMAP, busy period, transient queue length, uniformization.

*(Résumé : [tsvp](#))*

\*{Bruno.Sericola}@irisa.fr

Unité de recherche INRIA Rennes

IRISA, Campus universitaire de Beaulieu, 35042 RENNES Cedex (France)

Téléphone : (33) 99 84 71 00 – Télécopie : (33) 99 84 71 71

# Longueur transitoire et période d'activité de la file BMAP/PH/1

**Résumé :** On calcule dans ce rapport les distributions de la longueur transitoire et de la période d'activité d'une file à serveur unique avec des durées de service de type phase (PH) et un processus d'arrivées markovien par groupes (BMAP). Ces distributions sont obtenues par la technique d'uniformisation qui donne des relations de récurrence simples. L'avantage principal de cette technique est qu'elle conduit à des algorithmes stables pour lesquels la précision du résultat peut être fournie à l'avance.

**Mots-clé :** BMAP, période d'activité, longueur transitoire, uniformisation.

# 1 Introduction

We consider a single server queue with infinite waiting room for which the arrival process is a Batch Markovian Arrival Process (BMAP) and the service times are given by a Phase-type (PH) distribution. The BMAP has received considerable interest during the last few years. It was first introduced by Neuts [1] as the versatile Markovian point process. It generalizes the Markovian Arrival Process (MAP) introduced by Lucantoni et al. [2]. A tutorial on the BMAP/G/1 queue is presented in [3] and the transient behavior of this queue is analyzed in [4] using numerical inversions of Laplace transforms and generating functions.

We consider here the BMAP/PH/1 queue and we focus on the transient queue length and busy period distributions. Its main advantage with respect to the BMAP/G/1 queue is that the behavior of the BMAP/PH/1 queue is governed by a homogeneous Markov process and so it can be analyzed avoiding the use of Laplace transforms and generating functions inversion algorithms which can lead to severe numerical errors and overflow problems. Moreover the set of PH probability distributions is dense in the set of probability distributions on  $(0, \infty)$  [5]. For the analysis of the BMAP/PH/1 queue, we consider the uniformization technique [6]. Its main advantage is that it leads to the analysis of a discrete time Markov chains for which all the required quantities to evaluate are given by recurrence relations involving only additions and multiplications of non negative numbers bounded by one and thus leading to stable algorithms. Moreover, the precision of the results can be given in advance.

The remainder of the paper is organized as follows. In the next section we review some definitions and properties of the BMAP that can also be found with more detail in [3] and we describe the Markov process governing the behavior of the BMAP/PH/1 queue. In section 3 and 4 we derive the recurrence relations used for the computation of the transient queue length distribution and the busy period distribution respectively. We illustrate our method through numerical examples in section 5.

## 2 The BMAP/PH/1 Queue

### 2.1 The Batch Markovian Arrival Process

The BMAP is a two dimensional Markov process  $\{A(t), J(t)\}$  on the state space  $\{(i, j) | i \geq 0, 1 \leq j \leq m\}$  with infinitesimal generator given by

$$\begin{bmatrix} D_0 & D_1 & D_2 & D_3 & \cdot & \cdot & \cdot \\ & D_0 & D_1 & D_2 & \cdot & \cdot & \cdot \\ & & D_0 & D_1 & \cdot & \cdot & \cdot \\ & & & D_0 & \cdot & \cdot & \cdot \\ & & & & \cdot & \cdot & \cdot \\ & & & & & \cdot & \cdot & \cdot \end{bmatrix}$$

where  $D_k, k \geq 0$ , are  $m \times m$  matrices such that matrix  $D_0$  has negative diagonal elements and non negative off diagonal elements; matrices  $D_k, k \geq 1$ , have non negative elements and matrix  $D$ , defined by

$$D = \sum_{k=0}^{\infty} D_k,$$

is an irreducible infinitesimal generator. We also assume that  $D \neq D_0$ , which ensures that arrivals will occur.

The variable  $A(t)$  counts the number of arrivals during  $[0, t[$  and the variable  $J(t)$  represents the phase of the arrival process. More detail and results concerning this process can be found in [3] for instance.

### 2.2 The Queueing Model

We consider a single server queue with a BMAP specified by the sequence  $\{D_k, k \geq 0\}$ . Let the service times be i.i.d. and independent of the arrival process. The service times have a phase-type (PH) distribution [7] with  $l + 1$  states given by its initial probability distribution  $(\beta, \beta_{l+1})$  and infinitesimal generator

$$\begin{bmatrix} T & T_0 \\ 0 & 0 \end{bmatrix}.$$

For the sake of simplicity, we assume that  $\beta_{l+1} = 0$ . Note that  $\beta$  is a non negative  $l$  dimensional row vector satisfying  $\beta \mathbf{1} = 1$  where vector  $\mathbf{1}$  is a column vector of 1's; its dimension being specified by the context. Matrix  $T$  is a  $l \times l$  matrix and  $T_0$  is a  $l$  dimensional column vector satisfying  $T_0 = -T\mathbf{1}$ .

The process describing the behaviour of the BMAP/PH/1 queue is then a Markov process  $X(t)$ , over the state space

$$S = \{(0, j) \mid 1 \leq j \leq m\} \cup \{(n, j, k) \mid n \geq 1, 1 \leq j \leq m, 1 \leq k \leq l\}.$$

The couple  $(0, j)$  represents the state for which there are no customer in the queue and the arrival process is in phase  $j$ . The triple  $(n, j, k)$  represents the state for which there are  $n$  customers in the queue, and the arrival process is in phase  $j$  and the customer being served is in phase  $k$ . With this description of the state space, the infinitesimal generator of the process is given by

$$A = \begin{bmatrix} A_{0,0} & A_{0,1} & A_{0,2} & A_{0,3} & \cdot & \cdot & \cdot \\ A_{1,0} & A_1 & A_2 & A_3 & \cdot & \cdot & \cdot \\ & A_0 & A_1 & A_2 & \cdot & \cdot & \cdot \\ & & A_0 & A_1 & \cdot & \cdot & \cdot \\ & & & A_0 & \cdot & \cdot & \cdot \\ & & & & \cdot & \cdot & \cdot \end{bmatrix}$$

where

$$A_{0,0} = D_0 \text{ and } A_{0,j} = D_j \otimes \beta \text{ for } j \geq 1,$$

$$A_{1,0} = I_m \otimes T_0 \text{ and } A_1 = (D_0 \otimes I_l) + (I_m \otimes T) \text{ and } A_j = D_j \otimes I_l \text{ for } j \geq 2,$$

$$A_0 = I_m \otimes (T_0\beta),$$

where the matrix  $I_r$  denotes the  $r \times r$  identity matrix and  $\otimes$  denotes the classical Kronecker product.

Let us define  $\nu = \sup\{-A(u, u), u \in S\}$ . It is easy to verify that

$$\nu = \max\{-D_0(j, j), j = 1, \dots, m\} + \max\{-T(k, k), k = 1, \dots, l\}.$$

Using now the uniformization technique [6], we denote by  $Z(n)$  the uniformized Markov chain associated to  $X(t)$ , with  $Z(0) = X(0)$ . Its transition probability matrix  $P$  is given by  $P = I + A/\nu$ , where  $I$  denotes the infinite identity matrix. Matrix  $P$  is a stochastic matrix and has the same structure as matrix  $A$  with

$$P_{0,0} = I_m + A_{0,0}/\nu \text{ and } P_{0,j} = A_{0,j}/\nu \text{ for } j \geq 1,$$

$$P_{1,0} = A_{1,0}/\nu \text{ and } P_1 = I_{ml} + A_1/\nu \text{ and } P_j = A_j/\nu \text{ for } j \geq 2,$$



$$P_0 = A_0/\nu.$$

Let  $B_0$  be the subset of states defined by  $B_0 = \{(0, j) \mid 1 \leq j \leq m\}$ . For  $i \geq 1$ , we define the subsets

$$B_i = B_0 \cup \{(n, j, k) \mid 1 \leq n \leq i, 1 \leq j \leq m, 1 \leq k \leq l\}.$$

For every  $i \geq 0$ ,  $B_i$  represents the states of  $S$  corresponding to at most  $i$  customers in the queue.

### 3 The Transient Queue Length

We denote by  $\alpha$  the row vector containing the initial probability distribution of the Markov process  $X(t)$  and by  $\mathbf{1}_{B_i}$ ,  $i \geq 0$ , the infinite column vector with the first  $|B_i|$  entries equal to 1 and the other equal to 0.

We define  $N(t)$  as the number of customers in the queue at time  $t$ . The distribution of  $N(t)$  is then given by

$$\Pr(N(t) \leq i) = \Pr(X(t) \in B_i) = \alpha e^{At} \mathbf{1}_{B_i} = \sum_{n=0}^{\infty} e^{-\nu t} \frac{(\nu t)^n}{n!} \Pr(Z(n) \in B_i),$$

where  $\Pr(Z(n) \in B_i)$  is given by

$$\Pr(Z(n) \in B_i) = \alpha P^n \mathbf{1}_{B_i}.$$

We now derive recurrence relations for the computation of  $\Pr(Z(n) \in B_i)$ .

For every  $n, i \geq 0$  we define the infinite column vector  $U_{B_i}^{(n)}$  as  $U_{B_i}^{(n)} = P^n \mathbf{1}_{B_i}$ . The infinite column vector  $U_{B_i}^{(n)}$  can be decomposed into subvectors  $U_{h,i}^{(n)}$ ,  $h \geq 0$ . The vector  $U_{0,i}^{(n)}$  is of dimension  $m$  and for  $h \geq 1$ ,  $U_{h,i}^{(n)}$  is of dimension  $ml$ . With this notation, we have

$$\begin{aligned} U_{0,i}^{(n)} &= [\Pr(Z(n) \in B_i \mid Z(0) = (0, j))]_{1 \leq j \leq m} \\ U_{h,i}^{(n)} &= [\Pr(Z(n) \in B_i \mid Z(0) = (h, j, k))]_{1 \leq j \leq m, 1 \leq k \leq l} \text{ for } h \geq 1 \end{aligned}$$

It follows that for  $h \geq i + n + 1$ , we have  $U_{h,i}^{(n)} = 0$ .

For  $n = 0$ , we have  $U_{B_i}^{(0)} = \mathbf{1}_{B_i}$  and for  $n \geq 1$ , writing  $U_{B_i}^{(n)} = P U_{B_i}^{(n-1)}$ , we get the following recurrence relations

$$U_{0,i}^{(n)} = \sum_{h=0}^{i+n-1} P_{0,h} U_{h,i}^{(n-1)}$$

$$\begin{aligned}
 U_{1,i}^{(n)} &= P_{1,0}U_{0,i}^{(n-1)} + \sum_{h=1}^{i+n-1} P_{0,h}U_{h,i}^{(n-1)} \\
 U_{r,i}^{(n)} &= \sum_{h=r-1}^{i+n-1} P_{h-r+1}U_{h,i}^{(n-1)}, \quad \text{for } 2 \leq r \leq i+n+1.
 \end{aligned} \tag{1}$$

We now decompose the initial probability distribution  $\alpha$  as  $\alpha = (\alpha_h)_{h \geq 0}$  where the subvector  $\alpha_h$  corresponds to the initial probability distribution when there are exactly  $h$  customers in queue, that is

$$\begin{aligned}
 \alpha_0 &= [\Pr(Z(0) = (0, j))]_{1 \leq j \leq m} \\
 \alpha_h &= [\Pr(Z(0) = (h, j, k))]_{1 \leq j \leq m, 1 \leq k \leq l} \quad \text{for } h \geq 1
 \end{aligned}$$

Using this notation we get

$$\Pr(Z(n) \in B_i) = \sum_{h=0}^{n+i} \alpha_h U_{h,i}^{(n)}.$$

Let  $\varepsilon$  the desired error tolerance for the computation of  $\Pr(N(t) \leq i)$ , we define the truncation step  $N$  as

$$N = \min \left\{ n \in \mathbb{N} \mid \sum_{j=0}^n e^{-\nu t} \frac{(\nu t)^j}{j!} \geq 1 - \varepsilon \right\}. \tag{2}$$

The distribution of  $N(t)$  can then be written as

$$\Pr(N(t) \leq i) = \sum_{n=0}^N e^{-\nu t} \frac{(\nu t)^n}{n!} \Pr(Z(n) \in B_i) + \varepsilon(N),$$

where  $\varepsilon(N)$  verifies

$$\begin{aligned}
 \varepsilon(N) &= \sum_{n=N+1}^{\infty} e^{-\nu t} \frac{(\nu t)^n}{n!} \Pr(Z(n) \in B_i) \\
 &\leq \sum_{n=N+1}^{\infty} e^{-\nu t} \frac{(\nu t)^n}{n!} \\
 &= 1 - \sum_{n=0}^N e^{-\nu t} \frac{(\nu t)^n}{n!} \\
 &\leq \varepsilon
 \end{aligned}$$

**Remark 1:** The computation of integer  $N$  can be made without any numerical problems even for large values of  $\nu t$  by using the method described in [8].

**Remark 2:** The truncation level  $N$  is in fact a function of  $t$ , say  $N_t$  and it can be easily shown that for a fixed value of  $\varepsilon$ ,  $N_t$  is an increasing function of  $t$ . It follows that if we want to compute  $\Pr(X(t) \in B_i)$  for  $M$  distinct values of  $t$  denoted by  $t(1) < \dots < t(M)$  we only need to compute  $\Pr(Z(n) \in B_i)$  for  $n = 1, \dots, N_{t(M)}$  since these values are independent of the parameter  $t$ .

## 4 The Busy Period

Let us define the subset  $B'_0$  as the subset of states corresponding to at least one customer in the queue, that is

$$B'_0 = S - B_0 = \{(n, j, k) \mid n \geq 1, 1 \leq j \leq m, 1 \leq k \leq l\}.$$

The busy period, denoted by  $BP$ , is defined by the first passage time from subset  $B'_0$  to subset  $B_0$ .

We denote by  $\beta$  an initial probability distribution concentrated on subset  $B'_0$ , that is  $\beta \mathbf{1} = 1$ . This distribution can then be written as  $\beta = (\beta_h)_{h \geq 1}$  where subvector  $\beta_h$ , which is of dimension  $ml$ , corresponds to the initial probability distribution when there are exactly  $h$  customers in the queue. The distribution of the busy period  $BP$  is then given by

$$\Pr(BP > t) = \beta e^{Gt} \mathbf{1},$$

where matrix  $G$  is the submatrix obtained from the infinitesimal generator  $A$  by deleting the first  $m$  rows and columns which correspond to subset  $B_0$ .

In the same way, we define  $Q$  as the submatrix obtained from matrix  $P$  by deleting the first  $m$  rows and columns. Matrix  $Q$  is then a substochastic matrix given by the relation  $Q = I + G/\nu$ , and so we get

$$\Pr(BP > t) = \sum_{n=0}^{\infty} e^{-\nu t} \frac{(\nu t)^n}{n!} \beta Q^n \mathbf{1}.$$

Defining the infinite column vector  $U^{(n)}$  as  $U^{(n)} = Q^n \mathbf{1}$ , we get the recurrence relation  $U^{(n)} = QU^{(n-1)}$  with  $U^{(0)} = \mathbf{1}$ .

Let  $V^{(n)}$  be defined by  $V^{(n)} = \mathbf{1} - U^{(n)}$ . We then get

$$V^{(n)} = V^{(1)} + QV^{(n-1)} \text{ with } V^{(0)} = \mathbf{0} \text{ and } V^{(1)} = \mathbf{1} - Q\mathbf{1}. \quad (3)$$

We decompose the infinite column vector  $V^{(n)}$  into subvectors  $V_i^{(n)}$ ,  $i \geq 1$  of dimension  $ml$ . For  $i \geq 1$ , vector  $V_i^{(n)}$  can be interpreted using the uniformized Markov chain  $Z(n)$  as

$$V_i^{(n)} = [\Pr(NV \leq n \mid Z(0) = (i, j, k))]_{1 \leq j \leq m, 1 \leq k \leq l},$$

where  $NV$  denotes the number of states visited during the busy period. It follows immediately that for  $i \geq n + 1$ , we have  $V_i^{(n)} = 0$ . Using relation (3), we obtain the following recurrence

relation, using the fact that  $P_{1,0}\mathbf{1} = P_0\mathbf{1}$ .

$$\begin{aligned} V_1^{(n)} &= P_0\mathbf{1} + \sum_{h=1}^{n-1} P_h V_h^{(n-1)} \\ V_i^{(n)} &= \sum_{h=i-1}^{n-1} P_{h-i+1} V_h^{(n-1)} \quad \text{for } 2 \leq i \leq n \end{aligned} \quad (4)$$

The matrix  $P$  being a substochastic matrix the sequence of vectors  $U^{(n)}$  decreases to 0 when  $n$  tends to infinity, for  $\rho < 1$  where  $\rho$  is the traffic intensity. It follows that the computation can be stopped at step  $N_1$  when the number  $\beta U^{(N_1)}$  is sufficiently small or equivalently when  $\beta V^{(N_1)}$  is sufficiently close to 1. More precisely, for a given error tolerance  $\varepsilon$ , let us define  $N_1$  as

$$N_1 = \min \left\{ n \in \mathbb{N} \mid \beta V^{(n)} \geq 1 - \varepsilon \right\}. \quad (5)$$

Using the truncation step  $N$  defined by (2), and defining  $N' = \min(N, N_1)$ , we get

$$\begin{aligned} \Pr(BP > t) &= \sum_{n=0}^{\infty} e^{-\nu t} \frac{(\nu t)^n}{n!} \beta U^{(n)} \\ &= 1 - \sum_{n=0}^{\infty} e^{-\nu t} \frac{(\nu t)^n}{n!} \beta V^{(n)} \\ &= \sum_{n=0}^{N'} e^{-\nu t} \frac{(\nu t)^n}{n!} - \sum_{n=0}^{N'} e^{-\nu t} \frac{(\nu t)^n}{n!} \beta V^{(n)} - e(N'), \end{aligned}$$

where

$$e(N') = \sum_{n=N'+1}^{\infty} e^{-\nu t} \frac{(\nu t)^n}{n!} \beta U^{(n)} \leq \varepsilon.$$

We will see in the next section that the truncation step  $N'$  can be significantly less than  $N$ . Note that both Remarks 1 and 2 of the previous section also apply here for the computation of  $\Pr(BP > t)$ .

## 5 Numerical Results

We consider a BMAP which is the superposition of  $h$  identical Markov Modulated Poisson Processes (MMPPs). Each MMPP alternates between two states: state 0 and state 1. The transition rate from state 0 to state 1 is denoted by  $\mu_0$  and the transition rate from state 1 to state 0 is denoted by  $\mu_1$ . The arrival rate from state 0 (resp. 1) is denoted by  $\lambda_0$  (resp.  $\lambda_1$ ). The auxiliary phase in the overall BMAP can be characterized by the number of MMPPs that are in state 1. This number is initially supposed to be equal to 0, that is, all the MMPPs are

initially in state 0. The service times distribution is assumed to be Erlang of order  $l$  (denoted by  $E_l$ ,  $l \geq 1$ ) with unit mean time so that the time units are in mean service times

It follows that the overall BMAP is given by the matrices  $D_0$  and  $D_1$  ( $D_k = 0$  for  $k \geq 2$ ) of dimension  $m \times m$  where  $m = h + 1$ . The non-zero entries of matrices  $D_0$  and  $D_1$  are

$$\begin{aligned} D_0(i, i) &= -[(h - i)(\lambda_0 + \mu_0) + i(\lambda_1 + \mu_1)] \text{ for } 0 \leq i \leq h \\ D_0(i, i + 1) &= (h - i)\mu_0 \text{ for } 0 \leq i \leq h - 1 \\ D_0(i, i - 1) &= i\mu_1 \text{ for } 1 \leq i \leq h \\ D_1(i, i) &= (h - i)\lambda_0 + i\lambda_1 \text{ for } 0 \leq i \leq h \end{aligned}$$

The arrival rate of the overall BMAP is then

$$\lambda = h \left[ \lambda_0 \frac{\mu_1}{\mu_0 + \mu_1} + \lambda_1 \frac{\mu_0}{\mu_0 + \mu_1} \right].$$

The mean service times being equal to 1, the traffic intensity  $\rho$  is given by  $\rho = \lambda$ . In all figures we assume that  $\lambda_0 = 0.01$ ,  $\lambda_1 = 0.04$ ,  $\mu_0 = 0.04$ ,  $\mu_1 = 0.01$  and the error tolerance is  $\varepsilon = 0.0001$ . Moreover, all the MMPPs are supposed to be initially in state 0.

Figure 1 shows the complementary cumulative distribution function of the transient queue length for the  $\sum_{r=1}^{20} MMPP_r/E_4/1$  model, which gives a traffic intensity  $\rho = 0.68$ . The initial queue length is  $i' = 0$ . It can be noted that for values of  $t$  greater than 100 the curves coincide with the curve obtained for  $t = 100$  and so the steady state seems to be reached.

Figure 2 shows the complementary emptiness function for the  $\sum_{r=1}^{20} MMPP_r/E_4/1$  model which gives a traffic intensity  $\rho = 0.68$ , for different initial queue length. Note that the steady state value of the emptiness function ( $\rho = 0.68$ ) is reached for  $t = 200$ .

Figure 3 shows the complementary emptiness function for the  $\sum_{r=1}^{20} MMPP_r/E_l/1$  model which gives a traffic intensity  $\rho = 0.68$ , for different values of the number  $l$  of phases in the  $E_l$  service distribution. The initial queue length is  $i' = 20$ . It is interesting to note that for  $t$  greater than 80 there are no more differences between the curves and so it seems that the number of service phases does not have a great influence on the emptiness function. Here the steady state value of the emptiness function ( $\rho = 0.68$ ) is reached for  $t = 100$ .

Figures 4 and 5 show the complementary emptiness function for the  $\sum_{r=1}^h MMPP_r/E_4/1$  model which gives a traffic intensity  $\rho = h \times 0.034$ , for different values of the number  $h$  of MMPPs. The initial queue length is  $i' = 20$  in Figure 4 and  $i' = 0$  in Figure 5. Note that for

$h = 29$  we get  $\rho = 0.986$ , for  $h = 30$  we get  $\rho = 1.02$ , and for  $h = 40$  we get  $\rho = 1.36$ . Note also the convergence to the steady state value  $\rho < 1$  for  $h \leq 29$ , and the convergence to 1 for  $h \geq 30$ , that is  $\rho > 1$ .

Figure 6 shows the complementary cumulative distribution function of the busy period for the  $\sum_{r=1}^{20} MMPP_r/E_4/1$  model which gives a traffic intensity  $\rho = 0.68$ , for different values of the initial queue length. Note the rate of convergence to 0 depends on the initial queue length. Concerning the truncation steps, we have for  $t = 200$ ,  $N = 1125$  and  $N' = 86$  for  $i' = 1$ ,  $N' = 269$  for  $i' = 5$ ,  $N' = 506$  for  $i' = 10$ ,  $N' = 878$  for  $i' = 20$ , and  $N' = N$  for  $i' \geq 30$ .

Figure 7 shows the complementary cumulative distribution function of the busy period for the  $\sum_{r=1}^{20} MMPP_r/E_l/1$  model which gives a traffic intensity  $\rho = 0.68$ , for different values of the number  $l$  of phases in the  $E_l$  service distribution. The initial queue length is  $i' = 20$ . As for Figure 3, it is interesting to note that there are not many differences between the curves and so it seems that the number of service phases does not have a great influence on the busy period distribution. In this case, for  $t = 200$  and  $l = 6$ , we have  $N = 1549$  and  $N' = 1172$ .

Figure 8 shows the complementary cumulative distribution function of the busy period for the  $\sum_{r=1}^h MMPP_r/E_4/1$  model which gives a traffic intensity  $\rho = h \times 0.034$ , for different values of the number  $h$  of MMPPs. The initial queue length is  $i' = 20$ .

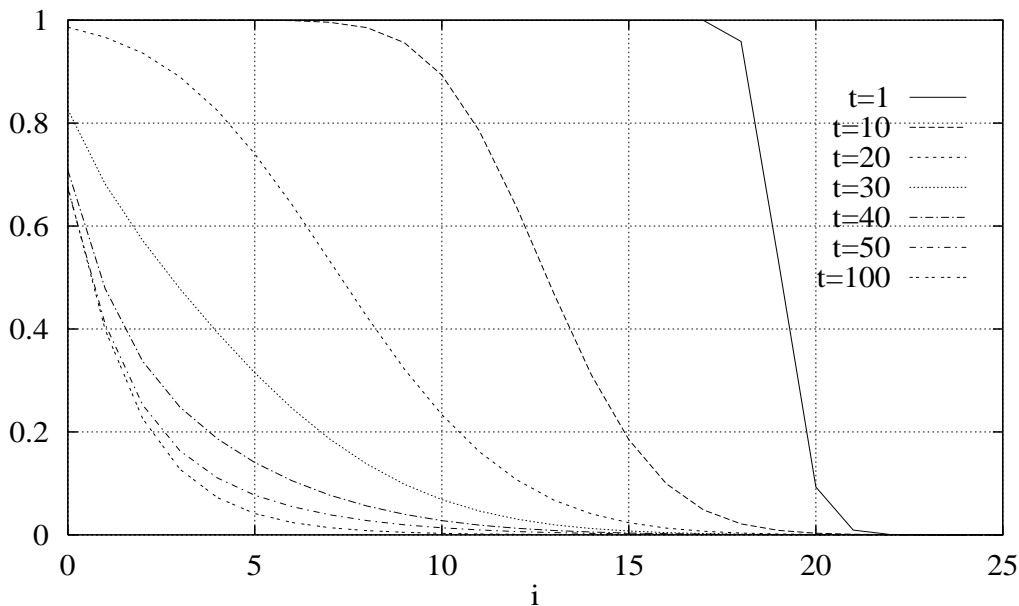


Figure 1:  $\Pr(N(t) > i)$ , as a function of  $i$  and  $t$  in the  $\sum_{r=1}^{20} MMPP_r/E_4/1$  queue with initial queue length  $i' = 20$ .

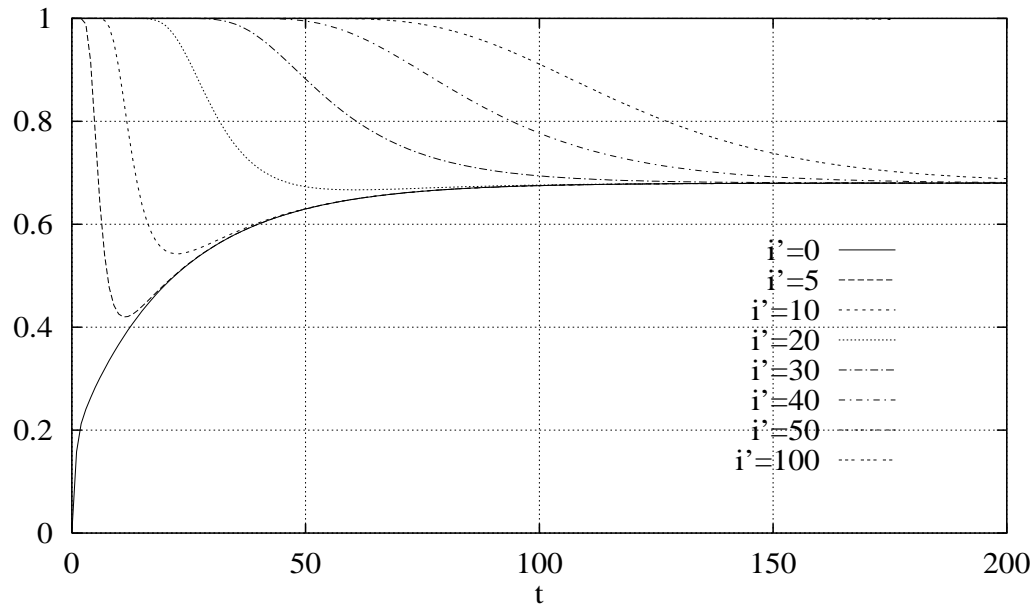


Figure 2:  $\Pr(N(t) > 0)$ , as a function of  $t$  and the initial queue length  $i'$  in the  $\sum_{r=1}^{20} MMPP_r/E_4/1$  queue.

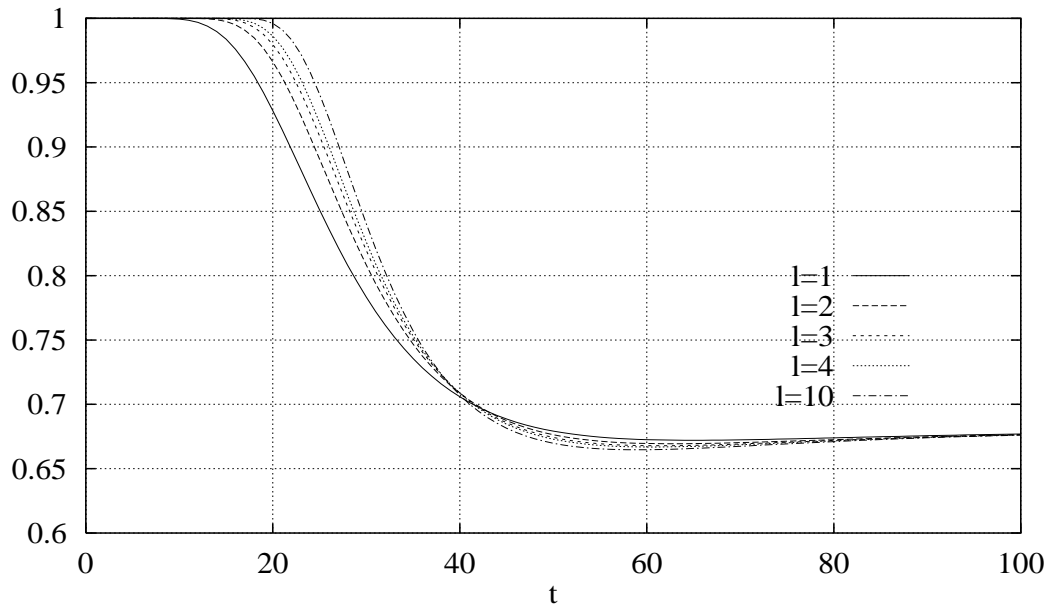


Figure 3:  $\Pr(N(t) > 0)$ , as a function of  $t$  for different values of the number  $l$  of phases in the  $\sum_{r=1}^{20} MMPP_r/E_l/1$  queue with initial queue length  $i' = 20$ .

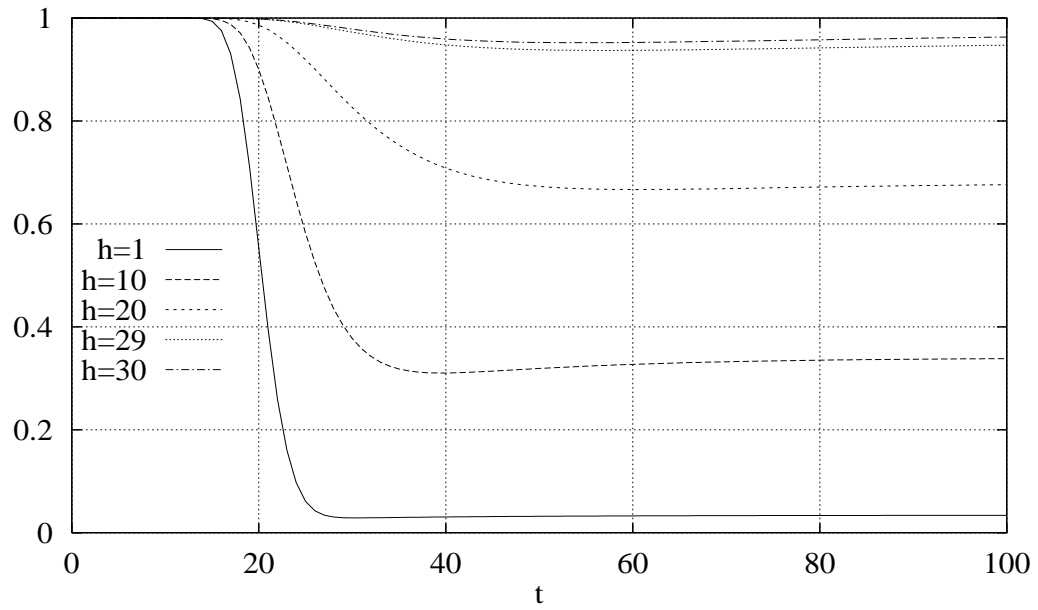


Figure 4:  $\Pr(N(t) > 0)$ , as a function of  $t$  for different values of the number  $h$  of MMPPs in the  $\sum_{r=1}^h MMPP_r/E_4/1$  queue with initial queue length  $i' = 20$ .

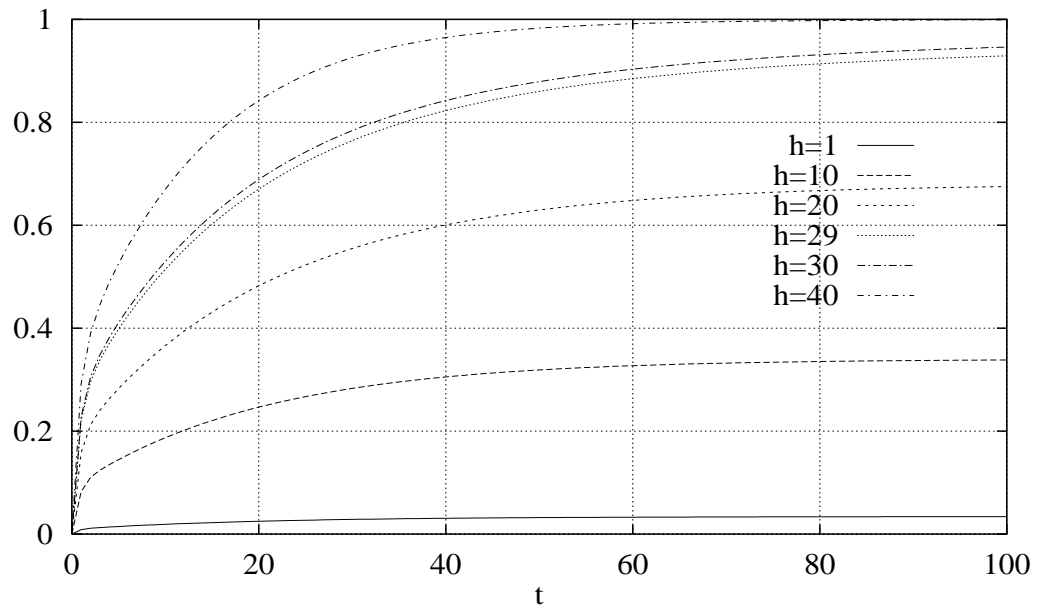


Figure 5:  $\Pr(N(t) > 0)$ , as a function of  $t$  for different values of the number  $h$  of MMPPs in the  $\sum_{r=1}^h MMPP_r/E_4/1$  queue with initial queue length  $i' = 0$ .



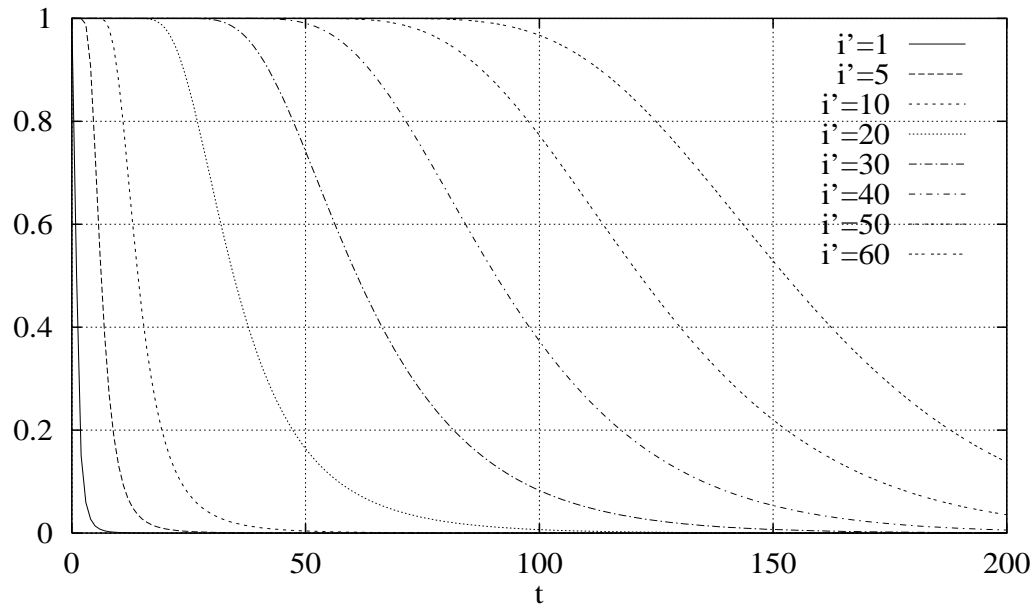


Figure 6:  $\Pr(BP > t)$ , as a function of  $t$  and the initial queue length  $i'$  in the  $\sum_{r=1}^{20} MMPP_r/E_4/1$  queue.

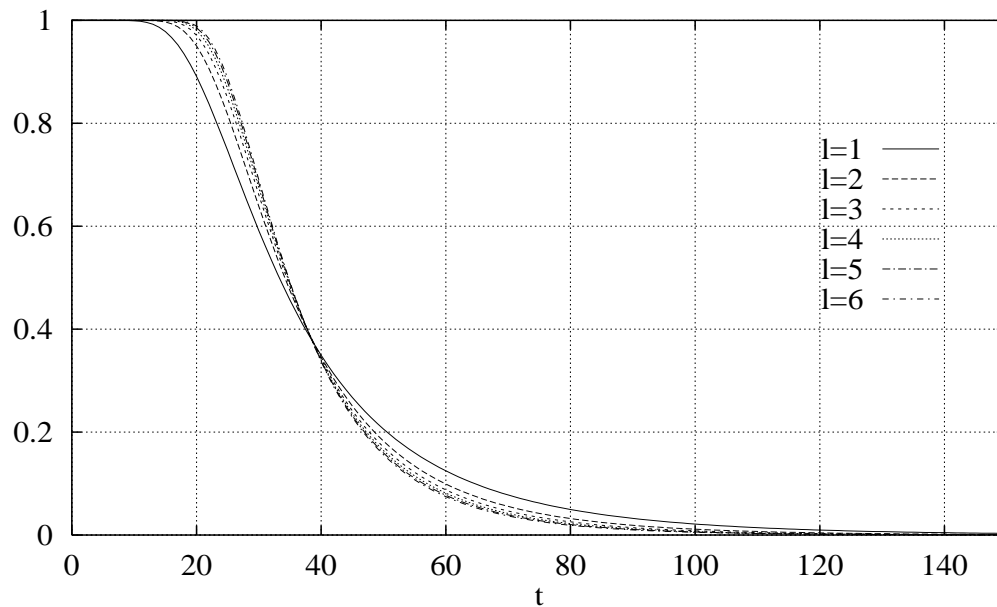


Figure 7:  $\Pr(BP > t)$ , as a function of  $t$  for different values of the number  $l$  of phases in the  $\sum_{r=1}^{20} MMPP_r/E_l/1$  queue with initial queue length  $i' = 20$ .

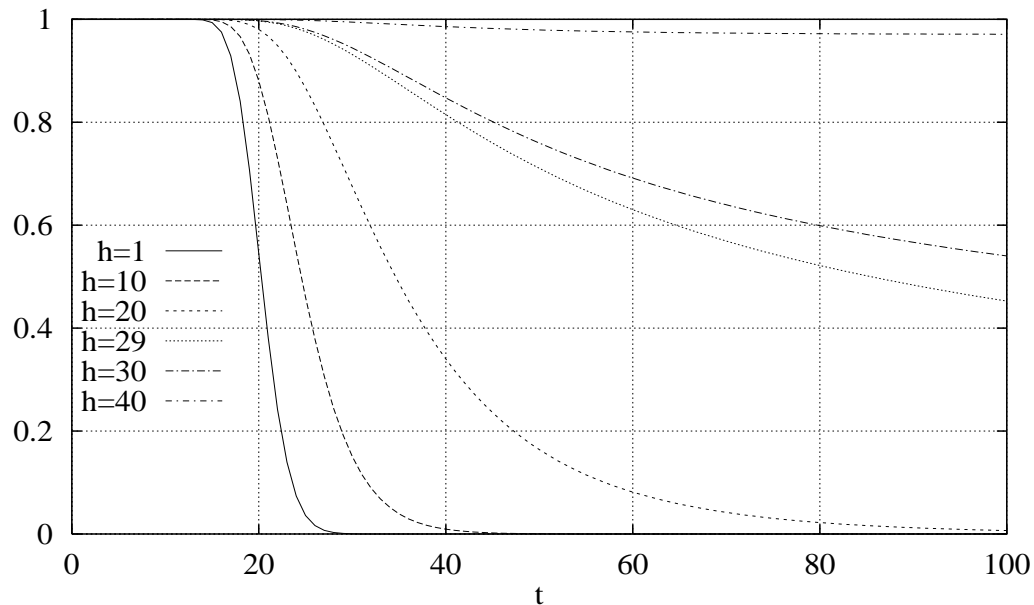


Figure 8:  $\Pr(BP > t)$ , as a function of  $t$  for different values of the number  $h$  of MMPPs in the  $\sum_{r=1}^h MMPP_r/E_4/1$  queue with initial queue length  $i' = 20$ .

## References

- [1] M. F. Neuts. – A versatile Markovian point process. – *J. Appl. Prob.*, 16:764–779, 1979.
- [2] D. M. Lucantoni, K. S. Meier-Hellstern, and M. F. Neuts. – A single server queue with server vacations and a class of non-renewal arrival processes. – *Adv. Appl. Prob.*, 22:676–705, 1990.
- [3] D. M. Lucantoni. – The BMAP/G/1 queue: A tutorial. – In L. Donatiello and R. Nelson, editors, *Performance Evaluation of Computer and Communications Systems*, pages 330–358. Lectures Notes in Computer Science 729, Springer Verlag, 1993.
- [4] D. M. Lucantoni, G. L. Choudhury, and W. Whitt. – The transient BMAP/G/1 queue. – *Stoch. Mod.*, 10:145–182, 1994.
- [5] S. Asmussen. – *Applied Probability and Queues*. – John Wiley and Sons, 1987.
- [6] S. M. Ross. – *Stochastic Processes*. – John Wiley and Sons, 1983.
- [7] M. F. Neuts. – *Matrix-Geometric Solutions in Stochastic Models: An Algorithmic Approach*. – Baltimore: The Johns Hopkins University Press, 1981.

- [8] P. N. Bowerman, R. G. Nolty, and E. M. Scheuer. – Calculation of the poisson cumulative distribution function. – *IEEE Transactions on Reliability*, 39:158–161, 1990.



---

Unité de recherche INRIA Lorraine, Technopôle de Nancy-Brabois, Campus scientifique,  
615 rue du Jardin Botanique, BP 101, 54600 VILLERS LÈS NANCY  
Unité de recherche INRIA Rennes, Irisa, Campus universitaire de Beaulieu, 35042 RENNES Cedex  
Unité de recherche INRIA Rhône-Alpes, 46 avenue Félix Viallet, 38031 GRENOBLE Cedex 1  
Unité de recherche INRIA Rocquencourt, Domaine de Voluceau, Rocquencourt, BP 105, 78153 LE CHESNAY Cedex  
Unité de recherche INRIA Sophia-Antipolis, 2004 route des Lucioles, BP 93, 06902 SOPHIA-ANTIPOLIS Cedex

---

Éditeur

INRIA, Domaine de Voluceau, Rocquencourt, BP 105, 78153 LE CHESNAY Cedex (France)

ISSN 0249-6399