



HAL
open science

Plugging Anti and Output Dependence Removal Techniques into Loop Parallelization Algorithms

Pierre-Yves Calland, Alain Darté, Yves Robert, Frédéric Vivien

► **To cite this version:**

Pierre-Yves Calland, Alain Darté, Yves Robert, Frédéric Vivien. Plugging Anti and Output Dependence Removal Techniques into Loop Parallelization Algorithms. [Research Report] RR-2914, INRIA. 1996. inria-00073783

HAL Id: inria-00073783

<https://inria.hal.science/inria-00073783>

Submitted on 24 May 2006

HAL is a multi-disciplinary open access archive for the deposit and dissemination of scientific research documents, whether they are published or not. The documents may come from teaching and research institutions in France or abroad, or from public or private research centers.

L'archive ouverte pluridisciplinaire **HAL**, est destinée au dépôt et à la diffusion de documents scientifiques de niveau recherche, publiés ou non, émanant des établissements d'enseignement et de recherche français ou étrangers, des laboratoires publics ou privés.

INSTITUT NATIONAL DE RECHERCHE EN INFORMATIQUE ET EN AUTOMATIQUE

***Plugging anti and output dependence removal
techniques into loop parallelization algorithms***

Pierre-Yves Calland , Alain Darté , Yves Robert , Frédéric Vivien

N 2914

Juin 1996

PROGRAMME 1



***Rapport
de recherche***

Plugging anti and output dependence removal techniques into loop parallelization algorithms

Pierre-Yves Calland , Alain Darté , Yves Robert , Frédéric Vivien

Programme 1 — Architectures parallèles, bases de données, réseaux et systèmes distribués
Projet ReMaP

Rapport de recherche n ° 2914 — Juin 1996 — 20 pages

Abstract: In this paper we shortly survey some loop transformation techniques which break anti or output dependences, or artificial cycles involving such “false” dependences. These false dependences are removed through the introduction of temporary buffer arrays.

Next we show how to plug these techniques into loop parallelization algorithms (such as Allen and Kennedy’s algorithm). The goal is to extract as many parallel loops as the intrinsic degree of parallelism of the nest authorizes, while avoiding a full memory expansion. We try to reduce the number of temporary arrays that we introduce, as well as their dimension.

Key-words: array renaming, array expansion, node splitting, anti dependences, output dependences, dependence graph, parallelization algorithm, Allen-Kennedy, heuristics.

(Résumé : tsvp)

Le projet *ReMaP* est un projet commun CNRS – ENS Lyon – INRIA. Pierre-Yves Calland est financé par la Région Rhône-Alpes.

Intégration des techniques d'éliminations des anti et output dépendances dans les algorithmes de parallélisation automatique

Résumé : Dans ce rapport, nous présentons une rapide synthèse des techniques usuelles pour l'élimination des "fausses dépendances" (anti-dépendances et dépendances en sortie). Ces techniques requièrent le plus souvent l'emploi de tableaux auxiliaires.

Nous montrons comment intégrer ces techniques dans les algorithmes de parallélisation de boucles (comme celui d'Allen et Kennedy). Notre objectif est d'obtenir autant de boucles parallèles que le programme original en contient potentiellement, tout en évitant une expansion mémoire complète. Nous tentons de réduire le nombre de tableaux auxiliaires introduits, ainsi que leur dimension.

Mots-clé : renommage, expansion, anti dépendances, dépendances de sortie, graphe de dépendance, algorithme de parallélisation, Allen-Kennedy, heuristiques.

1 Introduction

Flow (or value-based) dependences are the only “true” dependences of a program. Anti dependences and output dependences are due to storage re-use and can be eliminated at the price of more memory usage. Removing anti and output dependences may prove very useful to break data dependence cycles and thereby enabling vectorization and/or improving parallelization.

However, removing *all* memory-based or “false” (i.e. anti and output) dependences may have a prohibitive cost. A complete removal of false dependences is usually achieved, if feasible, via conversion of the original loop nest program into single assignment form. This turns out to be unnecessarily costly. Indeed, there are some memory-based dependences whose removal will not improve the parallelization. Rather, we should introduce as much memory overhead as needed to expose all the parallelism of the original program. As much as, but no more than, needed.

The aim of this paper is to show how to plug false dependence removal techniques into loop parallelization algorithms. The idea is to characterize those false dependences that do decrease the amount of parallelism, and to remove only these dependences. This will lead to memory savings without sacrificing performance.

The paper is organized as follows. Section 2 is devoted to a brief survey of techniques aimed at removing anti and output dependences. In Section 3 we work out an example to illustrate the key-ideas of our “integration” sketch. We summarize the general steps of our method in Section 4. Finally, we give some conclusions in Section 5.

2 False dependence removal techniques

Many papers have been devoted to the problem of eliminating anti and output dependences. Proposed methods include “array data flow analysis” [10, 13], “variable expansion” [4], “variable renaming” [14] and “node splitting” [14, 6]. See the survey papers of Banerjee, Eigenmann, Nicolau and Padua [3] and Bacon, Graham and Sharp [2], as well as the books of Wolfe [16] and Zima [17], for further references. Note that “array privatization” [11] is yet another technique that can be applied, but it comes later, when moving from virtual to physical processors.

2.1 Renaming

Scalar renaming consists in giving a different name to occurrences of a scalar locally used in a program. This allows to remove anti and output dependences due to the multiple use of the scalar. This technique can be directly extended to array renaming. Consider the loop nest in Figure 1(a). The dependence graph¹ (Figure 1(c)) contains a cycle with an anti dependence from statement S_2 to statement S_3 . Renaming the array “a” in S_3 (see the

¹In all figures, flow, anti and output dependence edges are labeled with a “f”, a “a” and a “o” respectively.

code in Figure 1(b)) breaks this dependence: the new graph (Figure 1(d)) is acyclic. Loop statements can now be parallelized.

```

For  $i = 1$  to  $N$  do
   $S_1$ :  $a(i) = \sin(i)$ 
   $S_2$ :  $b(i + 1) = a(i) + c(i)$ 
   $S_3$ :  $a(i) = \cos(i)$ 
   $S_4$ :  $c(i + 1) = a(i)$ 
EndFor

```

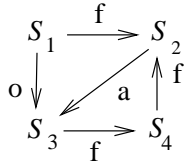
(a) original code

```

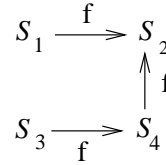
For  $i = 1$  to  $N$  do
   $S_1$ :  $\text{renamed}(i) = \sin(i)$ 
   $S_2$ :  $b(i + 1) = \text{renamed}(i) + c(i)$ 
   $S_3$ :  $a(i) = \cos(i)$ 
   $S_4$ :  $c(i + 1) = a(i)$ 
EndFor

```

(b) code after renaming



(c) original dependence graph



(d) graph after renaming

Figure 1: Example of variable renaming

2.2 Expansion

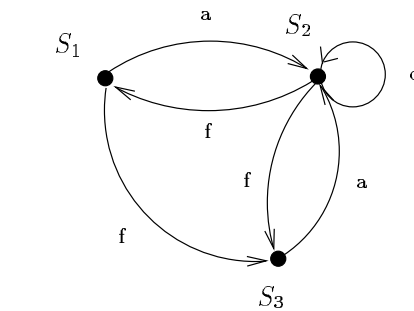
Consider a loop nest where a scalar variable is written at several iterations. This implies an output dependence from and to the statement involved in the multiple writings. Consider the example of Figure 2(a). Since scalar a is written at each iteration, there is a self output loop around statement S_2 (see the dependence graph in Figure 2(c)). To suppress this dependence, we expand a into a linear array, as shown in Figure 2(b). Again, the new graph (Figure 2(d)) is acyclic.

This technique can be extended to multi-dimensional loop nests for expanding scalars, or for expanding multi-dimensional arrays in the simple cases where the arrays can be considered as scalars when some loop indices are fixed.

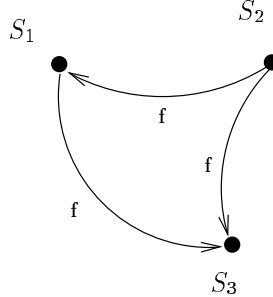
2.3 Node splitting

This technique consists in splitting a statement into two statements, in order to break cycles in the dependence graph. Consider the example of Figure 3(a). The dependence graph (Figure 3(c)) contains a cycle involving a flow dependence from S_1 to S_2 , and an output

<pre> For $i = 1$ to N do S_1: $c(i) = 3 + a$ S_2: $a = i + 1$ S_3: $b(i) = c(i) + a$ EndFor </pre> <p>(a) original code</p>	<pre> temp(0) = a For $i = 1$ to N do S_1: $c(i) = 3 + \text{temp}(i - 1)$ S_2: $\text{temp}(i) = i + 1$ S_3: $b(i) = c(i) + \text{temp}(i)$ EndFor If ($N \geq 1$) then $a = \text{temp}(N)$ </pre> <p>(b) code after expansion</p>
--	--



(c) original dependence graph



(d) graph after expansion

Figure 2: Example of variable expansion

dependence from S_2 to S_1 . To break this cycle, rather than writing array “a” in statement S_1 , we store the evaluation of the right-hand side into a temporary array “temp”. This temporary array is read in S_2 instead of array “a”. The transformed code is given in Figure 3(b), and the new dependence graph is represented in Figure 3(d).


```

For  $i = 1$  to  $N$  do
   $S_1$ :  $a(i) = b(i) + c(i)$ 
   $S_2$ :  $a(i + 1) = a(i) + 2 \times d(i)$ 

```

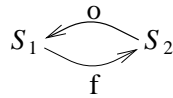
(a) original code

```

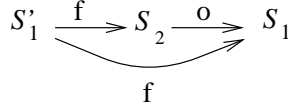
For  $i = 1$  to  $N$  do
   $S'_1$ :  $temp(i) = b(i) + c(i)$ 
   $S_1$ :  $a(i) = temp(i)$ 
   $S_2$ :  $a(i + 1) = temp(i) + 2 \times d(i)$ 

```

(b) code after node splitting



(c) original graph



(d) graph after node splitting

Figure 3: Example of node splitting

The previous example is due to Padua and Wolfe [14]. We generalize [6] the statement transformation as indicated in Figure 4. The value computed at each iteration of statement S is stored into a temporary array whose access function is the same as that of “lhs”, the left hand side of S . Obviously, if another statement instance depends upon a value “lhs($g(i)$)” computed by S , then the access to “lhs($g(i)$)” must be replaced by temp($g(i)$). This implies to know what are the statement instances which depend upon the value calculated in S (or in S' after the transformation).

The impact of this transformation on the dependences going to and coming from a statement S is summarized in Figure 5. As shown in [6], if this transformation is applied to all the statements of the original loop nest, then the new dependence graph contains only flow dependence cycles and output dependence cycles. Furthermore, these cycles correspond to cycles of the initial dependence graph.

However, applying the transformation to all statements is not a good approach. First, it can be too costly. Moreover, it is useless to transform some statements. Consider for instance a statement S (a vertex of the dependence graph) with an incoming flow dependence f_{in}

<pre> For $i = 1$ to N do ... $S: \text{lhs}(f(i)) = \text{rhs}(\dots)$ = $\text{lhs}(g(i))$ </pre> <p>(a) original code</p>	<pre> For $i = 1$ to N do ... $S': \text{temp}(f(i)) = \text{rhs}(\dots)$ $S: \text{lhs}(f(i)) = \text{temp}(f(i))$ = $\text{temp}(g(i))$ </pre> <p>(b) code after node splitting</p>
--	--

Figure 4: Transformation of statement S

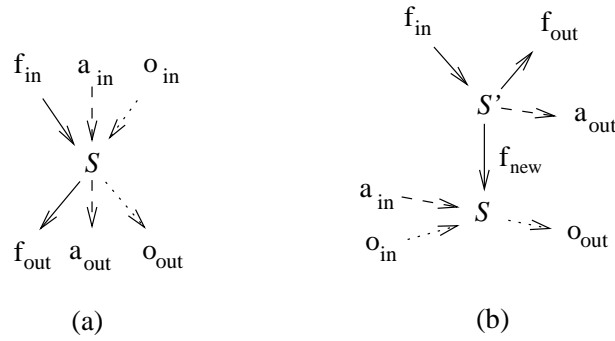


Figure 5: A statement S with in-coming and out-going dependences (a) before and (b) after transformation.

and an outgoing output dependence o_{out} . We check on Figure 5 that the path $\bullet \xrightarrow{f_{in}} S \xrightarrow{o_{out}} \bullet$ has been transformed into the path $\bullet \xrightarrow{f_{in}} S' \xrightarrow{f_{new}} S \xrightarrow{o_{out}} \bullet$. Thus a cycle containing the original path is not broken by the transformation. In fact, the paths that are broken when transforming statement S are those containing an anti or output dependence incoming to S , followed by an anti or flow dependence going out of S . To summarize, we break paths like

$$? \xrightarrow{a,o} S \xrightarrow{f,a} ?$$

2.4 Conversion to single-assignment form

The only full transformation to single assignment form has been proposed by P. Feautrier in [10]. The technique relies on an exact analysis of direct flow dependences (through parametric integer linear programming) that permits to find the source of each array reference, i.e. the statement and the value of the surrounding loop counters where the desired element of the array has been computed. Then, the algorithm is the following:

- For each statement S surrounded by d_S loops, define a new d_S -dimensional array M_S and replace the left-hand side of S by $M_S(I)$ where I is the iteration vector associated to S .
- Replace all references in the right-hand side using the corresponding source function: if the source is defined at iteration $f(I)$ of statement S' , then reference $M_{S'}(f(I))$, and if the source is empty, then keep the original reference.

In other words, one temporary cell is introduced for each computation, and the right-hand side is modified to reference either a temporary cells for a value modified in the code, or the original scalar or array for a value kept unchanged. All new arrays have as many dimensions as there are loops surrounding their definition.

This transformation has two main weaknesses: first, the resulting code is in general very complicated, including many “if” tests in the innermost loops, and, second, it requires a very large amount of memory (one cell per computation). Some attempts have been made to remedy these two problems: more sophisticated rewriting techniques have been proposed to move if tests into the outermost loops if possible and to minimize the memory usage (through memory folding, i.e. memory reuse) once parallelism has been detected (see the work of Chamski [7]).

In other words, Chamski’s technique consists in three main steps:

1. transform the code into single assignment form, through full memory expansion,
2. parallelize the code,
3. reduce memory size by analyzing the life duration of each cell in the parallelized code.

In this paper, we explore an opposite approach: first determine anti and output dependences that are responsible for a loss of parallelism, remove them through memory expansion and then parallelize. We believe that this approach is more flexible and powerful to enable various parallelization strategies. We point out that a similar approach is being currently developed in [12], but with a more restricted methodology since the false dependence removal is done *with respect to* a given schedule.

3 Motivating example

We briefly review Allen and Kennedy’s algorithm (AK) in Section 3.1. Next we present a simple example, upon which we apply three parallelization schemes. First, in Section 3.2, we apply AK directly on the example. Then, in Section 3.3, we apply AK to the single assignment form of the example. Finally, in Section 3.4, we integrate the false dependences removal techniques into the parallelization process.

3.1 Allen and Kennedy’s parallelization algorithm

We summarize Allen and Kennedy’s algorithm (AK) because we use this parallelization algorithm throughout the paper. More details on this algorithm can be found in [1, 5, 17].

AK works on a structure called reduced leveled dependence graph (RLDG), i.e. a description of the level of dependences. For a *loop carried dependence*, the *level of dependence* is the rank of the first non null component of the distance vectors. This is also the depth of the outermost loop which carries this dependence. For a *loop independent dependence*, the level of dependence is said to be infinite and is denoted ∞ . If e is an edge of the RLDG, $l(e)$ denotes its level of dependence.

Before summarizing the algorithm in its simpler form, we need to recall some simple graphs definitions:

- A *strongly connected component* of a directed graph G is a maximal subgraph of G in which for any vertices p and q ($p \neq q$) there is a path from p to q ;
- The *acyclic condensation* of a graph G is the acyclic graph whose nodes are the strongly connected components $\mathcal{V}_1, \dots, \mathcal{V}_c$ of G . There is an edge from \mathcal{V}_i to \mathcal{V}_j if there is an edge $e = (x_i, y_j)$ in G such that $x_i \in \mathcal{V}_i$ and $y_j \in \mathcal{V}_j$.
- Let G be a reduced leveled dependence graph. Let H be a subgraph of G . Then $l(H)$ (the *level of H*) is the minimal level of an edge of H : $l(H) = \min\{l(e) \mid e \in H\}$

AK(H, l)

- $H' = H \setminus \{e \mid l(e) < l\}$
- Build H'' , the acyclic condensation of H' , and number its vertices $\mathcal{V}_1, \dots, \mathcal{V}_c$ in a topological sort order.
- **For** $i = 1$ **to** c **do**
 1. **If** \mathcal{V}_i is reduced to a single statement S , with no edge, **then** generate parallel “For” loops (“ForPar”) in all remaining dimensions (i.e. for levels l to n) and generate code for S .
 2. Otherwise, let $k = l(\mathcal{V}_i)$. Generate parallel “For” loops (“ForPar”) for levels from l to $k - 1$, and a sequential “For” loop (“ForSeq”) for level k . Call **AK**($\mathcal{V}_i, k + 1$).

Finally, to apply AK to a reduced leveled dependence graph G , call: **AK**($G, 1$).

3.2 Direct parallelization scheme

The direct parallelization scheme consists in the application of AK on the following loop nest (with two 3-dimensional arrays a and c and one scalar b):

Motivating example

```

For  $i = 1$  to  $N$  do
  For  $j = 1$  to  $N$  do
    For  $k = 1$  to  $N$  do
       $S_1: a(i, j, k) = a(i, j, k + 1) + c(i, j + 1, k) + c(i, j - 1, k) + b$ 
       $S_2: b = a(i - 1, j, k) + a(i, j - 1, k)$ 
       $S_3: c(i, j, k) = c(i + 1, j, k) + c(i, j, k + 1)$ 
    EndFor
  EndFor
EndFor

```

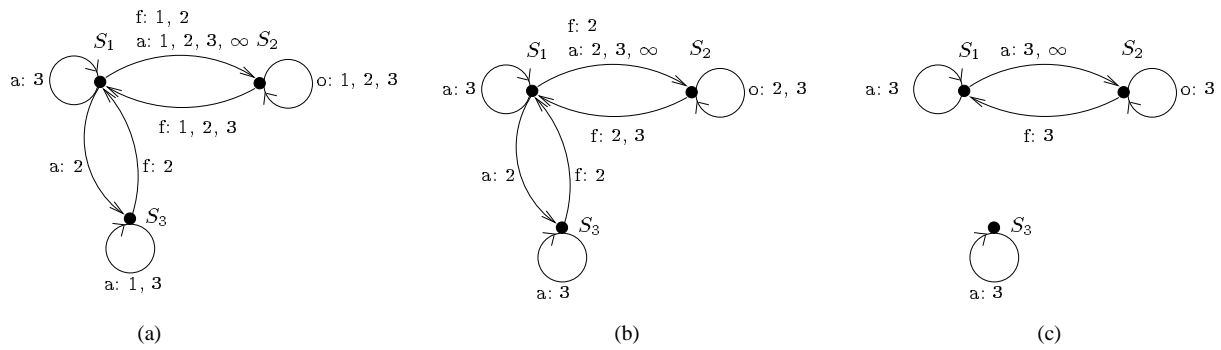


Figure 6: RLDG of the motivating example: (a) whole RLDG; (b) RLDG without level 1 dependences; (c) RLDG without level 1 and 2 dependences

The RLDG of the motivating example is drawn² on Figure 6. This RLDG contains a single strongly connected component which includes the three statements and dependences at level 1. Thus, the outermost loop (loop i) is marked “sequential” by AK. We now remove all level 1 edges: there is still a unique strongly connected component including at least one dependence at level 2. Thus, the second loop (loop j) is marked “sequential”. We now remove level 2 edges: there are two strongly connected components, and each component includes dependences at level 3. Thus, the third loop (loop k) is marked “sequential” for both components, and thus for all statements. Thus, AK finds no parallelism in this example when taking into account anti and output dependences, hence the need of removing at least some of the memory based dependences, in order to expose parallelism.

²Dependences are those found by Tiny [15]. Some do not actually exist. For instance the anti dependence from S_1 to S_2 (due to scalar b) only occurs at level ∞ ; the anti dependences at level 1, 2 or 3 are covered.

3.3 Parallelization of the single assignment form

Another approach could be first to transform the loop nest into single assignment form (thereby removing *all* memory based dependences), and then to apply the parallelization algorithm.

Motivating example in single assignment form We first transform the code into a single assignment form, using the transformations of Section 2.4 and we get (assuming $N \geq 1$):

```

For  $i = 1$  to  $N$  do
  For  $j = 1$  to  $N$  do
    For  $k = 1$  to  $N$  do
       $S_1$ :  $a_{temp}(i, j, k) = a(i, j, k + 1) + c(i, j + 1, k)$ 
        + if  $j \geq 2$  then  $c_{temp}(i, j - 1, k)$  else  $c(i, 0, k)$ 
        + if  $k \geq 2$  then  $b_{temp}(i, j, k - 1)$ 
          else if  $j \geq 2$  then  $b_{temp}(i, j - 1, N)$ 
            else if  $i \geq 2$  then  $b_{temp}(i - 1, N, N)$ 
              else  $b$ 
       $S_2$ :  $b_{temp}(i, j, k) =$  if  $i \geq 2$  then  $a_{temp}(i - 1, j, k)$  else  $a(0, j, k)$ 
        + if  $j \geq 2$  then  $a_{temp}(i, j - 1, k)$  else  $a(i, 0, k)$ 
       $S_3$ :  $c_{temp}(i, j, k) = c(i + 1, j, k) + c(i, j, k + 1)$ 
    EndFor
  EndFor
EndFor

```

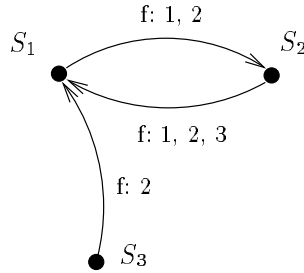


Figure 7: RLDG of the motivating example in single assignment form

The new RLDG is drawn on Figure 7.

Parallelization of the single assignment form One can easily see that AK will mark the two outermost loops (loops i and j) “sequential” for statements S_1 and S_2 . All other loops will be found “parallel”. This is expressed in the parallelized form written below (strictly

speaking, we should also copy back $\text{atemp}(i, j, k)$ into $a(i, j, k)$, $\text{ctemp}(i, j, k)$ into $c(i, j, k)$, and $\text{btemp}(N, N, N)$ into b).

```

ForPar  $i = 1$  to  $N$  do
  ForPar  $j = 1$  to  $N$  do
    ForPar  $k = 1$  to  $N$  do
       $S_3$ :  $\text{ctemp}(i, j, k) = c(i + 1, j, k) + c(i, j, k + 1)$ 
    EndFor
  EndFor
EndFor
ForSeq  $i = 1$  to  $N$  do
  ForSeq  $j = 1$  to  $N$  do
    ForPar  $k = 1$  to  $N$  do
       $S_2$ :  $\text{btemp}(i, j, k) =$  if  $i \geq 2$  then  $\text{atemp}(i - 1, j, k)$  else  $a(0, j, k)$ 
      + if  $j \geq 2$  then  $\text{atemp}(i, j - 1, k)$  else  $a(i, 0, k)$ 
    EndFor
    ForPar  $k = 1$  to  $N$  do
       $S_1$ :  $\text{atemp}(i, j, k) = a(i, j, k + 1) + c(i, j + 1, k)$ 
      + if  $j \geq 2$  then  $\text{ctemp}(i, j - 1, k)$  else  $c(i, 0, k)$ 
      + if  $k \geq 2$  then  $\text{btemp}(i, j, k - 1)$ 
      else if  $j \geq 2$  then  $\text{btemp}(i, j - 1, N)$ 
      else if  $i \geq 2$  then  $\text{btemp}(i - 1, N, N)$ 
      else  $b$ 
    EndFor
  EndFor
EndFor

```

The latency of this parallel program is $\Theta(N^2)$, instead of $\Theta(N^3)$ for the direct parallelized version. Hence our motivating example does contain some parallelism! However, to expose all the parallelism, we have introduced three new arrays of size N^3 , which is the size of the iteration domain. We show in the next section that a clever integration of the false dependence removal techniques into the scheduling process enables to find as much parallelism while introducing less memory overhead.

3.4 Plugging false dependence removal techniques into the parallelization

The dataflow graph (the RLDG where only flow dependence edges are kept, see Figure 8(a)) tells us exactly what amount of parallelism can be found in the program. Our aim is to find in the whole RLDG as much parallelism, while introducing as less memory overhead as possible.

3.4.1 First loop

Consider the first loop: because of the flow dependences, the outermost loop (loop i) must be sequential for statements S_1 and S_2 . However this loop could be made parallel for S_3 . In order to expose this parallelism, S_3 should not belong any longer to a strongly connected component including some level 1 dependence. Therefore two false dependence edges must be removed, we call them incompatible edges (see Figure 8(b)):

- the anti dependence from S_1 to S_3 . Because of this edge and of the flow dependence from S_3 to S_1 , S_3 is in the same strongly connected component than S_1 and S_2 , which contains an edge at level 1.
- the self anti dependence on S_3 at level 1.

Note however that there is no need to remove the output dependence of level 1 from S_1 to S_2 .

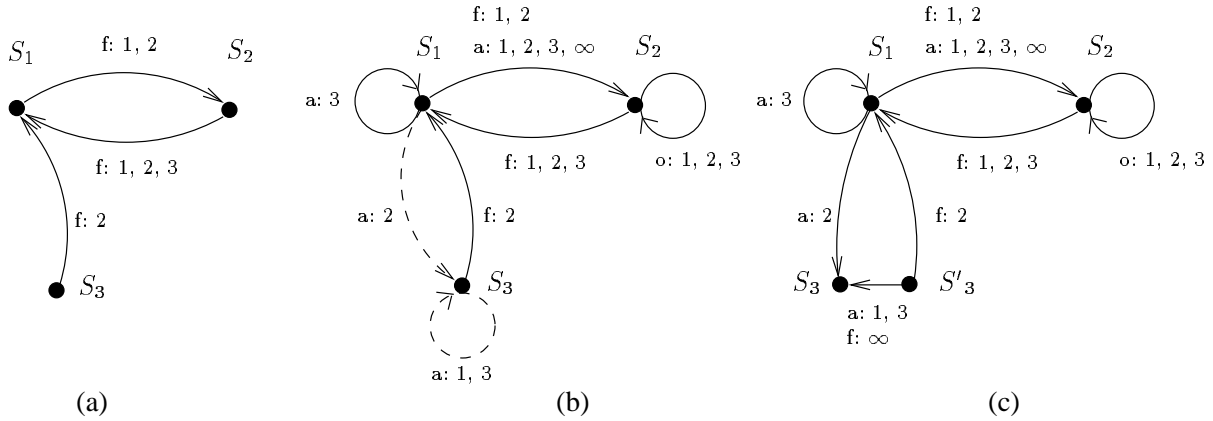


Figure 8: Motivating example: (a) Dataflow graph (b) RLDG where incompatible edges are dashed (c) RLDG after program transformation

The two incompatible dependences can be removed by splitting the node S_3 as explained in Section 2.3. This only introduces a single new three dimensional array. The new RLDG is depicted in Figure 8(c). We can now apply the first step of Allen and Kennedy’s algorithm and we get:


```

ForPar  $i = 1$  to  $N$  do
  ForPar  $j = 1$  to  $N$  do
    ForPar  $k = 1$  to  $N$  do
       $S'_3$ :  $\text{ctemp}(i, j, k) = c(i + 1, j, k) + c(i, j, k + 1)$ 
    EndFor
  EndFor
EndFor
ForSeq  $i = 1$  to  $N$  do
  For  $j = 1$  to  $N$  do
    For  $k = 1$  to  $N$  do
       $S_1$ :  $a(i, j, k) = a(i, j, k + 1) + b + c(i, j + 1, k)$ 
        + if  $j \geq 2$  then  $\text{ctemp}(i, j - 1, k)$  else  $c(i, 0, k)$ 
       $S_2$ :  $b = a(i - 1, j, k) + a(i, j - 1, k)$ 
    EndFor
  EndFor
EndFor
ForPar  $i = 1$  to  $N$  do
  ForPar  $j = 1$  to  $N$  do
    ForPar  $k = 1$  to  $N$  do
       $S_3$ :  $c(i, j, k) = \text{ctemp}(i, j, k)$ 
    EndFor
  EndFor
EndFor

```

3.4.2 Second loop

We now consider the second step of AK for the loops surrounding S_1 and S_2 (since the rest of the code is already fully parallelized). The remaining RLDG at level 2 are depicted in Figure 9:

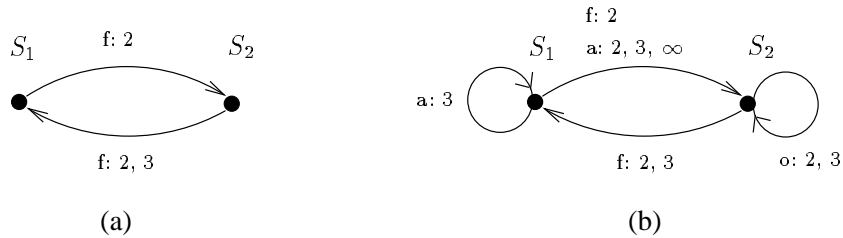


Figure 9: After first level parallelization: (a) Dataflow graph (b) RLDG

Because of the flow dependences at level 2 (see Figure 9), the second loop (loop j) must be sequential for statements S_1 and S_2 . Removing the anti-dependence at level 2 from S_1 to S_2 will not permit to detect more parallelism with AK. The second loop is marked sequential.

3.4.3 Third loop

Considering the dataflow graph of Figure 10(a), we see that the innermost loop could be marked parallel because there is no cycle at level 3. In order to expose this parallelism, S_1 and S_2 should not belong any longer to a strongly connected component including some level 3 dependences. Therefore three false dependence edges must be removed (see Figure 10(b)):

- the self output dependence on S_2 .
- the anti dependence from S_1 to S_2 .
- the self anti dependence on S_1 .

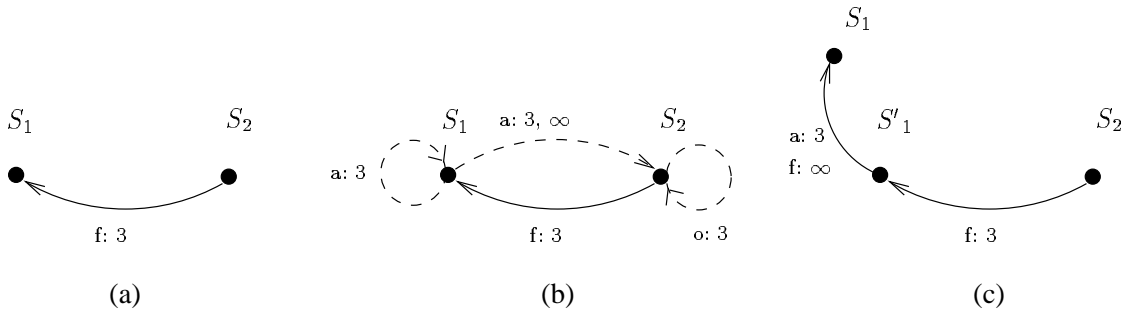


Figure 10: After second level parallelization: (a) Dataflow graph (b) RLDG where incompatible edges are dashed (c) RLDG after program transformation

The first two dependences can be removed by expanding the scalar b as explained in Section 2.2. The third dependence can be removed by splitting the node S_1 as explained in Section 2.3. However, instead of introducing two 3-dimensional arrays to suppress these dependences, we introduce only two 1-dimensional arrays “atemp” and “btemp”: this is because the outermost two loops are already sequential. Indeed, we only need to remove incompatible dependences *for each iteration of the outermost loops*. This is done as if the outermost two loops indexes were fixed. We first get the code:

```

ForSeq  $i = 1$  to  $N$  do
  ForSeq  $j = 1$  to  $N$  do
    btemp(0) =  $b$ 
    For  $k = 1$  to  $N$  do
       $S'_1$ : atemp( $k$ ) =  $a(i, j, k + 1) + \text{btemp}(k - 1) + c(i, j + 1, k)$ 
        + if  $j \geq 2$  then  $\text{ctemp}(i, j - 1, k)$  else  $c(i, 0, k)$ 
       $S_1$ :  $a(i, j, k) = \text{atemp}(k)$ 
       $S_2$ :  $\text{btemp}(k) = a(i - 1, j, k) + a(i, j - 1, k)$ 
    EndFor
     $b = \text{btemp}(N)$ 
  EndFor
EndFor

```

whose RLDG at level 3 is depicted in Figure 10(c). Finally, applying the last step of AK leads to:

```

ForSeq  $i = 1$  to  $N$  do
  ForSeq  $j = 1$  to  $N$  do
    btemp(0) =  $b$ 
    ForPar  $k = 1$  to  $N$  do
       $S_2$ :  $\text{btemp}(k) = a(i - 1, j, k) + a(i, j - 1, k)$ 
    EndFor
    ForPar  $k = 1$  to  $N$  do
       $S'_1$ : atemp( $k$ ) =  $a(i, j, k + 1) + \text{btemp}(k - 1) + c(i, j + 1, k)$ 
        + if  $j \geq 2$  then  $\text{ctemp}(i, j - 1, k)$  else  $c(i, 0, k)$ 
    EndFor
    ForPar  $k = 1$  to  $N$  do
       $S_1$ :  $a(i, j, k) = \text{atemp}(k)$ 
    EndFor
     $b = \text{btemp}(N)$ 
  EndFor
EndFor

```

4 Plugging false dependence removal techniques into parallelization algorithms

In Section 3, we have shown that integrating the false dependence removal techniques into the parallelization scheme makes it possible to find all the parallelism while introducing less memory overhead. In our example, one 3D array and two 1D arrays have been introduced instead of three 3D arrays as needed by the parallelization of the single assignment form. Note that if external constraints had dictated that introducing a 3D array were too costly, we would have been able to cope with these constraints. We would have exposed less parallelism, but that is the price to pay!

We now summarize our methodology.

4.1 Integration scheme

Instead of removing all possible false dependences first and then applying a parallelization algorithm, we propose to combine both techniques.

Suppose that we use a parallelization algorithm that has the following properties:

- Each statement S surrounded by n_S loops in the original code is surrounded by n_S loops in the parallelized code.
- The choice of the loops surrounding S is made from the outermost to the innermost.

Note that all known parallelization algorithms have these properties: Allen and Kennedy's algorithm, Wolf and Lam's algorithm, Darte and Vivien's algorithm, Feautrier's algorithm.

We propose to plug false dependences removal techniques into loops parallelization algorithms as follows:

Parallelization(G)

- Determine false dependences that could be removed by standard dependence removal techniques, as presented in Section 2. Let F be the dependence graph obtained if these dependences were removed. F is the dependence graph that exhibits as much parallelism as can be exposed.
- Apply the parallelization algorithm on F . Let PP be the parallelized program obtained. Each statement S is surrounded in PP by a sequence of n_S loops, marked either sequential or parallel.
- **For** $d = 1$ to $\max(n_S)$ **do**
 1. Mark as *incompatible* all dependences in G but not in F (i.e. false dependences that can be removed) which, if not removed at depth d , will induce a loss of parallelism if PP is taken as reference, i.e. will not permit to define $n_S - d + 1$ remaining loops surrounding S of the same nature (parallel or sequential) as in PP .
 2. Remove all the incompatible dependences by introducing temporary arrays of dimension as small as possible.
 3. Generate the loop.

4.2 Comments

We do not go on more formally: the integration scheme above is simply the sketch of our methodology. Many problems remain to be solved: how to characterize incompatible edges

for an arbitrary parallelization algorithm, how to minimize the number of incompatible dependences that should be removed, how to minimize the dimension of the temporary arrays that have to be introduced, . . . However, we have given several examples in Section 3 which should make these problems clearer.

On the dimension of temporary arrays In theory, we can hope to introduce temporary arrays with as many dimensions as nested loops minus the number of sequential loops already generated. See for example how node splitting has been performed in Figure 10: we introduced only a 1D array and not a 3D array for splitting S_1 . This adds a new output dependence with level 1 and 2 for S'_1 but it has no effect in terms of parallelization since the two outermost loops are already sequential.

In practice however, the dimension of the temporary arrays may be different. On one hand, we may need extra memory if the false dependence removal technique is not powerful enough to enable code generation: this is the case, for example, if the access functions are too complicated. On the other hand, memory overhead can be reduced by the use of scalar/array privatization, instead of expansion, along the parallel dimensions. This is illustrated in the example of Figure 3: the 1D temporary array `temp` could be transformed into a privatized scalar.

Incompatible edges Plugging dependence removal techniques into Allen and Kennedy's algorithm is straightforward, because it uses only loop distribution/fusion, which corresponds in terms of graph to the detection of strongly connected components in the RLDG. We have seen in Section 3 that this permits to identify easily incompatible edges. There are precisely defined as follows:

For a RLDG H , we denote by H_l the subgraph of H obtained by deleting all edges with level $< l$. Then, incompatible edges at level l are the edges for which there exists a vertex that in F_l belongs to only cycles of level $> l$ and that in G_l belongs to at least one cycle with an edge at level l .

The characterization of incompatible edges for Darte and Vivien's is much more complicated. We refer to [8, 9] for a complete description of the algorithm. We just give here the flavor of this algorithm.

Darte and Vivien's algorithm takes as input a reduced dependence graph G whose edges are labeled by dependence polyhedra. First, the RDG is uniformized into a graph G_u , which contains the nodes of G and some new nodes, called virtual nodes. Then G_u is processed by the parallelization algorithm as the reduced dependence graph of a system of uniform recurrence equations, except that one has to take into account the fact that some nodes are virtual. Then, the algorithm is recursive and it relies on the construction of a particular subgraph of G_u , the subgraph of null weight multi-cycles, denoted as G' . Incompatible edges are the edges that change the structure of G' , more precisely that change the structure of the vector space generated by the weight of the cycles of G' (or of one of the G' that will be recursively defined). We do not have studied yet the complexity of this complete characterization.

5 Conclusion

We have presented a framework to plug false dependence removal techniques into loop parallelization algorithms. Our approach has two main advantages. First, we remove only false dependence edges that are responsible for a lesser degree of parallelism, i.e. responsible for the sequentialization of an extra loop. Second, for each dependence removal – hence for each new temporary array –, we use our knowledge on the already generated loops to (try to) minimize the number of dimensions of this temporary array.

Furthermore, our algorithmic sketch can be controlled by external parameters. For instance, we can impose that each statement is surrounded by the same number of sequential loops. More important, we can straightforwardly cope with external constraints on the total memory overhead which is allowed. For instance if only 2D-arrays may be introduced, we will generate only 1D or 2D temporaries, at the price of some loss in parallelism.

Further work should be devoted to a better characterization of “incompatible” edges, and to a precise estimation of the extra memory that is needed to expose all the potential parallelism.

References

- [1] J.R. Allen and K. Kennedy. Automatic translations of Fortran programs to vector form. *ACM Toplas*, 9:491–542, 1987.
- [2] David F. Bacon, Susan L. Graham, and Oliver J. Sharp. Compiler transformations for high-performance computing. *ACM Computing Surveys*, 26(4), 1994.
- [3] U. Banerjee, R. Eigenmann, A. Nicolau, and D.A. Padua. Automatic program parallelization. *Proceedings of the IEEE*, 81(2):211–243, 1993.
- [4] Thomas Brandes. The importance of direct dependences for automatic parallelization. In *International Conference of Supercomputing*, pages 407–417, 1988.
- [5] D. Callahan. *A Global Approach to Detection of Parallelism*. PhD thesis, Dept. of Computer Science, Rice University, Houston, TX, 1987.
- [6] Pierre-Yves Calland, Alain Darté, Yves Robert, and Frédéric Vivien. On the removal of anti and output dependences. In *Application Specific Array Processors 96*. IEEE Computer Science Press, 1996. To appear. Available as INRIA Research Report 2800.
- [7] Zbigniew Chamski. *Environnement logiciel de programmation d’un accélérateur de calcul parallèle*. PhD thesis, Université de Rennes, Rennes, France, 1993. numéro 957.
- [8] Alain Darté and Frédéric Vivien. A classification of nested loops parallelization algorithms. In *INRIA-IEEE Symposium on Emerging Technologies and Factory Automation*, pages 217–224. IEEE Computer Society Press, 1995.

- [9] Alain Darte and Frédéric Vivien. Optimal fine and medium grain parallelism in polyhedral reduced dependence graphs. Technical Report 96-06, LIP, ENS-Lyon, France, April 1996.
- [10] Paul Feautrier. Dataflow analysis of array and scalar references. *Int. J. Parallel Programming*, 20(1):23–51, 1991.
- [11] Junjie Gu, Zhiyan Li, and Gyungho Lee. Symbolic array dataflow analysis for array privatization and program parallelization. In *Supercomputing 95*, 1995.
- [12] V. Lefebvre and P. Feautrier. Gestion de la mémoire dans les programmes parallèles. In Richard Castanet and Jean Roman, editors, *RenPar'8*, pages 149–152, LaBRII, Université de Bordeaux, France, May 1996. In French.
- [13] Dror E. Maydan, Saman P. Amarasinghe, and Monica Lam. Array data-flow analysis and its use in array privatization. In *Principles of Programming Languages*, 1993.
- [14] David A. Padua and Michael J. Wolfe. Advanced compiler optimizations for supercomputers. *Communications of the ACM*, 29(12):1184–1201, December 1986.
- [15] Michael Wolfe. The Tiny loop restructuring research tool. In H.D. Schwetman, editor, *International Conference on Parallel Processing*, volume II, pages 46–53. CRC Press, 1991.
- [16] Michael Wolfe. *High Performance Compilers For Parallel Computing*. Addison-Wesley Publishing Company, 1996.
- [17] Hans Zima and Barbara Chapman. *Supercompilers for Parallel and Vector Computers*. ACM Press, 1990.



Unité de recherche INRIA Lorraine, Technopôle de Nancy-Brabois, Campus scientifique,
615 rue du Jardin Botanique, BP 101, 54600 VILLERS LÈS NANCY
Unité de recherche INRIA Rennes, Irisa, Campus universitaire de Beaulieu, 35042 RENNES Cedex
Unité de recherche INRIA Rhône-Alpes, 46 avenue Félix Viallet, 38031 GRENOBLE Cedex 1
Unité de recherche INRIA Rocquencourt, Domaine de Voluceau, Rocquencourt, BP 105, 78153 LE CHESNAY Cedex
Unité de recherche INRIA Sophia-Antipolis, 2004 route des Lucioles, BP 93, 06902 SOPHIA-ANTIPOLIS Cedex

Éditeur
INRIA, Domaine de Voluceau, Rocquencourt, BP 105, 78153 LE CHESNAY Cedex (France)
ISSN 0249-6399