



HAL
open science

Asymptotic Results for the Superposition of a Large Number of Data Connections on an ATM Link

Fabrice Dupuis, Fabrice Guillemin, Bruno Sericola

► **To cite this version:**

Fabrice Dupuis, Fabrice Guillemin, Bruno Sericola. Asymptotic Results for the Superposition of a Large Number of Data Connections on an ATM Link. [Research Report] RR-3010, INRIA. 1996. inria-00073684

HAL Id: inria-00073684

<https://inria.hal.science/inria-00073684>

Submitted on 24 May 2006

HAL is a multi-disciplinary open access archive for the deposit and dissemination of scientific research documents, whether they are published or not. The documents may come from teaching and research institutions in France or abroad, or from public or private research centers.

L'archive ouverte pluridisciplinaire **HAL**, est destinée au dépôt et à la diffusion de documents scientifiques de niveau recherche, publiés ou non, émanant des établissements d'enseignement et de recherche français ou étrangers, des laboratoires publics ou privés.

*Asymptotic Results for the Superposition of a Large
Number of Data Connections on an ATM Link*

Alain Dupuis, Fabrice Guillemin and Bruno Sericola

N° 3010

Septembre 1996

———— THÈME 1 ————



*Rapport
de recherche*



Asymptotic Results for the Superposition of a Large Number of Data Connections on an ATM Link

Alain Dupuis*, Fabrice Guillemin* and Bruno Sericola†

Thème 1 — Réseaux et systèmes
Projet Model

Rapport de recherche n° 3010 — Septembre 1996 — 40 pages

Unité de recherche INRIA Rennes
IRISA, Campus universitaire de Beaulieu, 35042 RENNES Cedex (France)
Téléphone : (33) 99 84 71 00 – Télécopie : (33) 99 84 71 71

Abstract: The $M/PH/\infty$ system is introduced in this paper to analyze the superposition of a large number of data connections on an ATM link. In this model, information is transmitted in bursts of data arriving at the link as a Poisson process of rate λ and burst durations are PH distributed with unit mean. Explicit methods of computing the distributions of some transient characteristics related to excursions by the occupation process $\{\Lambda_t\}$ of the $M/PH/\infty$ queue above the link transmission capacity C are described. Given that such an excursion represents a congestion period for the system, the transient characteristics considered are the duration θ of a congestion period, the area V swept under process $\{\Lambda_t\}$ above C in such a congestion period (V represents the volume of information lost in an overflow period), and the number N of bursts arriving in a congestion period. It is then shown that, as conjectured in earlier studies, the random variables $C\theta$, CV , and N converge in distribution, as C tends to infinity while the utilization factor of the link defined by $\gamma = \lambda/C$ is fixed, towards the duration Θ of the busy period of an $M/M/1$ queue with input rate γ and unit service rate, the area \mathcal{V} swept under the occupation process of this $M/M/1$ queue in a busy period, and the number \mathcal{N} of customers served in a busy period, respectively. Further simulation results show that after adjustment of the load of the $M/M/1$ queue, a similar convergence result holds for the superposition of a large number of On/Off sources with deterministic, exponential, and hyperexponential On and Off period distributions. This shows that the random variables Θ , \mathcal{V} , and \mathcal{N} of the $M/M/1$ queue can be used in the characterization of open loop multiplexing of a large number of On/Off sources on an ATM link.

Key-words: ATM, $M/PH/\infty$ queuing system, statistical multiplexing, transient characteristics.

(Résumé : *tsvp*)

* France Telecom, CNET Lannion-A, Route de Trégastel, 22300 Lannion

† {Bruno.Sericola}@irisa.fr

Résultats asymptotiques pour la superposition d'un grand nombre de connexions de données sur un lien ATM

Résumé : La file $M/PH/\infty$ est introduite dans cet article pour analyser la superposition d'un grand nombre de connexions de données sur un lien ATM. Dans ce modèle, l'information est transmise en rafales de données arrivant au lien comme un processus de Poisson de taux λ et les durées des rafales sont distribuées selon une loi PH de moyenne 1. On décrit des méthodes explicites de calcul des distributions de certaines caractéristiques transitoires en relation avec les excursions du processus d'occupation $\{\Lambda_t\}$ de la file $M/PH/\infty$ au dessus de la capacité C du lien de transmission. Etant donné qu'une telle excursion représente une période de congestion pour le système, les caractéristiques transitoires considérées sont la durée θ d'une période de congestion, l'aire V balayée par le processus $\{\Lambda_t\}$ au dessus de C durant une période de congestion (V représente le volume d'information perdue durant une période de congestion) et le nombre N de rafales arrivant pendant une période de congestion. On montre alors que, comme conjecturé dans de précédentes études, les variables aléatoires $C\theta$, CV et N convergent en distribution, quand C tend vers l'infini et que le facteur d'utilisation du lien défini par $\gamma = \lambda/C$ est fixé, vers la durée Θ de la période d'occupation d'une file $M/M/1$ avec taux d'arrivée γ et taux de service 1, l'aire \mathcal{V} balayée par le processus d'occupation de cette file $M/M/1$ durant une période d'occupation et le nombre \mathcal{N} de clients servis durant une période d'occupation respectivement. De plus des résultats de simulation montrent que, après ajustement de la charge de la file $M/M/1$, des résultats similaires semblent être obtenus pour la superposition d'un grand nombre de sources On/Off avec des périodes de distribution constante, exponentielle et hyper-exponentielle. Cela montre que les variables aléatoires Θ , \mathcal{V} et \mathcal{N} de la file $M/M/1$ peuvent être utilisées pour la caractérisation du multiplexage en boucle ouverte d'un grand nombre de sources On/Off sur un lien ATM.

Mots-clé : ATM, file $M/PH/\infty$, multiplexage statistique, caractéristiques transitoires.

1 Introduction

Among all the statistical multiplexing schemes, which have been introduced in the literature for Asynchronous Transfer Mode (ATM) networks, open-loop statistical multiplexing is certainly the simplest one. Indeed, this scheme simply consists in multiplexing different connections on an ATM link by overbooking without feedback control the link utilization (i.e., the instantaneous cell arrival rate may be greater than the link rate). In general, the link is equipped with a buffer intended to absorb the amount of information arriving in excess to the link transmission capacity. The simplicity of open loop statistical multiplexing is in that only traffic parameter enforcement at network access and suitable connection acceptance control are sufficient to meet possible Quality of Service (QoS) requirements in terms of cell transfer delay and cell loss ratio (CLR), say, a CLR objective about 10^{-9} .

This is typically the approach adopted by the so-called statistical bit rate capability, where the user provides the network with information on his statistical activity via the specification of the sustainable cell rate traffic descriptor [7] in addition of the peak cell rate. This traffic descriptor is composed of the sustainable cell rate, which is an upper bound on the mean cell rate achievable by the source, and of the burst tolerance, which limits the size of burst at the peak cell rate. The network then accepts or rejects the connection on the basis of the declared parameters and the existing traffic configuration. If the connection is accepted, the declared parameters are enforced at network access by means of a Leaky Bucket [19] to protect already established connections in the case of traffic parameter violations.

Instead of requesting the user to declare statistical traffic parameters, an alternative approach is to perform straightforward multiplexing by learning the user behavior. In that case, a user may declare a service type [12] (e.g., a Frame Relay connection at 2 Mbps) and the network roughly knows through experience how the user behaves. In particular, the network is able to estimate via observation some relevant traffic parameters (e.g., the empirical burstiness factor equal to the peak to mean ratio, etc.). The best situation, of course, is when the cell emission process by a traffic source can be modeled by means of a mathematical model (e.g., a Markov Modulated Poisson Process [11] or more generally a Markovian Arrival Process [13]). In such a case, for a given existing traffic configuration, the network accurately knows whether a sufficient amount of bandwidth and buffer space is available to accommodate the connection.

In the framework of open-loop statistical multiplexing on an ATM link, the critical point is actually to determine, for a given traffic configuration and network utilization objective, the size of the buffer attached to the link so that the QoS objectives are met, especially with regard to cell loss. A huge amount of work has been devoted to this issue (see [16] for instance). Several studies [15], however, came to the conclusion that buffer dimensioning

under burst scale congestion conditions is very uncertain because the performance of a queue in terms of cell loss and cell waiting time is then highly sensitive to the characteristics of the input process. This phenomenon has also been observed by using very simple queuing models [8]. In addition, Doshi [5] proved that the worst case assumption for buffer dimensioning is not always the well-known periodic On/Off behavior.

We will suppose in this paper that the buffer attached to the link is intended to absorb cell scale congestion only. More precisely, the size r of the buffer is assessed by assuming that all traffic sources are periodic and that the cumulative peak bit rate cannot exceed the link transmission capacity. A simple finite capacity $M/D/1/r$ queue can then be used to determine the buffer size r . For instance, r may be set equal to 128 to achieve a CLR of 10^{-10} and a link utilization factor of 85%. For more general arrival processes (e.g., traffic with bursts of data), it is assumed that all information in excess to the link rate is lost. This assumption is known as the *unbuffered assumption* in the literature. Under such conditions, Doshi [5] notably proved that in a homogeneous environment the periodic On/Off behavior represents the worst case.

In view of the above discussion, this paper is intended to study the asymptotic behavior of the superposition of identical On/Off sources. We specifically consider the following random variables, which have been introduced in [10] as performance measures for characterizing open-loop statistical multiplexing on an ATM link:

- the duration θ of an excursion above the link transmission capacity C by process $\{\Lambda_t\}$ representing the cumulative peak bit rate of the superposition of the identical On/Off sources; such an excursion will be referred to as congestion period since it corresponds to an overflow period for the system;
- the area V swept under process $\{\Lambda_t\}$ above the link transmission capacity C in a congestion period; owing to the unbuffered assumption, V represents the volume of information lost in a congestion period;
- the number N of customers arriving in a congestion period; N is the number of bursts arriving in a congestion period.

Concerning the superposition of a large number of On/Off sources, it is known [6] that the properly rescaled superposition process $\{\Lambda_t^{(M)}\}$ of M identical On/Off exponential sources converges in distribution as M tends to infinity to the occupation process of an $M/M/\infty$ queue. Now, convergence results in [10] claim that the random variables $C\theta$, CV , and N in the case of the $M/M/\infty$ system with input rate λ and unit mean service time converge in distribution as C tends to infinity, while the utilization factor of the link defined by $\gamma = \lambda/C$

is fixed in $(0, 1)$, to the respective transient characteristics Θ , \mathcal{V} , and \mathcal{N} of the $M/M/1$ queue with unit service rate and mean arrival rate γ , where

- Θ denotes the busy period duration of the above $M/M/1$ queue;
- \mathcal{V} is the area swept under the occupation process of this $M/M/1$ queue in a busy period;
- \mathcal{N} is the number of customers served in a busy period.

This convergence result is essentially due the Markov property and the Aldous local linearization property [1] satisfied by the occupation process $\{\Lambda_t\}$. In [10], it was furthermore conjectured that the above convergence should hold for more general queues of the $M/G/\infty$ type.

In this paper, we prove the conjecture for $M/PH/\infty$ queues by taking benefit of the Markovian structure of such systems and by using uniformization technique [17]. Given that PH distributions are dense in the set of probability distribution functions, this allows us to have confidence in the validity of the conjecture for $M/G/\infty$ systems. Furthermore, we show through simulation that after adjustment of the input rate of the $M/M/1$ queue, the above convergence result seems to be true for the superposition of a large number of more general On/Off sources, namely On/Off sources with deterministic, exponentially or hyperexponentially distributed on and off periods.

2 The $M/PH/\infty$ System

Consider an $M/PH/\infty$ queue with mean arrival rate λ and $PH(\beta, T)$ distributed service times. The $PH(\beta, T)$ service time distribution is constructed by considering a Markov chain on the state space $\{1, \dots, l, l+1\}$, where states $1, \dots, l$ are transient and state $l+1$ is an absorbing state. The initial distribution of the Markov chain is $(\beta, 0)$ where $\beta = (\beta_1, \dots, \beta_l)$ with $\sum_j \beta_j = 1$ and the transition rate matrix of the Markov chain in states $1, \dots, l$ is the $l \times l$ matrix T , whose entry (i, j) is denoted by $T(i, j) = \mu_{i,j}$, for $1 \leq i, j \leq l$. The random variable X is said to follow the distribution $PH(\beta, T)$ if X has the same distribution as the sojourn time of the above Markov chain in states $1, \dots, l$ until it gets absorbed in state $l+1$ [14]. In particular,

$$\Pr\{X > t\} = \beta e^{Tt} \mathbf{1},$$

where $\mathbf{1}$ is the row vector, whose each entry is equal to 1 and whose dimension is determined by the context.

Let the load ρ of the $M/PH/\infty$ queue be defined by

$$\rho \stackrel{def}{=} \frac{\lambda}{\phi} = \lambda,$$

since $\phi = 1$, and assume in the following that the $M/PH/\infty$ queue is in the stationary regime.

The stationary distribution of the process $\{\Lambda_t\}$ is denoted by π and is given by

$$\pi(s_1, \dots, s_l) = \prod_{i=1}^l e^{-\rho_i} \frac{\rho_i^{s_i}}{s_i!} = e^{-\rho} \prod_{i=1}^l \frac{\rho_i^{s_i}}{s_i!}, \quad (2.1)$$

where

$$\rho_i = \lambda(-\beta T^{-1})(i)$$

and

$$\rho = \sum_{i=1}^l \rho_i = \frac{\lambda}{\phi}.$$

We assume that for every $i = 1, \dots, l$, we have $\rho_i > 0$. Indeed, if $\rho_i = 0$ for some i then the customers in service never visit the phase i so that this phase could be removed from the service distribution.

The distribution π can be decomposed in subvectors as

$$\pi = (\pi_0, \pi_1, \pi_2, \dots),$$

where for $k \geq 0$, the subvector π_k is the projection of vector π over the subset S_k . Note that for every $k \geq 0$, we have

$$\pi_k \mathbf{1} = e^{-\rho} \frac{\rho^k}{k!}. \quad (2.2)$$

Let the link transmission capacity C be a positive integer. We denote by B and B' the following subsets

$$B = \bigcup_{k=0}^C S_k \text{ and } B' = \bigcup_{k=C+1}^{\infty} S_k.$$

Using the partition $\{B, B'\}$, the infinitesimal generator A can be written as

$$A = \begin{pmatrix} A_B & A_{BB'} \\ A_{B'B} & A_{B'} \end{pmatrix}$$

and the stationary distribution π as

$$\pi = (\pi_B, \pi_{B'}).$$

With regard to the excursions by $\{\Lambda_t\}$ above C , a key quantity is the row vector probability distribution v over subset B' given by

$$v = (v_{C+1}, 0, 0, \dots),$$

where for $s \in B'$, $v_{C+1}(s)$ is the probability that the excursion by process $\{\Lambda_t\}$ above C starts in state $s = (s_1, \dots, s_l) \in S_{C+1}$, given that the $M/PH/\infty$ queue is in stationary regime. In [18], it is shown that the vector v is given by

$$v = \frac{\pi_B A_{BB'}}{\pi_B A_{BB'} \mathbf{1}}. \quad (2.3)$$

Using relations (2.3) and (2.1), we can state the following result for v_{C+1} , whose proof is given in the Appendix.

Proposition 2.1 *The probability that an excursion by process $\{\Lambda_t\}$ above C starts in state $s = (s_1, \dots, s_l) \in S_{C+1}$ is given by*

$$v_{C+1}(s) = \sum_{i=1}^l \beta_i C! \frac{\left(\frac{\rho_i}{\rho}\right)^{s_i-1}}{(s_i-1)!} \mathbb{I}_{\{s_i>0\}} \prod_{k \neq i} \frac{\left(\frac{\rho_k}{\rho}\right)^{s_k}}{s_k!}. \quad (2.4)$$

3 Distribution of the Volume V of Lost Information

Using the results of [4, 18], the distribution of random variable V satisfies

$$\Pr\{V > t\} = v e^{Mt} \mathbf{1}, \quad (3.1)$$

where v is given by Proposition 2.1 and matrix M is defined by

$$M = R^{-1} A_{B'}, \quad (3.2)$$

with reward matrix R being a diagonal matrix over subset B' , such that for every $k \geq C+1$, $R(s, s) = k - C$ if $s \in S_k$.

To compute the distribution of V given by relation (3.1), we first need to describe the transition rates of process $\{\Lambda_t\}$. Let e_i denote the i th canonical row vector of the state space

\mathbb{N}^l ; e_i has l entries with the i th entry being equal to 1 and the other ones being equal to 0. For $s \in \mathbb{N}^l$, the non-zero transition rates of matrix A from state s are

$$\begin{aligned} s &\longrightarrow s + e_i && \text{with rate } \beta(i)\lambda \\ s &\longrightarrow s - e_i && \text{with rate } s_i\mu_{i,0}\mathbb{I}_{\{s_i \geq 1\}} \\ s &\longrightarrow s + e_j - e_i && \text{with rate } s_i\mu_{i,j}\mathbb{I}_{\{s_i \geq 1\}}\mathbb{I}_{\{j \neq i\}} \end{aligned}$$

By definition of matrix M , its non-zero transition rates from a state $s \in S_{C+n}$, $n \geq 1$, are

$$\begin{aligned} s &\longrightarrow s + e_i && \text{with rate } \frac{\beta(i)\lambda}{n} \\ s &\longrightarrow s - e_i && \text{with rate } \frac{s_i\mu_{i,0}}{n}\mathbb{I}_{\{s_i \geq 1\}}\mathbb{I}_{\{n \geq 2\}} \\ s &\longrightarrow s + e_j - e_i && \text{with rate } \frac{s_i\mu_{i,j}}{n}\mathbb{I}_{\{s_i \geq 1\}}\mathbb{I}_{\{j \neq i\}}. \end{aligned} \tag{3.3}$$

The distribution of V can be obtained by uniformization [17] as follows. Let us denote by ν the uniformization rate associated to the matrix M given by

$$\nu = \sup_{s \in B'} |M(s, s)| = \sup_{n \geq 1} \nu_{C+n},$$

where ν_{C+n} is given for $n \geq 1$ by

$$\nu_{C+n} = \sup_{s \in S_{C+n}} \left\{ \sum_{i=1}^l \frac{\beta(i)\lambda}{n} + \sum_{i=1}^l \frac{s_i\mu_{i,0}}{n}\mathbb{I}_{\{s_i \geq 1\}} + \sum_{i=1}^l \sum_{j=1}^l \frac{s_i\mu_{i,j}}{n}\mathbb{I}_{\{s_i \geq 1\}}\mathbb{I}_{\{j \neq i\}} \right\}.$$

Since $\sum_{j=1}^l \mu_{i,j}\mathbb{I}_{\{j \neq i\}} = -\mu_{i,i} - \mu_{i,0} = \mu_i - \mu_{i,0}$,

$$\nu_{C+n} = \sup_{s \in S_{C+n}} \frac{1}{n} \left(\lambda + \sum_{i=1}^l s_i\mu_i\mathbb{I}_{\{s_i \geq 1\}} \right).$$

Using the definition of μ , which is the maximum of the μ_i 's, we obtain

$$\nu_{C+n} = \frac{1}{n}(\lambda + (C+n)\mu),$$

and then,

$$\nu = \lambda + (C+1)\mu.$$

From eq. (3.1), we have

$$\Pr\{V > t\} = ve^{Mt}\mathbf{1} = \sum_{k=0}^{\infty} e^{-\nu t} \frac{(\nu t)^k}{k!} vP^k\mathbf{1}, \quad (3.4)$$

where $P = \mathbb{I} + M/\nu$ is a sub-stochastic matrix over subset B' . The non zero transition probabilities of matrix P from a state $s \in S_{C+n}$, $n \geq 1$, are

$$\begin{aligned} s \longrightarrow s + e_i & \quad \text{with probability} & \frac{\beta(i)\lambda}{n\nu} \\ s \longrightarrow s - e_i & \quad \text{with probability} & \frac{s_i\mu_{i,0}}{n\nu} \mathbb{I}_{\{s_i \geq 1\}} \mathbb{I}_{\{n \geq 2\}} \\ s \longrightarrow s + e_j - e_i & \quad \text{with probability} & \frac{s_i\mu_{i,j}}{n\nu} \mathbb{I}_{\{s_i \geq 1\}} \mathbb{I}_{\{j \neq i\}} \\ s \longrightarrow s & \quad \text{with probability} & 1 - \frac{\lambda + \sum_{i=1}^l s_i\mu_i \mathbb{I}_{\{s_i \geq 1\}}}{n\nu}. \end{aligned} \quad (3.5)$$

Using relation (3.4), we can compute the distribution of V with an arbitrary error tolerance ε . Indeed, let

$$K = \min \left\{ k \in \mathbb{N} \mid \sum_{j=0}^k e^{-\nu t} \frac{(\nu t)^j}{j!} \geq 1 - \varepsilon \right\}. \quad (3.6)$$

We then have

$$\Pr\{V > t\} = \sum_{k=0}^K e^{-\nu t} \frac{(\nu t)^k}{k!} vP^k\mathbf{1} + \varepsilon(K), \quad (3.7)$$

where $\varepsilon(K)$ is the rest of the series which verifies $\varepsilon(K) \leq \varepsilon$.

Matrix P has the same structure as matrices A'_B et M . Defining the row vectors U_k over subset B' as $U_k = vP^k$, we have the recurrence relation $U_k = U_{k-1}P$ for $k \geq 1$ and $U_0 = v$. As in the case of vector v , the vector U_k can be decomposed over the partition $\{S_{C+n}, n \geq 1\}$ of subset B' as

$$U_k = (U_{k,C+1}, U_{k,C+2}, \dots, U_{k,C+n}, \dots).$$

It is easily checked that for $k \geq 0$, we have $U_{k,C+n} = 0$. This is due to the particular structure of vector v (namely $v_{C+n} = 0$ for $n \geq 2$) and to the block tridiagonal structure of matrix P .

We thus obtain the following recurrence relations for $k \geq 1$

$$\begin{aligned} U_{k,C+1} &= U_{k-1,C+1}P_{C+1,C+1} + U_{k-1,C+2}P_{C+2,C+1} \\ U_{k,C+n} &= U_{k-1,C+n-1}P_{C+n-1,C+n} + U_{k-1,C+n}P_{C+n,C+n} + U_{k-1,C+n+1}P_{C+n+1,C+n} \\ & \hspace{15em} \text{for } 2 \leq n \leq k+1, \\ U_{k,C+n} &= 0 \text{ for } n \geq k+2. \end{aligned}$$

Using relation (3.7), we have for every $t \geq 0$ and for every $\varepsilon > 0$,

$$0 \leq \Pr\{V > t\} - \sum_{k=0}^K e^{-\nu t} \frac{(\nu t)^k}{k!} U_{k,C+1} \mathbf{1} \leq \varepsilon.$$

If we set $x_k = U_{k,C+1} \mathbf{1}$, the distribution of V can be obtained, for a fixed value of t and a fixed value ε of the error tolerance, by using the algorithm, whose pseudocode is given in Table 1.

<p>Compute K using Relation (3.6)</p> <p>$x_0 = 1$</p> <p>$U_{1,C+1} = v_{C+1} P_{C+1,C+1}$</p> <p>$U_{1,C+2} = v_{C+1} P_{C+1,C+2}$</p> <p>$x_1 = U_{1,C+1} \mathbf{1}$</p> <p>for $k = 2$ to K do</p> <p style="padding-left: 2em;">$U_{k,C+1} = U_{k-1,C+1} P_{C+1,C+1} + U_{k-1,C+2} P_{C+2,C+1}$</p> <p style="padding-left: 2em;">for $n = 2$ to $k - 1$ do</p> <p style="padding-left: 4em;">$U_{k,C+n} = U_{k-1,C+n-1} P_{C+n-1,C+n} + U_{k-1,C+n} P_{C+n,C+n} + U_{k-1,C+n+1} P_{C+n+1,C+n}$</p> <p style="padding-left: 2em;">endfor</p> <p style="padding-left: 2em;">$U_{k,C+k} = U_{k-1,C+k-1} P_{C+k-1,C+k} + U_{k-1,C+k} P_{C+k,C+k}$</p> <p style="padding-left: 2em;">$U_{k,C+k+1} = U_{k-1,C+k} P_{C+k,C+k+1}$</p> <p style="padding-left: 2em;">$x_k = U_{k,C+1} \mathbf{1}$</p> <p>endfor</p> <p>$\Pr\{V > t\} = \sum_{k=0}^K e^{-\nu t} \frac{(\nu t)^k}{k!} x_k$</p>
--

Table 1: Pseudocode of the algorithm for computing the distribution of random variable V .

4 Distribution of the Congestion Duration θ

Using again the results of [18], the distribution of random variable θ is given by

$$\Pr\{\theta > t\} = v e^{A_B t} \mathbf{1} \text{ for } t \geq 0,$$

where v is defined in Proposition 2.1. The uniformization technique used to compute the distribution of V is unfortunately not applicable for the computation of the distribution of

Moreover, write $\theta_n^{\text{sup}} = \theta'_n + \tilde{\theta}_n^{\text{sup}}$ with

$$\tilde{\theta}_n^{\text{sup}} = \sum_{i=n+1}^{\infty} \sum_{s \in S_{C+i}} i \int_0^{\infty} \mathbb{I}_{\{\tilde{\Lambda}_u=s\}} du$$

and note that the volume V of lost information over a congestion period can be expressed as

$$V = \sum_{i=1}^{\infty} \sum_{s \in S_{C+i}} \int_0^{\theta} i \mathbb{I}_{\{\Lambda_u=s\}} du$$

or equivalently, using the process $\{\tilde{\Lambda}_t\}$,

$$V = \sum_{i=1}^{\infty} \sum_{s \in S_{C+i}} \int_0^{\infty} i \mathbb{I}_{\{\tilde{\Lambda}_u=s\}} du \tag{4.2}$$

A classical result in stochastic point process theory (namely the mean value formula [3]) entails that the mean value of random variable V is given by

$$\mathbb{E}[V] = \frac{1}{\lambda_C} \sum_{i=1}^{\infty} i \pi_{C+i} \mathbf{1} = \frac{e^{-\rho}}{\lambda_C} \sum_{i=1}^{\infty} \frac{i}{(C+i)!} \rho^{C+i}$$

where λ_C is the mean intensity of the point process counting the excursions of process $\{\Lambda_t\}$ in subspace B' given by

$$\lambda_C = \lambda \pi_C \mathbf{1} = \lambda \frac{\rho^C}{C!} e^{-\rho}.$$

and then

$$\mathbb{E}[V] = \frac{1}{\lambda} \sum_{i=1}^{\infty} i \frac{C!}{(C+i)!} \rho^i e^{-\rho}.$$

Note that the mean value of V for the $M/PH/\infty$ queue has the same value of the corresponding variable for the $M/M/\infty$ queue given in [10]. This property is due to the fact that the respective occupation processes in both systems have the same stationary distribution.

It follows that $\mathbb{E}[V] < \infty$ and that the series (4.2) is a.s. converging. This entails in particular that its remainder to order n tends a.s. to 0 as n tends to infinity, or equivalently, $\tilde{\theta}_n^{\text{sup}} \rightarrow 0$ a.s. when $n \rightarrow \infty$. It follows that θ_n^{sup} is a decreasing sequence of random variables with respect to n and that $\theta_n^{\text{sup}} \rightarrow \theta$ a.s. when $n \rightarrow \infty$.

By taking as initial distribution the row vector v for the process $\{\tilde{\Lambda}_t\}$, the distribution of θ_n^{sup} is given as in [9] by

$$\text{Pr}\{\theta_n^{\text{sup}} > t\} = v e^{M_n t} \mathbf{1},$$

where matrix M_n is defined by

$$M_n = R_n^{-1} A_{B'}$$

with the reward matrix R_n being a diagonal matrix over subset B' , such that for every $k \geq C + 1$

$$\begin{aligned} R_n(s, s) &= 1 \text{ if } s \in S_k \text{ with } k \leq C + n, \\ R_n(s, s) &= k - C \text{ if } s \in S_k \text{ with } k > C + n. \end{aligned}$$

The computation of the distribution of θ_n^{sup} is similar to that of the distribution of V . The only difference is that the reward matrix R used in the computation of the distribution of V has to be replaced with matrix R_n .

It follows that the distribution of θ can be approximated by those of θ_n^{inf} and θ_n^{sup} for n large enough, for which uniformization techniques apply. To evaluate the distribution of θ , we have to compute the distribution of θ_n^{inf} and θ_n^{sup} for a sufficiently large value of n so that the difference $\Pr\{\theta_n^{\text{sup}} > t\} - \Pr\{\theta_n^{\text{inf}} > t\}$ is less than a given error tolerance. For that purpose the value of n can be first arbitrarily chosen and then increased until the difference becomes small enough. The distributions of θ_n^{inf} and θ_n^{sup} are computed by using an algorithm similar to that given in Table 1.

5 Distribution of the Number N of Bursts in a Congestion Period

For convenience, instead of directly dealing with random variable N , we consider in a first step random variable N' describing the number of customers arriving during a sojourn of process $\{\Lambda_t\}$ in the subset B' . We obviously have $N = N' + 1$. Moreover, since

$$\Pr\{N = k\} = \sum_{s \in S_{C+1}} v_{C+1}(s) \Pr\{N = k \mid \Lambda_0 = s\}, \quad (5.1)$$

we are led to evaluate the conditional probabilities $\Pr\{N' = k \mid \Lambda_0 = s\}$.

For this purpose, we consider the embedded Markov chain $\{Z_r\}_{r \geq 1}$ at the jump instants of process of $\{\Lambda_t\}$, with $Z_0 = \Lambda_0$. We denote by Q the transition probability matrix of $\{Z_r\}$. The restriction of matrix Q over subset B' is denoted by $Q_{B'}$.

The non-zero transition probabilities of matrix $Q_{B'}$ are given for every $n \geq 1$ and $s \in S_{C+n}$ by

$$s \longrightarrow s + e_i \quad \text{with probability} \quad \frac{\beta(i)\lambda}{\lambda + \sum_{i=1}^l s_i \mu_i}$$

$$\begin{aligned}
 s &\longrightarrow s - e_i && \text{with probability} && \frac{s_i \mu_{i,0} \mathbb{I}_{\{s_i \geq 1\}} \mathbb{I}_{\{n \geq 2\}}}{\lambda + \sum_{i=1}^l s_i \mu_i} && (5.2) \\
 s &\longrightarrow s + e_j - e_i && \text{with probability} && \frac{s_i \mu_{i,j} \mathbb{I}_{\{s_i \geq 1\}} \mathbb{I}_{\{j \neq i\}}}{\lambda + \sum_{i=1}^l s_i \mu_i}
 \end{aligned}$$

Matrix $Q_{B'}$ has the same tridiagonal block structure as matrix $A_{B'}$. In a similar fashion, the blocks of matrix $Q_{B'}$ are denoted by $Q_{C+1,C+1}$, $Q_{C+1,C+2}$, and for $n \geq 2$, $Q_{C+n,C+n-1}$, $Q_{C+n,C+n}$, and $Q_{C+n,C+n+1}$.

Since

$$\begin{aligned}
 \Pr\{N' = k \mid Z_0 = s\} &= \sum_{s' \in S_{C+n-1}} Q(s, s') \Pr\{N' = k \mid Z_0 = s'\} \\
 &+ \sum_{s' \in S_{C+n}} Q(s, s') \Pr\{N' = k \mid Z_0 = s'\} \\
 &+ \sum_{s' \in S_{C+n+1}} Q(s, s') \Pr\{N' = k - 1 \mid Z_0 = s'\},
 \end{aligned} \tag{5.3}$$

with the initial condition $\Pr\{N' = k \mid Z_0 = s\} = \mathbb{I}_{\{k=0\}}$ for $s \in S_C$, we have

$$U_k(n) = Q_{C+n,C+n-1} U_k(n-1) + Q_{C+n,C+n} U_k(n) + Q_{C+n,C+n+1} U_{k-1}(n+1), \tag{5.4}$$

where for $k \geq 0$ and $n \geq 0$, $U_k(n)$ is a column vector containing the probabilities $\Pr\{N' = k \mid Z_0 = s\}$ when $s \in S_{C+n}$ and the initial condition is

$$U_k(0) = \begin{cases} \mathbf{1} & \text{if } k = 0 \\ 0 & \text{otherwise,} \end{cases} .$$

With this notation, we get from eq. (5.1) $\Pr\{N = 0\} = 0$ and for every $k \geq 1$

$$\Pr\{N = k\} = v_{C+1} U_{k-1}(1). \tag{5.5}$$

We now introduce the matrices $P_{n,n-1}$ and $P_{n,n+1}$ defined for $n \geq 1$ by

$$\begin{aligned}
 P_{n,n-1} &= (\mathbf{I} - Q_{C+n,C+n})^{-1} Q_{C+n,C+n-1}, \\
 P_{n,n+1} &= (\mathbf{I} - Q_{C+n,C+n})^{-1} Q_{C+n,C+n+1},
 \end{aligned}$$

where \mathbf{I} is the identity matrix.

Relation (5.4) can also be written for $k, n \geq 1$ as

$$U_k(n) = P_{n,n-1} U_k(n-1) + P_{n,n+1} U_{k-1}(n+1). \tag{5.6}$$

To compute the $K + 1$ first values of the distribution of N , we need to compute the vectors $U_0(1), \dots, U_K(1)$ and then use relation (5.5). These computations can be done recursively from relation (5.6) as shown in Table 2.

```

 $U_0(0) = 1$ 
for  $k = 0$  to  $K$  do
  for  $n = 1$  to  $K - k + 1$  do
     $U_k(n) = P_{n,n-1}U_k(n-1) + P_{n,n+1}U_{k-1}(n+1)$ 
     $\Pr\{N = k+1\} = v_{C+1}U_k(1)$ 
  endfor
endfor

```

Table 2: Algorithm for computing the distribution of random variable N .

6 Asymptotic Results

We prove in this section the validity of the conjecture invoked in the Introduction on the asymptotic behavior of random variables $C\theta$, CV , and N as C tends to infinity while the link utilization factor $\gamma = \lambda/C$ fixed in $(0, 1)$. First of all, let us state the following technical lemma, which shows that the mean service rate ϕ (taken equal to 1) of the phase type service time distribution can be written as a convex linear combination of coefficients $\mu_{i,0}$.

Lemma 6.1 *The mean service rate ϕ in the $M/PH/\infty$ queue can be expressed in terms of coefficients $\mu_{i,0}$ as*

$$\phi = \sum_{i=1}^l \frac{\rho_i}{\rho} \mu_{i,0}. \quad (6.1)$$

Proof. We have

$$\phi = \frac{1}{-\beta T^{-1} \mathbf{1}}.$$

Let T^0 be the column vector of dimension l whose i th entry is equal to $\mu_{i,0}$. This vector verifies $T^0 = -T \mathbf{1}$ and then,

$$\sum_{i=1}^l \mu_{i,0} (\beta T^{-1})(i) = \beta T^{-1} T^0 = -1.$$

Hence, by definition of ρ_i and ρ , we get

$$\sum_{i=1}^l \frac{\rho_i}{\rho} \mu_{i,0} = \sum_{i=1}^l \frac{(\beta T^{-1})(i)}{\beta T^{-1} \mathbf{1}} \mu_{i,0} = \frac{1}{-\beta T^{-1} \mathbf{1}} = \phi,$$

and the result follows. ■

To establish the convergence result for CV , we need the following technical lemmas concerning the convergence of conditional probabilities, whose proofs can be found in the Appendix. Moreover, to ensure convergence, we redefine for $n \geq 0$ the subset S_{C+n} as

$$S_{C+n} = \{(s_1, \dots, s_l) \in \mathbb{N}^l \mid \sum_{i=1}^l s_i = C + n \text{ and } s_i/C \text{ converges when } C \rightarrow \infty\}.$$

Lemma 6.2 *For every $s = (s_1, \dots, s_l) \in S_{C+1}$, we have,*

$$\Pr\{CV > t \mid \Lambda_0 = s\} \rightarrow \Pr\left\{\mathcal{V}\left(\gamma, \sum_{i=1}^l r_i \mu_{i,0}\right) > t\right\},$$

as C tends to ∞ with $\gamma = \lambda/C$ fixed in $(0, 1)$, where $r_i = \lim_{C \rightarrow \infty} s_i/C$, for $i = 1, \dots, l$ and $\mathcal{V}\left(\gamma, \sum_{i=1}^l r_i \mu_{i,0}\right)$ is the area swept in a busy period under the occupation process of the $M/M/1$ queue with input rate γ and mean service rate $\sum_{i=1}^l r_i \mu_{i,0}$.

Lemma 6.3 *For every $i = 1, \dots, l$, we have*

$$\max_{s \in S_C} \left| (e^{Mt/C} \mathbf{1})(s + e_i) - \Pr\left\{\mathcal{V}\left(\gamma, \sum_{j=1}^l \frac{s_j}{C} \mu_{j,0}\right) > t\right\} \right| \rightarrow 0$$

as C tends to ∞ with $\gamma = \lambda/C$ fixed in $(0, 1)$, where $\mathcal{V}\left(\gamma, \sum_{j=1}^l s_j \mu_{j,0}/C\right)$ is the area swept in a busy period under the occupation process of an $M/M/1$ queue with input rate γ and mean service rate $\sum_{j=1}^l s_j \mu_{j,0}/C$.

These two technical lemmas enable us to state the convergence result for the asymptotic behavior of random variable CV . The proof of the following theorem is also given in the Appendix.

Theorem 6.1 *When C tends to ∞ with $\gamma = \lambda/C$ fixed in $(0, 1)$,*

$$\text{for } t \geq 0, \Pr\{CV > t\} \rightarrow \Pr\{\mathcal{V} > t\},$$

where \mathcal{V} is the area swept in a busy period under the occupation process of the $M/M/1$ queue with input rate γ and unit service rate.

Using representation (5.1) for the distribution of random variable N , the same arguments as those used to obtain relation (A.4) for CV lead to

$$\Pr\{N = k\} = \sum_{i=1}^l \beta_i \sum_{s \in S_C} \frac{C!}{s_1! \cdots s_l!} \prod_{j=1}^l \left(\frac{\rho_j}{\rho} \right)^{s_j} \Pr\{N = k \mid \Lambda_0 = s + e_i\}.$$

Before stating the convergence result for random variable N , we need the following lemma, whose proof can be found in the Appendix.

Lemma 6.4 *For every $m \geq 1$ and for every $s = (s_1, \dots, s_l) \in S_{C+1}$, we have,*

$$\text{for } k \geq 0, \Pr\{N = k \mid \Lambda_0 = s\} \longrightarrow \Pr\left\{\mathcal{N}\left(\gamma, \sum_{i=1}^l r_i \mu_{i,0}\right) = k\right\},$$

as $C \rightarrow \infty$ with $\gamma = \lambda/C$ fixed in $(0,1)$, where $r_i = \lim_{C \rightarrow \infty} s_i/C$, for $i = 1, \dots, l$ and $\mathcal{N}\left(\gamma, \sum_{i=1}^l r_i \mu_{i,0}\right)$ is the number of customers served in the busy of the $M/M/1$ queue with arrival rate γ and mean service rate $\sum_{i=1}^l r_i \mu_{i,0}$.

Invoking the same arguments as those used to obtain Lemma 6.3 (i.e., the maximum is reached for a value $s^* \in S_{C+1}$ and the function $\Pr\{\mathcal{N}(\gamma, y) = k\}$ is continuous with respect to $y \in [0, \infty[)$, an easy consequence of the previous lemma is the following result.

Lemma 6.5 *For every $k \geq 0$, we have,*

$$\max_{s \in S_{C+1}} \left| \Pr\{N = k \mid \Lambda_0 = s\} - \Pr\left\{\mathcal{N}\left(\gamma, \sum_{j=1}^l \frac{s_j}{C} \mu_{j,0}\right) = k\right\} \right| \longrightarrow 0$$

as C tends to ∞ with $\gamma = \lambda/C$ fixed in $(0,1)$, where $\mathcal{N}\left(\gamma, \sum_{j=1}^l s_j \mu_{j,0}/C\right)$ is the number of customers served in a busy period of an $M/M/1$ queue with input rate γ and mean service rate $\sum_{j=1}^l s_j \mu_{j,0}/C$.

The same arguments as in the proof of Theorem 6.1 along with Lemma 6.5 and Weierstrass's Theorem allow us to state the following result.

Theorem 6.2 *When C tends to ∞ with $\gamma = \lambda/C$ fixed in $(0,1)$,*

$$\text{for } k \geq 0, \Pr\{N = k\} \longrightarrow \Pr\{\mathcal{N} = k\}, \quad (6.2)$$

where \mathcal{N} is the number of customers served in a busy period of the $M/M/1$ queue with input rate γ and unit service rate.

Finally, replacing M , V , and \mathcal{V} with $A_{B'}$, θ , and Θ , respectively, a straightforward adaptation of the proofs of Lemmas 6.2 and 6.3, and Theorem 6.1 allows us to state the following results for θ .

Lemma 6.6 *For every $s = (s_1, \dots, s_l) \in S_{C+1}$, we have, g*

$$\Pr\{C\theta > t \mid \Lambda_0 = s\} \longrightarrow \Pr\left\{\Theta\left(\gamma, \sum_{i=1}^l r_i \mu_{i,0}\right) > t\right\},$$

as C tends to ∞ with $\gamma = \lambda/C$ fixed in $(0,1)$, where $r_i = \lim_{C \rightarrow \infty} s_i/C$, for $i = 1, \dots, l$ and $\Theta\left(\gamma, \sum_{i=1}^l r_i \mu_{i,0}\right)$ is the duration of a busy period of the $M/M/1$ queue with input rate γ and mean service rate $\sum_{i=1}^l r_i \mu_{i,0}$.

Lemma 6.7 *For every $i = 1, \dots, l$, we have*

$$\max_{s \in S_C} \left| (e^{Mt/C} \mathbf{1})(s + e_i) - \Pr\left\{\Theta\left(\gamma, \sum_{j=1}^l \frac{s_j}{C} \mu_{j,0}\right) > t\right\} \right| \longrightarrow 0 \quad (6.3)$$

as C tends to ∞ with $\gamma = \lambda/C$ fixed in $(0,1)$, where $\Theta\left(\gamma, \sum_{j=1}^l s_j \mu_{j,0}/C\right)$ is the duration of a busy period of the $M/M/1$ queue with input rate γ and mean service rate $\sum_{j=1}^l s_j \mu_{j,0}/C$.

Theorem 6.3 *When C tends to ∞ with $\gamma = \lambda/C$ fixed in $(0,1)$,*

$$\text{for } t \geq 0, \Pr\{C\theta > t\} \longrightarrow \Pr\{\Theta > t\}, \quad (6.4)$$

where Θ is duration of a busy period of the $M/M/1$ queue with input rate γ and unit service rate.

To illustrate from a numerical point of view the above convergence results, consider the $M/PH/\infty$ queue with mean arrival rate λ and $PH(\beta, T)$ service times distribution given by

$$\beta = (1, 0) \quad \text{and} \quad T = \begin{pmatrix} -2 & 2 \\ 0 & -2 \end{pmatrix}.$$

Note that this distribution is an Erlang distribution with 2 phases and mean 1. It follows that the service rate is $\phi = 1$. We consider two cases: $C = 100$ and $C = 200$ and we fix the value of γ to $\gamma = \lambda/C = 0.85$. For $C = 100$, we have $\lambda = 85$ and for $C = 200$, $\lambda = 170$.

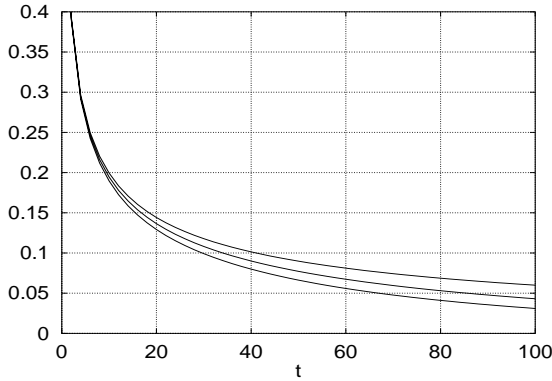


Figure 1: From top to the bottom : $\Pr\{\mathcal{V} > t\}$, $\Pr\{100V > t\}$, and $\Pr\{200V > t\}$.

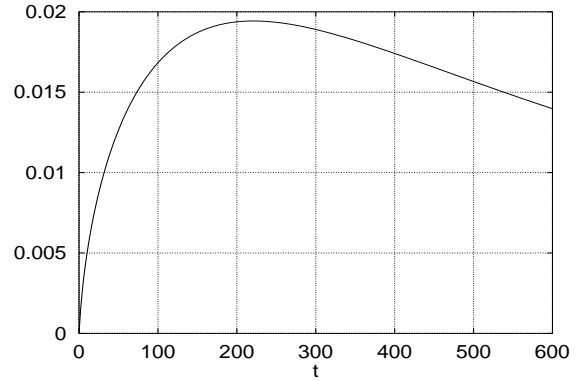


Figure 2: $\Pr\{\mathcal{V} > t\} - \Pr\{200V > t\}$.

Figure 1 shows the distributions of the random variables $100V$ and $200V$ and the distribution of random variable \mathcal{V} corresponding to the volume of information lost during a busy period of the $M/M/1$ with mean arrival rate γ and unit mean service time. The distribution of \mathcal{V} clearly appears to be the limit of the distributions of random variables $100V$ and $200V$.

Figure 2 shows the difference between the distribution of the random variable $200V$ and the distribution of random variable \mathcal{V} . In both figures, the value of the error tolerance ε has been chosen equal to 10^{-5} .

7 Further Simulation Results

Since the introduction in the literature of the celebrated Anick, Mitra, and Sondhi model [2] for the analysis of a system handling multiple data sources, a huge amount of work has been devoted to the study of the superposition of a large number of On/Off sources on an ATM link, especially under the buffered assumption (see [16] for instance). In this section, going further in the investigation on the asymptotic behavior of random variables $C\theta$, CV , and N , we consider under the unbuffered assumption the superposition on an ATM link of a large number of On/Off sources with constant, exponential, and hyperexponential distributions and we study via simulation the distributions of the above random variables.

In the previous sections, it has been shown that the local linearization property conjectured by Aldous in [1] for $M/M/\infty$ queues and rigorously proved via Laplace transform analysis in [10] holds for $M/G/\infty$ type queues. Similarly, if we consider now the superposition of On/Off sources with general arrival processes and general burst durations, we first examine the case of S exponential On/Off sources. Assuming that the mean burst duration and the peak bit

γ' defined by eq. (7.3) and unit service rate. In the following, we show via simulation that this conjecture seems to be valid for the superposition of a large number of On/Off sources.

For this purpose, we consider an ATM link of transmission capacity $c = 600$ Mbps, $S = 1400$ On/Off sources with an individual mean rate of about $m = 364$ Kbps and an individual peak bit rate of $h = 2$ Mbps, which result in a link utilization factor $\gamma = 85\%$ and a peak to mean ratio $b \sim 5.5$. Note that under the above assumptions, $C = 300$. An On/Off source is furthermore characterized by the mean silence and burst durations, denoted by ES and EB , respectively. In the following, we will assume that the mean burst duration is 1 ms so that the mean volume of information in a burst is 2 Kbits (256 octets). The mean silence duration is given by

$$ES = (b - 1) EB \sim 4.5 \text{ ms} \quad (7.5)$$

The stationary probability $P_{\text{cong.}}$ that the instantaneous input rate exceeds the link transmission capacity C is given by the survivor function of the Bernoulli distribution of parameter $1/b$, namely

$$P_{\text{cong.}} = \sum_{k=C+1}^N \binom{N}{k} \left(\frac{1}{b}\right)^k \left(1 - \frac{1}{b}\right)^{N-k} \sim 10^{-3}. \quad (7.6)$$

The instantaneous number of active sources is described by process $\{\Lambda_t\}$ and the instantaneous peak bit rate is $\{h\Lambda_t\}$. In the following, we consider the random variable V introduced in the previous sections so that the volume of information in bits lost in a congestion period is $v = hV$.

For different distributions of On and Off durations the mean values of random variables θ , V , and N , denoted by $\bar{\theta}$, \bar{V} , and \bar{N} , respectively are compared in Table 3 with the respective theoretical mean values obtained via the approximation by the $M/M/1$ queue with input rate γ' and unit service time [10], namely

$$\bar{\theta}_{\text{approx}} = \frac{1}{C(1 - \gamma')}, \quad (7.7)$$

$$\bar{V}_{\text{approx}} = \frac{1}{C(1 - \gamma')^2}, \quad (7.8)$$

$$\bar{N}_{\text{approx}} = \frac{1}{(1 - \gamma')}. \quad (7.9)$$

Results given in Table 3 show that simulation and approximation results are in good agreement.

The distribution of $C\theta$ for different On and Off period distributions are depicted in Figures 3, 4, 5, and 8. The corresponding results for CV (resp. N) are given in Figures 9, 10, 11, and 14 (resp. Figures 15, 16, 17, and 20). All these figures show that the distributions

On and Off duration distributions	$\bar{\theta}$	\bar{V}	\bar{N}
Exponential On periods Exponential Off periods	1.69×10^{-2}	7.85×10^{-2}	5.20
Constant On periods Exponential Off periods	1.63×10^{-2}	7.85×10^{-2}	5.00
Exponential On periods Constant Off periods	1.61×10^{-2}	7.77×10^{-2}	4.91
Hyperexponential ($Cv^2 = 5$) On periods Hyperexponential ($Cv^2 = 5$) Off periods	1.91×10^{-2}	1.12×10^{-1}	5.81
Approximations	1.82×10^{-2}	9.93×10^{-2}	5.45

Table 3: Mean values

of $C\theta$, CV , and N can be well approximated by those of variables Θ , \mathcal{V} , and \mathcal{N} associated with the $M/M/1$ queue with input rate γ and unit service rate.

Now, it is worthwhile to note that the freeze-out fraction, which represents the fraction of lost information, is given by

$$\bar{\pi}_{\text{loss}} = \frac{\mathbb{E}[h(\Lambda_t - C)^+]}{\mathbb{E}[h\Lambda_t]} = \frac{P_{\text{cong.}}}{\rho C} \sim 4.6 \times 10^{-6} \quad (7.10)$$

and the mean volume \bar{v} of information lost in a congestion period is

$$\bar{v} \sim h \times \frac{1}{C(1 - \gamma')^2} \sim 296.3 \text{ Kbits} \sim 700 \text{ cells} \quad (7.11)$$

by using the convergence of CV to \mathcal{V} , whose mean value is given by $1/C(1 - \gamma')^2$.

It follows that for a given low stationary congestion probability, the freeze-out fraction $\bar{\pi}_{\text{loss}}$ may take a small value but the volume of information lost in a congestion period may be large. This can be shown by considering the mean values. The situation is still worse when we consider remote quantiles. For instance, the $1 - 10^{-5}$ -quantile of the distribution of \mathcal{V}/C is equal to 42. It thus appears that the freeze-out fraction defined as the ratio of two long term average quantities gives only poor information on the quality of service actually offered to the users because in congestion periods a large amount of information is lost. This phenomenon is definitely not reflected by the value of the freeze-out fraction.

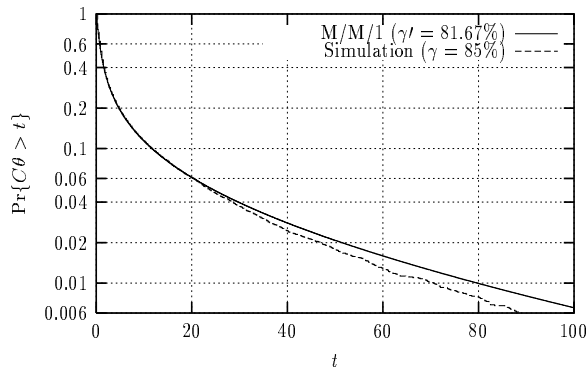


Figure 3: Distribution of $C\theta$ when On and Off periods are both exponentially distributed.

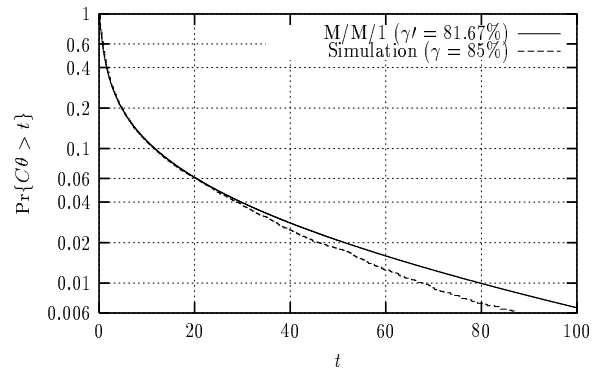


Figure 4: Distribution of $C\theta$ when On periods are constant and Off periods are exponentially distributed.

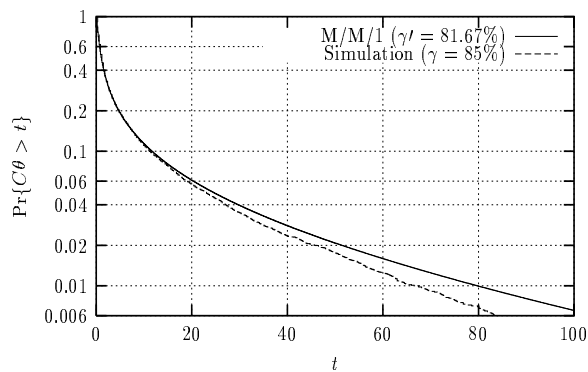


Figure 5: Distribution of $C\theta$ when bursts are exponentially distributed and Off periods are constant.

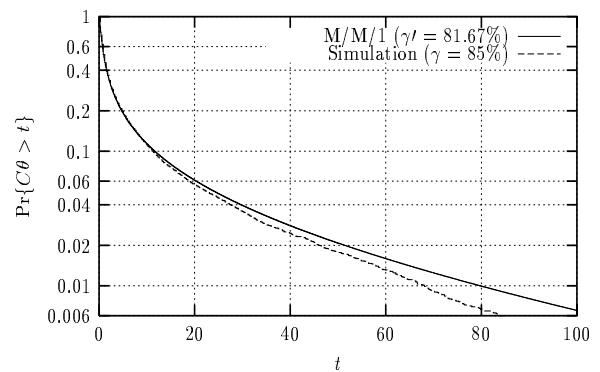


Figure 6: Distribution of $C\theta$ when bursts are exponentially distributed and silence periods are hyper-exponentially distributed ($Cv^2 = 2$).

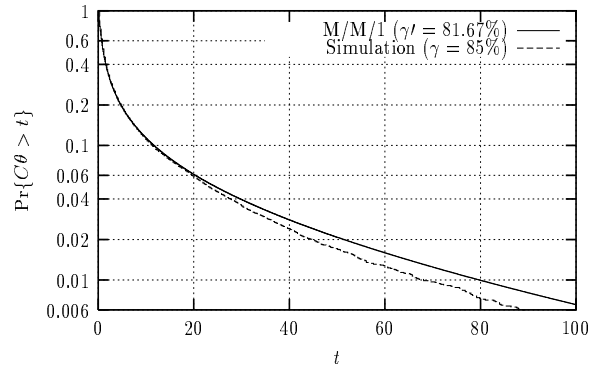


Figure 7: Distribution of $C\theta$ when On periods are hyperexponentially distributed ($Cv^2 = 2$) and Off periods are exponentially distributed.

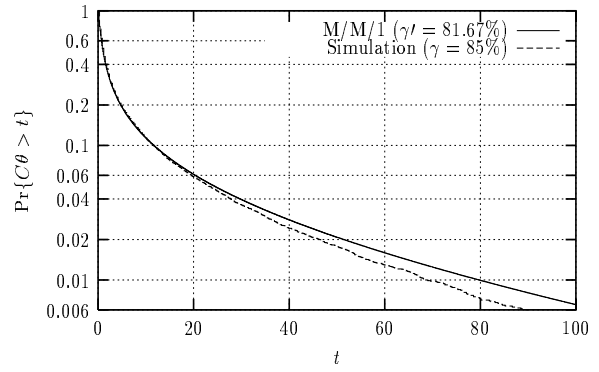


Figure 8: Distribution of $C\theta$ when both On and Off periods are hyperexponentially distributed ($Cv^2 = 5$).

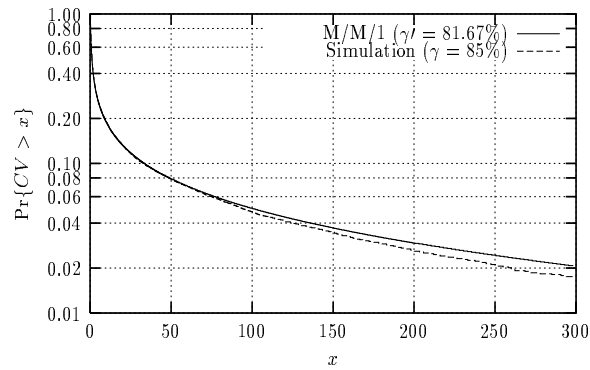


Figure 9: Distribution of CV when On and Off periods are both exponentially distributed.

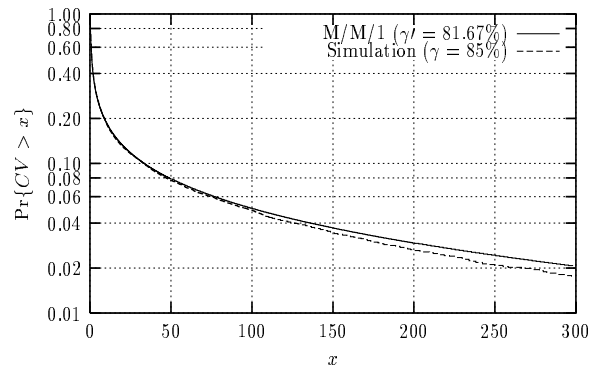


Figure 10: Distribution of CV when On periods are constant and Off periods are exponentially distributed.

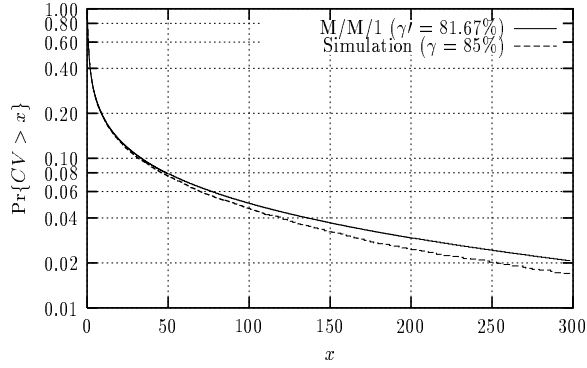


Figure 11: Distribution of CV when bursts are exponentially distributed and Off periods are constant.

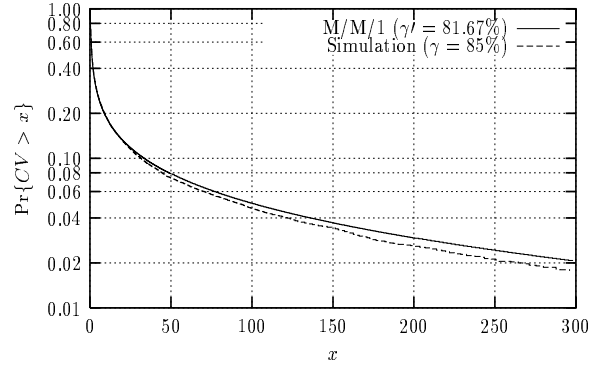


Figure 12: Distribution of CV when bursts are exponentially distributed and silence periods are hyperexponentially distributed with $Cv^2 = 2$.

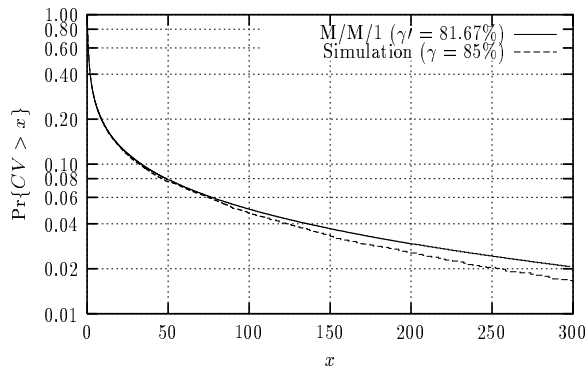


Figure 13: Distribution of CV when On periods are hyperexponentially distributed with $Cv^2 = 2$ and Off periods are exponentially distributed.

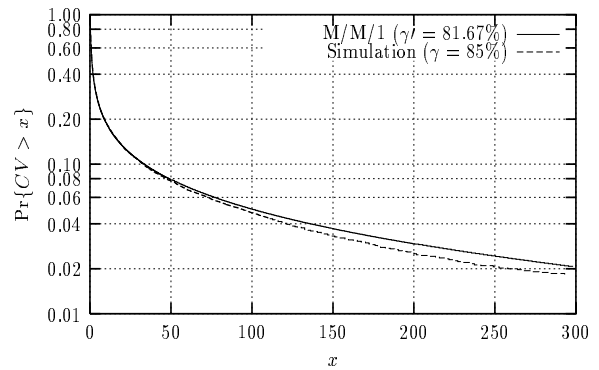


Figure 14: Distribution of CV when both On and Off periods are hyperexponentially distributed with $Cv^2 = 5$.

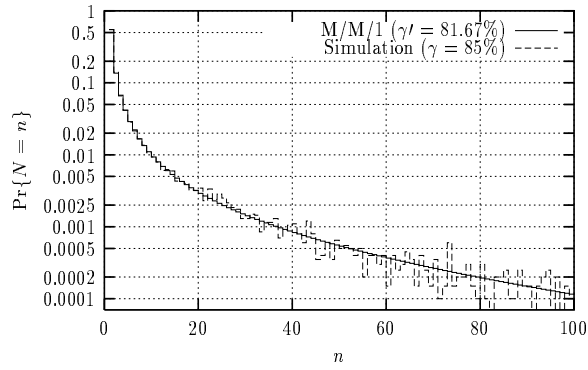


Figure 15: Distribution of N when On and Off periods are both exponentially distributed.

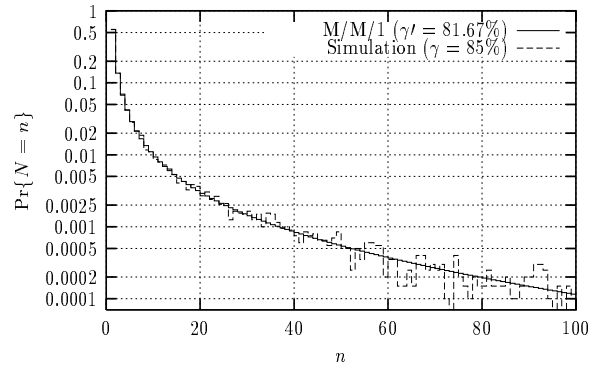


Figure 16: Distribution of N when On periods are constant and Off periods are exponentially distributed.

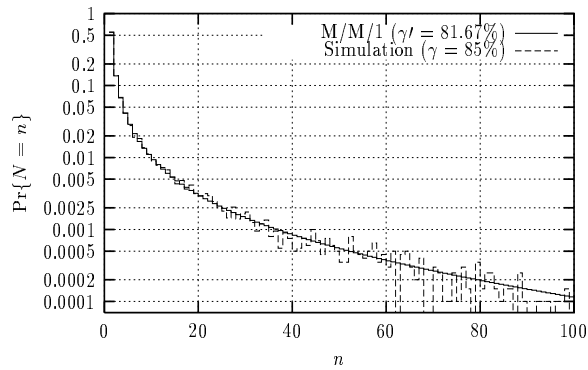


Figure 17: Distribution of N when bursts are exponentially distributed and Off periods are constant.

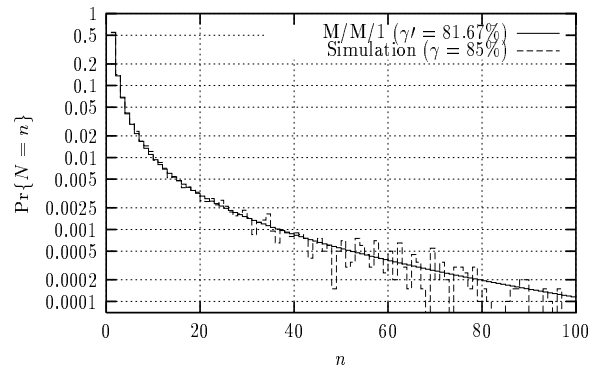


Figure 18: Distribution of N when bursts are exponentially distributed and silence periods are hyperexponentially distributed with $Cv^2 = 2$.

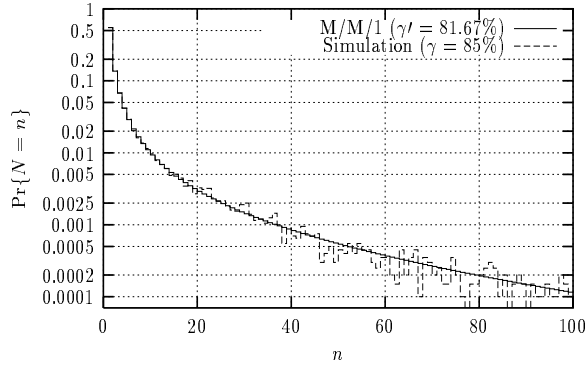


Figure 19: Distribution of N when On periods are hyperexponentially distributed with $Cv^2 = 2$ and Off periods are exponentially distributed.

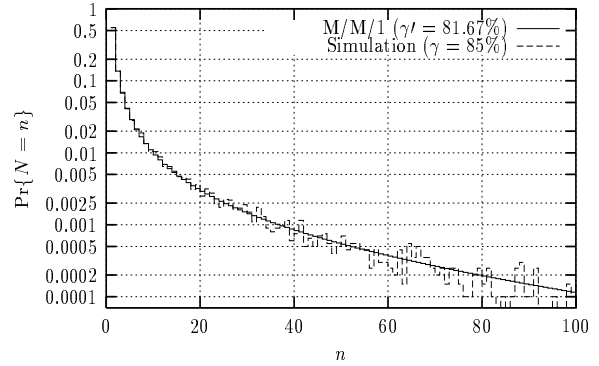


Figure 20: Distribution of N when both On and Off periods are hyperexponentially distributed with $Cv^2 = 5$.

8 Conclusion

The $M/PH/\infty$ model has been introduced in this paper to model the superposition of a large number of data bursts on an ATM link. Taking benefit of the Markovian structure of the system, explicit methods have been described to compute the distributions of some transient characteristics related to excursions of the occupation process above the link transmission capacity C . Given that such excursions represent overflow periods under the unbuffered assumption, the transient characteristics considered are the congestion duration θ , the volume V of lost information, and the number N of bursts arriving in a congestion period.

Furthermore, still using the Markovian property of the system, some asymptotic results have been established on the behavior of $C\theta$, CV , and N when the transmission capacity C tends to infinity while the link utilization factor γ is fixed in $(0, 1)$. It turns out that $C\theta$, CV and N converge in distribution to the duration Θ of the busy period in the $M/M/1$ queue with unit service rate and input rate γ , the area \mathcal{V} swept under the occupation process of this $M/M/1$ queue during a busy period, and the number \mathcal{N} of customers served in a busy period of this $M/M/1$ queue, respectively. This shows that the local linearization conjecture stated by Aldous for $M/M/\infty$ queues holds for $M/PH/\infty$ queues. One may then reasonably suppose that this conjecture is also valid for $M/G/\infty$ type queues.

Further simulation results show that when considering the superposition of a large number of On/Off sources, $C\theta$, CV , and N can be quite accurately approximated, after adjustment of the input rate of the limiting $M/M/1$ queue, by Θ , \mathcal{V} , and \mathcal{N} , respectively. It thus appears

that random variables Θ , \mathcal{V} , and \mathcal{N} can be used to obtain robust estimates of some QoS parameters related to statistical multiplexing on an ATM link, given that PH distributions are dense in the set of distributions.

Even if we can exhibit an asymptotic behavior for random variables $C\theta$, CV , and N , it seems very difficult to use the limiting $M/M/1$ queue and the Poisson clumping heuristic of Aldous to perform buffer dimensioning. Indeed, the Poisson clumping heuristic claims that congestion periods occur as a Poisson process of very small intensity when C tends to infinity. Then, one may conjecture that attaching to the link a buffer with a capacity equal to a remote quantile of the volume of information arriving in excess to the link transmission capacity, which can be approximated by \mathcal{V}/C , suffices to significantly eliminate loss of information. However, simulation results, not reported in this paper, show that the convergence of the point process counting the number of congestion periods to the corresponding Poisson process is very slow and then that the above buffer dimensioning principle is not valid.

Appendix A: Proofs of Technical Results

PROOF OF PROPOSITION 2.1

The non-zero entries of matrix $A_{C,C+1}$ are given for $s \in S_{C+1}$ and $i = 1, \dots, l$, by

$$A_{C,C+1}(s - e_i, s) = \lambda\beta(i)\mathbb{I}_{\{s_i \geq 1\}},$$

or equivalently, for $s \in S_C$ and $i = 1, \dots, l$, by

$$A_{C,C+1}(s, s + e_i) = \lambda\beta(i).$$

It follows that for every $s \in S_C$,

$$(A_{C,C+1}\mathbf{1})(s) = \sum_{i=1}^l A_{C,C+1}(s, s + e_i) = \lambda,$$

that is

$$A_{C,C+1}\mathbf{1} = \lambda\mathbf{1}.$$

We then get by relation (2.2)

$$\pi_C A_{C,C+1}\mathbf{1} = \lambda\pi_C\mathbf{1} = \lambda e^{-\rho} \frac{\rho^C}{C!}.$$

Introducing $u_{C+1} = \pi_C A_{C,C+1}$, we have for every $s \in S_{C+1}$,

$$\begin{aligned} u_{C+1}(s) &= \sum_{i=1}^l \pi_C(s - e_i) A_{C,C+1}(s - e_i, s) \\ &= \lambda \sum_{i=1}^l \beta(i) \pi_C(s - e_i) \mathbb{I}_{\{s_i \geq 1\}} \end{aligned}$$

From relation (2.1), we have for every $s \in S_{C+1}$ and $i = 1, \dots, l$

$$\pi_C(s - e_i) \mathbb{I}_{\{s_i \geq 1\}} = \pi_{C+1}(s) \frac{s_i}{\rho_i},$$

that is

$$u_{C+1}(s) = \lambda \pi_{C+1}(s) \sum_{i=1}^l \frac{\beta(i) s_i}{\rho_i},$$

and hence, for every $s \in S_{C+1}$,

$$v_{C+1}(s) = \frac{\pi_{C+1}(s) \sum_{i=1}^l \frac{\beta(i)s_i}{\rho_i}}{e^{-\rho} \frac{\rho^C}{C!}}.$$

Replacing now $\pi_{C+1}(s)$ by its expression given by relation (2.1), we obtain

$$v_{C+1}(s) = \frac{\left(\prod_{i=1}^l \frac{\rho_i^{s_i}}{s_i!} \right) \left(\sum_{i=1}^l \frac{\beta(i)s_i}{\rho_i} \right)}{\frac{\rho^C}{C!}},$$

which can be rewritten as in equation (2.4). This completes the proof.

PROOF OF LEMMA 6.2

Let $s = (s_1, \dots, s_l) \in S_{C+1}$, such that for $i = 1, \dots, l$, $\frac{s_i}{C} \rightarrow r_i$ when $C \rightarrow \infty$. By definition, we have

$$\Pr\{CV > t | \Lambda_0 = s\} = (e^{Mt/C} \mathbf{1})(s).$$

Let $n \geq 1$ be fixed. Starting from a state $s^{(n)} \in S_{C+n}$, process $\{\Lambda_t\}$ will be after $k \geq 0$ transitions in a state $s' = (s'_1, \dots, s'_l)$ such that for $i = 1, \dots, l$,

$$\max(0, s_i^{(n)} - k) \leq s'_i \leq s_i^{(n)} + k.$$

When $C \rightarrow \infty$, $\frac{s_i^{(n)}}{C} \rightarrow r_i$ and so $\frac{s'_i}{C} \rightarrow r_i$.

Let us define the tridiagonal block matrix H over subset B' , whose non-zero transition rates are given for every $s \in S_{C+n}$ ($n \geq 1$) by

$$\begin{aligned} s \longrightarrow s + e_i & \quad \text{with rate} \quad \frac{\beta(i)\gamma}{n} \\ s \longrightarrow s - e_i & \quad \text{with rate} \quad \frac{r_i \mu_{i,0}}{n} 1_{\{r_i \geq 1\}} 1_{\{n \geq 2\}} \\ s \longrightarrow s + e_j - e_i & \quad \text{with rate} \quad \frac{r_i \mu_{i,j}}{n} 1_{\{r_i \geq 1\}} 1_{\{j \neq i\}}, \end{aligned} \tag{A.1}$$

where for every $i = 1, \dots, l$, $r_i = \lim_{C \rightarrow \infty} s_i/C$.

From the definition of matrix M given in relation (3.3), we have for every $n \geq 1$, $s^{(n)} \in S_{C+n}$, and $s' \in B'$,

$$\frac{M(s, s')}{C} \longrightarrow H(s, s') \text{ when } C \longrightarrow \infty.$$

It follows that for every $s \in S_{C+1}$, we have

$$(e^{Mt/C} \mathbf{1})(s) \longrightarrow (e^{Ht} \mathbf{1})(s) \text{ when } C \longrightarrow \infty. \quad (\text{A.2})$$

We denote by $H_{C+n, C+n-1}$ for $n \geq 2$, $H_{C+n, C+n}$ for $n \geq 1$, and $H_{C+n, C+n+1}$ for $n \geq 1$, the blocks of the tridiagonal matrix H . From the definition of matrix H given by relation (A.1), we have

$$\begin{aligned} H_{C+n, C+n-1} \mathbf{1} &= \frac{\sum_{i=1}^l r_i \mu_{i,0}}{n} \mathbf{1}, \\ H_{C+n, C+n} \mathbf{1} &= -\frac{\gamma + \sum_{i=1}^l r_i \mu_{i,0}}{n} \mathbf{1}, \\ H_{C+n, C+n+1} \mathbf{1} &= \frac{\gamma}{n} \mathbf{1}. \end{aligned}$$

Let us now define the infinite tridiagonal matrix Q_r over the set $\{1, 2, \dots\}$ by

$$Q_r(1, 1) = -\frac{\gamma + \sum_{i=1}^l r_i \mu_{i,0}}{n}, \quad Q_r(1, 2) = \frac{\gamma}{n},$$

and for $n \geq 2$,

$$Q_r(n, n-1) = \frac{\sum_{i=1}^l r_i \mu_{i,0}}{n}, \quad Q_r(n, n) = -\frac{\gamma + \sum_{i=1}^l r_i \mu_{i,0}}{n}, \quad Q_r(n, n+1) = \frac{\gamma}{n}.$$

It follows that for every $s \in S_{C+1}$, we have

$$(e^{Ht} \mathbf{1})(s) = de^{Q_r t} \mathbf{1},$$

where $d = (1, 0, 0, \dots)$. We then obtain, from relation (A.2), for every $s \in S_{C+1}$,

$$(e^{Mt/C} \mathbf{1})(s) \longrightarrow de^{Q_r t} \mathbf{1} \text{ when } C \longrightarrow \infty. \quad (\text{A.3})$$

Noting that we precisely have (see for instance [9])

$$\Pr \left\{ \mathcal{V} \left(\gamma, \sum_{i=1}^l r_i \mu_{i,0} \gamma \right) > t \right\} = de^{Q_r t} \mathbf{1},$$

the proof is done.

PROOF OF LEMMA 6.3

The maximum is reached for a value $s \in S_C$ denoted by $s^* = (s_1^*, \dots, s_l^*)$. By definition of S_C , we have for $j = 1, \dots, l$, s_j^*/C converges when $C \rightarrow \infty$. We denote by r_j^* the limit of s_j^*/C . We then have

$$\left| (e^{Mt/C} \mathbf{1})(s^* + e_i) - \Pr \left\{ \mathcal{V} \left(\gamma, \sum_{j=1}^l \frac{s_j^*}{C} \mu_{j,0} \right) > t \right\} \right| \leq Z_1 + Z_2,$$

where

$$Z_1 = \left| (e^{Mt/C} \mathbf{1})(s^* + e_i) - \Pr \left\{ \mathcal{V} \left(\gamma, \sum_{j=1}^l r_j^* \mu_{j,0} \right) > t \right\} \right|$$

and

$$Z_2 = \left| \Pr \left\{ \mathcal{V} \left(\gamma, \sum_{j=1}^l r_j^* \mu_{j,0} \right) > t \right\} - \Pr \left\{ \mathcal{V} \left(\gamma, \sum_{j=1}^l \frac{s_j^*}{C} \mu_{j,0} \right) > t \right\} \right|.$$

From Lemma 6.2, Z_1 tends to 0 when $C \rightarrow \infty$. Z_2 also tends to 0 when $C \rightarrow \infty$, due to the continuity of the function $\Pr\{\mathcal{V}(\gamma, y) > t\}$ with respect to $y \in [0, \infty[$.

PROOF OF THEOREM 6.1

First, note that by using relation (2.4) with $s = (s_1, \dots, s_l)$, we can write

$$\begin{aligned}
\Pr\{CV > t\} &= ve^{Mt/C} \mathbf{1} = \sum_{s \in S_{C+1}} v_{C+1}(s)(e^{Mt/C} \mathbf{1})(s) \\
&= \sum_{s \in S_{C+1}} \sum_{i=1}^l \beta_i C! \frac{\left(\frac{\rho_i}{\rho}\right)^{s_i-1}}{(s_i-1)!} \mathbb{I}_{\{s_i > 0\}} \prod_{k \neq i} \frac{\left(\frac{\rho_k}{\rho}\right)^{s_k}}{s_k!} (e^{Mt/C} \mathbf{1})(s) \\
&= \sum_{i=1}^l \beta_i \sum_{s \in S_{C+1}} C! \frac{\left(\frac{\rho_i}{\rho}\right)^{s_i-1}}{(s_i-1)!} \mathbb{I}_{\{s_i > 0\}} \prod_{k \neq i} \frac{\left(\frac{\rho_k}{\rho}\right)^{s_k}}{s_k!} (e^{Mt/C} \mathbf{1})(s).
\end{aligned}$$

By the variable change $s_i \rightarrow s_i + 1$, we have

$$\Pr\{CV > t\} = \sum_{i=1}^l \beta_i \sum_{s \in S_C} \frac{C!}{s_1! \cdots s_l!} \prod_{j=1}^l \left(\frac{\rho_j}{\rho}\right)^{s_j} (e^{Mt/C} \mathbf{1})(s + e_i). \quad (\text{A.4})$$

From relation (A.4) and the fact that $\phi = 1$, we have

$$\begin{aligned}
\Pr\{CV > t\} &- \Pr\{\mathcal{V} > t\} \\
&= \sum_{i=1}^l \beta_i \sum_{s \in S_C} \frac{C!}{s_1! \cdots s_l!} \prod_{j=1}^l \left(\frac{\rho_j}{\rho}\right)^{s_j} \left((e^{Mt/C} \mathbf{1})(s + e_i) - \Pr\{\mathcal{V} > t\} \right).
\end{aligned}$$

The module of the above quantity is such that

$$|\Pr\{CV > t\} - \Pr\{\mathcal{V} > t\}| \leq \Sigma_1 + \Sigma_2,$$

where

$$\Sigma_1 = \sum_{i=1}^l \beta_i \sum_{s \in S_C} \frac{C!}{s_1! \cdots s_l!} \prod_{j=1}^l \left(\frac{\rho_j}{\rho}\right)^{s_j} \left| (e^{Mt/C} \mathbf{1})(s + e_i) - \Pr \left\{ \mathcal{V} \left(\gamma, \sum_{j=1}^l \frac{s_j}{C} \mu_{j,0} \right) > t \right\} \right|,$$

and

$$\Sigma_2 = \sum_{i=1}^l \beta_i \sum_{s \in S_C} \frac{C!}{s_1! \cdots s_l!} \prod_{j=1}^l \left(\frac{\rho_j}{\rho}\right)^{s_j} \left| \Pr \left\{ \mathcal{V} \left(\gamma, \sum_{j=1}^l \frac{s_j}{C} \mu_{j,0} \right) > t \right\} - \Pr\{\mathcal{V} > t\} \right|.$$

Since

$$\sum_{i=1}^l \beta_i \sum_{s \in S_C} \frac{C!}{s_1! \cdots s_l!} \prod_{j=1}^l \left(\frac{\rho_j}{\rho} \right)^{s_j} = 1,$$

it is easy to show by using Lemma 6.3 and Lebesgue dominated convergence theorem that the term Σ_1 tends to 0 as $C \rightarrow \infty$ under the assumptions of Theorem 6.1.

To show that $\Sigma_2 \rightarrow 0$, we consider a continuous function ψ on $[0, 1]^l$. Weierstrass's theorem states, in particular, that, if $x_1 + \dots + x_l = 1$ then

$$\sum_{s \in S_C} \frac{C!}{s_1! \cdots s_l!} \prod_{j=1}^l x_j^{s_j} \psi \left(\frac{s_1}{C}, \dots, \frac{s_l}{C} \right) \rightarrow \psi(x_1, \dots, x_l) \text{ when } C \rightarrow \infty.$$

If we take

$$\psi(x_1, \dots, x_l) = \Pr \left\{ \mathcal{V} \left(\gamma, \sum_{i=1}^l x_i \mu_{i,0} \right) \right\},$$

which is continuous on $[0, 1]^l$, we get

$$\sum_{s \in S_C} \frac{C!}{s_1! \cdots s_l!} \prod_{j=1}^l \left(\frac{\rho_j}{\rho} \right)^{s_j} \Pr \left\{ \mathcal{V} \left(\gamma, \sum_{j=1}^l \frac{s_j}{C} \mu_{j,0} \right) > t \right\} \rightarrow \Pr \left\{ \mathcal{V} \left(\gamma, \sum_{j=1}^l \frac{\rho_j}{\rho} \mu_{j,0} \right) \right\}.$$

Now since by Lemma 6.1

$$\sum_{j=1}^l \frac{\rho_j}{\rho} \mu_{j,0} = \phi = 1 \text{ and } \sum_{i=1}^l \beta_i = 1,$$

we obtain by dominated convergence $\Sigma_2 \rightarrow 0$ when $C \rightarrow \infty$ and the proof is done.

PROOF OF LEMMA 6.4

Let $s = (s_1, \dots, s_l) \in S_{C+1}$ such that for $i = 1, \dots, l$, $\frac{s_i}{C} \rightarrow r_i$ when $C \rightarrow \infty$. From relations (5.5), we have

$$\Pr\{N = k \mid \Lambda_0 = s\} = (U_k(1))(s). \quad (\text{A.5})$$

Let us now define the tridiagonal block matrix F over subset B' , whose non zero transition probabilities are given for every $s \in S_{C+n}$ ($n \geq 1$) by

$$\begin{aligned} s &\longrightarrow s + e_i && \text{with probability } \frac{\beta(i)\gamma}{\gamma + \sum_{i=1}^l r_i \mu_i}, \\ s &\longrightarrow s - e_i && \text{with probability } \frac{r_i \mu_{i,0} \mathbb{I}_{\{r_i > 0\}} \mathbb{I}_{\{n \geq 2\}}}{\gamma + \sum_{i=1}^l r_i \mu_i}, \\ s &\longrightarrow s + e_j - e_i && \text{with probability } \frac{r_i \mu_{i,j} \mathbb{I}_{\{r_i > 0\}} \mathbb{I}_{\{j \neq i\}}}{\gamma + \sum_{i=1}^l r_i \mu_i}. \end{aligned} \quad (\text{A.6})$$

From the definition of matrix $Q_{B'}$ given by relation (5.2), we have, for every $n \geq 1$, $s \in S_{C+n}$, and $s' \in B'$,

$$Q(s, s') \longrightarrow F(s, s') \text{ when } C \longrightarrow \infty.$$

It follows that $U_k(n) \longrightarrow V_k(n)$, where $V_k(n)$ is given by $V_k(0) = U_k(0)$, $V_0(n) = U_0(n)$, and

$$V_k(n) = (\mathbf{I} - F_{C+n, C+n})^{-1} (F_{C+n, C+n-1} V_k(n-1) + F_{C+n, C+n+1} V_{k-1}(n+1)). \quad (\text{A.7})$$

From relation (A.6), matrix F satisfies

$$F_{C+n, C+n-1} \mathbf{1} = \frac{\sum_{i=1}^l r_i \mu_{i,0}}{\gamma + \sum_{i=1}^l r_i \mu_i} \mathbf{1},$$

$$F_{C+n, C+n} \mathbf{1} = \frac{\sum_{i=1}^l r_i (\mu_i - \mu_{i,0})}{\gamma + \sum_{i=1}^l r_i \mu_i} \mathbf{1},$$

$$F_{C+n, C+n+1} \mathbf{1} = \frac{\gamma}{\gamma + \sum_{i=1}^l r_i \mu_i} \mathbf{1},$$

and hence,

$$(\mathbf{I} - F_{C+n, C+n})^{-1} F_{C+n, C+n-1} \mathbf{1} = \frac{\sum_{i=1}^l r_i \mu_{i,0}}{\gamma + \sum_{i=1}^l r_i \mu_{i,0}} \mathbf{1},$$

$$(\mathbf{I} - F_{C+n, C+n})^{-1} F_{C+n, C+n+1} \mathbf{1} = \frac{\gamma}{\gamma + \sum_{i=1}^l r_i \mu_{i,0}} \mathbf{1}.$$

This implies by recurrence that, for k and n fixed, all the entries of the vector $V_k(n)$ are equal, that is $V_k(n)$ can be written as

$$V_k(n) = v_k(n) \mathbf{1},$$

where $v_k(n)$ is a real number. We then have from relation (A.5), for every $s \in S_{C+1}$,

$$\Pr\{N = k \mid \Lambda_0 = s\} = (U_k(1))(s) \longrightarrow (V_k(1))(s) = v_k(1) \text{ when } C \longrightarrow \infty. \quad (\text{A.8})$$

Recurrence relation (A.7) becomes

$$v_k(n) = \frac{\sum_{i=1}^l r_i \mu_{i,0}}{\gamma + \sum_{i=1}^l r_i \mu_{i,0}} v_k(n-1) + \frac{\gamma}{\gamma + \sum_{i=1}^l r_i \mu_{i,0}} v_{k-1}(n+1), \quad (\text{A.9})$$

with initial condition $v_k(0) = \mathbb{I}_{\{k=1\}}$ and $v_0(n) = 0$.

Consider now the $M/M/1$ queue with input rate γ and mean service rate $\sum_{i=1}^l r_i \mu_{i,0}$. Let Y_t be the number of customers in that queue at time t . Let $\mathcal{N}'(\gamma, \sum_{i=1}^l r_i \mu_{i,0})$ denote the number

of customers arriving during a sojourn of Y_t in the subset $\{1, 2, \dots\}$. It is easy to verify (see for instance [9]) that the conditional probabilities $\Pr\{\mathcal{N}'(\gamma, \sum_{i=1}^l r_i \mu_{i,0}) + 1 = k \mid Y_0 = n\}$ satisfy relation (A.9). Hence,

$$v_k(n) = \Pr\{\mathcal{N}'(\gamma, \sum_{i=1}^l r_i \mu_{i,0}) + 1 = k \mid Y_0 = n\}$$

and by definition of $\mathcal{N}'(\gamma, \sum_{i=1}^l r_i \mu_{i,0})$, we have

$$\Pr\left\{\mathcal{N}\left(\gamma, \sum_{i=1}^l r_i \mu_{i,0}\right) = k\right\} = \Pr\left\{\mathcal{N}'\left(\gamma, \sum_{i=1}^l r_i \mu_{i,0}\right) + 1 = k \mid Y_0 = 1\right\} = v_k(1).$$

Using relation (A.8), the proof is done.

References

- [1] D. Aldous. *Probability approximations via the clumping Poisson heuristic*. Springer Verlag, Berlin, 1989.
- [2] D. Anick, D. Mitra, and M. Sondhi. Stochastic theory of a data-handling system with multiple sources. *Bell Sys. Tech. J.*, 61(8):1872–1894, 1982.
- [3] P. Bremaud and F. Bacelli. *Palm probabilities and stationary queues*. Lecture Notes in Statistics 41, Springer Verlag, Berlin, 1987.
- [4] G. Ciardo, R. Marie, B. Sericola, and K.S. Trivedi. Performability analysis using semi-Markov reward processes. *IEEE Trans. Computers*, 39:1251–1264, October 1990.
- [5] B. T. Doshi. Deterministic rule based traffic descriptors for broadband ISDN : worst case behavior and connection acceptance control. In *Proc. Globecom '93*, December 1993.
- [6] N.G. Duffield and D.J. Daley. Bounds and comparison of the loss ratio in queues driven by an $M/M/\infty$ source. Report DIAS-APG-94-25, Dublin Institute for Advanced Studies, 1994.
- [7] The ATM Forum. Uni Spec., Version 4.0, September 1995.
- [8] F. Guillemin, J. Boyer, and A. Dupuis. Burstiness in broadband integrated networks. *Performance Evaluation*, 15(3):163–176, 1992.

-
- [9] F. Guillemin, G. Rubino, B. Sericola, and A. Simonian. Transient analysis of statistical multiplexing of data connections on an ATM link. *Submitted*, 1995.
- [10] F. Guillemin and A. Simonian. Transient characteristics of an $M/M/\infty$ system. *Adv. Appl. Prob.*, 27:862–888, September 1995.
- [11] H. Heffes and D.M. Lucantoni. A markov modulated characterization of packetized voice and data traffic and related statistical multiplexer performance. *IEEE J. Select. Areas Commun.*, SAC-4(6):856–868, 1986.
- [12] ITU-T Recommendation I.371. Traffic control and congestion control in B-ISDN. Geneva, July 1995.
- [13] D. Lucantoni, K. Meier-Hellstern, and M. Neuts. A single server queue with server vacations and a class of non-renewal arrival processes. *Adv. Appl. Prob.*, 22:676–705, 1991.
- [14] V. Ramaswami and G. Latouche. Modeling packet arrivals from asynchronous input lines. In *Proc. ITC'12*, Torino, June 1988.
- [15] J. Roberts. Variable-bit-rate traffic control in B-ISDN. *IEEE Communications Magazine*, pages 50–56, September 1991.
- [16] J. Roberts, editor. *Performance evaluation and design of multiservice networks*. Commission of the European Communities, October 1992. Cost 224 Final Report.
- [17] S. M. Ross. *Stochastic Processes*. J. Wiley, 1983.
- [18] G. Rubino and B. Sericola. Sojourn times in Markov processes. *J. Appl. Prob.*, 27:744–756, 1989.
- [19] J. Turner. New directions in communications (or which way in the information age?). *IEEE Communications Magazine*, 24:8–15, October 1986.



Unité de recherche INRIA Lorraine, Technopôle de Nancy-Brabois, Campus scientifique,
615 rue du Jardin Botanique, BP 101, 54600 VILLERS LÈS NANCY
Unité de recherche INRIA Rennes, Irisa, Campus universitaire de Beaulieu, 35042 RENNES Cedex
Unité de recherche INRIA Rhône-Alpes, 655, avenue de l'Europe, 38330 MONTBONNOT ST MARTIN
Unité de recherche INRIA Rocquencourt, Domaine de Voluceau, Rocquencourt, BP 105, 78153 LE CHESNAY Cedex
Unité de recherche INRIA Sophia-Antipolis, 2004 route des Lucioles, BP 93, 06902 SOPHIA-ANTIPOLIS Cedex

Éditeur
INRIA, Domaine de Voluceau, Rocquencourt, BP 105, 78153 LE CHESNAY Cedex (France)
ISSN 0249-6399