



**HAL**  
open science

## Curvature-Constrained Shortest Paths in a Convex Polygon

Pankaj K. Agarwal, Thérèse Biedl, Sylvain Lazard, Steve Robbins, Subhash Suri, Sue Whitesides

► **To cite this version:**

Pankaj K. Agarwal, Thérèse Biedl, Sylvain Lazard, Steve Robbins, Subhash Suri, et al.. Curvature-Constrained Shortest Paths in a Convex Polygon. [Research Report] RR-4063, INRIA. 2000, pp.59. inria-00072573

**HAL Id: inria-00072573**

**<https://inria.hal.science/inria-00072573>**

Submitted on 24 May 2006

**HAL** is a multi-disciplinary open access archive for the deposit and dissemination of scientific research documents, whether they are published or not. The documents may come from teaching and research institutions in France or abroad, or from public or private research centers.

L'archive ouverte pluridisciplinaire **HAL**, est destinée au dépôt et à la diffusion de documents scientifiques de niveau recherche, publiés ou non, émanant des établissements d'enseignement et de recherche français ou étrangers, des laboratoires publics ou privés.

# *Curvature-Constrained Shortest Paths in a Convex Polygon*

Pankaj K. Agarwal — Therese Biedl — Sylvain Lazard —

Steve Robbins — Subhash Suri — Sue Whitesides

**N° 4063**

décembre 2000

THÈME 3



*R*  
*apport*  
*de recherche*



## Curvature-Constrained Shortest Paths in a Convex Polygon

Pankaj K. Agarwal<sup>\*</sup>, Therese Biedl<sup>†</sup>, Sylvain Lazard<sup>‡</sup>,  
Steve Robbins<sup>§</sup>, Subhash Suri<sup>¶</sup>, Sue Whitesides<sup>||</sup>

Thème 3 — Interaction homme-machine,  
images, données, connaissances  
Projet Isa

Rapport de recherche n° 4063 — décembre 2000 — 59 pages

**Abstract:** Let  $B$  be a point robot moving in the plane, whose path is constrained to have curvature at most 1, and let  $\mathcal{P}$  be a convex polygon with  $n$  vertices. We study the collision-free, optimal path planning problem for  $B$  moving between two *configurations* inside  $\mathcal{P}$  (a configuration specifies both a location and a direction of travel). We present an  $O(n^2 \log n)$  time algorithm for determining whether a collision-free path exists for  $B$  between two given configurations. If such a path exists, the algorithm returns a shortest one. We provide a detailed classification

<sup>\*</sup> Center for Geometric Computing, Computer Science Department, Duke University, Box 90129, Durham, NC 27708-0129, USA; pankaj@cs.duke.edu; <http://www.cs.duke.edu/~pankaj/>. Supported in part by National Science Foundation research grant EIA-9870734, EIA-997287, and CCR-9732787, by Army Research Office MURI grant DAAH04-96-1-0013, by a Sloan fellowship, and by a grant from the U.S.-Israeli Binational Science Foundation.

<sup>†</sup> Department of Computer Science, University of Waterloo, Waterloo, ON, N2L 3G1, Canada; biedl@uwaterloo.ca. This research began during a postdoctoral tenure at McGill University.

<sup>‡</sup> INRIA Lorraine. lazard@loria.fr. <http://www.loria.fr/~lazard/>. This research began during a postdoctoral tenure at McGill University.

<sup>§</sup> School of Computer Science, McGill University; stever@cs.mcgill.ca. Supported by an FCAR scholarship.

<sup>¶</sup> Department of Computer Science, Washington University Campus Box 1045, One Brookings Drive, St. Louis, MO 63130-4899, USA; suri@cs.wustl.edu; <http://www.cs.wustl.edu/~suri/>. Research partially supported by NSF Grant CCR-9501494.

<sup>||</sup> School of Computer Science, McGill University; sue@cs.mcgill.ca. Supported by NSERC and FCAR research grants.

of curvature-constrained shortest paths inside a convex polygon and prove several properties of them, which are interesting in their own right. For example, we prove that any such shortest path is comprised of at most eight segments, each of which is a circular arc of unit radius or a straight line segment. Some of the properties are quite general and shed some light on curvature-constrained shortest paths amid obstacles.

**Key-words:** Nonholonomic motion planning, shortest paths, computational geometry.

## Plus courts chemins de courbure bornée dans un polygone convexe

**Résumé :** Nous nous intéressons au problème du calcul de plus courts chemins de courbure bornée dans un polygone convexe. Plus précisément, étant donné un robot ponctuel  $B$  dont les trajectoires ont une courbure majorée par 1, et  $\mathcal{P}$  un polygone convexe à  $n$  sommets. Nous nous intéressons au problème de planification de trajectoires optimales en distance, dans  $\mathcal{P}$ , entre deux *configurations* (une configuration spécifie la position et la direction de déplacement). Nous présentons un algorithme de complexité en temps  $O(n^2 \log n)$ , qui détermine s'il existe un chemin de courbure bornée pour  $B$  dans  $\mathcal{P}$  entre deux configurations données, et s'il existe un tel chemin, retourne un plus court chemin. Nous présentons une classification des plus courts chemins de courbure bornée dans un polygone convexe, et démontrons certaines propriétés intéressantes de ces chemins. Nous prouvons par exemple qu'un tel plus court chemin est composé d'au plus huit arcs, lesquels sont des segments de droite ou des arcs de cercle unitaire. Certaines propriétés sont plus générales et précisent la nature des chemins, et plus courts chemins, de courbure bornée en présence d'obstacles quelconques dans le plan.

**Mots-clés :** Système mécanique non holonome, planification de trajectoires, plus courts chemins, géométrie algorithmique.



## 1 Introduction

The *path-planning* problem, a central problem in robotics, involves planning a collision-free path for a robot moving amid obstacles, and has been widely studied (see, e.g., the book by Latombe [19] and the survey papers by Schwartz and Sharir [29] and Halperin, Kavraki and Latombe [15]). In the simplest form, given a moving point robot  $B$ , a set of obstacles, and a pair of configurations  $I$  and  $F$  specifying locations for  $B$ , we wish to find a continuous, collision-free path for  $B$  from  $I$  to  $F$ . This formulation, however, does not take into account the so-called *nonholonomic constraints* (for instance, bounds on acceleration or curvature), imposed on a robot by its physical limitations (see [19] for a more detailed discussion). Although there has been considerable recent work in the robotics literature on nonholonomic motion-planning problems (see [3, 4, 17, 18, 20, 22, 30, 36, 37] and references therein), relatively little theoretical work has been done in this important area.

In this paper, we study the path-planning problem for a point robot whose configurations are specified by giving both a location and a direction of travel. This means that any solution to the path-planning problem for given initial and final configurations  $I$  and  $F$  must respect the directions of travel specified by  $I$  and  $F$  as well as the locations they specify. Furthermore, we require the path of the robot to have curvature at most 1. This curvature constraint arises naturally when the point robot models a real-world robot with a minimum turning radius; see for example [19]. Recently, Reif and Wang [27] confirmed that the problem of deciding whether there exists a collision-free curvature-constrained path for  $B$  between two given configurations amid polygonal obstacles is NP-hard. As a first step toward understanding which environments admit efficient solution to this NP-hard problem, we study curvature-constrained path planning inside convex polygons.

We establish several new properties of shortest paths inside convex polygons and use them to characterize shortest paths in such environments. Using these properties and some geometric data structures [8], we present an efficient algorithm that, given initial and desired final configurations  $I$  and  $F$  in a convex polygon  $\mathcal{P}$ , determines whether there exists a curvature-constrained path from  $I$  to  $F$  that lies inside  $\mathcal{P}$ , and if so, computes a shortest one.

### 1.1 Previous results

Dubins [12] was perhaps the first to study curvature-constrained shortest paths. He proved that, in the absence of obstacles, a curvature-constrained shortest path from any start configuration to any final configuration consists of at most three segments,



each of which is either a straight line segment or an arc of a circle of unit radius, assuming that the curvature of the path is upper bounded by 1. Reeds and Shepp [26] extended this obstacle-free characterization to robots that are allowed to make reversals, that is, to back up. Using ideas from control theory, Boissonnat, Cérézo and Leblond [4] gave an alternative proof for both cases, and recently Sussmann [34] was able to extend the characterization to the 3-dimensional case. In the presence of obstacles, Fortune and Wilfong [13] gave a  $2^{\text{poly}(n,m)}$  time algorithm, where  $n$  is the total number of vertices in the polygons defining the obstacles and  $m$  is the number of bits of precision with which all points are specified; their algorithm only decides whether a path exists, without finding one. Jacobs and Canny [16], Wang and Agarwal [35], and Sellen [31, 32] gave approximation algorithms for computing an  $\varepsilon$ -robust path. (Informally, a path is  $\varepsilon$ -robust if  $\varepsilon$ -perturbations of certain points along the path do not violate the feasibility of the path.) For the restricted case of pairwise disjoint *moderate obstacles*, i.e., convex obstacles whose boundaries have curvature bounded by 1, Agarwal, Raghavan and Tamaki [1] gave efficient approximation algorithms. Boissonnat and Lazard [5] gave an  $O(n^2 \log n)$  time algorithm for computing an exact shortest path for the case when the edges of the pairwise disjoint moderate obstacles are circular arcs of unit radius or line segments. Their algorithm can be used to compute an optimal curvature-constrained path inside a convex polygon in time  $O(n^7)$ . Recently, Ahn, Cheong, Matoušek, and Vigneron [2] characterized the region of all points that can be reached from a given configuration in a convex polygon. Wilfong [36] studied a restricted problem in which the robot must stay on one of  $m$  line segments (thought of as “lanes”), except to turn between lanes. For a scene with  $n$  obstacle vertices, his algorithm preprocesses the scene in time  $O(m^2(n^2 + \log m))$ , following which queries are answered in time  $O(m^2)$ . There has also been work on computing curvature-constrained paths when  $B$  is allowed to make reversals [3, 21, 23]. Other, more general, dynamic constraints have been considered in [9, 10, 11, 24].

## 1.2 Our model and results

Let  $B$  be a point robot and  $\mathcal{P}$  a closed convex polygon with  $n$  vertices. For simplicity we assume that the edges of  $\mathcal{P}$  are in general position: no two edges are parallel and no unit-radius circle is tangent to three edges of  $\mathcal{P}$ . Our techniques can be extended to carry through without this general position assumption. A *configuration*  $X$  for  $B$  is a pair  $(\text{LOC}(X), \psi(X))$ , where  $\text{LOC}(X)$  is a point in the plane representing the location of the robot and  $\psi(X)$  is an angle between 0 and  $2\pi$  representing its orientation. When the meaning is clear, we often write  $X$  instead of  $\text{LOC}(X)$ .

The image of a differentiable function  $\Pi : [0, l] \rightarrow \mathbb{R}^2$  is called a *path*. We denote by  $\Pi$  both the function and the path it defines. We regard a path  $\Pi$  as oriented from  $\Pi(0)$  to  $\Pi(l)$ . We assume a path  $\Pi$  is parameterized by its arc length, and we let  $\|\Pi\|$  denote its length. We say that  $\Pi$  is a path from a configuration  $X$  to another configuration  $Y$  if  $\Pi(0) = \text{LOC}(X)$ ,  $\Pi(l) = \text{LOC}(Y)$ , and the oriented angles (with respect to the positive  $x$ -axis) of  $\Pi'(0)$  and  $\Pi'(l)$  are  $\psi(X)$  and  $\psi(Y)$ , respectively. A path is called *moderate* if its average curvature is at most 1 in every positive-length interval.<sup>1</sup> This implies that the curvature is defined almost everywhere and that it is at most 1 wherever it is defined. Indeed, the derivative of a moderate path  $\Pi$  satisfies a Lipschitz condition, and therefore the derivative is differentiable almost everywhere [28, Theorem 8.19].

Any curve that lies entirely within the closed polygon  $\mathcal{P}$  is called *free*. A path is *feasible* if it is moderate and free. A path  $\Pi$  from a configuration  $X$  to another configuration  $Y$  is *optimal* if it is feasible and its length is minimum among all feasible paths from  $X$  to  $Y$  (it has been shown that whenever a feasible path from  $X$  to  $Y$  exists, then an optimal such path also exists [16]).

Throughout the paper, we say that we *compute* an object for saying that we compute such an object if one exists, and return a flag of non-existence otherwise.

**Main results.** Let  $\mathcal{P}$  be an  $n$ -vertex convex polygon in the plane, and let  $I$  and  $F$  be two configurations inside  $\mathcal{P}$ .

- (i) We give a classification of optimal paths from  $I$  to  $F$ .
- (ii) We prove that an optimal path from  $I$  to  $F$  consists of at most eight maximal segments, each of which is either a line segment or a circular arc of unit radius.
- (iii) We give an  $O(n^2 \log n)$  time algorithm to determine whether a feasible path from  $I$  to  $F$  exists. If such a path exists, then the algorithm returns an optimal path from  $I$  to  $F$ . If there are only  $k$  edges of  $\mathcal{P}$  at distance at most 6 from both  $I$  and  $F$ , then the running time of our algorithm becomes  $O((n + k^2) \log n)$ .

Note that Result (ii) above is actually quite surprising. Indeed, it means that the complexity of optimal paths inside a convex polygon is constant and thus, does not depend on the number of edges of the polygon.

Note also that our algorithm for computing optimal paths is significantly faster than the algorithm implicit in the work of Boissonnat and Lazard [5] on computing an optimal path amid overlapping moderate obstacles, whose running time would be  $O(n^7)$ .

---

<sup>1</sup>The *average curvature* of a path  $\Pi$  in the interval  $[s_1, s_2]$  is defined by  $\|\Pi'(s_1) - \Pi'(s_2)\| / |s_1 - s_2|$ .

Some of the properties of moderate paths we prove are interesting in their own right. For example, one of these properties identifies a type of narrow region, called a “pocket”, from which a moderate path cannot escape once it enters from outside. The conclusion will highlight this and two other of these properties, which require technical definitions from later sections to describe in detail.

Our paper is organized as follows. In Section 2, we present basic definitions, notation, and useful known results. In Section 3, we give a classification of the optimal paths. In Sections 4 and 5, we describe our algorithm. We conclude in Section 6 with a discussion and some open problems. For readability of the main body of the paper, we have moved some of the technical proofs to the appendices. These follow the bibliography, which appears after Section 6.

## 2 Geometric Preliminaries

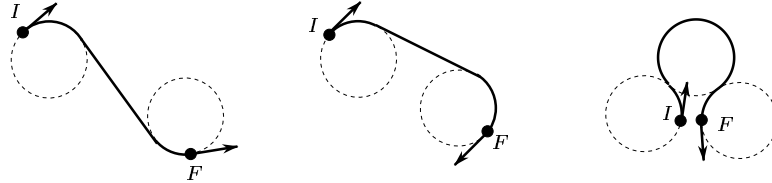
Given a configuration  $X$ , let  $L_X$  denote the oriented line passing through  $\text{LOC}(X)$  with orientation  $\psi(X)$ . A configuration  $X$  *belongs* to an oriented path (or curve)  $\Pi$  if  $\text{LOC}(X) \in \Pi$  and  $L_X$  is the oriented tangent line to  $\Pi$  at  $\text{LOC}(X)$ . Note that a configuration  $X$  belongs to two oriented unit-radius circles. We will use  $\mathcal{C}_X^+$  and  $\mathcal{C}_X^-$  to denote the two circles of unit radius, oriented counterclockwise and clockwise, respectively, to which the configuration  $X$  belongs.

If  $X$  and  $Y$  are two points on a simple closed curve  $\gamma$ , then  $\gamma^+[X, Y]$  (resp.  $\gamma^-[X, Y]$ ) denotes the portion of  $\gamma$  from  $X$  to  $Y$  in the counterclockwise (resp. clockwise) direction, including  $X$  and  $Y$ ; we will use  $\gamma^+(X, Y), \gamma^-(X, Y)$  to denote portions excluding  $X, Y$ . Similarly, for a path  $\Pi$  and two configurations  $X, Y \in \Pi$ , we will use  $\Pi[X, Y]$  to denote the portion of  $\Pi$  from  $X$  to  $Y$ .

**Segments and Dubins paths.** Let  $\Pi$  be a feasible path. We call a nonempty subpath of  $\Pi$  a *C-segment* (resp. *S-segment*) if it is a circular arc of unit radius (resp. line segment) and maximal, i.e., it is not strictly contained in a longer circular arc (resp. line segment) of the path. A *segment* is either a *C-segment* or an *S-segment*. A *C-segment* on a path  $\Pi$  is called a *C<sup>+</sup>-segment* (resp. *C<sup>-</sup>-segment*) if  $\Pi$  induces a counterclockwise (resp. clockwise) orientation on it. Suppose  $\Pi$  consists of a *C-segment*, an *S-segment*, and a *C-segment*; then we will say that  $\Pi$  is of type *CSC*, or  $C_1SC_2$  if we want to refer to *C-segments* by their position in the sequence; superscripts  $+$  and  $-$  will be used to specify the orientations of *C-segments* of  $\Pi$ . Abusing the notation slightly, we often use the same symbol to denote both the type of a segment and the segment itself. Thus we may denote the first *C-segment* occurring in some path of type  $C_1SC_2$  by  $C_1$ . The above notation can be generalized

to an arbitrarily long sequence. Recall that throughout the paper,  $C$ -segments and  $S$ -segments have nonzero length. Dubins [12] proved the following result.

**Lemma 2.1** (Dubins [12]) *In an obstacle-free environment, an optimal path between any two configurations is of type  $CCC$  or  $CSC$ , or a substring thereof.*



**Figure 1.** Different types of Dubins paths.

We will refer to paths of type  $CCC$  or  $CSC$  or substrings thereof as *Dubins paths*. In the presence of obstacles, Jacobs and Canny [16] observed that any subpath of an optimal path that does not touch any obstacle except at the endpoints is a Dubins path. In particular, they proved the following.

**Lemma 2.2** (Jacobs and Canny [16]) *Let  $\Omega$  be a closed polygonal environment,  $I$  an initial configuration, and  $F$  a final configuration. Then an optimal path from  $I$  to  $F$  in  $\Omega$  consists of a sequence  $\Pi_1 \cdots \Pi_k$  of feasible paths, where each  $\Pi_i$  is a Dubins path from a configuration  $X_{i-1}$  to a configuration  $X_i$ , such that  $X_0 = I$ ,  $X_k = F$ , and, for  $0 < i < k$ ,  $\text{LOC}(X_i) \in \partial\Omega$ .*

The above lemma implies that an optimal path in a closed polygonal environment consists of  $C$ - and  $S$ -segments. In the following, we will consider only those paths that are formed by  $C$ - and  $S$ -segments. We will refer to circles and circular arcs of unit radius simply as circles and circular arcs. Notationally we distinguish between a  $C$ -segment and its supporting circle, that is, the circle on which the circular arc lies, by using calligraphic font  $\mathcal{C}$  for the latter.

**Terminal and nonterminal segments.** A segment of a feasible path  $\Pi$  is called *terminal* if it is the first or the last segment of  $\Pi$ ; otherwise it is called *nonterminal*. We apply the adjectives terminal and nonterminal to subpaths as well. If the first or last segment in  $\Pi$  is a  $C$ -segment, we will refer to it as a  $C_I$ -segment or a  $C_F$ -segment, respectively. Circles  $\mathcal{C}_I^+$ ,  $\mathcal{C}_I^-$ ,  $\mathcal{C}_F^+$ , and  $\mathcal{C}_F^-$  are called *terminal circles* (see Figure 3).

The following lemma states some basic known properties of optimal paths; see [1, 12, 16].

**Lemma 2.3** *In an optimal path inside a convex polygon  $\mathcal{P}$ ,*

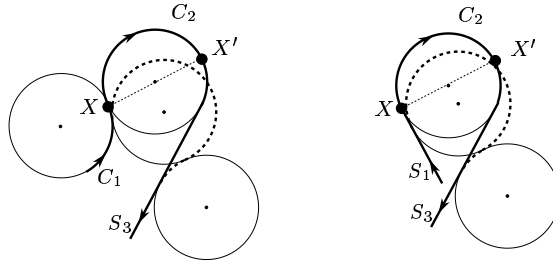
- (i) *any nonterminal  $C$ -segment has length greater than  $\pi$ ,*
- (ii) *any nonterminal  $C$ -segment is tangent to  $\partial\mathcal{P}$  or to a terminal circle in at least one point, and*
- (iii) *no nonterminal subpath has type  $CCC$ .*

Next, we prove a property of a  $CS$ -subpath in an optimal path, which will be useful for our analysis.

**Lemma 2.4** *Let  $\Pi$  be an optimal path that contains a subpath of type  $C_2S_3$  where the  $C_2$ -segment is not terminal. Then  $C_2$  is tangent to  $\partial\mathcal{P}$ , and the length of  $C_2$  between its first point and its last tangent point with  $\partial\mathcal{P}$  is greater than  $\pi$ .*

**Proof:** Let  $\Pi$  be an optimal path containing a subpath  $\Pi'$  of type  $C_1C_2S_3$  or  $S_1C_2S_3$ . See Figure 2. Let  $X$  be the common endpoint of the first and second segments of  $\Pi'$ , let  $Y$  be the last tangent point of  $C_2$  with  $\partial\mathcal{P}$  along  $\Pi$ , and let  $X'$  be the point antipodal to  $X$  on  $C_2$  ( $X' \in C_2$  because the length of  $C_2$  is greater than  $\pi$  by Lemma 2.3(i)).

Dubins [12] proved that the perturbations shown in Figure 2 (transforming paths  $C_1C_2S_3$  and  $S_1C_2S_3$  into paths of type  $CCCS$  and  $SCCS$  by reducing the length of the first segment by any arbitrarily small value) shorten the paths in an obstacle-free environment. These shortenings can be done unless an obstacle obstructs the shortcut, i.e., unless  $\partial\mathcal{P}$  is tangent to  $C_2$  after  $X'$  (along  $\Pi$ ). Thus, if  $\|\Pi[X, Y]\| \leq \pi$ , then  $\Pi$  can be shortened in  $\mathcal{P}$  which contradicts the optimality of  $\Pi$ .  $\square$



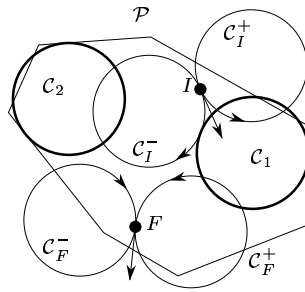
**Figure 2.** Length-reducing perturbations.

**Anchored segments.** We define here the notion of anchored segments, in a similar way as in [1] where they were first introduced. A  $C$ -segment or circle is called

*anchored* if it has at least two points of tangency with  $\partial\mathcal{P}$  and the terminal circles. The terminal circles are not considered anchored. An anchored  $C$ -segment is denoted by  $\bar{C}$ . By our general-position assumption on  $\mathcal{P}$ , there are a finite number of anchored circles. A  $C$ -segment with at least one point of tangency with  $\partial\mathcal{P}$  is denoted by  $\bar{C}$ .

An anchored  $C$ -segment or circle is  $\mathcal{PP}$ -anchored if it is tangent to  $\partial\mathcal{P}$  at two points and  $\mathcal{PC}$ -anchored if it is tangent to  $\partial\mathcal{P}$  at one point and tangent to a terminal circle at another point; see Figure 3.

A circular arc is called *long* if its length is greater than  $\pi$ ; otherwise it is called *short*. A  $\mathcal{PP}$ -anchored  $C$ -segment is called *strongly  $\mathcal{PP}$ -anchored* if it contains the long arc defined by the tangent points of its supporting circle with  $\partial\mathcal{P}$  (see Figure 4b). Similarly, a  $\mathcal{PC}$ -anchored  $C$ -segment is called *strongly  $\mathcal{PC}$ -anchored* if it contains the long arc between a tangency point of its supporting circle  $\mathcal{C}$  with  $\partial\mathcal{P}$  and a tangency point of  $\mathcal{C}$  with a terminal circle (see Figure 7a).



**Figure 3.**  $\mathcal{PC}$ -anchored ( $\mathcal{C}_1$ ) and  $\mathcal{PP}$ -anchored ( $\mathcal{C}_2$ ) circles.

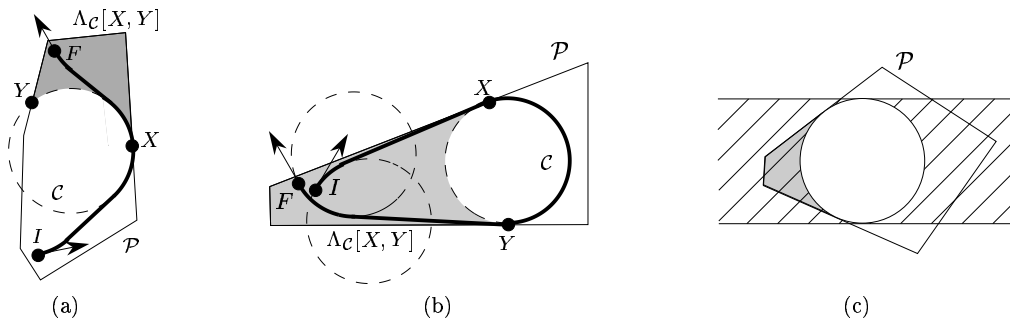
**Closed moderate paths.** We prove here the following results about closed moderate paths.

**Proposition 2.5** *The region bounded by a simple moderate path  $\Pi$  whose initial and final locations coincide (the initial and final orientations may differ) contains at least one disk of unit radius. Moreover, if the initial and final orientations also coincide and if  $\Pi$  is not a circle of unit radius, then the region bounded by  $\Pi$  contains at least two distinct (but possibly overlapping) disks of unit radius.*

The results in the proposition above were proved by Peskov and Ionin [25] and then by Guggenheimer [14] for  $C^2$  continuous curves (i.e., twice differentiable curves with continuous second derivative) whose curvatures are bounded everywhere. Their

proofs have been generalized to moderate paths by Ahn *et al.* [2]. We present, in Appendix A, a simple new proof based on skeleton properties.

**Pockets.** We introduce here the notion of pockets. Let  $\mathcal{C}$  be a circle intersecting  $\partial\mathcal{P}$  at two or more points, and let  $X, Y$  be two consecutive intersection points of  $\partial\mathcal{P}$  with  $\mathcal{C}$  so that the short arc of  $\mathcal{C}$  joining  $X$  and  $Y$  lies inside  $\mathcal{P}$ . If  $\mathcal{C}^+[X, Y]$  is the short arc and the turning angle<sup>2</sup> of  $\partial\mathcal{P}^+(X, Y)$  is less than  $\pi$ , then the closed region bounded by  $\partial\mathcal{P}^+[X, Y]$  and  $\mathcal{C}^+[X, Y]$  is called a *pocket* (see Figure 4) and is denoted by  $\Lambda_{\mathcal{C}}[X, Y]$ . Similarly we define the pocket  $\Lambda_{\mathcal{C}}[X, Y]$  for the case in which  $\mathcal{C}^-[X, Y]$  is the shorter arc. We will mostly be interested in pockets for which  $\mathcal{C}$  is tangent to  $\partial\mathcal{P}$  at  $X$ .



**Figure 4.** Pockets.

We first prove the following simple property of pockets.

**Lemma 2.6** *A pocket cannot contain a unit circle.*

**Proof:** Any pocket is contained in an open strip of width 2 (see Figure 4c) which does not contain any circle of unit radius. Thus, there is no room for a unit circle in a pocket.  $\square$

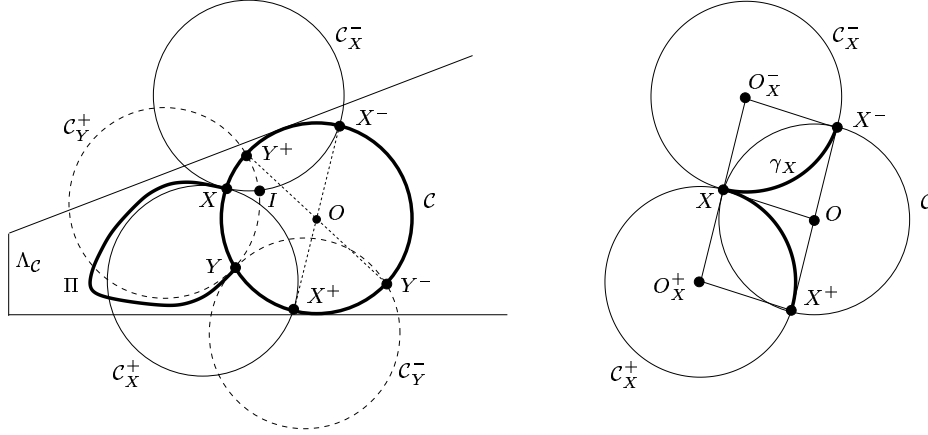
We prove the following lemma, which will be crucial for characterizing the optimal paths containing a strongly anchored  $C$ -segment.

**Lemma 2.7** *If a feasible path enters the interior of a pocket, then it cannot escape the pocket.*

---

<sup>2</sup>The *turning angle* of a convex polygonal chain is  $\sum_i(\pi - \theta_i)$ , where  $\theta_i$  is the interior angle at vertex  $i$ .

**Proof:** For a contradiction, let  $\Pi$  be a feasible path that enters the interior of a pocket  $\Lambda_C$  at  $X$  and escapes it at  $Y$ . See Figure 5. Let  $\mathcal{C}$  denote the circle defining the pocket  $\Lambda_C$ , and let  $\mathcal{D}$  be the closed disk whose boundary is  $\mathcal{C}$ . If  $\mathcal{C}$  intersects  $\mathcal{C}_X^+$  in exactly two points, let them be denoted by  $X$  and  $X^+$ . If  $\mathcal{C} = \mathcal{C}_X^+$ , let  $X^+$  denote the point on  $\mathcal{C}$  antipodal to  $X$ . If the intersection of the two circles consists of exactly one point, denote this point by  $X = X^+$ . We define  $X^-$ ,  $Y^+$  and  $Y^-$  similarly. Let  $O_X^+$ ,  $O_X^-$ , and  $O$  be the centers of the circles  $\mathcal{C}_X^+$ ,  $\mathcal{C}_X^-$ , and  $\mathcal{C}$ , respectively.



**Figure 5.** Illustration of the proof of Lemma 2.7.

We first prove that the segments  $X^+X^-$  and  $Y^+Y^-$  are diameters of  $\mathcal{C}$ . See Figure 5. The quadrilaterals  $O_X^+XOX^+$  and  $O_X^-XOX^-$  are parallelograms. (These parallelograms flatten to line segments when  $\mathcal{C}$  is equal to  $\mathcal{C}_X^+$  or  $\mathcal{C}_X^-$ , but then  $X^+X^-$  is a diameter of  $\mathcal{C}$  by definition.) Since the two parallelograms share the edge  $XO$ , and the edges  $O_X^+X$  and  $XO_X^-$  are collinear, the two parallelograms are congruent. Therefore,  $O$  is the middle point of the segment  $X^+X^-$ . Similarly,  $Y^+Y^-$  is also a diameter of  $\mathcal{C}$ .

Let  $\gamma_X$  be the union of the arcs of  $\mathcal{C}_X^+$  and  $\mathcal{C}_X^-$  in  $\mathcal{D}$ , i.e.,  $\gamma_X = (\mathcal{C}_X^+ \cup \mathcal{C}_X^-) \cap \mathcal{D}$ , and let  $\gamma_Y$  be defined similarly. The set  $\gamma_X$  is either equal to  $\mathcal{C}$  or consists of two unit radius circular arcs  $XX^-$  and  $XX^+$ ; similarly for  $\gamma_Y$ . The set  $\gamma_X$  belongs to  $\mathcal{D}$  and segments  $X^+X^-$  and  $Y^+Y^-$  are diameters of  $\mathcal{C}$ , thus  $\gamma_X$  separates (not necessarily strictly)  $Y^+$  and  $Y^-$  in  $\mathcal{D}$ . Since  $\gamma_Y$  also belongs to  $\mathcal{D}$ ,  $\gamma_X$  and  $\gamma_Y$  intersect, by the Jordan curve theorem.



First, note that the region  $\Lambda_{\mathcal{C}} \cup \mathcal{D}$  cannot contain any unit radius disk except  $\mathcal{D}$ ; this is because  $O$  is the only point in  $\Lambda_{\mathcal{C}} \cup \mathcal{D}$  that is distance at least 1 from the boundary of  $\Lambda_{\mathcal{C}} \cup \mathcal{D}$ .

Second, note that  $\Pi$  must be simple. Otherwise,  $\Pi$  would contain a simple, moderate subpath  $\Pi'$ , lying in  $\Lambda_{\mathcal{C}}$ , with equal initial and final locations. This contradicts Proposition 2.5, since by Lemma 2.6, a pocket cannot contain a unit disk.

Third, locations  $X$  and  $Y$  cannot be equal. Otherwise,  $\Pi$  would be simple, moderate and lying in  $\Lambda_{\mathcal{C}}$ , with equal initial and final locations. As before, this contradicts Proposition 2.5.

Now we describe how to obtain a path  $\Pi'$  that leads to a contradiction. Consider first the case in which  $\gamma_X$  and  $\gamma_Y$  each consist of two unit radius circular arcs  $XX^+$ ,  $XX^-$  and  $YY^+$ ,  $YY^-$ , respectively. Let  $I$  be the intersection point between  $\gamma_X$  and  $\gamma_Y$  that is the closest to  $X$  on  $\gamma_X$  (see Figure 5). This ensures that the circular arcs  $IX \subset \gamma_X$  and  $YI \subset \gamma_Y$  intersect only at  $I$ . Let  $\Pi'$  be the concatenation of the circular arc  $IX \subset \gamma_X$ , the path  $\Pi$ , and the circular arc  $YI \subset \gamma_Y$ . Path  $\Pi'$  is simple because  $\Pi$  is simple and the arcs  $IX$  and  $IY$  only intersect at  $I$ . Thus  $\Pi'$  is simple, moderate and contained in the region  $\Lambda_{\mathcal{C}} \cup \mathcal{D}$ , which does not contain any unit radius disk except  $\mathcal{D}$ . Thus, by Proposition 2.5,  $\Pi'$  encloses  $\mathcal{D}$ . It follows that the circular arcs  $IX$  and  $IY$  defining  $\Pi'$  cannot intersect the interior of  $\mathcal{D}$ . Thus, the arcs  $IX$  and  $IY$  are reduced to a point  $I = X = Y$ , a contradiction.

Consider now the case in which exactly one of  $\gamma_X$ ,  $\gamma_Y$  is equal to  $\mathcal{C}$ . Assume without loss of generality that  $\gamma_X = \mathcal{C}$  and  $\gamma_Y$  consists of two unit radius circular arcs  $YY^+$  and  $YY^-$ . See, for example, Figure 6a, b. Since  $\gamma_X = \mathcal{C}$ , circle  $\mathcal{C}$  is equal to  $\mathcal{C}_X^+$  or  $\mathcal{C}_X^-$ ; assume without loss of generality that  $\mathcal{C} = \mathcal{C}_X^+$ . Let  $I$  be the point in  $\gamma_X \cap \gamma_Y = \{Y^-, Y, Y^+\}$  such that  $\mathcal{C}^+[I, X]$  has minimum length. It follows that the arc  $\mathcal{C}^+[I, X]$  intersects the arc  $YI \subset \gamma_Y$  only at  $I$ . As before, we define  $\Pi'$  as the concatenation of  $\mathcal{C}^+[I, X]$ ,  $\Pi$  and  $YI$ , and again,  $\Pi'$  is simple, moderate and must enclose  $\mathcal{D}$ . It follows that the circular arc  $YI$  defining  $\Pi'$  cannot intersect the interior of  $\mathcal{D}$ , and thus  $I = Y$ . Thus path  $\Pi'$  is the concatenation of  $\mathcal{C}^+[I, X]$  and  $\Pi$ . Path  $\Pi$  lies in  $\Lambda_{\mathcal{C}}$ , and  $\Lambda_{\mathcal{C}} \cap \mathcal{D}$  is an arc of  $\mathcal{C}$  of length smaller than  $\pi$ . Thus, since  $\Pi'$  must enclose  $\mathcal{D}$ , the arc  $\mathcal{C}^+[I, X]$  is the big arc of  $\mathcal{C}$  joining  $I$  and  $X$ . Since  $Y^+Y^-$  is a diameter of  $\mathcal{C}$ , the arc  $\mathcal{C}^+[I, X]$  strictly contains  $Y^+$  or  $Y^-$ , contradicting the definition of  $I$ .

The remaining case is when both  $\gamma_X$  and  $\gamma_Y$  are equal to  $\mathcal{C}$ . Let  $\Pi'$  be the concatenation of  $\Pi$  and the arc  $XY$  of  $\mathcal{C}$  joining  $X$  to  $Y$  such that, if possible,  $\Pi'$  is moderate everywhere (see, for example, Figure 6c), or if not possible,  $XY$  is the short arc (see Figure 6d). In the first case,  $\Pi'$  encloses at least two unit radius disks

by Proposition 2.5, contradicting the fact that  $\Lambda_C \cup \mathcal{D}$  contains  $\Pi'$  and only one unit radius disk  $\mathcal{D}$ . In the second case,  $\Pi'$  encloses one unit radius disk by Proposition 2.5, and lies in  $\Lambda_C$  because the short arc of  $\mathcal{C}$  joining  $X$  and  $Y$  lies in  $\Lambda_C$ . Thus,  $\Lambda_C$  contains a unit disk, contradicting Lemma 2.6.  $\square$

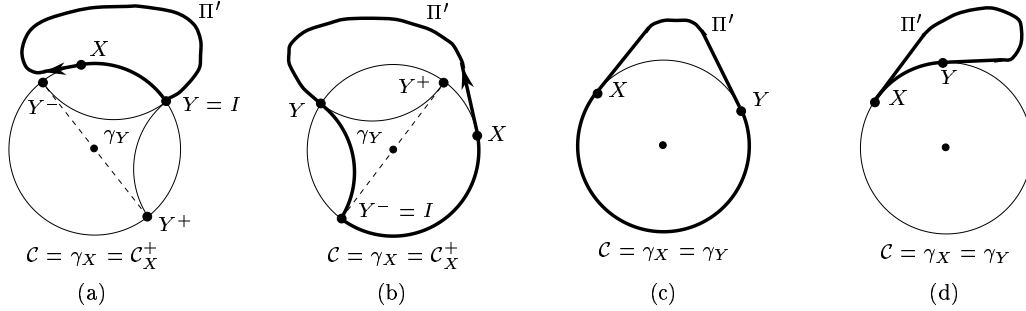


Figure 6. Illustration of the proof of Lemma 2.7.

### 3 Classification of Optimal Paths

The goal of this section is to prove the first of our main results, namely a detailed characterization of optimal paths in convex polygons. We show that any optimal path is of type  $C_I C S C C C F$  or a subsequence of this form. However, not every subsequence of the above sequence can form an optimal path. The following theorem gives a more refined description of optimal path types. Recall that a segment has non-zero length by definition. In the following, we use  $\cdot$  to denote a subpath of zero length.

**Theorem 3.1** *An optimal path  $\Pi$  inside  $\mathcal{P}$  either is a Dubins path or is one of the types listed below. Except in case (B.i), all the  $C$ -segments labeled  $\bar{C}$  are strongly anchored.*

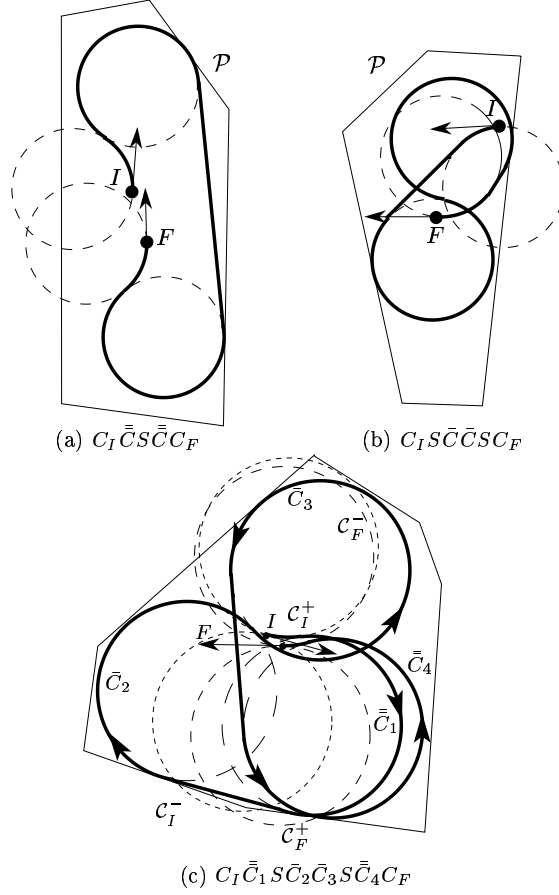
(A) *If  $\Pi$  has no nonterminal  $CC$  subpath, then  $\Pi$  is one of the following types:*

(A.i)  $\Pi_I S \bar{C} S \Pi_F$  where  $\Pi_I \in \{C_I, \cdot\}$  and  $\Pi_F \in \{C_F, \cdot\}$  (see Figure 4b),

(A.ii)  $\Pi_I S \Pi_F$  where  $\Pi_I \in \{C_I \bar{C}, C_I, \cdot\}$  and  $\Pi_F \in \{\bar{C} C_F, C_F, \cdot\}$  (see Figure 7a).

(B) *If  $\Pi$  has a nonterminal  $CC$  subpath, then  $\Pi$  is one of the following types:*

- (B.i)  $C_I \bar{C} \bar{C} C_F$  or  $C_I \bar{C} C C_F$ ,
- (B.ii)  $\Pi_I S \bar{C} C C_F$  or  $C_I \bar{C} \bar{S} \Pi_F$  where  $\Pi_I \in \{C_I, \cdot\}$  and  $\Pi_F \in \{C_F, \cdot\}$ ,
- (B.iii)  $\Pi_I \bar{C} \bar{C} \Pi_F$  where  $\Pi_I \in \{C_I \bar{C} S, C_I S, C_I, S\}$  and  $\Pi_F \in \{S \bar{C} C_F, S C_F, C_F, S\}$   
 (see Figures 7b, c).



**Figure 7.** Examples of shortest paths.

**Remark 3.2** We informally checked by a case analysis on figures that for the polygon and configurations  $I$  and  $F$  showed in Figure 7c, no path of type (A) or (B) is feasible except paths of type  $C_I C S \bar{C} \bar{C} S C C_F$ . This leads us to believe that the type  $C_I C S \bar{C} \bar{C} S C C_F$ , having eight segments, does occur as an optimal path type.

The proof of Theorem 3.1 is based on the following lemmas.

**Lemma 3.3** (Agarwal, Raghavan and Tamaki [1]) *An optimal path has at most one nonterminal CC subpath. Moreover, any nonterminal C-segment that precedes (resp. follows) a  $C_1C_2$  subpath is oriented the same way as  $C_1$  (resp.  $C_2$ ).*

Next, we state a lemma, which we prove in Appendix B.

**Lemma 3.4** (i) *If an optimal path has a subpath of type SCS, then the C-segment in that subpath is strongly PP-anchored.*

(ii) *If an optimal path has a subpath of type  $C_1C_2C_3S$  (or  $SC_3C_2C_1$ ) so that the C-segment  $C_2$  does not touch  $\partial\mathcal{P}$ , then  $C_3$  is strongly PP-anchored (see Figure 16).*

We next characterize some optimal paths that contain a strongly anchored C-segment.

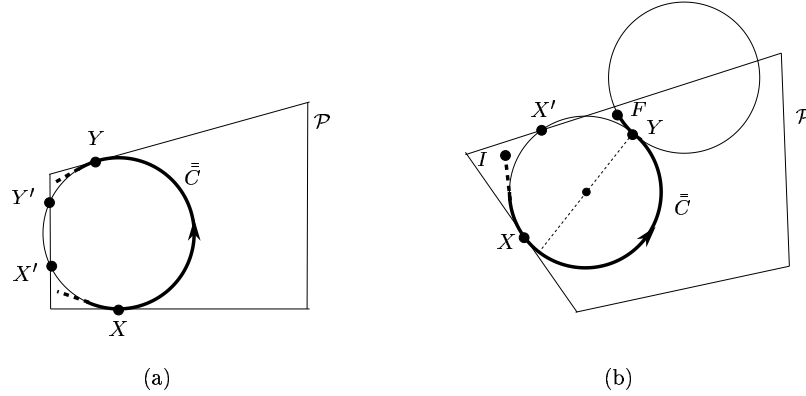
**Lemma 3.5** (i) *If an optimal path  $\Pi$  contains a strongly PP-anchored C-segment  $\bar{C}$ , then  $\Pi = \Pi_I\bar{C}\Pi_F$ , where  $\Pi_I$  and  $\Pi_F$  lie in some pockets defined by  $\bar{C}$ .*

(ii) *If an optimal path  $\Pi$  contains a strongly PC-anchored C-segment  $\bar{C}$  whose supporting circle is not free, then  $\Pi$  is of type  $C_I\bar{C}\Pi_F$  or  $\Pi_I\bar{C}C_F$ , where  $\Pi_I$  and  $\Pi_F$  lie in some pockets defined by  $\bar{C}$ .*

**Proof:** In case (i), the segment  $\bar{C}$  is strongly PP-anchored, so it is tangent to  $\partial\mathcal{P}$  at two points. Let  $X$  be the first tangent point encountered along  $\bar{C}$ , and let  $Y$  be the second tangent point. See Figure 8a. By the general-position assumption,  $\bar{C}$  does not touch  $\partial\mathcal{P}$  at any point other than  $X$  and  $Y$ . Without loss of generality, let  $\bar{C}$  be oriented counterclockwise. Let  $\bar{C}$  be its supporting circle and define  $X'$  as the first point of intersection between  $\bar{C}$  and  $\partial\mathcal{P}$  encountered moving clockwise along  $\bar{C}$  from  $X$ . Notice that  $X'$  always exists and belongs to  $\bar{C}^-(X, Y)$ .

Segment  $\bar{C}$  is strongly anchored, so  $\|\Pi[X, Y]\| = \|\bar{C}^+[X, Y]\| > \pi$ . Point  $X'$  is on the short arc  $\bar{C}^+[Y, X]$ , so  $\|\bar{C}^+[X', X]\| < \pi$ . The turning angle of  $\partial\mathcal{P}^+[X, Y]$  is equal to  $\psi(Y) - \psi(X) \pmod{2\pi}$  which, in turn, is equal to  $\|\Pi[X, Y]\| > \pi$ . The total turning angle around  $\partial\mathcal{P}$  is  $2\pi$ , so the turning angle of  $\partial\mathcal{P}^+[X', X] < \pi$ . Finally,  $\bar{C}$  is tangent to  $\partial\mathcal{P}$  at  $X$  so  $\bar{C}^+[X', X]$  lies inside the polygon. Thus, arc  $\bar{C}^+[X', X]$  forms the pocket  $\Lambda_{\bar{C}}[X', X]$ .

The pocket  $\Lambda_{\bar{C}}[X', X]$  contains  $\Pi_I[X, X]$ , and thus  $\Pi_I$ , by Lemma 2.7. Indeed, otherwise, the path  $\Pi_I$  contains  $\bar{C}^+[X', X]$  and  $\partial\mathcal{P}$  is tangent to  $\bar{C}$  at  $X'$ . This contradicts either the optimality of  $\Pi$  (if  $X' = Y$ ), or the fact that  $X$  is the first tangent point between  $\bar{C}$  and  $\partial\mathcal{P}$ , encountered along  $\Pi$  (if  $X' \neq Y$ ).



**Figure 8.** Illustration of the proof of Lemma 3.5. In (a), an optimal path containing a strongly  $\mathcal{PP}$ -anchored  $C$ -segment must start and end in a pocket.

Similarly,  $\Pi_F$  is contained in a pocket  $\Lambda_{\bar{C}}[Y, Y']$ , where  $Y'$  is the first point of intersection between  $\bar{C}$  and  $\partial\mathcal{P}$  encountered moving counterclockwise along  $\bar{C}$  from  $Y$ .

For the case (ii), we assume that  $\Pi = \Pi_I \bar{C} C_F$ . The case in which  $\Pi = C_I \bar{C} \Pi_F$  is symmetrical. Let  $X$  be the first point along  $\bar{C}$  that is tangent to  $\partial\mathcal{P}$ , and let  $Y$  be the last point of  $\bar{C}$ . See Figure 8b. Then the proof is exactly the same as in (i), once noted that  $X'$  always exists on  $\bar{C}^-(X, Y]$  because  $\bar{C}$  is not free by assumption.  $\square$

**Lemma 3.6** *Let  $\Pi$  be an optimal path that contains a subpath of type  $C_1 S \bar{C}$  or  $\bar{C} S C_1$ , where  $\bar{C}$  is either a strongly  $\mathcal{PP}$ -anchored  $C$ -segment, or a strongly  $\mathcal{PC}$ -anchored  $C$ -segment whose supporting circle is not free. Then  $C_1$  is terminal.*

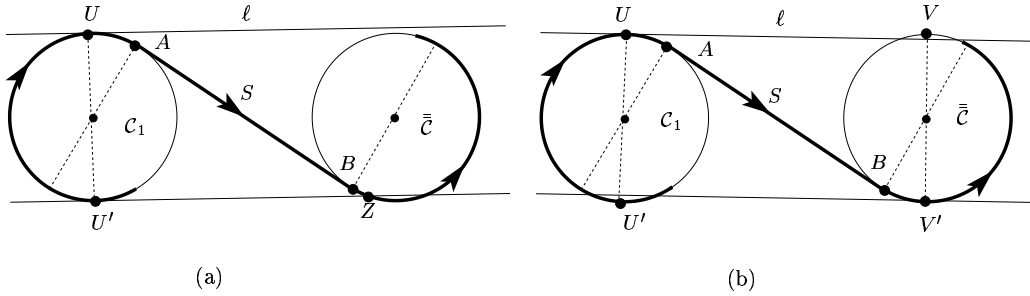
**Proof:** We consider the case in which  $\Pi$  contains a subpath of type  $C_1 S \bar{C}$ ; the case of a subpath of type  $\bar{C} S C_1$  is symmetrical. Suppose that  $C_1$  is not terminal. If  $\bar{C}$  is strongly  $\mathcal{PP}$ -anchored or a strongly  $\mathcal{PC}$ -anchored whose supporting circle is not free, then  $\bar{C}$  defines one or more pockets. By Lemma 3.5,  $C_1$  belongs to one of the pocket defined by  $\bar{C}$ , say  $\Lambda_{\bar{C}}$ .

We claim that the circle  $\mathcal{C}_1$  supporting the  $C$ -segment  $C_1$  is not free. Indeed, otherwise, there would exist a feasible path that enters  $\Lambda_{\bar{C}}$  on  $\mathcal{C}_1$  (since no circle of unit radius is entirely contained in a pocket by Lemma 2.6) and escapes the pocket on  $\bar{C}$ , contradicting Lemma 2.7.

Since  $C_1$  is not terminal, its length is greater than  $\pi$ , by Lemma 2.3(i). The length of  $\bar{C}$  is also greater than  $\pi$  because anchored circles are not terminal by definition.

Suppose first that the  $C$ -segments  $C_1$  and  $\bar{C}$  have the same orientation along  $\Pi$ . Since the lengths of  $C_1$  and  $\bar{C}$  are greater than  $\pi$ , the convex hull of  $C_1$  and  $\bar{C}$  contains  $C_1$ . By convexity of  $\mathcal{P}$ , the convex hull of  $C_1$  and  $\bar{C}$ , and thus  $C_1$ , lies inside  $\mathcal{P}$ , which contradicts the above claim that  $C_1$  is not free.

Suppose now that the  $C$ -segments  $C_1$  and  $\bar{C}$  have opposite orientation along  $\Pi$  (see Figure 9). Let  $A$  and  $B$  be the first and last point of the  $S$ -segment, respectively, in the subpath  $C_1 S \bar{C}$ . Let  $U$  be the last tangent point along  $\Pi$  between  $C_1$  and  $\partial\mathcal{P}$ , and let  $U'$  be the point antipodal to  $U$  on  $C_1$ . By Lemma 2.4,  $U'$  belongs to  $C_1$ . Note that the arc on  $C_1$  joining  $U'$  and  $A$  is longer than  $\pi$ . Let  $\ell$  be the line tangent to  $C_1$  at  $U$ ;  $\ell$  contains an edge of  $\mathcal{P}$ .



**Figure 9.** Illustration of the proof of Lemma 3.6.

If  $\ell$  does not intersect  $\bar{C}$ , then the line tangent to  $C_1$  at  $U'$  intersects the subpath  $S\bar{C}$  at a point  $Z$  (see Figure 9a). It follows that the convex hull of  $\Pi[U', Z]$  contains  $C_1$ . Thus,  $C_1$  is free, again contradicting the claim that  $C_1$  is not free. On the other hand, if  $\ell$  intersects  $\bar{C}$ , then let  $V, V' \in \bar{C}$  such that  $\overrightarrow{VV'} = \overrightarrow{UU'}$  (see Figure 9b). Points  $B$  and  $V$  lie on opposite sides of  $\ell$ , and  $\mathcal{P}$  lies in one of the halfplanes bounded by  $\ell$ . Since  $B \in \Pi \subset \mathcal{P}$ , we conclude that  $V \notin \mathcal{P}$ . Recall that  $\|\bar{C}\| \geq \pi$ , therefore  $V' \in \bar{C}$ . The point on  $\bar{C}$  that is antipodal to the last point of  $\bar{C}$  lies on  $\Pi[B, V']$ . Thus, by Lemma 2.4 applied on the reversed path of  $\Pi$ ,  $\bar{C}$  is tangent to  $\partial\mathcal{P}$  at a point on  $\Pi[B, V']$ . Since the line tangent to  $\bar{C}$  at  $V'$  separates  $U'$  and  $A$ , any line tangent to  $\Pi[B, V']$  separates  $U'$  and  $A$ . Thus,  $U' \notin \mathcal{P}$ , which in turn implies that  $U' \notin C_1$ , thereby contradicting the claim that  $U' \in C_1$ .  $\square$

We now prove Theorem 3.1.

**Proof of Theorem 3.1:** The proof proceeds by considering how a nonterminal  $C$ -segment may appear in  $\Pi$ . If there is no nonterminal  $C$ -segment in  $\Pi$ , then  $\Pi$  is of type  $C_I S C_F$  or a substring thereof, i.e.,  $\Pi$  is a Dubins path.

Assume now that there is a nonterminal  $C$ -segment in  $\Pi$ . Then such a segment belongs to a subpath of  $\Pi$  of type either  $SCS$  or  $CC$ . Suppose  $\Pi$  contains a subpath of type  $SCS$ . By Lemma 3.4, the  $C$ -segment in  $SCS$  must be strongly  $\mathcal{PP}$ -anchored. Thus, by Lemma 3.6,  $\Pi$  is of type  $C_I S \bar{C} S C_F$ , or substrings (containing  $S \bar{C} S$ ) thereof. In other words,  $\Pi$  is of type (A.i).

If  $\Pi$  contains a nonterminal  $C$ -segment but not a subpath of type  $SCS$ , we know it must contain a subpath of type  $CC$ . There are two cases to consider, depending on whether the  $CC$  subpath is terminal.

*Case 1:*  $\Pi$  does not contain any nonterminal subpath of type  $CC$ . Thus, one of the  $C$ -segments in any  $CC$  subpath must be a terminal segment. Either  $\Pi$  is of type  $C_I C_F$  or  $C_I C C_F$ , or any nonterminal  $C$ -segment of  $\Pi$  is also adjacent to an  $S$ -segment.  $\Pi$  must then be of type  $C_I C S C C_F$ , or any substring thereof containing  $S$  and a terminal  $CC$ . By Lemma 2.4, the nonterminal  $C$ -segments are strongly  $\mathcal{PC}$ -anchored. All these types of paths are thus either Dubins paths or of type (A.ii).

*Case 2:*  $\Pi$  contains a nonterminal subpath of type  $CC$ . By Lemma 3.3, it is the unique nonterminal  $CC$  subpath in  $\Pi$ . Thus  $\Pi$  has the form  $\Pi_I C C \Pi_F$ , where  $\Pi_I, \Pi_F$  do not contain a nonterminal subpath of type  $CC$ . Thus, any nonterminal  $C$ -segment in  $\Pi_I$  must be followed by an  $S$ -segment, otherwise  $\Pi_I C C$  will contain a nonterminal  $CCC$  subpath, which contradicts the optimality of  $\Pi$  (Lemma 2.3(iii)). Furthermore, since we have no  $SCS$  subpath in  $\Pi$ , a nonterminal  $C$  segment must be preceded by a terminal  $C$ -segment. This means  $\Pi_I = C_I C S$  or a subsequence of it. The subsequence cannot not be empty, for otherwise the middle  $CC$  subpath would be terminal; nor can it be simply  $CC$ , as noted above. Thus,  $\Pi_I \in \{C_I C S, C_I S, C_I, S\}$ . Similarly,  $\Pi_F \in \{S C C_F, S C_F, C_F, S\}$ .

If  $\Pi_I = C_I C S$  or  $\Pi_F = S C C_F$ , then the nonterminal  $C$ -segment in  $\Pi_I$  or  $\Pi_F$  is strongly anchored by Lemma 2.4.

If both  $\Pi_I$  and  $\Pi_F$  contain an  $S$ -segment, then the nonterminal  $CC$  subpath in  $\Pi$  is preceded and followed by an  $S$ -segment. Thus, both  $C$ -segments of the nonterminal  $CC$  subpath in  $\Pi$  touch  $\partial\mathcal{P}$ . Indeed, otherwise  $\Pi$  contains a subpath of type  $SCC$  or  $CCS$  that does not touch  $\partial\mathcal{P}$ , which contradicts Lemma 2.2. Hence, if both  $\Pi_I$  and  $\Pi_F$  contain an  $S$ , then  $\Pi$  is of type (B.iii).

If neither  $\Pi_I$  nor  $\Pi_F$  contains an  $S$ -segment, then the path is of type  $C_I C C C_F$ . By Lemma 2.2, one of the nonterminal  $C$ -segments must touch  $\partial\mathcal{P}$ . This  $C$ -segment is also tangent to a terminal circle and is therefore  $\mathcal{PC}$ -anchored. Thus the path is

of type (B.i). Note that if both nonterminal  $C$ -segments touch  $\partial\mathcal{P}$ , then the path is of type  $C_I\bar{C}\bar{C}C_F$  which can be considered as type (B.i) or (B.iii).

The last case to consider is when exactly one of  $\Pi_I$  or  $\Pi_F$  contains an  $S$ -segment. Say  $\Pi_I = C_I$  and  $\Pi_F \neq C_F$ . The path has form  $C_I C_1 C_2 \Pi_F$  where  $\Pi_F$  starts with an  $S$ -segment. We know that  $C_2$  must touch  $\partial\mathcal{P}$  by Lemma 2.3(ii). If  $C_1$  also touches  $\partial\mathcal{P}$ , then the path  $\Pi$  is of type (B.iii). Otherwise, if  $C_1$  does not touch  $\partial\mathcal{P}$ , then by Lemma 3.4(ii),  $C_2$  must be strongly  $\mathcal{PP}$ -anchored. Lemma 3.6 then restricts the path  $\Pi$  to be of type (B.ii). Similarly, if  $\Pi_I \neq C_I$  and  $\Pi_F = C_F$ , the path  $\Pi$  is of type (B.ii) or (B.iii).  $\square$

## 4 A Simple Algorithm

Theorem 3.1 can be used to obtain the following simple algorithm for computing an optimal path inside  $\mathcal{P}$ . We enumerate candidate paths of types described in Theorem 3.1. Our candidate set is guaranteed to contain an optimal path, if any exist. For each such path, we check whether it is feasible, and if so, compute its length. Finally, we either return the shortest feasible path, or report that no feasible path exists.

In order to determine whether a path is feasible, we rely on the circle-shooting data structure by Cheng *et al.* [8] that preprocesses  $\mathcal{P}$  in  $O(n \log n)$  time into a linear-size data structure that makes it possible to determine in  $O(\log n)$  time whether a given circular arc of unit radius intersects  $\partial\mathcal{P}$ . This immediately implies the following lemma.

**Lemma 4.1**  *$\mathcal{P}$  can be preprocessed in  $O(n \log n)$  time into a linear-size data structure that enables us to determine in  $O(m \log n)$  time whether a given path consisting of  $m$   $C$ - and  $S$ -segments is feasible.*

To bound the running time of this simple algorithm, we must count the number of candidate paths to check. We note that once a path type is given, and the supporting circles for  $C$ -segments are known, there are  $O(1)$  candidate paths. These are determined by the choices of the orientations for the  $C$ -segments. Hence, we are interested in the number of possible supporting circles for each path type. Note that there may be  $\Omega(n^2)$   $\mathcal{PP}$ -anchored circles (see Appendix C.1) and  $\Omega(n)$   $\mathcal{PC}$ -anchored circles.

There are  $O(1)$  Dubins path candidates. For paths of type (A.i) and (B.ii), once the  $\mathcal{PP}$ -anchored circle is chosen, there are  $O(1)$  choices for other supporting circles,



and hence  $O(1)$  candidate paths. Since there are  $O(n^2)$   $\mathcal{PP}$ -anchored circles, there are  $O(n^2)$  candidate paths for these two path types.

A path of type (A.ii) may have up to two  $\mathcal{PC}$ -anchored segments. Once their supporting circles are chosen, there are  $O(1)$  path candidates. There are  $O(n)$  potential  $\mathcal{PC}$ -anchored circles. If both anchored segments are present, we have  $O(n^2)$  paths to check; otherwise, we have only  $O(n)$ . Paths of type (B.i) are also determined by a  $\mathcal{PC}$ -anchored circle; hence there are  $O(n)$  of them.

Paths of type (B.iii), i.e., of type  $C_I \bar{C}_1 S \bar{C}_2 \bar{C}_3 S \bar{C}_4 C_F$ , present a special problem. If we know the supporting circles of the  $\bar{C}\bar{C}$  subpath, the rest of the path is determined by a pair of  $\mathcal{PC}$ -anchored circles  $\mathcal{C}_1, \mathcal{C}_4$ , for which there are  $O(n^2)$  possibilities. Unfortunately, there is an infinite family of supporting circles for the  $\bar{C}\bar{C}$  subpath. The following result by Boissonnat and Lazard [5] allows us to consider only a finite set of  $\bar{C}\bar{C}$  subpaths.

**Lemma 4.2** (Boissonnat and Lazard [5]) *Given two configurations  $X$  and  $Y$ , and two edges  $e, e'$  of  $\mathcal{P}$ , we can compute<sup>3</sup> in  $O(1)$  time a finite set of paths from  $X$  to  $Y$  of type  $C_1 S \bar{C}_2 \bar{C}_3 S C_4$ , where  $\bar{C}_2$  and  $\bar{C}_3$  are tangent to edges  $e$  and  $e'$ , respectively. This set contains all optimal paths from  $X$  to  $Y$  of type  $C_1 S \bar{C}_2 \bar{C}_3 S C_4$ .*

Given a pair of edges  $e, e'$  and a pair of  $\mathcal{PC}$ -anchored circles  $\mathcal{C}_1, \mathcal{C}_4$ , tangent to  $C_I$  and  $C_F$ , respectively, we choose  $X$  to be the configuration determined by the intersection of  $C_I$  and  $\mathcal{C}_1$  and  $Y$  to be the configuration determined by  $C_F$  and  $\mathcal{C}_4$ . By the above lemma, we can compute in  $O(1)$  time a constant number of candidate paths for this pair of edges and anchored circles. Doing this for all possible pairs of edges  $(e, e')$ , and pairs of  $(\mathcal{C}_1, \mathcal{C}_4)$ , we determine  $O(n^4)$  path candidates of type (B.iii) in  $O(n^4)$  time.

In summary, the simple algorithm examines  $O(n^4)$  candidate paths, and for each, spends  $O(\log n)$  time checking feasibility, by Lemma 4.1 with  $m \leq 8$ . Therefore, the overall running time is  $O(n^4 \log n)$ .

**Proposition 4.3** *Given a convex polygon  $\mathcal{P}$ , an initial configuration  $I$ , and a final configuration  $F$ , an optimal path from  $I$  to  $F$  inside  $\mathcal{P}$  can be computed in time  $O(n^4 \log n)$ .*

---

<sup>3</sup>The computation is performed by solving four algebraic systems of three equations in three indeterminates.

## 5 An Efficient Algorithm

In this section we prove additional properties of optimal paths that significantly reduce the number of candidates to examine. We have already shown that we need to consider only  $O(1)$  Dubins paths and  $O(n)$  candidates for paths of type (B.i). We will show that it suffices to consider only  $O(1)$  candidate paths of type (A.i) and (B.ii),  $O(n)$  candidate paths of type (A.ii), and  $O(n^2)$  candidate paths of type (B.iii).

### 5.1 Computing paths of type (A.i) and (B.ii)

The paths of types (A.i) and (B.ii) contain a strongly  $\mathcal{PP}$ -anchored  $C$ -segment  $\bar{C}$ . The circle  $\bar{C}$  supporting  $\bar{C}$  defines one or two pockets that contain a point of tangency of  $\bar{C}$  with  $\partial\mathcal{P}$  (see Figures 4b and 8). By Lemma 2.7, we know that  $I$  and  $F$  must belong to these pockets. The following lemma, which we prove in Appendix C.2, states that there exists at most two circles with these properties, and that they can be computed efficiently. Note that if we do not use the information that  $I$  and  $F$  belong to the pockets, then there are  $\Theta(n^2)$  candidate circles for  $\bar{C}$  (see Section C.1).

**Lemma 5.1** *For a fixed pair of location  $I, F$ , there exists at most two  $\mathcal{PP}$ -anchored circles that can appear in an optimal path from  $I$  to  $F$ , and they can be computed in  $O(n)$  time.*

By the above lemma, we can compute, in  $O(n)$  time, a set of  $O(1)$  candidate paths of types (A.i) and (B.ii). The candidate paths may be checked for feasibility in  $O(\log n)$  time. Therefore:

**Lemma 5.2** *An optimal path of type (A.i) or (B.ii) can be computed in  $O(n)$  time.*

### 5.2 A monotonicity property of CCSC paths

Subpaths of type  $CCSC$  occur in both (A.ii) and (B.iii) path types. In this subsection, we ignore the polygon  $\mathcal{P}$  and study paths from  $X$  to  $Y$  of type  $C_1C_2SC_3$ , with specified orientations on  $C_1$  and  $C_3$ ; the orientation of  $C_1$  fixes the orientation of  $C_2$ , namely if  $C_1$  is clockwise (resp. counterclockwise) oriented, then  $C_2$  is counterclockwise (resp. clockwise) oriented.

The positions of circles  $\mathcal{C}_1$  and  $\mathcal{C}_3$ , supporting  $C_1$  and  $C_3$  respectively, are fixed while the position of circle  $\mathcal{C}_2$  is determined by  $M$ , its tangent point with  $\mathcal{C}_1$ . The orientations of these three circles are fixed by the orientations of the corresponding

$C$ -segments. The  $S$ -segment is determined by the appropriate tangent line, given the orientations on  $C_2$  and  $C_3$ . This tangent, if it exists, is unique.

For each  $M \in \mathcal{C}_1$ , there is at most one path  $\Pi(M)$  from  $X$  to  $Y$  of type  $C_1C_2SC_3$  with the specified orientations on the  $C_1$ - and  $C_3$ -segments. We are interested in how the path length  $\|\Pi(M)\|$  changes as  $M$  moves along  $\mathcal{C}_1$ , in the same direction as the segment  $C_1$ .

For certain positions of  $M$ , one or more of the segments of  $\Pi(M)$  may vanish. For example, when  $M = X$ , the length of the first segment  $C_1$  changes discontinuously from  $2\pi$  to 0. At such points the path length may change discontinuously, so these positions of  $M$  are called *singular points* of  $\Pi(M)$ .

**Lemma 5.3** *Given two configurations  $X$  and  $Y$ , the paths  $\Pi(M)$  of type  $C_1C_2SC_3$  from  $X$  to  $Y$  with specified orientations on the  $C_1$ - and  $C_3$ -segments admit at most six singular points, and their locations can be computed in  $O(1)$  time.*

**Proof:** We enumerate the possibilities for a segment to vanish in the paths  $\Pi(M)$ . Figure 10 illustrates the six singular points in a path of type  $C_1^+C_2^-SC_3^+$ .

Segment  $C_1$  vanishes if and only if  $M = X$ , so  $X$  is the only singular point such that  $C_1$  vanishes.

Segment  $C_2$  vanishes if and only if the path type degenerates to  $C_1SC_3$ . Then, the point  $M$  on  $\mathcal{C}_1$  is also on the  $S$ -segment. Since there is at most one  $S$ -segment tangent to  $\mathcal{C}_1$  and  $\mathcal{C}_3$  that respects their specified orientations, there is at most one singular point  $M_1 \in \mathcal{C}_1$  such that  $C_2$  vanishes.

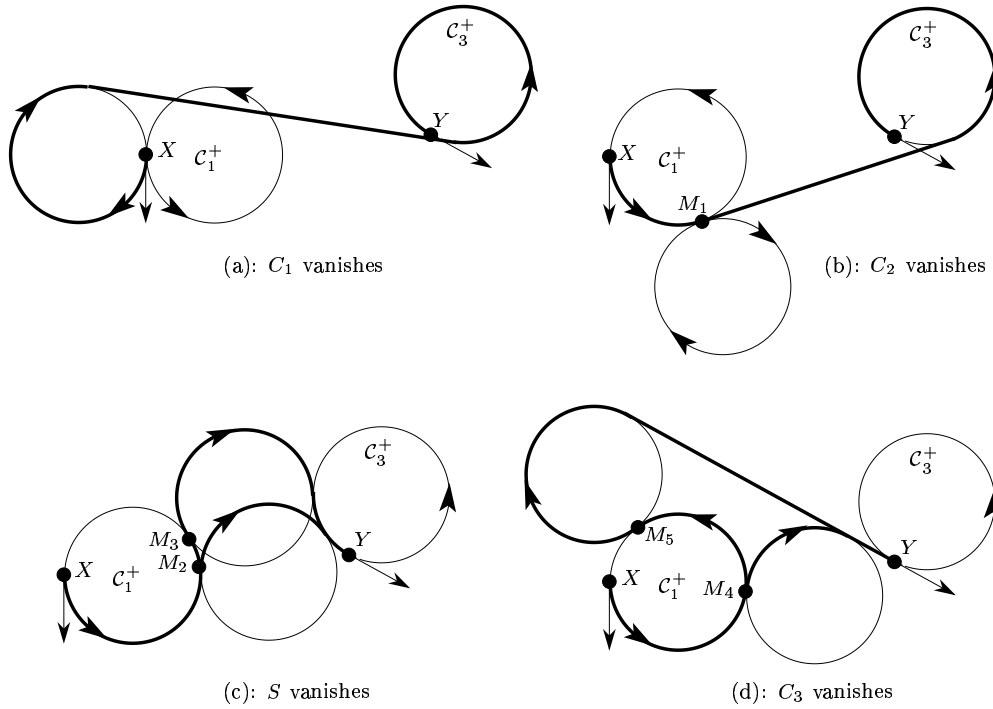
Segment  $S$  vanishes if and only if the path type degenerates to either  $C_1C_2C_3$  if  $C_2$  and  $C_3$  have opposite orientations, or  $C_1C_2$  otherwise. Thus, there are at most two singular points  $M_2, M_3 \in \mathcal{C}_1$  (common point of  $\mathcal{C}_1$  and  $\mathcal{C}_2$ ) such that  $S$  vanishes.

Segment  $C_3$  vanishes if and only if the path type degenerates to  $C_1C_2S$ . This means that  $L_Y$ , the line passing through the configuration  $Y$ , is tangent to  $\mathcal{C}_2$ . There are at most two circles  $\mathcal{C}_2$  tangent to  $\mathcal{C}_1$  and  $L_Y$  that respect the orientations of  $\mathcal{C}_1$  and  $L_Y$ . Thus, there are at most two singular points  $M_4, M_5$  such that  $C_3$  vanishes.

In total, there are no more than six singular points, and they can clearly be computed in  $O(1)$  time.  $\square$

The following technical lemma is proved in Appendix D.

**Lemma 5.4**  *$\|\Pi(M)\|$  strictly increases as  $M$  moves along the oriented circle  $\mathcal{C}_1$  between singular points, except when  $\mathcal{C}_1$  and  $\mathcal{C}_3$  are identical with the same orientation in which case  $\|\Pi(M)\|$  is constant as  $M$  moves between singular points.*



**Figure 10.** Paths of type  $C_1^+ C_2^- S C_3^+$  from  $X$  to  $Y$  and the six singular points  $X$ ,  $M_1$ ,  $M_2$ ,  $M_3$ ,  $M_4$ , and  $M_5$  on  $C_X^+$ .

### 5.3 Computing type (A.ii) paths

As mentioned in Section 4, we can compute in  $O(n \log n)$  time the feasible candidates of type (A.ii) paths with at most one  $\mathcal{PC}$ -anchored segment. If the path is of type  $C_I \bar{C} S \bar{C} C_F$ , a naive analysis gives  $O(n^2)$  candidates to check. Using Lemma 5.4, we reduce the number of candidates to  $O(n)$  and compute them in  $O(n \log n)$  time, as follows.

Fix the orientations of the terminal  $C$ -segments, and let  $\mathcal{C}_I$  and  $\mathcal{C}_F$  denote the circles supporting  $C_I$  and  $C_F$ , respectively. Let us assume that  $\mathcal{C}_I$  is counterclockwise oriented. Let  $\mathcal{K}_I$  be the sequence of  $\mathcal{PC}$ -anchored circles that touch  $\mathcal{C}_I$  and that are free, sorted by their tangent points with  $\mathcal{C}_I$ . The set  $\mathcal{K}_F$  is defined analogously for  $\mathcal{PC}$ -anchored circles tangent to  $\mathcal{C}_F$ . The sets  $\mathcal{K}_I$  and  $\mathcal{K}_F$  can be computed in  $O(n \log n)$  time, and they have  $O(n)$  elements.

By Lemma 3.6, the circles  $\bar{C}_1$  and  $\bar{C}_2$  supporting the  $\bar{C}$ -segments in an optimal path  $\Pi$  of type  $C_I\bar{C}_1S\bar{C}_2C_F$  are free (otherwise,  $\bar{C}_1$  or  $\bar{C}_2$  would be a terminal  $C$ -segment). Therefore, the  $\bar{C}_1$ -segment of  $\Pi$  lies on a circle of  $\mathcal{K}_I$ , and the  $\bar{C}_2$ -segment lies on a circle of  $\mathcal{K}_F$ . Suppose  $C_2 \in \mathcal{K}_F$  supports the  $\bar{C}_2$ -segment of  $\Pi$ . This fixes the terminal configuration of the subpath  $C_I\bar{C}_1S\bar{C}_2$ . By Lemma 5.3, there are at most six singular points, say,  $\Sigma_0 = I, \dots, \Sigma_5$ , on  $C_I$  with respect to  $C_2$ , sorted in the counterclockwise direction.

For  $0 \leq i \leq 5$ , let  $\mathcal{K}_I(i) \subseteq \mathcal{K}_I$  be the contiguous subsequence of circles that touch  $C_I$  at a point in the arc  $C_I[\Sigma_i, \Sigma_{i+1}]$ . By Lemma 5.4, only the first circle of  $\mathcal{K}_I(i)$  is a candidate for  $C_1$ . Hence, at most six circles in  $\mathcal{K}_I$  are candidates for  $C_1$ . For each  $0 \leq i \leq 5$ , by performing a binary search on  $\mathcal{K}_I$ , we can find, in  $O(\log n)$  time, the first circle of  $\mathcal{K}_I$  whose tangent point with  $C_I$  lies after  $\Sigma_i$  in the counterclockwise direction. Obviously, this is the first circle of  $\mathcal{K}_I(i)$ . We can therefore compute in  $O(\log n)$  time at most six candidate paths for a fixed  $C_2 \in \mathcal{K}_F$ . By examining each  $C_2 \in \mathcal{K}_F$  in turn, we compute  $O(n)$  candidate paths in  $O(n \log n)$  time. We repeat a similar procedure for all possible orientations of  $C_I$  and  $C_F$ . We can therefore conclude the following.

**Lemma 5.5** *An optimal path of type (A.ii) can be computed in  $O(n \log n)$  time.*

#### 5.4 Computing type (B.iii) paths

Let  $\Pi$  be an optimal path of the form  $\Pi_I\bar{C}_2\bar{C}_3\Pi_F$ , i.e., of type (B.iii). Suppose we know the edges  $e, e'$  that are tangent to  $\bar{C}_2$  and  $\bar{C}_3$ , respectively.

If  $\Pi$  does not contain any  $\bar{C}$ -segment in  $\Pi_I$  or  $\Pi_F$ , then  $\Pi$  is of type  $C_I S\bar{C}_2\bar{C}_3 S C_F$ . We can compute  $\Pi$  in  $O(\log n)$  time using Lemmas 4.1 and 4.2.

Next, consider the case in which  $\Pi_I$  and  $\Pi_F$  each contains a  $\bar{C}$ -segment, i.e.,  $\Pi$  is of type  $C_I\bar{C}S\bar{C}_2\bar{C}_3S\bar{C}C_F$ . We show that, given  $e$  and  $e'$ , we can compute, in  $O(\log n)$  time, a set of  $O(1)$  candidate circles that contains the  $\bar{C}$ -segments of  $\Pi$ . Given this set, we can compute in  $O(\log n)$  time the shortest feasible path of the above type, using Lemmas 4.1 and 4.2. Thus, by considering all  $\Theta(n^2)$  pairs of edges of  $\mathcal{P}$ , we can compute in  $O(n^2 \log n)$  time a set of  $O(n^2)$  candidate paths for this case. However, we will see later (in Lemma 5.10) that it suffices to consider fewer pairs of edges of  $\mathcal{P}$  in some cases.

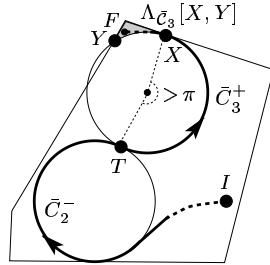
**Properties of paths** We first establish some simple properties of an optimal path  $\Pi$  of type  $C_I\bar{C}_1S\bar{C}_2\bar{C}_3S\bar{C}_4C_F$ . Assume without loss of generality that  $\bar{C}_2$  and  $\bar{C}_3$  are oriented clockwise and counterclockwise, respectively. By Lemma 3.3, the

$\bar{C}_1$ -segment is oriented clockwise, and the  $\bar{C}_4$ -segment is oriented counterclockwise, i.e.,  $\Pi$  is of type  $C_I^+ \bar{C}_1^- S \bar{C}_2^- \bar{C}_3^+ S \bar{C}_4^+ C_F^-$ . Let  $\bar{C}_1$ ,  $\bar{C}_2$ ,  $\bar{C}_3$ , and  $\bar{C}_4$  denote the circles supporting the  $C$ -segments  $\bar{C}_1$ ,  $\bar{C}_2$ ,  $\bar{C}_3$ , and  $\bar{C}_4$ , respectively.

**Lemma 5.6** *If an optimal path is of type  $C_I \bar{C}_1 S \bar{C}_2 \bar{C}_3 S \bar{C}_4 C_F$ , then the circles  $\bar{C}_1$ ,  $\bar{C}_2$ ,  $\bar{C}_3$ , and  $\bar{C}_4$  are free.*

**Proof:** Lemma 3.6 directly yields that  $\bar{C}_1$  and  $\bar{C}_4$  are free. Suppose now for a contradiction that  $\bar{C}_3$  is not free. As before, we assume that the orientations are such that  $\Pi = C_I^+ \bar{C}_1^- S \bar{C}_2^- \bar{C}_3^+ S \bar{C}_4^+ C_F^-$ . Let  $T$  be the tangent point between  $\bar{C}_2$  and  $\bar{C}_3$ . Moving along  $\bar{C}_3^+$ , let  $X$  be the last tangent point between  $\bar{C}_3$  and  $\partial\mathcal{P}$  (see Figure 11). Starting at  $X$  and moving along  $\bar{C}_3^+$ , let  $Y$  be the first proper intersection point between  $\bar{C}_3$  and  $\partial\mathcal{P}$ .

By Lemma 2.4, the length of  $\bar{C}_3$  between  $T$  and  $X$  is greater than  $\pi$ , i.e.,  $\|\bar{C}_3^+[T, X]\| > \pi$ . It follows that  $\bar{C}_3$ ,  $X$  and  $Y$  define a pocket  $\Lambda_{\bar{C}_3}[X, Y]$  (see Figure 11). By Lemma 2.7, this pocket contains  $\Pi[X, F]$  and therefore contains the  $C$ -segment  $\bar{C}_4$ . But the pocket does not contain the circle  $\bar{C}_4$ , by Lemma 2.6. The path  $\bar{C}_3 S \bar{C}_4$  enters the pocket at  $X$ , and since  $\bar{C}_4$  is free, it is possible to escape the pocket by extending segment  $\bar{C}_4$ . This contradicts Lemma 2.7, establishing that  $\bar{C}_3$  is free. A symmetric argument shows that circle  $\bar{C}_2$  is free.  $\square$



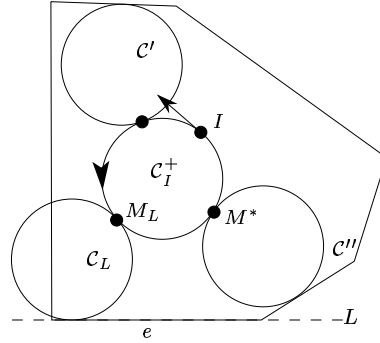
**Figure 11.** Illustration of the proof of Lemma 5.6.

We now introduce the following simple definitions. Given a circle  $\mathcal{C}$ , a point  $M \in \mathcal{C}$  is called *free on  $\mathcal{C}$*  if and only if the circle tangent to  $\mathcal{C}$  at  $M$  is free. Given a circle  $\mathcal{C}$  and a point  $X \in \mathcal{C}$ , a point  $M \in \mathcal{C}$  is called the *first free point after  $X$  along  $\mathcal{C}^+$*  if and only if  $M$  is free on  $\mathcal{C}$  and no point on the arc  $\mathcal{C}^+[X, M]$  is free. In Figure 12,  $M^*$  is the first free point after  $M_L$  along  $\mathcal{C}_I^+$ . Note that  $M$  and  $X$  might

coincide. The circle tangent to  $\mathcal{C}$  at the first free point after  $X$  is called the *first free circle after  $X$  along  $\mathcal{C}^+$* .

We now show that, given  $I$ ,  $F$ ,  $e$ , and  $e'$ , we can compute in  $O(\log n)$  time a set of  $O(1)$  candidate circles that contain the  $\bar{\mathcal{C}}$ -segments of any optimal path from  $I$  to  $F$  of type  $C_I^+ \bar{C}_1^- S \bar{C}_2^- \bar{C}_3^+ S \bar{C}_4^+ C_F^-$  such that  $\bar{C}_2^-$  and  $\bar{C}_3^+$  are tangent to  $e$  and  $e'$ , respectively. We show how to compute candidate circles for  $\bar{C}_1^-$ ; computing candidate circles for  $\bar{C}_4^+$  is similar.

**Computing  $\bar{C}_1^-$**  We identify two circles  $\mathcal{C}'$  and  $\mathcal{C}''$  that are the candidate circles for  $\bar{C}_1^-$ . See Figure 12.  $\mathcal{C}'$  is the first free circle after  $I$  along  $\mathcal{C}_I^+$ . Such a circle  $\mathcal{C}'$  exists, by Lemma 5.6, if the optimal path from  $I$  to  $F$  is of type  $C_I^+ \bar{C}_1^- S \bar{C}_2^- \bar{C}_3^+ S \bar{C}_4^+ C_F^-$ . For simplicity, we define  $\mathcal{C}''$  in the local frame where the line  $L$  through  $e$  is horizontal and below  $\mathcal{P}$ . If the distance between  $L$  and  $\mathcal{C}_I^+$  is greater than 2, then  $\mathcal{C}''$  is not defined. Otherwise, there exist two circles that are above  $L$  and tangent to both  $\mathcal{C}_I^+$  and  $L$ . Let  $\mathcal{C}_L$  be the leftmost of these two circles, and let  $M_L$  be its tangent point with  $\mathcal{C}_I^+$ . Let  $\mathcal{C}''$  be the first free circle after  $M_L$  along  $\mathcal{C}_I^+$ . Note that  $\mathcal{C}'$  depends only on  $I$  and  $\mathcal{P}$  and that  $\mathcal{C}''$  only on  $I$ ,  $e$ , and  $\mathcal{P}$ .



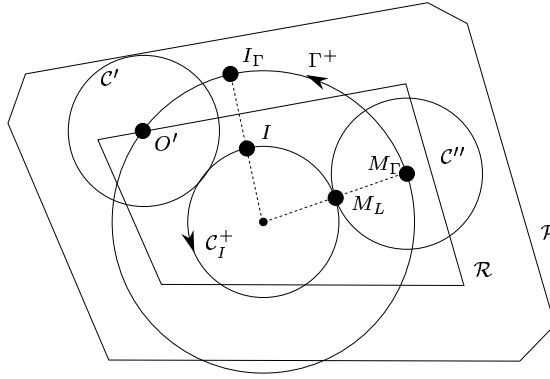
**Figure 12.** Definition of  $\mathcal{C}'$  and  $\mathcal{C}''$ .

**Lemma 5.7** *After preprocessing  $\mathcal{P}$  in  $O(n \log n)$  time, for a given edge  $e$ ,  $\mathcal{C}'$  and  $\mathcal{C}''$  can be computed in  $O(\log n)$  time.*

**Proof:** Let  $\Gamma$  be the circle of radius 2 concentric with  $\mathcal{C}_I^+$  (see Figure 13). Let  $\mathcal{R}$  be the *retracted polygon* of  $\mathcal{P}$  with respect to a unit circle, i.e.,  $\mathcal{R}$  is the set of points  $p$  such that the unit circle centered at  $p$  lies inside  $\mathcal{P}$ ;  $\mathcal{R}$  is a convex polygonal region

with at most  $n$  edges, and it can be computed in linear time. We preprocess  $\mathcal{R}$  in  $O(n \log n)$  time using the algorithm by Cheng *et al.* [8], so that given a unit-radius circle  $\mathcal{C}$  and a point  $M \in \mathcal{C}$ , we can compute in  $O(\log n)$  time the first intersection point of  $\mathcal{C}$  and  $\mathcal{R}$  as we walk along  $\mathcal{C}$  in clockwise (or counterclockwise) direction.

Let  $I_\Gamma$  (resp.  $M_\Gamma$ ) be the intersection point between  $\Gamma$  and the ray emanating from the center of  $\mathcal{C}_I^+$  and going through  $I$  (resp.  $M_L$ ), and let  $O'$  be the first intersection point between  $\Gamma$  and  $\mathcal{R}$  starting at  $I_\Gamma$  and moving along  $\Gamma^+$ . Note that  $O' = I_\Gamma$  if  $I_\Gamma$  lies inside  $\mathcal{R}$ . The center of  $\mathcal{C}'$  is  $O'$ . Indeed, by definition of  $\mathcal{R}$ , the circle centered at  $O'$  is free, and any circle (of unit radius) centered at a point on  $\Gamma^+[I_\Gamma, O')$  is not free. Since  $\mathcal{C}'$  does not depend on the edge  $e$ , we can compute it in  $O(n)$  time in the preprocessing stage once for all. The center of  $\mathcal{C}''$  is the first intersection point between  $\Gamma$  and  $\mathcal{R}$  starting at  $M_\Gamma$  and moving along  $\Gamma^+$ , and it can be computed in  $O(\log n)$  time.  $\square$



**Figure 13.** Illustration of the proof of Lemma 5.7.

We now state the lemma, which we prove in Appendix E, that ensures the correctness of our procedure.

**Lemma 5.8** *If  $\Pi$  is an optimal path of type  $C_I^+ \bar{C}_1^- SC_2^- \bar{C}_3^+ SC_4^+ C_F^-$ , then  $\bar{C}_1$  is supported by  $\mathcal{C}'$  or  $\mathcal{C}''$ .*

**Computing the overall path** By Lemmas 5.7 and 5.8, we can compute, in  $O(\log n)$  time, two candidates for the circle supporting segment  $\bar{C}_1$ . We can similarly compute two candidates for the circle supporting segment  $\bar{C}_4$ . By Lemma 4.2, this



gives us  $O(1)$  candidate paths, for which we may check the feasibility in  $O(\log n)$  time. Hence, given two edges  $e$  and  $e'$  of  $\mathcal{P}$ , we can compute in  $O(\log n)$  time, an optimal path of type  $C_I\bar{C}_1S\bar{C}_2\bar{C}_3S\bar{C}_4C_F$ , where  $\bar{C}_2$  and  $\bar{C}_3$  are tangent to  $e$  and  $e'$ , respectively.

If the optimal path is of type (B.iii) with only one  $\bar{C}$ -segment in  $\Pi_I$  or  $\Pi_F$ , we get similar results. For example, if an optimal path is of type  $C_I\bar{C}_1S\bar{C}_2\bar{C}_3SC_F$ , then  $\bar{C}_1$  and  $\bar{C}_2$  are free, and  $\bar{C}_3$  is supported by  $C'$  or  $C''$  defined above. Thus we obtain the following lemma.

**Lemma 5.9** *Let  $e, e'$  be edges of  $\mathcal{P}$ . In  $O(\log n)$  time, we can compute an optimal path of type  $\Pi_I\bar{C}_2\bar{C}_3\Pi_F$  where  $\Pi_I \in \{C_I\bar{C}S, C_IS, C_I, S\}$ ,  $\Pi_F \in \{S\bar{C}C_F, SC_F, C_F, S\}$  and where  $\bar{C}_2$  and  $\bar{C}_3$  are tangent to  $e$  and  $e'$ , respectively.*

**Finding candidate pairs of edges** Now we describe how to find a suitable set of pairs of edges  $\mathcal{E}$  such that if an optimal path from  $I$  to  $F$  is of type (B.iii) (i.e.,  $\Pi_I\bar{C}_2\bar{C}_3\Pi_F$ ), then the pair of edges  $(e, e')$  tangent to  $\bar{C}_2$  and  $\bar{C}_3$  is in the set  $\mathcal{E}$ .

Agarwal *et al.* [1] showed that if an optimal path from  $I$  to  $F$  is of type  $\Pi_I\bar{C}_2\bar{C}_3\Pi_F$  such that  $\bar{C}_2$  and  $\bar{C}_3$  are nonterminal, then  $C_I$  intersects  $\bar{C}_3$  (the circle supporting  $\bar{C}_3$ ), and  $C_F$  intersects  $\bar{C}_2$  (the circle supporting  $\bar{C}_2$ ). Thus, the center of  $\bar{C}_3$ , which is at most distance 1 from the boundary of the polygon, is at most at distance 3 from  $I$ . Since the centers of  $\bar{C}_2$  and  $\bar{C}_3$  are distance 2 apart, they are each at distance less than 5 from  $I$ . Thus, edges  $e$  and  $e'$  are at distance less than 6 from  $I$ . By symmetry, they are also at distance less than 6 from  $F$ . Therefore, we can consider  $\mathcal{E}$  to be the set of pairs of edges of  $\mathcal{P}$  that are at distance less than 6 from both  $I$  and  $F$ . Let  $k$  denote the number of edges of  $\mathcal{P}$  at distance less than 6 from both  $I$  and  $F$ . Then  $|\mathcal{E}| = k^2$ , and  $\mathcal{E}$  can be computed in  $O(k^2)$  time. Lemma 5.9 then gives:

**Lemma 5.10** *An optimal path of type (B.iii) can be computed in  $O(k^2 \log n)$  time.*

Putting everything together, we obtain the following.

**Theorem 5.11** *Given a convex polygon  $\mathcal{P}$ , an initial configuration  $I$ , and a final configuration  $F$ , an optimal path from  $I$  to  $F$  inside  $\mathcal{P}$  can be computed in time  $O((n + k^2) \log n)$ , where  $k$  is the number of edges of  $\mathcal{P}$  at distance less than 6 from both  $I$  and  $F$ .*

**Proof:** We have shown in Section 4 and in Lemmas 5.2, 5.5 and 5.10 that the Dubins paths and the optimal paths of type (A.i), (A.ii), (B.i), and (B.ii) can be computed in  $O(n \log n)$  time, while paths of type (B.iii) can be computed in  $O(k^2 \log n)$  time.

Choosing the shortest among all those paths yields an optimal path.  $\square$

## 6 Conclusion

For an obstacle-free environment, Dubins' classification of optimal path types yields a constant time algorithm [12]; on the other hand, the optimal path planning problem in the presence of general polygonal obstacles is NP-hard [27]. In this paper, we have studied a very simple environment, the inside of a convex polygon. We have given a classification of optimal path types and an  $O(n^2 \log n)$  algorithm for optimal path planning. We have found that, surprisingly, the number of straight or circular segments composing optimal paths is bounded by a constant, independent of the number  $n$  of sides of the convex polygon.

The running time of the algorithm and the constant bound on the number of segments in an optimal path lead us to speculate that other simple environments may also be amenable to polynomial time algorithmic solution. However, we note that although the environment we have considered is simple, our algorithm results from considerable technical analysis. Indeed, recall that to keep the analysis manageable, we have assumed that no two edges of  $\mathcal{P}$  are parallel and that no unit radius circle is tangent to three edges of  $\mathcal{P}$ .

Our techniques and results may provide useful tools for further study of these problems. (For example, our "pocket lemma", Lemma 2.7, is used in [2].) In particular, we call attention to three properties of moderate paths, two of them proved in the appendices, that we believe are interesting and possibly useful in their own right:

- (i) A closed moderate path bounds a region containing at least one disk of unit radius (Lemma 2.5, Appendix A).
- (ii) A feasible path entering the interior of a pocket can never escape the pocket (Lemma 2.7).
- (iii) The length of a path of type *CCSC* from  $X$  to  $Y$  is a piecewise strictly increasing function of the length of the first  $C$ -segment (Lemma 5.4, Appendix D).

Note that Properties (i) and (iii) are general and hold regardless of the scene of obstacle.

The theory of curvature-constrained path planning is relatively unexplored, so many problems remain. We mention some specific open problems arising from our work, and then conclude with a more general one.

First, we ask whether our classification of optimal path types inside a convex polygon is tight; that is, does each possible type of optimal path given in our classification actually arise for some  $\mathcal{P}$ ,  $I$ , and  $F$ ? We believe that the answer is yes although we don't have a formal proof of this (see Remark 3.2 for details). Is there a  $\mathcal{P}$  in which all types arise?

Second, in our optimal path planning algorithm, the most time consuming part lies in the computation of the optimal paths of type (B.iii) (see Theorem 3.1). Indeed, if we drop type (B.iii) from consideration, the complexity of our algorithm drops to  $O(n \log n)$ . Furthermore, paths of type (B.iii) are rather complex and thus may be difficult to track by a mobile robot. Thus, paths of type (B.iii) should be studied thoroughly in order to understand when they can be optimal inside a convex polygon (or amid moderate obstacles; see [1, 5]). We believe that optimal paths can be of type (B.iii) only if the polygon is "small". In other words, optimal paths of type (B.iii) may only arise as artifacts of tightly constricted environments. An interesting problem would be to study when optimal paths cannot be of type (B.iii). For example, we know (see Theorem 5.11) that if the terminal configurations are distance greater than 6 from the boundary of the polygon, then an optimal path cannot be of type (B.iii). Third, we ask whether, by dropping paths of type (B.iii) from consideration, we can preprocess the scene such that, for any query of terminal configurations, we can compute an optimal path among the remaining types in  $O(\log n)$  time.

As a final specific open problem, we ask whether a polynomial time algorithm can be found for optimal path planning in simple, non-convex polygons.

To conclude with a general problem for future research, we ask for the specification of a realistic notion of feasibility that rejects hard-to-follow paths, such as paths of type (B.iii), while admitting fast computation of optimal paths.

## Acknowledgments

This paper arose from research begun at the International Workshop on Bounded Radius of Curvature, organized by S. Whitesides and held at the Bellairs Research Institute of McGill University, March 9-16, 1997. We would like to thank Hazel Everett, Micha Godau, Sylvain Petitjean, Kaleem Siddiqi, and Steve Wismath for many useful discussions.

## References

- [1] P. K. Agarwal, P. Raghavan, and H. Tamaki. Motion planning for a steering-constrained robot through moderate obstacles. In *Proc. 27th Annu. ACM Sympos. Theory Comput.*, 1995, pp. 343–352.
- [2] H.-K. Ahn, O. Cheong, J. Matoušek, and A. Vigneron. Reachability by paths of bounded curvature in convex polygons. In *Proc. 32th Annu. ACM Sympos. Theory Comput.*, 2000, to appear.
- [3] J. Barraquand and J.-C. Latombe. Nonholonomic multi-body mobile robots: Controllability and motion planning in the presence of obstacles. *Algorithmica*, 10 (1993) 121–155.
- [4] J.-D. Boissonnat, A. Cérézo, and J. Leblond. Shortest paths of bounded curvature in the plane. *Internat. J. Intell. Syst.*, 10 (1994), 1–16.
- [5] J.-D. Boissonnat and S. Lazard. A polynomial-time algorithm for computing a shortest path of bounded curvature amidst moderate obstacles. In *Proc. 12th Annu. ACM Sympos. Comput. Geom.*, 1996, pp. 242–251.
- [6] J.-D. Boissonnat and S. Lazard. A polynomial-time algorithm for computing a shortest path of bounded curvature amidst moderate obstacles. Rapport de recherche 2887, INRIA, 1996.
- [7] L. Calabi and J.A. Riley. The skeletons of stable plane sets. Scientific Report SR3-5711, Parke Math. Labs., 1967.
- [8] S.-W. Cheng, O. Cheong, H. Everett, and R. van Oostrum. Hierarchical vertical decomposition, ray shooting, and circular arc queries in simple polygons. In *Proc. 15th Annu. ACM Sympos. Comput. Geom.*, 1999, pp. 227–236.
- [9] J. Canny, B. R. Donald, J. Reif, and P. Xavier. Kinodynamic motion planning. *J. ACM*, 40 (1993), 1048–1066.
- [10] J. Canny, A. Rege, and J. Reif. An exact algorithm for kinodynamic planning in the plane. *Discrete Comput. Geom.*, 6 (1991), 461–484.
- [11] B. R. Donald and P. Xavier. A provably good approximation algorithm for optimal-time trajectory planning. In *Proc. IEEE Internat. Conf. Robot. Autom.*, 1989, pp. 958–963.

- [12] L. E. Dubins. On curves of minimal length with a constraint on average curvature and with prescribed initial and terminal positions and tangents. *Amer. J. Math.*, 79 (1957), 497–516.
- [13] S. Fortune and G. Wilfong. Planning constrained motion. *Ann. Math. Artif. Intell.*, 3 (1991), 21–82.
- [14] H. Guggenheimer. On plane minkowski geometry. *Geom. Dedicata*, 12 (1982), 371–381.
- [15] D. Halperin, L. Kavraki, and J.-C. Latombe. Robotics. In *CRC Handbook of Discrete and Computational Geometry* (J. Goodmand and J. O’Rourke, eds.), CRC Press, Boca Raton, NY, 1997, pp. 755–778.
- [16] P. Jacobs and J. Canny. Planning smooth paths for mobile robots. In *Nonholonomic Motion Planning* (Z. Li and J. Canny, eds.), Kluwer Academic Publishers, Norwell, MA, 1992, pp. 271–342.
- [17] P. Jacobs, J.-P. Laumond, and M. Taix. Efficient motion planners for nonholonomic mobile robots. In *Proc. of the IEEE/RSJ Internat. Workshop on Intell. Robots and Systems*, 1991, pp. 1229–1235.
- [18] J.-C. Latombe. A fast path-planner for a car-like indoor mobile robot. In *Proc. of the 9th National Conf. on Artif. Intell.*, 1991, pp. 659–665.
- [19] J.-C. Latombe. *Robot Motion Planning*. Kluwer Academic Publishers, Norwell, MA, 1991.
- [20] J.-P. Laumond. Finding collision-free smooth trajectories for a non-holonomic mobile robot. In *Proc. of the Internat. Joint Conf. on Artif. Intell.*, 1987, pp. 1120–1123.
- [21] J.-P. Laumond, P. Jacobs, M. Taix, and R. Murray. A motion planner for nonholonomic mobile robots. *IEEE Trans. on Robot. and Autom.*, 10 (1994), 577–593.
- [22] J.-P. Laumond, M. Taix, and P. Jacobs. A motion planner for car-like robots based on global/local approach. In *Proc. of the IEEE/RSJ Internat. Workshop on Intell. Robots and Systems*, 1990, pp. 765–773.

- 
- [23] B. Mirtich and J. Canny. Using skeletons for nonholonomic path planning among obstacles. In *Proc. 9th IEEE Internat. Conf. Robot. Autom.*, 1992, pp. 2533–2540.
- [24] C. Ó’Dúnlaing. Motion-planning with inertial constraints. *Algorithmica*, 2 (1987), 431–475.
- [25] G. Pestov and V. Ionin. On the largest possible circle imbedded in a given closed curve. *Dok. Akad. Nauk SSSR*, 127 (1959), 1170–1172.
- [26] J. A. Reeds and L. A. Shepp. Optimal paths for a car that goes both forwards and backwards. *Pacific J. Math.*, 145 (1990), 367–393.
- [27] J. Reif and H. Wang. The complexity of the two dimensional curvature-constrained shortest-path problem. In *Proc. 3rd Workshop on the Algo. Found. of Robotics* (P. K. Agarwal, L. E. Kavraki, and M. Mason, eds.). A. K. Peters, Natick, MA, 1998, pp. 49–58.
- [28] W. Rudin. *Real and complex analysis*. McGraw-Hill, 1966.
- [29] J. T. Schwartz and M. Sharir. Algorithmic motion planning in robotics. In *Algorithms and Complexity*, volume A of *Handbook of Theoretical Computer Science* (J. van Leeuwen, ed.), Elsevier, Amsterdam, 1990, pp. 391–430.
- [30] S. Sekhavat, P. Švestka, J.-P. Laumond, and M. Overmars. Multi-level path planning for non-holonomic robots using semi-holonomic subsystems. In *Workshop on the Algo. Found. of Robotics* (J.-P. Laumond and M. Overmars, eds.), A. K. Peters, Wellesley, MA, 1996, pp. 79–96.
- [31] J. Sellen. Planning paths of minimal curvature, In *Proc. of the IEEE Internat. Conf. Robot. and Autom.*, 1995.
- [32] J. Sellen. Approximation and decision algorithms for curvature constrained path planning: A state-space approach. In *Proc. 3rd Workshop on the Algorithmic Foundations of Robotics* (P. K. Agarwal, L. E. Kavraki, and M. Mason, eds.). A. K. Peters, Natick, MA, 1998, pp. 59–68.
- [33] J. Serra. *Image analysis and mathematical morphology, 2: theoretical advances*. Academic press, New York, NY, 1988.
- [34] H. J. Sussmann. Shortest 3-dimensional paths with a prescribed curvature bound. In *Conf. on Decision & Control*, 1995, pp. 3306–3311.

- [35] H. Wang and P. K. Agarwal. Approximation algorithms for curvature constrained shortest paths. In *Proc. 7th ACM-SIAM Sympos. Discrete Algorithms*, 1996, pp. 409–418.
- [36] G. Wilfong. Motion planning for an autonomous vehicle. In *Proc. IEEE Internat. Conf. Robot. Autom.*, 1988, pp. 529–533.
- [37] G. Wilfong. Shortest paths for autonomous vehicles. In *Proc. of the IEEE Internat. Conf. Robot. and Autom.*, 1989, pp. 15–20.

## A Closed Moderate Paths

The purpose of this section is to prove Proposition 2.5, which states:

*A simple moderate path  $\Pi$  such that the initial and final locations coincide (the initial and final configurations may differ) bounds a region that contains at least a disk of unit radius. Moreover, if the initial and final configurations coincide and if  $\Pi$  is not a circle of unit radius, then the region bounded by  $\Pi$  contains at least two distinct disks of unit radius.*

We prove these results using some properties of the skeletons. Note that this is an original approach in the field of nonholonomic motion planning. We first recall a definition of skeletons for which several variants are considered in the literature; different names are also used like *medial-axis*, *central set*, and *cut-locus*. We use here the formulation using maximal disks [33].

**Skeletons.** Let  $\mathcal{R}$  be an open set of  $\mathbb{R}^2$  bounded by a simple closed curve. A *maximal disk* is an open disk (of positive radius) included in  $\mathcal{R}$ , but not included in any other disk contained in  $\mathcal{R}$ . The *skeleton* of  $\mathcal{R}$ , denoted  $\mathcal{S}(\mathcal{R})$ , is the locus of the centers of all the maximal disks. For any  $x \in \mathcal{R}$ , let  $\rho(x)$  denote the intersection between the closure of the maximal disk centered at  $x$  and the boundary of  $\mathcal{R}$ :

$$\rho(x) = \{y \in \partial\mathcal{R} \mid \|xy\| = \min_{z \in \partial\mathcal{R}} \|xz\|\}.$$

Now, let  $I = F$  denote the initial and final location on the path  $\Pi$  and let  $\mathcal{R}$  be the open region bounded by  $\Pi$ . Assume that  $\mathcal{R}$  is not a disk of radius at least 1, otherwise the result is obvious.

The underlying idea of the proof is the following. The closure of skeleton  $\mathcal{S}(\mathcal{R})$  has at least two distinct endpoints (i.e., nodes of degree 1 of the graph)  $x$  and  $x'$ ; indeed,  $\mathcal{S}(\mathcal{R})$  does not contain any cycle since  $\Pi$  is simple. One of these endpoints, say  $x$ , is necessarily distinct from the terminal location  $I$  of  $\Pi$ . The point  $x$  cannot lie on  $\Pi$  because  $\Pi$  is  $C^1$  continuous everywhere except (possibly) at  $I \neq x$ , therefore  $x \in \mathcal{R}$ . Since  $x$  is an endpoint of the skeleton,  $\rho(x)$  is connected (i.e.,  $\rho(x)$  is a point or a circular arc). It follows that the maximal disk at  $x$  is osculating<sup>4</sup>  $\Pi$  at a point

<sup>4</sup>Two curves are osculating at a point  $P$  if and only if they are tangent at  $P$  and have the same signed curvature at  $P$ . Here  $\Pi$  is  $C^1$  continuous, piecewise  $C^2$  continuous, everywhere except possibly at  $I$ . If  $\Pi$  is  $C^1$  but not  $C^2$  at  $P$ , we say that a disk is osculating  $\Pi$  at  $P$  if and only if they are tangent at  $P$ , the signed curvature of the disk is equal to the signed curvature (at  $P$ ) of one of the two portions ( $C^2$ ) of  $\Pi$  ending at  $P$ , and the other portion does not properly intersect the disk in a neighborhood of  $P$ .

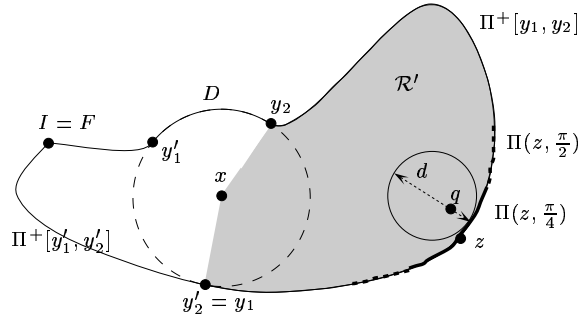


$P \neq I$ , and its radius is at least 1. If the initial and final orientations of  $\Pi$  are also equal,  $x$  and  $x'$  are both centers of maximal disks osculating  $\Pi$  and thus their radii are greater or equal to 1.

Formally, we directly show, using a result by Calabi and Riley [7], the following result.

**Claim A.1** *There exists a maximal disk in  $\mathcal{R}$  such that the contact points between its boundary and  $\Pi$  are connected.*

**Proof:** Let  $D$  be any maximal disk in  $\mathcal{R}$  and  $x$  be its center, and suppose for a contradiction that  $\rho(x)$  is not connected. See Figure 14. Then, there exist four points  $y_1 \neq y_2, y'_1 \neq y'_2$  in  $\partial D \cap \Pi$  such that the circular arcs  $\partial D^+[y_1, y_2]$  and  $\partial D^+[y'_1, y'_2]$  do not strictly contain any point of  $\rho(x)$ .



**Figure 14.** For the proof of Proposition 2.5.

One of the two arcs  $\Pi^+[y_1, y_2]$  and  $\Pi^+[y'_1, y'_2]$  is  $C^1$  continuous because these two arcs do not overlap and  $\Pi$  is  $C^1$  continuous everywhere except possibly at  $I = F$ . Say, without loss of generality, that  $\Pi^+[y_1, y_2]$  is  $C^1$  continuous, and denote by  $\mathcal{R}'$  the open region bounded by  $\Pi^+[y_1, y_2] \cup [x, y_1] \cup [x, y_2]$  (e.g., the shaded region in Figure 14). By a result of Calabi and Riley [7, Proposition 10], either  $\mathcal{R}'$  contains a skeleton point  $x_0 \in \mathcal{SR}$  for which  $\rho(x_0)$  is connected, or  $\Pi^+(y_1, y_2)$  (without its endpoints) contains a point which is the limit of skeleton points contained in  $\mathcal{R}'$ .

Suppose on the contrary that  $\Pi^+(y_1, y_2)$  contains a point  $z$ , which is the limit of skeleton points  $(z_i)_{i \in \mathbb{N}}$  contained in  $\mathcal{R}$ . Since  $\Pi^+(y_1, y_2)$  is  $C^1$ ,  $\Pi$  is  $C^1$  at  $z$ . We get a contradiction because, as we prove below, a point  $z$  of  $\partial \mathcal{R}$  is limit of points of the skeleton only if  $\partial \mathcal{R}$  is not differentiable at  $z$ . Indeed, let  $\Pi(z, \frac{\pi}{2})$  be the arc of  $\Pi$

of length  $\frac{\pi}{2}$  centered at  $z$  (if the length of  $\Pi$  is smaller than  $\frac{\pi}{2}$ , we choose a smaller value for the length of  $\Pi(z, \frac{\pi}{2})$ ), let  $\Pi(z, \frac{\pi}{4})$  be the arc of  $\Pi$ , centered at  $z$ , of length half the length of  $\Pi(z, \frac{\pi}{2})$ , and let  $d$  be the distance between  $\Pi(z, \frac{\pi}{4})$  and  $\Pi \setminus \Pi(z, \frac{\pi}{2})$  (note that  $d \leq \frac{\pi}{4} < 1$ ). By a result of Dubins [12, Proposition 6],  $\Pi(z, \frac{\pi}{2})$  does not intersect any open disk of unit radius tangent to  $\Pi(z, \frac{\pi}{4})$ . It follows that  $\Pi$  does not intersect any open disk of radius  $d/2$  tangent to  $\Pi(z, \frac{\pi}{4})$ . Now, any point  $q \in \mathcal{R}$  close enough to  $z$  belongs to a normal to  $\Pi(z, \frac{\pi}{4})$  at distance  $\mu < d/2$  from  $\Pi(z, \frac{\pi}{4})$ . Thus, the disk of radius  $\mu$  centered at  $q$  is not maximal because it is included in a disk of radius  $d/2$  tangent to  $\Pi(z, \frac{\pi}{4})$ , which is included in  $\mathcal{R}$ . Therefore, any point  $q \in \mathcal{R}$  in a small enough neighborhood of  $z$  does not belong to the skeleton.  $\square$

By Claim A.1,  $\mathcal{R}$  contains a point  $x_0$  of its skeleton such that  $\rho(x_0)$  is connected. Thus,  $\rho(x_0)$  is a circular arc or is reduced to a point. If  $\rho(x_0)$  is a circular arc, then the constraint on the average curvature of  $\Pi$  implies that this circular arc of  $\Pi$  has a radius greater or equal to 1, and thus the radius of the maximal disk at  $x_0$  is greater or equal to 1. Otherwise, if  $\rho(x_0)$  is reduced to a point, say  $y_0$ , the maximal disk at  $x_0$  osculates  $\Pi$  at  $y_0$ , and thus its radius is greater or equal to 1 (indeed, recall that the constraint on the average curvature implies that  $\Pi$  is piecewise  $C^2$  continuous and its curvature is smaller or equal to 1 almost everywhere). This concludes the proof when the initial and final orientations of  $\Pi$  differ.

If the initial and final configurations are equal, the path  $\Pi$  is  $C^1$  continuous everywhere and the previous arguments hold for both regions  $\mathcal{R}'$  and  $\mathcal{R}''$  bounded respectively by  $\Pi^+[y_1, y_2] \cup [x, y_1] \cup [x, y_2]$  and  $\Pi^+[y'_1, y'_2] \cup [x, y'_1] \cup [x, y'_2]$  (note however that when  $\rho(x)$  is connected,  $\mathcal{R}''$  is empty but then the maximal disk centered at  $x$  is of radius at least 1).

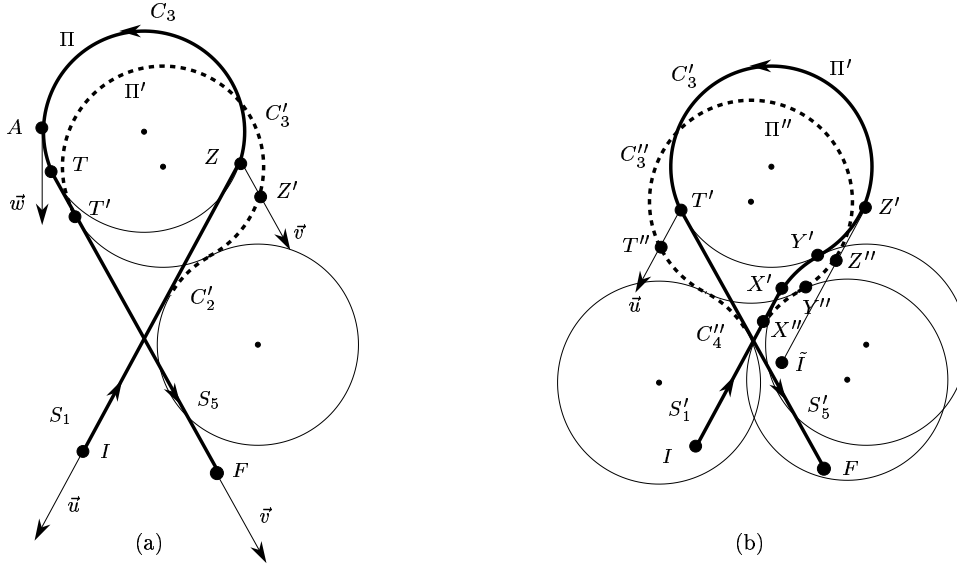
## B Proof of Lemma 3.4

We prove Lemma 3.4 in this section. Recall that this lemma states:

- (i) *If an optimal path has a subpath of type SCS, then the C-segment in that subpath is strongly PP-anchored.*
- (ii) *If an optimal path has a subpath of type  $C_1C_2C_3S$  (or  $SC_3C_2C_1$ ) so that the C-segment  $C_2$  does not touch  $\partial\mathcal{P}$ , then  $C_3$  is strongly PP-anchored.*

### B.1 Proof of Lemma 3.4(i)

Consider an optimal path  $\Pi = S_1C_3S_5$  from configuration  $I$  to configuration  $F$ . We show that the path  $\Pi$  can be shortened unless the  $C$ -segment  $C_3$  is strongly  $\mathcal{PP}$ -anchored. Assume without loss of generality that the  $C_3$  is oriented counterclockwise, and refer to Figure 15.



**Figure 15.** For the proof of Lemma 3.4(i).

**First perturbation.** We first apply the perturbation, shown on Figure 15a, that transforms the path  $\Pi = S_1C_3S_5$  into a path  $\Pi'(\varepsilon_1) = S'_1C'_2C'_3S'_5$  by reducing the length of  $S_5$  by a small value  $\varepsilon_1$  (i.e.,  $\|S'_5\| = \|S_5\| - \varepsilon_1$ ), such that the new segment  $C'_2$  is oriented clockwise and is smaller than  $\pi$  (segment  $C'_3$  is naturally oriented counterclockwise). For simplicity, in what follows, we denote  $\Pi'(\varepsilon_1)$  by  $\Pi'$ .

**Claim B.1** (Dubins [12]) *In an obstacle-free environment, path  $\Pi'$  is shorter than  $\Pi$ , for any  $\varepsilon_1 > 0$  small enough.*

This directly yields that, if the optimal path  $S_1C_3S_5$  is tangent to  $\partial\mathcal{P}$  at the junction between  $C_3$  and  $S_5$ , then the perturbed path  $\Pi'$  is shortening, in  $\mathcal{P}$ , unless  $C_3$  is strongly  $\mathcal{PP}$ -anchored. By symmetry, we get the same result if the path  $\Pi$  is

tangent to  $\partial\mathcal{P}$  at the junction between  $S_1$  and  $C_3$ . Therefore, we can assume in the following that neither  $S_1$  nor  $S_5$  is touching  $\partial\mathcal{P}$ .

**Second perturbation.** We now transform (see Figure 15b) the path  $\Pi' = S_1' C_2' C_3' S_5'$  into a path  $\Pi''(\varepsilon_1, \varepsilon_2) = S_1'' C_2'' C_3'' C_4'' S_5''$  by reducing the length of  $S_1'$  by a small value  $\varepsilon_2$  (i.e.,  $\|S_1''\| = \|S_1'\| - \varepsilon_2$ ), such that the length of  $C_2'$  does not change (i.e.,  $\|C_2''\| = \|C_2'\|$ ) and the new segment  $C_4''$  is oriented clockwise and is smaller than  $\pi$  (segments  $C_2''$  and  $C_3''$  are naturally oriented clockwise and counterclockwise respectively). For simplicity, we denote  $\Pi''(\varepsilon_1, \varepsilon_2)$  by  $\Pi''$ .

**Claim B.2** *In an obstacle-free environment, path  $\Pi''$  is shorter than  $\Pi'$ , for any  $\varepsilon_2 > 0$  small enough.*

**Proof:** Refer to Figure 15b. Let  $Y'$  be the first point of  $C_3'$  and  $Z'$  be the first point on  $C_3'$  such that the tangent to  $C_3$  at  $Z'$  is parallel to the line segment  $S_1$ . Point  $Z'$  exists on  $C_3'$  because, by construction,  $\|C_2'\| < \pi$  and  $\|C_3'\| > \pi$ . Furthermore,  $\|C_2'\| = \|C_3'[Y', Z']\|$ . We define similarly points  $Y''$  and  $Z''$  on  $C_3''$ . Then, it follows from  $\|C_2''\| = \|C_2'\|$  that  $\|C_3'[Y', Z']\| = \|C_3''[Y'', Z'']\|$ . Thus, if  $X'$  and  $X''$  denote the first point of the segments  $C_2'$  and  $C_2''$  respectively, we get  $\|\Pi'[X', Z']\| = \|\Pi''[X'', Z'']\|$ .

Now, let  $\tilde{I}$  be the point defined by  $\overrightarrow{\tilde{I}Z'} = \overrightarrow{IX'}$  (or  $\overrightarrow{\tilde{I}I} = \overrightarrow{X'Z'} = \overrightarrow{X''Z''}$ ). Let  $\tilde{\Pi}'$  be the path from  $\tilde{I}$  to  $F$  that is the concatenation of the line segment  $\tilde{I}Z'$  and  $\Pi'[Z', F]$ . Similarly, let  $\tilde{\Pi}''$  be the path from  $\tilde{I}$  to  $F$  that is the concatenation of the line segment  $\tilde{I}Z''$  and  $\Pi''[Z'', F]$ . We get, by construction, that  $\|\tilde{\Pi}'\| = \|\Pi'\| - \|\Pi'[X', Z']\|$  and  $\|\tilde{\Pi}''\| = \|\Pi''\| - \|\Pi''[X'', Z'']\|$ . Since  $\|\Pi'[X', Z']\| = \|\Pi''[X'', Z'']\|$ ,  $\|\tilde{\Pi}'\| - \|\tilde{\Pi}''\| = \|\Pi'\| - \|\Pi''\|$ . But we know that  $\tilde{\Pi}''$  is shorter than  $\tilde{\Pi}'$  because  $\tilde{\Pi}''$  is obtained by the Dubins' length-reducing perturbation, shown in Figure 15a, applied on the reversed path of  $\tilde{\Pi}'$  which is of type  $SCS$ . Thus  $\Pi''$  is shorter than  $\Pi'$  in an obstacle-free environment, for any  $\varepsilon_2 > 0$  small enough.  $\square$

**Claim B.3** *If the C-segment  $C_3$  in the optimal path  $\Pi = S_1 C_3 S_5$  is not strongly  $\mathcal{PP}$ -anchored, then we can choose  $\varepsilon_1$  and  $\varepsilon_2$  arbitrarily small such that  $\Pi''$  is free in  $\mathcal{P}$ .*

**Proof:** Let  $\vec{v}$  be the unit vector whose direction is opposite to the direction of  $S_1$ , and let  $\vec{v}$  be the unit vector whose direction is the same as the direction of  $S_5$ . See Figure 15a.

In the two perturbations described above, the lengths of  $C_3$  and  $C_3'$  increase. More precisely, the translated copy of  $C_3$  by vector  $\varepsilon_1 \vec{v}$  is part of  $C_3'$ , and the translated

copy of  $C'_3$  by vector  $\varepsilon_2\vec{u}$  is part of  $C''_3$ . Thus, if  $Z''$  and  $T''$  are the translated copies of the endpoints of  $C_3$  by vector  $\varepsilon_1\vec{v} + \varepsilon_2\vec{u}$ ,  $\Pi''$  is the concatenation of  $\Pi''[I, Z'']$ ,  $\Pi''[Z'', T'']$ , and  $\Pi''[T'', F]$ , where  $\Pi''[Z'', T'']$  is the translated copy of  $C_3$  by vector  $\varepsilon_1\vec{v} + \varepsilon_2\vec{u}$ . On the other hand, any arbitrarily small neighborhood around  $S_1$  (resp.  $S_5$ ) contains  $\Pi''[I, Z'']$  (resp.  $\Pi''[T'', F]$ ), for any  $\varepsilon_1$  and  $\varepsilon_2$  small enough. Thus, since we assumed that neither  $S_1$  nor  $S_5$  touches  $\partial\mathcal{P}$ , neither  $\Pi''[I, Z'']$  nor  $\Pi''[T'', F]$  touches  $\partial\mathcal{P}$ , for any  $\varepsilon_1$  and  $\varepsilon_2$  small enough. Thus, it is sufficient to show that, if  $C_3$  is not strongly  $\mathcal{PP}$ -anchored, then we can choose  $\varepsilon_1$  and  $\varepsilon_2$  arbitrarily small such that the translated copy of  $C_3$  by vector  $\varepsilon_1\vec{v} + \varepsilon_2\vec{u}$  is free.

Let  $A$  be the last tangent point on  $C_3$  with  $\partial\mathcal{P}$ . Let  $\vec{w}$  be the unit vector tangent to  $C_3$  at  $A$  (with direction corresponding to the orientation of  $C_3$ ). If  $C_3$  is not strongly  $\mathcal{PP}$ -anchored, then, for any  $\mu > 0$  small enough, the translated copy of  $C_3$  by  $\mu\vec{w}$  is free. On the other hand, for  $\lambda_1$  and  $\lambda_2$  such that  $\vec{w} = \lambda_1\vec{v} + \lambda_2\vec{u}$ , the  $\lambda_1$  and  $\lambda_2$  are non-negative, because by Lemma 2.4, the distance on  $C_3$  between the first point of  $C_3$  and  $A$  is greater than  $\pi$ . Therefore, if  $C_3$  is not strongly  $\mathcal{PP}$ -anchored, then, for any  $\mu > 0$  small enough, the path  $\Pi''$  defined with  $\varepsilon_1 = \mu\lambda_1$  and  $\varepsilon_2 = \mu\lambda_2$  is free in  $\mathcal{P}$ .  $\square$

By Claims B.1, B.2, and B.3, if the  $C$ -segment  $C_3$  in the optimal path  $\Pi = S_1C_3S_5$  is not strongly  $\mathcal{PP}$ -anchored, then we can choose  $\varepsilon_1$  and  $\varepsilon_2$  arbitrarily small so that  $\Pi''$  is free and shorter than  $\Pi$ . This concludes the proof of Lemma 3.4(i).

## B.2 Proof of Lemma 3.4(ii)

Consider an optimal path  $\Pi = C_1C_2C_3S$  from configuration  $I$  to configuration  $F$  so that the  $C$ -segment  $C_2$  does not touch  $\partial\mathcal{P}$ . We prove that the  $C$ -segment  $C_3$  is strongly  $\mathcal{PP}$ -anchored. Assume without loss of generality that  $C_1$  is oriented counterclockwise. We assume for a contradiction that  $C_3$  is not strongly  $\mathcal{PP}$ -anchored and show that the path  $\Pi$  can be shortened in  $\mathcal{P}$ .

**Notation.** Let  $O_i$ ,  $i = 1, 2, 3$ , denote the center of the circle supporting the  $C$ -segment  $C_i$  of  $\Pi$ . See Figure 16a. Let  $X$  denote the tangent point between the  $C$ -segments  $C_2$  and  $C_3$  and  $Y$  the antipodal point of  $X$  on  $C_3$  ( $\|C_3\| > \pi$ , by Lemma 2.3). Let  $Z$  be the tangent point between the  $C$ -segment  $C_3$  and the  $S$ -segment. Let  $T$  be the last tangent point with  $\partial\mathcal{P}$  on the (oriented) circular arc  $\Pi[Y, Z]$ ; such a point exists by Lemma 2.4. Let  $T'$  be the antipodal point of  $T$  on  $C_3$ . By definition, the circular arc  $\Pi(T, Z]$  does not touch  $\partial\mathcal{P}$ . Furthermore, the circular arc  $\Pi[X, T')$  does not touch  $\partial\mathcal{P}$  because otherwise  $C_3$  would be strongly

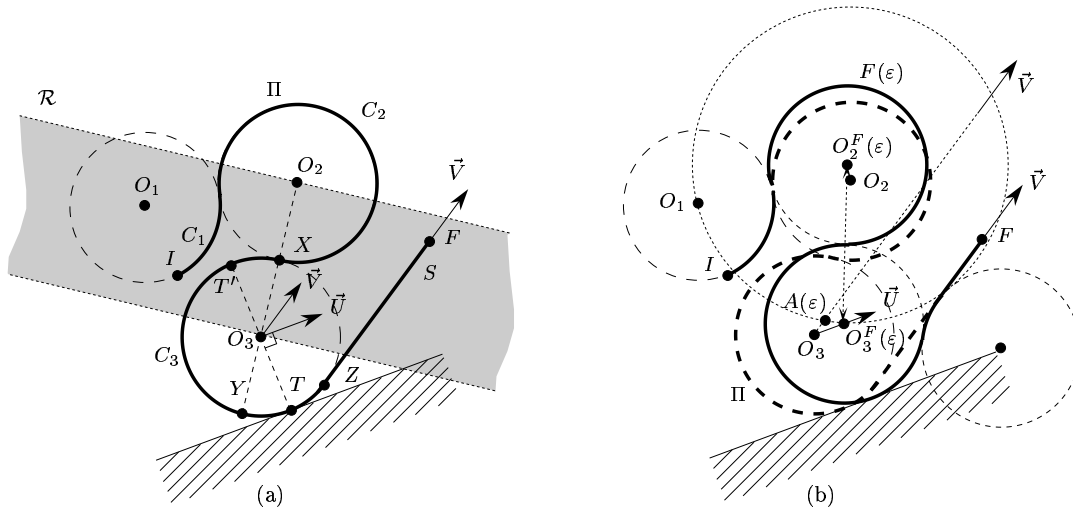


Figure 16. (a): Path  $\Pi$ . (b): A shorter path  $F(\epsilon)$ .

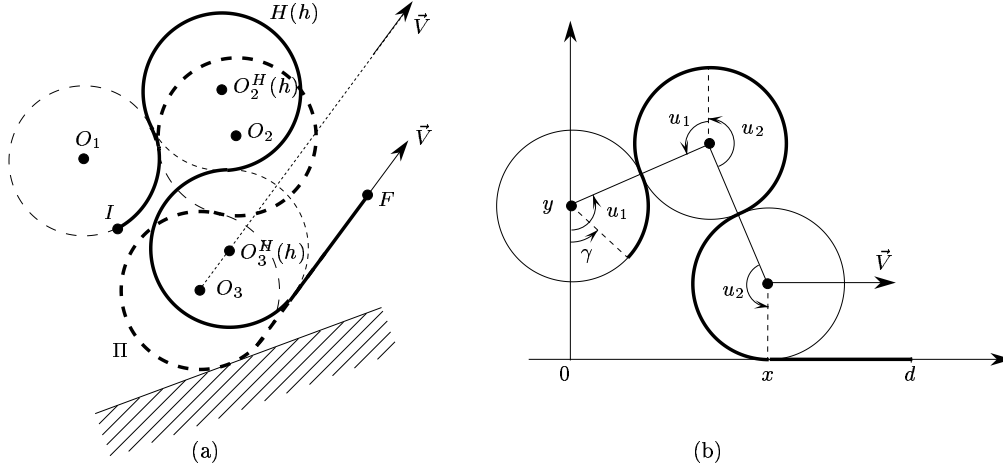
*PP-anchored.* Let  $\vec{U}$  be a unit vector tangent to  $\Pi$  at  $T$ , and  $\vec{V}$  a unit vector tangent to  $\Pi$  at any point on the  $S$ -segment of  $\Pi$ . Finally, let  $ray(O_3, \vec{U})$  and  $ray(O_3, \vec{V})$  denote the rays starting at  $O_3$  in the directions  $\vec{U}$  and  $\vec{V}$ , respectively.

**First perturbation.** Consider the perturbation shown as a thick solid path in Figure 16b where  $\Pi$  has been perturbed into a path  $F(\epsilon)$  of type  $CCCS$ . We define this perturbed path  $F(\epsilon)$  by specifying the position of the center  $O_3^F(\epsilon)$  of the supporting circle of its third circular arc, namely,  $O_3^F(\epsilon) = O_3 + \epsilon\vec{U}$ . The path  $F(\epsilon)$  is well defined for any  $\epsilon$  small enough because the unit circle centered at  $O_3^F(\epsilon)$  intersects the  $S$ -segment of  $\Pi$  (by definition of  $\vec{U}$ ), thus the fourth circular arc of  $F(\epsilon)$  is defined. Also, since the second  $C$ -segment of  $\Pi$  and the arcs  $\Pi[X, T']$  and  $\Pi(T, Z]$  do not touch  $\partial\mathcal{P}$ ,  $F(\epsilon)$  is free for any sufficiently small values of  $\epsilon > 0$ .

**Second perturbation.** To prove that the length of  $F(\epsilon)$  is a decreasing function of  $\epsilon$ , we define a path  $K_h(k)$  with two perturbation steps. The first step perturbs  $\Pi$  to a path  $H(h)$ , and the second step then perturbs  $H(h)$  to a path  $K_h(k)$ . As we will show later,  $\epsilon$ ,  $h$ , and  $k$  can be chosen so that  $F(\epsilon) = K_h(k)$ . Furthermore, we will show that  $K_h(k)$  is shorter than  $\Pi$ .

Below, let  $O_i^H(h)$ ,  $O_i^K(k)$ ,  $i = 1, 2, 3, 4$ , denote the center of the circle supporting the  $i$ -th  $C$ -segment of paths  $H(h)$  and  $K_h(k)$ , respectively.

*First step.* The path  $H(h)$  (see Figure 17a) is of type *CCCS* joining  $I$  to  $F$  such that  $O_1^H(h)$  is identically equal to  $O_1$ ,  $O_3^H(h) = O_3 + h\vec{V}$ , and the length of the second circular arc is greater than  $\pi$ . For any  $h$  small enough,  $H(h)$  is well defined.

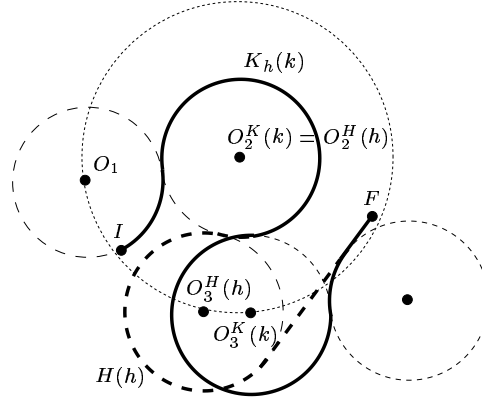


**Figure 17.** Length reducing perturbation: the path  $H(h)$  is smaller shorter than  $\Pi$ .

*Second step.* The path  $K_h(k)$  (see Figure 18) is defined, as follows. For a given  $H(h)$  and for a sufficiently small  $k > 0$ , path  $K_h(k)$  is of type *CCCCS* from  $I$  to  $F$  such that  $O_1^K(k)$  and  $O_2^K(k)$  are identically equal to  $O_1$  and  $O_2^H(h)$ , respectively,  $O_3^K(k)$  is at distance  $k$  counterclockwise from  $O_3^H(h)$  along the circular arc of radius 2 centered at  $O_2^K(k)$ , and the fourth circular arc has length less than  $\pi$ .

**Claim B.4** *For a given sufficiently small  $\varepsilon > 0$ ,  $h$  and  $k$  can be chosen such that  $F(\varepsilon) = K_h(k)$ .*

**Proof:** Let  $\mathcal{R}$  be the open strip bounded by two lines perpendicular to the line  $O_2O_3$  and passing through  $O_2$  and  $O_3$  respectively (see Figure 16a). Since the lengths of the circular arcs  $\Pi[X, T]$  and  $\Pi[X, Z]$  are greater than  $\pi$  by Lemmas 2.4 and 2.3(i), respectively,  $\text{ray}(O_3, \vec{U})$  and  $\text{ray}(O_3, \vec{V})$  are directed into  $\mathcal{R}$ . Thus, for any sufficiently small  $\varepsilon$ ,  $O_3^F(\varepsilon)$  belongs to  $\mathcal{R}$ , and the distance between  $O_3^F(\varepsilon)$  and  $O_2$  is less than 2. Consequently, it can be shown that  $O_2^F(\varepsilon)$  must lie outside  $\mathcal{R}$  on the circle of radius 2 centered at  $O_1$ . It follows that, for any open neighborhood  $\mathcal{N}$  of  $O_3$ , any choice of  $\varepsilon$  sufficiently small ensures that the circle of radius 2 centered at  $O_3^F(\varepsilon)$  intersects  $\text{ray}(O_3, \vec{U})$  and  $\text{ray}(O_3, \vec{V})$  in  $\mathcal{N}$  (see Figure 16b). Let  $A(\varepsilon)$  denote



**Figure 18.** Dubins' length reducing perturbation: the path  $K_h(k)$  is shorter than  $H(h)$ .

the intersection of that circle with  $\text{ray}(O_3, \vec{V})$  in  $\mathcal{N}$ ; recall that the intersection, in  $\mathcal{N}$ , of that circle with  $\text{ray}(O_3, \vec{U})$  is  $O_3^F(\varepsilon)$ . The polar angle of  $\text{ray}(O_3, \vec{V})$  is bigger than the polar angle of  $\text{ray}(O_3, \vec{U})$  by an amount smaller than  $\pi$ . Thus, for  $\varepsilon$  small enough, the counterclockwise oriented arc, denoted  $\text{arc}(A(\varepsilon), O_3^F(\varepsilon))$ , of the circle of radius 2 centered at  $O_2^F(\varepsilon)$  starting at  $A(\varepsilon)$  and ending at  $O_3^F(\varepsilon)$  is also contained in the neighborhood  $\mathcal{N}$ ; indeed, since  $A(\varepsilon)$  and  $O_3^F(\varepsilon)$  converge to  $O_3$  when  $\varepsilon$  tends to 0,  $\text{arc}(A(\varepsilon), O_3^F(\varepsilon))$  also tends to  $O_3$  when  $\varepsilon$  tends to 0. Therefore, we can choose  $\varepsilon$  such that the line segment  $[O_3, A(\varepsilon)]$  and the circular arc  $\text{arc}(A(\varepsilon), O_3^F(\varepsilon))$  are arbitrarily small.

Choose  $h$  equal to the length of the line segment  $[O_3, A(\varepsilon)]$  and choose  $k$  equal to the length of the circular arc  $\text{arc}(A(\varepsilon), O_3^F(\varepsilon))$ . Then  $O_3^H(h) = A(\varepsilon)$  and  $O_3^K(k) = O_3^F(\varepsilon)$ , and therefore  $K(k) = F(\varepsilon)$ . Moreover, we have shown that we can choose  $\varepsilon$  small enough such that  $h$  and  $k$  are arbitrarily small.  $\square$

**Claim B.5** *The length of  $K_h(k)$  is strictly smaller than the length of  $\Pi$ , for any  $h$  and  $k$  sufficiently small.*

**Proof:** The length of  $K_h(k)$  has been shown by Dubins [12] to be strictly shorter than the length of  $K_h(0) = H(h)$  for any fixed  $h$  and for any small enough  $k > 0$ . Furthermore, the length of  $K_h(0) = H(h)$  has been shown in [6] to be strictly shorter than the length of  $\Pi$ . For completeness, we give here the proof. Consider a path of *CCCS* such that the length of the second circular arc is greater than  $\pi$ . With



the notation of Figure 17b, the length of the path is equal to  $L = 2(u_1 + u_2) - \gamma + d - x$  where  $\gamma$  and  $d$  are some constants. Furthermore, we have :

$$\begin{cases} \sin(u_1) + \sin(u_2) = x/2 \\ \cos(u_1) - \cos(u_2) = (y - 1)/2 \end{cases}$$

By computing the derivative of each equation with respect to  $x$  and solving the system, we obtain the following solution (which is defined, since  $(u_1 + u_2) \in (\pi, 2\pi)$  by hypothesis) :

$$\begin{cases} \frac{\partial u_1}{\partial x} = \frac{\sin(u_2)}{2 \sin(u_1 + u_2)} \\ \frac{\partial u_2}{\partial x} = \frac{\sin(u_1)}{2 \sin(u_1 + u_2)} \end{cases}$$

Therefore,

$$\frac{\partial L}{\partial x} = \frac{\sin(u_1) + \sin(u_2)}{\sin(u_1 + u_2)} - 1 = \frac{\cos\left(\frac{u_1 - u_2}{2}\right) - \cos\left(\frac{u_1 + u_2}{2}\right)}{\cos\left(\frac{u_1 + u_2}{2}\right)}.$$

Since  $u_1$  and  $u_2$  are positive and  $(u_1 + u_2) \in (\pi, 2\pi)$ ,  $0 \leq \frac{|u_1 - u_2|}{2} < \frac{|u_1 + u_2|}{2} < \pi$  and thus,  $\cos\left(\frac{u_1 - u_2}{2}\right) > \cos\left(\frac{u_1 + u_2}{2}\right)$ . Furthermore,  $\cos\left(\frac{u_1 + u_2}{2}\right) < 0$  since  $\frac{u_1 + u_2}{2} \in (\frac{\pi}{2}, \pi)$ . Therefore,  $\partial L / \partial x$  is negative, which means that, as long as  $H(h)$  is of type *CCCS* with the second circular arc greater than  $\pi$ , the length of  $H(h)$  is a decreasing function of  $h$ . Hence, we have shown that the length of  $K_h(k)$  is smaller than the length of  $\Pi$  for any  $h$  and  $k$  sufficiently small.  $\square$

To complete the proof of Lemma 3.4(ii), recall that  $F(\varepsilon)$  is free in  $\mathcal{P}$  for any  $\varepsilon$  small enough. By Claims B.4 and B.5, there exists arbitrarily small values of  $\varepsilon, h, k$  such that  $F(\varepsilon) = K_h(k)$  where the length of  $K_h(k)$  is strictly less than the length of  $\Pi$ . This contradicts the optimality of  $\Pi$  and completes the proof.

## C $\mathcal{PP}$ -Anchored Circles

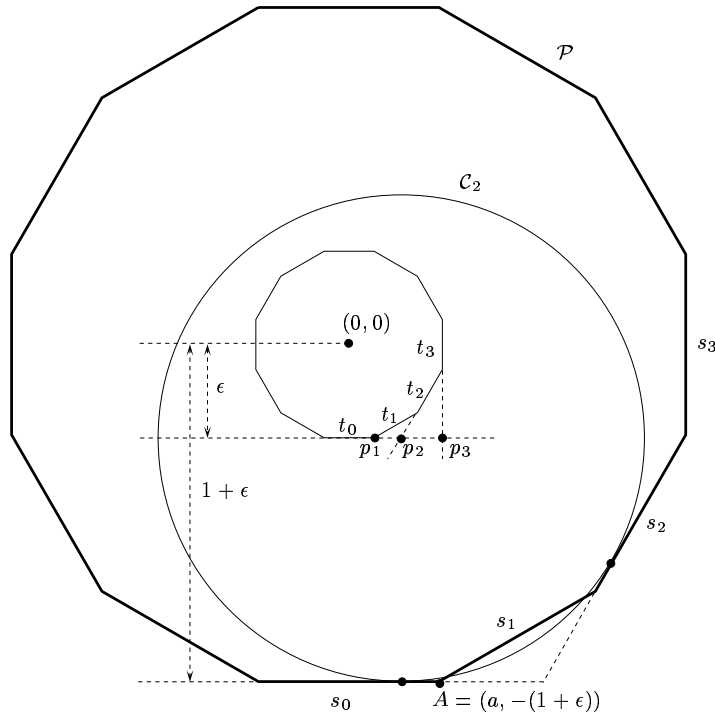
### C.1 Many strongly $\mathcal{PP}$ -anchored circles

Recall that a  $\mathcal{PP}$ -anchored circle is a unit circle tangent to  $\partial\mathcal{P}$  at two points. Such a circle is called *strongly  $\mathcal{PP}$ -anchored* if its long arc between its two tangent points with  $\partial\mathcal{P}$  is free. We study in this section the number of such circles because a strongly  $\mathcal{PP}$ -anchored  $C$ -segment that lies in an optimal path is necessarily supported by a strongly  $\mathcal{PP}$ -anchored circles.

**Lemma C.1** *There exist convex  $n$ -polygons that have  $\Omega(n^2)$  strongly  $\mathcal{PP}$ -anchored circles.*

**Proof:** Let  $n \geq 8$  be a multiple of 4, and let  $0 < \epsilon < \tan(\pi/n)$  be a real parameter. Let  $\mathcal{P}$  be an  $n$ -regular polygon centered at the origin with in-radius  $(1 + \epsilon)$ , i.e., the distance from the origin to each side of  $\mathcal{P}$  is  $(1 + \epsilon)$ . We assume that one of the edges, say  $s_0$ , of  $\mathcal{P}$  is parallel to the  $x$ -axis and lies below the  $x$ -axis; see Figure 19. The coordinates of the right endpoint of  $s_0$  are  $(a, 0)$ , where  $a = (1 + \epsilon) \tan(\pi/n)$ . Let the edges of  $\mathcal{P}$  in a counterclockwise direction be  $s_0, s_1, s_2, \dots, s_{n-1}$ .

The retracted polygon of  $\mathcal{P}$  (i.e., the set of points  $p$  such that the unit circle centered at  $p$  lies inside  $\mathcal{P}$ ) is an  $n$ -regular polygon with radius  $\epsilon$ . Denote its sides by  $t_0, t_1, \dots, t_{n-1}$ , where  $t_i$  is the retraction of  $s_i$ , for  $0 \leq i < n$ . For  $i = 1, \dots, n/4$ , denote by  $p_i = (x_i, -\epsilon)$  the intersection point of the lines supporting  $t_i$  and  $t_0$ , and by  $\mathcal{C}_i$  the unit circle centered at  $p_i$ . It is easily seen that  $0 < x_1 < \dots < x_{n/4} \leq \epsilon$ .



**Figure 19.** The circles  $\mathcal{C}_i$  centered at  $p_i$ ,  $i = 1, \dots, 3 = \frac{n}{4}$ , are strongly  $\mathcal{PP}$ -anchored: they are tangent to  $s_0$  and  $s_i$ , and their long arcs are free.

Since the  $x$ -coordinate of the point at which  $\mathcal{C}_i$  touches the line supporting  $s_0$  is  $x_i$  and  $x_i < \epsilon < \tan(\pi/n) < a$ ,  $\mathcal{C}_i$  is tangent to  $s_0$ , for any  $1 \leq i \leq n/4$ . A symmetric argument shows that  $\mathcal{C}_i$  is tangent to  $s_i$ .

Therefore, we can assign  $n/4$   $\mathcal{PP}$ -anchored circles to every side of  $\mathcal{P}$ , and the number of  $\mathcal{PP}$ -anchored circles of  $\mathcal{P}$  is  $\Omega(n^2)$ . It remains to show that these  $\mathcal{PP}$ -anchored circles are strongly  $\mathcal{PP}$ -anchored.

As can be seen from Figure 19, the point  $p_i$  is a vertex of the polygon defined by the two lines through  $t_0$  and  $t_i$ , and the edges  $t_{i+1}, \dots, t_{n-1}$ . Thus,  $p_i$  is in the retracted polygon of the polygon formed by the two lines through  $s_0$  and  $s_i$ , and the edges  $s_{i+1}, \dots, s_{n-1}$ . Therefore,  $\mathcal{C}_i$  does not properly intersect any of  $s_{i+1}, \dots, s_{n-1}$ , and its long arc is free, so  $\mathcal{C}_i$  is indeed a strongly  $\mathcal{PP}$ -anchored circle.  $\square$

## C.2 Computing $\mathcal{PP}$ -anchored circles

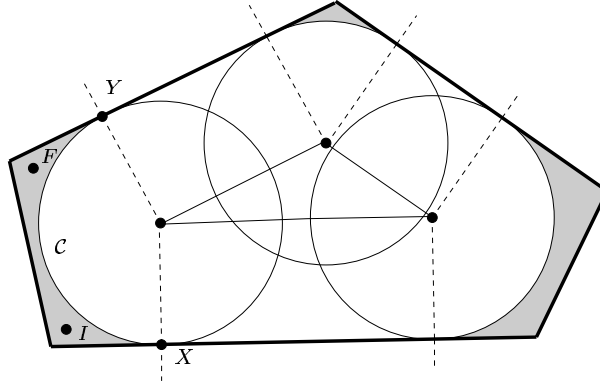
We prove in this section Lemma 5.1, which states:

*For a fixed pair of locations  $I, F$ , there exists at most two  $\mathcal{PP}$ -anchored circles that can appear in an optimal path from  $I$  to  $F$ , and they can be computed in  $O(n)$  time.*

Consider a strongly  $\mathcal{PP}$ -anchored segment that lies in an optimal path. Let  $X$  and  $Y$  denote its points of tangency with  $\partial\mathcal{P}$ , and let  $\mathcal{C}$  denote its supporting circle. Assume without loss of generality that the short arc on  $\mathcal{C}$  joining  $X$  and  $Y$  is  $\mathcal{C}^- [X, Y]$  (see Figure 20). The proof of the lemma is divided into two cases, which depend on whether or not  $\mathcal{C}$  is free.

*Case 1:  $\mathcal{C}$  is free.* The center of  $\mathcal{C}$  lies at a vertex of the retracted polygon of  $\mathcal{P}$  (i.e., the set of points  $p$  such that the unit circle centered at  $p$  lies inside  $\mathcal{P}$ ). By computing the retracted polygon of  $\mathcal{P}$  in linear time, we get (in linear time) the set of the  $O(n)$  free  $\mathcal{PP}$ -anchored circles, which contains  $\mathcal{C}$ . Each of these circles defines one pocket, and all these pockets are pairwise disjoint (see Figure 20). Thus, only one of these pockets contains  $I$  and  $F$ ; hence, by Lemma 2.7,  $\mathcal{C}$  must be the circle defining this pocket. For each of the  $O(n)$  free  $\mathcal{PP}$ -anchored circles, we can easily check, in  $O(1)$  time, whether  $I$  and  $F$  belong to the corresponding pocket. Indeed (see Figure 20),  $I, F \in \mathcal{P}$  belong to the pocket if and only if  $I$  and  $F$  are outside the circle and are in the small wedge defined by the rays emanating from the center of the circle and passing through the points of tangency of the circle with  $\partial\mathcal{P}$ .

*Case 2:  $\mathcal{C}$  is not free.*  $\mathcal{C}$  defines two pockets,  $\Lambda_{\mathcal{C}}[X, X']$  and  $\Lambda_{\mathcal{C}}[Y, Y']$  (see Figure 21). By Lemma 2.7, one of these pockets contains  $I$  and the other contains  $F$ .



**Figure 20.** The free circle  $\mathcal{C}$  is centered on the retracted polygon of  $\mathcal{P}$ .

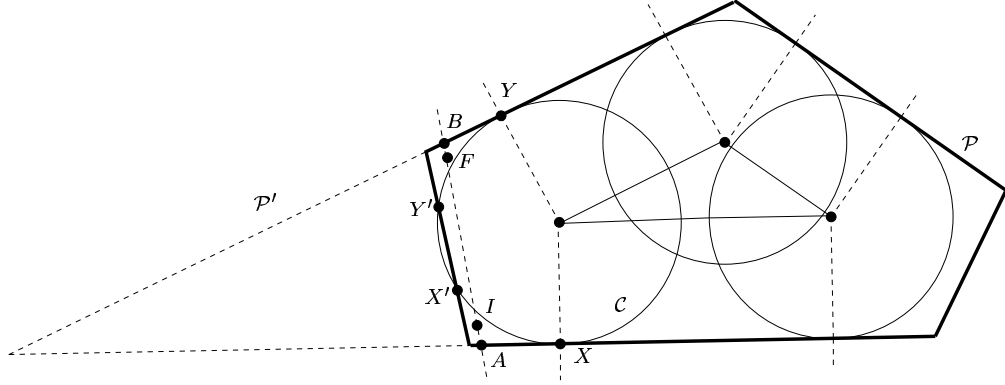
Thus  $I \neq F$  and the line  $L_{IF}$  through  $I$  and  $F$  is defined. Let  $A$  and  $B$  denote the intersection points of  $L_{IF}$  with  $\partial\mathcal{P}$ .

With no loss of generality, suppose  $I \in \Lambda_{\mathcal{C}}[X, X']$  and  $F \in \Lambda_{\mathcal{C}}[Y, Y']$ . The segment  $[I, F]$  must pass through  $\mathcal{C}$  twice since  $I$  and  $F$  are in distinct pockets. Thus, the ray emanating from  $I$  in the direction  $\overrightarrow{FI}$  cannot intersect  $\mathcal{C}$ , and therefore leaves  $\Lambda_{\mathcal{C}}[X, X']$  through  $\partial\mathcal{P}^-[X, X']$ . Thus  $A \in \partial\mathcal{P}^-[X, X']$ . A similar argument shows  $B \in \partial\mathcal{P}^+[Y, Y']$ . Hence,  $X', Y' \notin \partial\mathcal{P}^+[A, B]$  and  $X, Y \in \partial\mathcal{P}^+[A, B]$ .

The chain  $\partial\mathcal{P}^+[A, B]$  does not properly intersect  $\mathcal{C}$ . Indeed (see Figure 21), it properly intersects neither the long arc  $\mathcal{C}^+[X, Y]$ , by assumption, nor the small arc  $\mathcal{C}^-[X, Y]$  because the first intersection between  $\mathcal{C}^-[X, Y]$  (resp.  $\mathcal{C}^+[Y, X]$ ) and  $\partial\mathcal{P}$  is  $X'$  (resp.  $Y'$ ) which does not belong to  $\partial\mathcal{P}^+[A, B]$ . It then follows from  $X, Y \in \partial\mathcal{P}^+[A, B]$  that the circle  $\mathcal{C}$  is a free anchored circle in the polygon  $\mathcal{P}'$  obtained by extending the two edges of  $\partial\mathcal{P}^+[A, B]$  that end at  $A, B$  (see Figure 21). Moreover, the pocket defined by  $\mathcal{C}$  in  $\mathcal{P}'$  contains the two pockets  $\Lambda_{\mathcal{C}}[X, X']$  and  $\Lambda_{\mathcal{C}}[Y, Y']$ , and thus contains  $I$  and  $F$ . As before, at most one free anchored circle in  $\mathcal{P}'$  defines a pocket containing  $I$  and  $F$ , and given  $\mathcal{P}'$ , it can be computed in  $O(n)$  time.

Note finally that polygon  $\mathcal{P}'$  can be determined in  $O(n)$  time. This is because  $I$  and  $F$  determine the points  $A$  and  $B$ , and the turning angle of  $\partial\mathcal{P}^+[A, B]$  is bigger than  $\pi$ . Thus, independent of any assumption about the orientation of the short arc on  $\mathcal{C}$  joining  $X$  and  $Y$ , determine whether  $\mathcal{P}'$  is the polygon obtained by extending the two edges (ending at  $A, B$ ) of  $\partial\mathcal{P}^+[A, B]$  or of  $\partial\mathcal{P}^-[A, B]$ , can simply be done

by checking which of the turning angles of  $\partial\mathcal{P}^+[A, B]$  and  $\partial\mathcal{P}^-[A, B]$  is bigger than  $\pi$ .



**Figure 21.** The non-free circle  $\mathcal{C}$  is centered on the retracted chain of  $\partial\mathcal{P}^+[A, B]$ .

Hence, we proved that for a fixed pair of locations  $I$  and  $F$ , there exist at most two  $\mathcal{P}\mathcal{P}$ -anchored circles (one free and the other non-free) that can appear in an optimal path from  $I$  to  $F$ , and they can be computed in  $O(n)$  time.

## D Monotonicity Property of CCSC Paths

In this section we prove Lemma 5.4, which concerns with the monotonicity properties of *CCSC* paths. Recall that  $X$  and  $Y$  are two given configurations. We study the paths  $\Pi(M)$  from  $X$  to  $Y$  of type  $C_1C_2SC_3$  with specified orientations on the  $C$ -segments, where  $M$  is the common point between  $C_1$  and  $C_2$ . Recall that  $\mathcal{C}_i$ ,  $i = 1, 2, 3$ , denotes the circle supporting the segment  $C_i$ . Lemma 5.4 states:

*$\|\Pi(M)\|$  strictly increases between singular points as  $M$  moves along the oriented circle  $\mathcal{C}_1$ , except when  $\mathcal{C}_1$  and  $\mathcal{C}_3$  are identical with same orientation in which case  $\|\Pi(M)\|$  is constant as  $M$  moves between singular points.*

There are four possible orientation assignments for the circles:  $C_1^+C_2^-SC_3^+$ ,  $C_1^+C_2^-SC_3^-$ ,  $C_1^-C_2^+SC_3^-$ , and  $C_1^-C_2^+SC_3^+$ . We prove the claim for the first two cases; the other two cases can be proved using a symmetric argument.

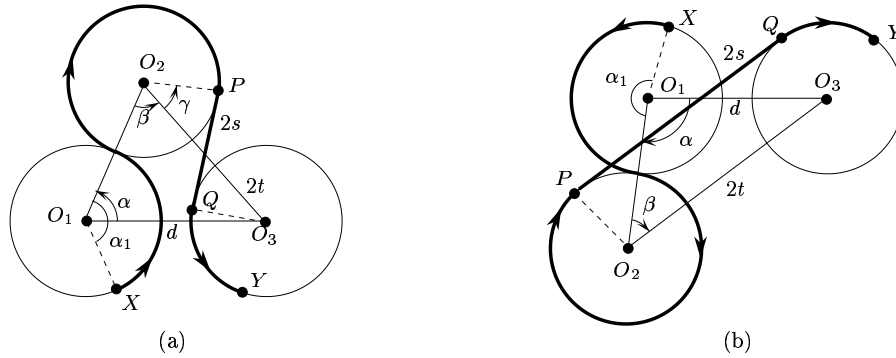
Consider a path  $\Pi(M)$ . Let  $\alpha_1 = \|\mathcal{C}_1^+[X, M]\|$  be the length of the first  $C$ -segment. Since there is one to one mapping between  $\alpha_1$  and  $M$ , we can parametrize  $\Pi$  by  $\alpha_1$ . Let  $\alpha_2 = \alpha_2(\alpha_1)$ ,  $\alpha_3 = \alpha_3(\alpha_1)$  be the length of the second and third  $C$ -segments of  $\Pi(\alpha_1)$ , and let  $2s = 2s(\alpha_1)$  be the length of the  $S$ -segment of  $\Pi(\alpha_1)$ . Let  $O_i$  be the center of the circle  $\mathcal{C}_i$  supporting  $C_i$ ,  $i = 1, 2, 3$ . Although  $O_1$  and  $O_3$  are fixed,  $O_2$  depends on  $\alpha_1$ . By definition

$$L(\alpha_1) = \|\Pi(\alpha_1)\| = \alpha_1 + \alpha_2 + 2s + \alpha_3. \tag{1}$$

As  $M$  moves continuously on  $\mathcal{C}_1$ , the length of every segment in path  $\Pi(M)$  changes continuously, except at singular points and at points for which  $\Pi(M)$  is not defined (i.e., when  $\mathcal{C}_2$  and  $\mathcal{C}_3$  have opposite orientation and properly intersect). It follows that the segment lengths are piecewise differentiable functions of  $\alpha_1$ , and that  $L$  is a piecewise differentiable function of  $\alpha_1$  on the intervals of  $[0, 2\pi)$  where the path  $\Pi(\alpha_1)$  is defined. For a function  $f(\alpha_1)$ , we will use  $f'(\alpha_1)$  to denote  $\partial f / \partial \alpha_1$ . Then

$$L'(\alpha_1) = 1 + \alpha_2' + 2s' + \alpha_3'. \tag{2}$$

We call a value of  $\alpha_1$  singular if the corresponding point  $M$  on  $\mathcal{C}_1$  is singular. The lemma can now be restated as follows: In the open intervals between singular points,  $L' > 0$  almost everywhere (i.e., at all but a finite number of points) except when  $O_1 = O_3$  and  $\Pi(M)$  is of type  $C_1^+ C_2^- S C_3^+$  in which case  $L' = 0$  everywhere. The proof is divided into two cases depending on whether  $O_1$  and  $O_3$  are equal.



**Figure 22.** Path  $\Pi(M)$  of type (a)  $C_1^+ C_2^- S C_3^+$ , and (b)  $C_1^+ C_2^- S C_3^-$ .

*Case 1:  $O_1$  is distinct from  $O_3$ .* Consider the triangle  $\triangle O_1 O_2 O_3$ . See Figure 22. We have  $\|O_1 O_2\| = 2$ ; let  $d = \|O_1 O_3\|$ , and  $2t = \|O_2 O_3\|$ . We also define two

(counterclockwise) oriented angles  $\alpha = \angle O_3O_1O_2$  and  $\beta = \angle O_1O_2O_3$ . Both angles depend on  $\alpha_1$ . Since  $C_1$  is counterclockwise oriented,  $\alpha_1 - \alpha$  is a constant, and therefore  $\alpha' = 1$ .

In view of the above discussion, it is sufficient to prove that  $L'(\alpha_1) > 0$  for any nonsingular value of  $\alpha_1$  such that the path  $\Pi(\alpha_1)$  is defined and  $\alpha \not\equiv 0 \pmod{\pi}$ ; indeed there are only a finite number of values  $\alpha_1$  such that  $\alpha \equiv 0 \pmod{\pi}$ . Since  $\alpha_1$  is not singular, we can assume in the following that  $t \neq 0$ .

By applying the cosine law to  $\triangle O_1O_2O_3$ , we obtain

$$4t^2 = 4 + d^2 - 4d \cos \alpha.$$

By differentiating the above equality and noting that  $\alpha' = 1$ , we get  $2tt' = d \sin \alpha$ . Applying the sine law to  $\triangle O_1O_2O_3$  gives  $2t \sin \beta = d \sin \alpha$ , because  $\alpha$  and  $\beta$  have the same sign, by definition (see Figure 22). It follows

$$t' = \sin \beta. \tag{3}$$

We first consider the case when  $\Pi(M)$  is of type  $C_1^+C_2^-SC_3^-$ . Recall that  $\psi(X)$  is the polar angle of the tangent vector for configuration  $X$ . This angle is constant for all configurations along an  $S$ -segment. On the other hand, the angle increases by  $\delta$  after traversing a  $C^+$ -segment of length  $\delta$ , and decreases by the same amount upon traversing a  $C^-$ -segment of same length. We therefore have the following

$$\psi(Y) \equiv \psi(X) + \alpha_1 - \alpha_2 - \alpha_3 \pmod{2\pi}. \tag{4}$$

Since  $X$  and  $Y$  are fixed, we have  $1 - \alpha'_2 - \alpha'_3 = 0$  or  $\alpha'_2 + \alpha'_3 = 1$ . Substituting this in (2), gives

$$L' = 2 + 2s'.$$

The  $S$ -segment is a translate of the segment  $O_2O_3$  (see Figure 22b). Thus,  $s = t$ , hence  $s' = t' = \sin \beta$ , by (3). Thus,  $L' = 2 + 2 \sin \beta$ . Since  $\Pi(M)$  is of type  $C^+C^-SC^-$ ,

$$\beta + \pi/2 + \alpha_2 \equiv 0 \pmod{2\pi}$$

(see Figure 22b); indeed,  $\beta = \angle O_1O_2O_3$ ,  $\pi/2 = \angle O_3O_2P$ , and  $\alpha_2 = \angle PO_2O_1$ . Thus  $\beta \equiv 3\pi/2 \pmod{2\pi}$  if and only if  $\alpha_2 \equiv 0 \pmod{2\pi}$ , which only occurs at a singular point (by definition of singular points). Therefore  $L'(\alpha_1) > 0$  for any nonsingular value of  $\alpha_1$  for which the path  $\Pi(\alpha_1)$  is defined.

We now turn to the case in which  $\Pi(M)$  is of type  $C_1^+C_2^-SC_3^+$ . Then (4) is replaced by

$$\psi(Y) \equiv \psi(X) + \alpha_1 - \alpha_2 + \alpha_3 \pmod{2\pi},$$

so  $\alpha'_3 = \alpha'_2 - 1$ . Substituting this in (2) gives

$$L' = 2(s' + \alpha'_2).$$

In order to find an expression for  $\alpha'_2$ , it is convenient to define the oriented angle  $\gamma = \angle O_3 O_2 P$ , where  $P$  is the common point between the segments  $C_2$  and  $S$  (see Figure 22a). Recall that  $\alpha_2 = \angle P O_2 O_1$  and  $\beta = \angle O_1 O_2 O_3$ . Thus,  $\gamma + \alpha_2 + \beta \equiv 0 \pmod{2\pi}$ , which implies  $\gamma' + \alpha'_2 + \beta' = 0$  and

$$L' = 2(s' - \gamma' - \beta'). \quad (5)$$

We now find expressions for  $s' - \gamma'$  and  $\beta'$ .

With  $P$  and  $Q$  denoting respectively the first and last points of the  $S$ -segment, it is easy to see that the segments  $O_2 O_3$ ,  $PQ$ ,  $O_2 P$ , and  $O_3 Q$  form two congruent right triangles (see Figure 22a). Thus we have  $s^2 + 1 = t^2$ , whence  $ss' = tt' = t \sin \beta$ , using (3). Further,  $\tan \gamma = s$ , so  $\gamma' = s' \cos^2 \gamma$ . Combining the two results,

$$s' - \gamma' = s' \sin^2 \gamma = s' \left(\frac{s}{t}\right)^2 = \frac{s}{t} \sin \beta. \quad (6)$$

The final derivative needed is  $\beta'$ , which again follows from the cosine law applied to triangle  $\triangle O_1 O_2 O_3$  (see Figure 22a):

$$d^2 = 4 + 4t^2 - 8t \cos \beta.$$

After a differentiation and rearrangement, this yields  $t\beta' \sin \beta = t'(\cos \beta - t)$ . Substituting  $t'$  from (3) and noting that  $\alpha \not\equiv 0 \pmod{\pi}$  implies  $\sin \beta \neq 0$ , we obtain

$$\beta' = \frac{1}{t}(\cos \beta - t), \quad (7)$$

Combining (5), (6) and (7) yields

$$L' = \frac{2}{t}(s \sin \beta + t - \cos \beta).$$

$\Pi(\alpha_1)$  is defined only when  $C_2$  and  $C_3$  do not properly intersect. Thus  $t \geq 1$  wherever  $L$  is defined, thereby implying that  $(t - \cos \beta) \geq 0$  and that

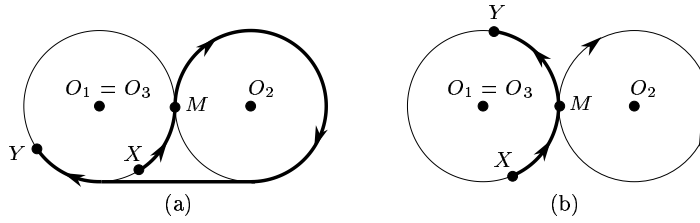
$$\begin{aligned} L' \leq 0 &\Leftrightarrow t - \cos \beta \leq -s \sin \beta \\ &\Rightarrow t^2 - 2t \cos \beta + \cos^2 \beta \leq s^2 \sin^2 \beta = (t^2 - 1) \sin^2 \beta \\ &\Rightarrow t^2 \cos^2 \beta - 2t \cos \beta + 1 \leq 0 \\ &\Rightarrow (t \cos \beta - 1)^2 \leq 0 \\ &\Rightarrow \cos \beta = \frac{1}{t}. \end{aligned}$$



Hence  $L' \leq 0$  only if  $\angle O_3 O_1 O_2 = \alpha \equiv \pi/2 \pmod{\pi}$  (see Figure 22a). Therefore,  $L' > 0$  almost everywhere it is defined.

*Case 2:  $O_1$  and  $O_3$  are equal.* When  $\Pi(M)$  is of type  $C_1^+ C_2^- S C_3^-$  (see Figure 23a),  $\alpha_2 = 3\pi/2$  and  $s = 2$ , thus  $L' = 1 + \alpha'_3$ . Equation (4) still holds, thus  $\alpha'_3 = 1$ . Therefore,  $L' = 2 > 0$  everywhere it is defined.

When  $\Pi(M)$  is of type  $C_1^+ C_2^- S C_3^+$  (see Figure 23b), the circles  $C_1$  and  $C_3$  coincide, and have the same orientation. Thus, both segments  $C_2$  and  $S$  vanish,  $\Pi(M)$  degenerates to a  $C$ -segment, and thus  $L' = 0$  everywhere except when  $M = X$  or  $Y$ , where  $L$  is not differentiable.



**Figure 23.** When  $O_1 = O_3$ : (a)  $\Pi(M)$  is of type  $C_1^+ C_2^- S C_3^-$ ; (b)  $\Pi(M)$  of type  $C_1^+ C_2^- S C_3^+$  degenerates into a single  $C$ -segment, for any  $M \in C_1$ .

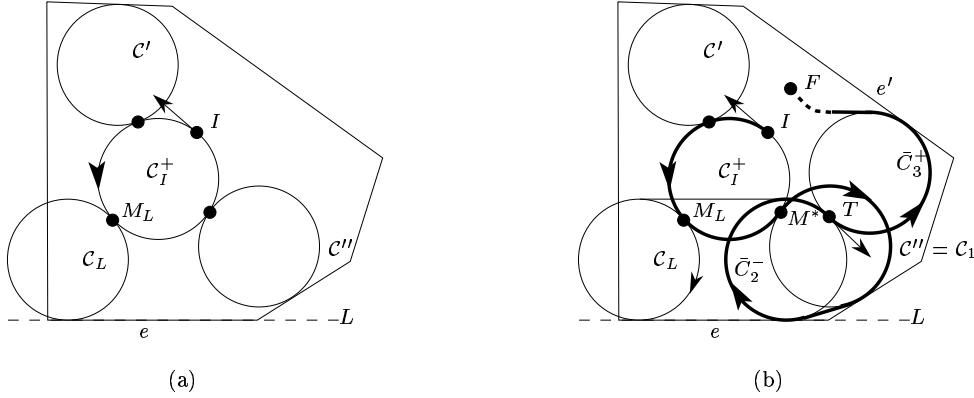
## E Proof of Lemma 5.8

In this section we prove Lemma 5.8, which states:

*If  $\Pi$  is an optimal path of type  $C_I^+ \bar{C}_1^- S \bar{C}_2^- \bar{C}_3^+ S \bar{C}_4^+ C_F^-$ , then  $\bar{C}_1$  is supported by  $C'$  or  $C''$ .*

Recall that  $C'$  or  $C''$  are defined as follows (see Figure 24a):  $C'$  is the first free circle after  $I$  along  $C_I^+$ . If the distance between the line  $L$  supporting the edge  $e$  tangent to the  $C$ -segment  $\bar{C}_2^-$  is greater than 2, then  $C''$  is not defined. Otherwise, in the local frame where  $L$  is horizontal and below  $\mathcal{P}$ , there exist two circles that are above  $L$  and tangent to both  $C_I^+$  and  $L$ . Let  $C_L$  be the leftmost of these two circles, and let  $M_L$  be its tangent point with  $C_I^+$ . The first free circle after  $M_L$  along  $C_I^+$  is  $C''$ .

Let  $T$  be the configuration on  $\Pi$  at the common point between  $\bar{C}_2^-$  and  $\bar{C}_3^+$ . See Figure 24b. As before (in Section 5.2), any choice of a point  $M \in C_I^+$  defines one path  $\Pi(M)$  of the form  $C_I^+ C_1^- S C_2^-$ , which begins at  $I$  and ends at  $T$ , and where  $C_I^+$  and  $C_1^-$  are tangent at  $M$ . Since the  $C$ -segments  $C_1^-$  and  $C_2^-$  have the same



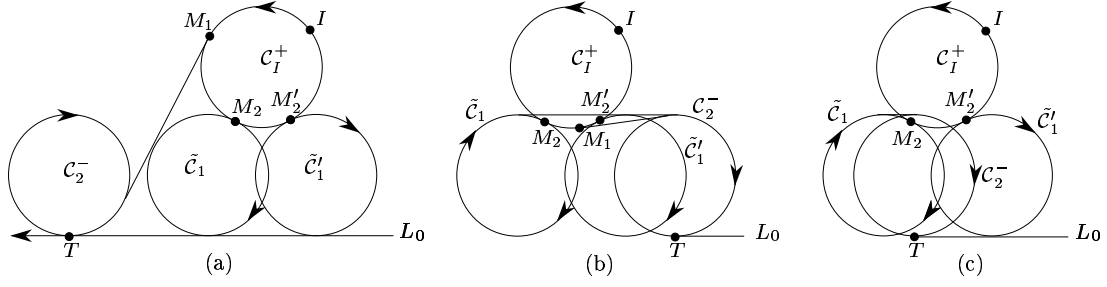
**Figure 24.** Circles  $C'$  and  $C''$  with or without a (supposedly) optimal path  $\Pi$ .

orientation, the path  $\Pi(M)$  always exists, though it might not be free. Let  $M^* \in C_I^+$  be the point such that  $\Pi(M^*)$  is a subpath of the optimal path  $\Pi$ . It follows that  $\Pi(M^*)$  is an optimal path from  $I$  to  $T$ . We will show that  $M^*$  is the first free point after  $I$  or  $M_L$ .

We consider different cases based on which of the singular points exist on  $C_I^+$ . See Figure 25. We first introduce some notations in order to distinguish different singular points. Let  $M_1 \in C_I$  be the point such that the  $C$ -segment  $C_1^-$  in  $\Pi(M)$  vanishes (i.e.,  $\Pi(M)$  is of type  $C_I^+SC_2^-$ );  $M_1$  is only defined when  $C_I$  and  $C_2$  do not properly intersect. Assume for simplicity that  $T$  is the lowest point of  $C_2^-$ , and let  $L_0$  be the horizontal half-line lying to the right of  $T$ . Let  $\tilde{C}_1$  and  $\tilde{C}'_1$  be the two circles (if they exist) tangent to  $C_I$  with center on the horizontal line through the center of  $C_2^-$ , and let  $M_2$  and  $M'_2$  be their respective common points with  $C_I$ ; assume without loss of generality that  $M_2$  is left of  $M'_2$ . The point  $M_2$  (resp.  $M'_2$ ) is a singular point of  $\Pi(M)$  (at which  $C_2^-$  vanishes) if and only if  $\tilde{C}_1$  (resp.  $\tilde{C}'_1$ ) touches  $L_0$ . Otherwise, the  $C_2$ -segment of  $\Pi(M_2)$  (resp.  $\Pi(M'_2)$ ) has length  $\pi$  (see Figure 25b).

Since  $C_1$ - and  $C_2$ -segments of  $\Pi(M)$  have the same orientation, the  $S$ -segment vanishes if and only if the path type  $C_I^+C_1^-SC_2^-$  degenerates to  $C_I^+C^-$ . Thus, if the  $S$ -segment vanishes, the  $C_1$ - or  $C_2$ -segment also vanishes. Therefore, in view of the discussion in Section 5.2, only the following points can be singular points:

- $I$  ( $C_I^+$  vanishes),
- $M_1$ , if  $C_I$  and  $C_2$  do not properly intersect ( $C_1^-$  vanishes),
- $M_2$ , if  $\tilde{C}_1$  exists and touches  $L_0$  ( $C_2^-$  vanishes),



**Figure 25.** Singular points of  $\Pi(M)$ . In (a):  $\{I, M_1, M_2, M_2'\}$ . In (b):  $\{I, M_1\}$ . In (c):  $\{I, M_2'\}$ .

- $M_2'$ , if  $\tilde{C}_1'$  exists and touches  $L_0$  ( $C_2^-$  vanishes).

There are three cases to consider, depending on the relative positions of  $C_1$  and  $C_2$ .

- (i) The distance between  $C_I$  and the line supporting  $L_0$  is at most 2, and  $C_2$  lies to the left of  $\tilde{C}_1$ , i.e., both  $\tilde{C}_1$  and  $\tilde{C}_1'$  touch  $L_0$ ; see Figure 25a. In this case  $C_2$  does not intersect  $C_I$ , and therefore  $M_1$  also exists. The singular points are thus  $\{I, M_1, M_2, M_2'\}$ .
- (ii) Either the distance between  $C_I$  and the line supporting  $L_0$  is greater than 2, or neither  $\tilde{C}_1$  nor  $\tilde{C}_1'$  touches  $L_0$ ; see Figure 25b. In both cases,  $C_I$  and  $C_2$  do not intersect, so  $M_1$  exists. The singular points are therefore  $\{I, M_1\}$ .
- (iii) The distance between  $C_I$  and the line supporting  $L_0$  is at most 2 and  $C_2$  lies between  $\tilde{C}_1$  and  $\tilde{C}_1'$ . In this case,  $\tilde{C}_1$  does not touch  $L_0$ , and  $C_I$  intersects  $C_2$ , so the singular points are  $\{I, M_2'\}$ ; see Figure 25c.

Before proving for each case that  $M^*$  is the first free point along  $C_I^+$  after  $I$  or  $M_L$ , we state a few claims, which we will need for the proof.

**Claim E.1**  $M^*$  is not a singular point of  $\Pi(M)$ .

**Proof:** If  $M^*$  is a singular point, the type of  $\Pi(M^*)$  degenerates, contradicting that  $\Pi$  is of type  $C_I^+ \bar{C}_1^- S \bar{C}_2^- \bar{C}_3^+ S \bar{C}_4^+ C_F^-$ .  $\square$

**Claim E.2**  $M^*$  is the first free point along  $C_I^+$  after a singular point of  $\Pi(M)$ .

**Proof:** By Lemma 5.6,  $M^*$  is free on  $\mathcal{C}_I^+$ . If there exists  $M' \neq M^*$  free on  $\mathcal{C}_I^+$  such that  $\mathcal{C}_I^+(M', M^*)$  does not contain any singular point, then the path  $\Pi(M')$  exists because  $\mathcal{C}_1^-$  and  $\mathcal{C}_2^-$  have the same orientation.  $\Pi(M')$  is free because the first  $\mathcal{C}_I^+$ -segment of  $\Pi(M')$  is part of the feasible path  $\Pi(M^*)$ , the circle  $\mathcal{C}_1^-$  is free by definition of  $M'$ , and the circle  $\mathcal{C}_2^-$  is free (by Lemma 5.6). Finally,  $\|\Pi(M')\| < \|\Pi(M^*)\|$  by the monotonicity property (Lemma 5.4), which contradicts the optimality of  $\Pi(M^*)$ .  $\square$

**Claim E.3** *If  $M_2$  and  $M_2'$  are defined (but not necessarily singular points), then (i) the length function  $\|\Pi(M)\|$  increases at  $M = M_2$ , and (ii)  $M^* \in \mathcal{C}_I^+(M_2, M_2')$ .*

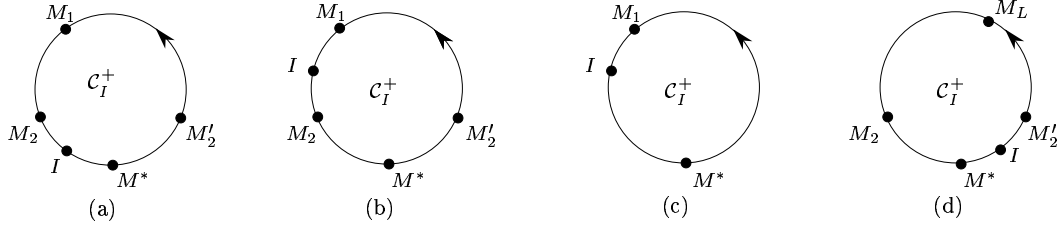
**Proof:** If  $M_2$  is not a singular point, then by Lemma 5.4,  $\|\Pi(M)\|$  increases at  $M_2$ . If  $M_2$  is a singular point, then  $\|\Pi(M)\|$  jumps by  $2\pi$  at  $M_2$  (see Figure 25a). As for (ii), the length of the last  $C$ -segment  $\mathcal{C}_2$  of  $\Pi(M)$  is greater than  $\pi$  if and only if the center of  $\mathcal{C}_1$  lies below the center of  $\mathcal{C}_2$  (see Figure 25), that is  $M \in \mathcal{C}_I^+(M_2, M_2')$ . Since  $\mathcal{C}_2$  is a nonterminal  $C$ -segment of the optimal path  $\Pi$ ,  $\|\mathcal{C}_2\| > \pi$ , therefore  $M^* \in \mathcal{C}_I^+(M_2, M_2')$ .  $\square$

**Claim E.4** *If  $M_1$  exists, then the circular arc  $\mathcal{C}_I^+[M_1, M^*]$  contains  $I$  or  $M_2'$ . If  $I \notin \mathcal{C}_I^+[M_1, M^*]$ , then  $M_2'$  is a singular point.*

**Proof:** If  $I \notin \mathcal{C}_I^+[M_1, M^*]$ , then  $\Pi(M_1)$  is free because the first  $C$ -segment  $\mathcal{C}_I^+[I, M_1]$  of  $\Pi(M_1)$  is part of  $\Pi(M^*)$  and  $\mathcal{C}_2^-$  is free by Lemma 5.6. Thus  $\Pi(M_1, M^*)$  contains a singular point, because otherwise  $\|\Pi(M_1)\| < \|\Pi(M^*)\|$  by the monotonicity property (Lemma 5.4) and Claim E.1, and thus  $\Pi(M^*)$  is not optimal, a contradiction. If  $M_2'$  also does not lie in  $\mathcal{C}_I^+[M_1, M^*]$ , then  $M_2$  is a singular point and lies on this arc. By Claim E.3,  $\|\Pi(M_1)\| < \|\Pi(M_2)\| < \|\Pi(M^*)\|$ , a contradiction. Hence, either  $I$  or  $M_2'$  lies on  $\mathcal{C}_I^+[M_1, M^*]$ , and  $M_2'$  is a singular point if  $I$  does not lie in this arc.  $\square$

We now prove for each of the three cases stated above that  $M^*$  is the first free point after  $I$  or  $M_L$ .

**Case (i)** The singular points are  $\{I, M_1, M_2, M_2'\}$ . Since  $\mathcal{C}_2$  lies to the left of  $\tilde{\mathcal{C}}_1$ , one can easily show that  $M_1 \in \mathcal{C}_I^+[M_2', M_2]$  (see Figure 25a). Refer now to Figures 26a and b. By Claim E.3,  $M^* \in \mathcal{C}_I^+(M_2, M_2')$ . It follows that  $\mathcal{C}_I^+[M_1, M^*]$  does not contain  $M_2'$  and thus contains  $I$  (by Claim E.4). Thus,  $\mathcal{C}_I^+(I, M^*)$  does not contain any singular point except possibly  $M_2$ . If  $M_2 \notin \mathcal{C}_I^+(I, M^*)$



**Figure 26.** Some respective positions of the singular points  $\{I, M_1, M_2, M'_2\}$  in (a) and (b),  $\{I, M_1\}$  in (c), and  $\{I, M'_2\}$  in (d).

(Figure 26a), then  $M^*$  is the first free point after  $I$  because, by Claim E.2,  $M^*$  is the first free point after a singular point. Even if  $M_2 \in C_I^+(I, M^*)$  (Figure 26b),  $M^*$  is the first free point after  $I$ . Indeed, if the first free point after  $I$  along  $C_I^+$  is  $M' \in C_I^+[I, M_2)$ , then  $\Pi(M')$  is free because the first arc  $C_I^+[I, M']$  of  $\Pi(M')$  is part of  $\Pi$  and the second and third  $C$ -segments of  $\Pi(M')$  are free by definition of  $M'$  and by Lemma 5.6, respectively. Moreover, by Lemma 5.4 and Claim E.3,  $\|\Pi(M')\| < \|\Pi(M_2)\| < \|\Pi(M^*)\|$ , a contradiction.

**Case (ii)** The singular points are  $\{I, M_1\}$ . See Figure 26c. Since  $M'_2$  is not a singular point, by Claim E.4,  $I \in C_I^+[M_1, M^*]$ . Consequently,  $C_I^+(I, M^*)$  does not contain any singular point. Therefore, by Claim E.2,  $M^*$  is the first free point after  $I$ .

**Case (iii)** The singular points are  $\{I, M'_2\}$ . As before, if  $C_I^+(I, M^*)$  does not contain any singular point,  $M^*$  is the first free point after  $I$ . We thus consider on the case in which  $M'_2 \in C_I^+(I, M^*)$  (see Figure 26d). Since  $M_2$  and  $M'_2$  exist, by Claim E.3,  $M^* \in C_I^+(M_2, M'_2)$ . It thus follows that  $M^*$  is the first free point after  $M'_2$  (by Claims E.2 and E.3). Thus, in order to show that  $M^*$  is the first free point after  $M_L$ , it is sufficient to prove that  $M_L \in C_I^+[M'_2, M_2]$ , which is equivalent to prove that the length of the last  $C$ -segment  $C_2$  of  $\Pi(M_L)$  is at most  $\pi$ . This can be shown as follows.

We assume for simplicity that the edge  $e$  (tangent to the  $C$ -segment  $C_2^-$ ) is horizontal and below  $\mathcal{P}$  (see Figure 24b); to be coherent, we release the assumption that  $T$  is the lowest point of  $C_2^-$ . By Lemma 2.4, the arc length of  $\bar{C}_2$  in  $\Pi$  from its tangent point with the edge  $e$  to  $T$  must be at least  $\pi$ . In other words,  $T$  must be in the right half of  $\bar{C}_2$ . On the other hand, by definition of  $M_L$ ,  $C_L$  is the leftmost circle of all the unit circles tangent to  $L$  from above

---

that intersect  $\mathcal{C}_I$ . Since  $\mathcal{C}_2$  is tangent to  $L$  from above and properly intersect  $\mathcal{C}_I$  (because  $M_1$  is not defined in this case), the top point of  $\mathcal{C}_L$  is left of the top point of  $\mathcal{C}_2$ . Thus, since  $T$  is on the right half of  $\bar{\mathcal{C}}_2$ , the arc length of  $\mathcal{C}_2$  in  $\Pi(M_L)$  is less than  $\pi$  (see Figure 24b).



---

Unité de recherche INRIA Lorraine  
LORIA, Technopôle de Nancy-Brabois - Campus scientifique  
615, rue du Jardin Botanique - BP 101 - 54602 Villers-lès-Nancy Cedex (France)  
Unité de recherche INRIA Rennes : IRISA, Campus universitaire de Beaulieu - 35042 Rennes Cedex (France)  
Unité de recherche INRIA Rhône-Alpes : 655, avenue de l'Europe - 38330 Montbonnot-St-Martin (France)  
Unité de recherche INRIA Rocquencourt : Domaine de Voluceau - Rocquencourt - BP 105 - 78153 Le Chesnay Cedex (France)  
Unité de recherche INRIA Sophia Antipolis : 2004, route des Lucioles - BP 93 - 06902 Sophia Antipolis Cedex (France)

---

Éditeur  
INRIA - Domaine de Voluceau - Rocquencourt, BP 105 - 78153 Le Chesnay Cedex (France)  
<http://www.inria.fr>  
ISSN 0249-6399