



**HAL**  
open science

# Hardness and Approximation Results for Black Hole Search in Arbitrary Networks

Ralf Klasing, Euripides Markou, Tomasz Radzik, Fabiano Saracco

► **To cite this version:**

Ralf Klasing, Euripides Markou, Tomasz Radzik, Fabiano Saracco. Hardness and Approximation Results for Black Hole Search in Arbitrary Networks. [Research Report] RR-5659, INRIA. 2006, pp.36. inria-00070349

**HAL Id: inria-00070349**

**<https://inria.hal.science/inria-00070349>**

Submitted on 19 May 2006

**HAL** is a multi-disciplinary open access archive for the deposit and dissemination of scientific research documents, whether they are published or not. The documents may come from teaching and research institutions in France or abroad, or from public or private research centers.

L'archive ouverte pluridisciplinaire **HAL**, est destinée au dépôt et à la diffusion de documents scientifiques de niveau recherche, publiés ou non, émanant des établissements d'enseignement et de recherche français ou étrangers, des laboratoires publics ou privés.

# *Hardness and Approximation Results for Black Hole Search in Arbitrary Networks*

Ralf Klasing — Euripides Markou — Tomasz Radzik — Fabiano Sarracco

**N° 5659**

August 2005

Thème COM



*Rapport  
de recherche*



## Hardness and Approximation Results for Black Hole Search in Arbitrary Networks\*

Ralf Klasing<sup>†</sup>, Euripides Markou<sup>‡</sup>, Tomasz Radzik<sup>§</sup>, Fabiano Sarracco<sup>¶</sup>

Thème COM — Systèmes communicants  
Projet Mascotte

Rapport de recherche n° 5659 — August 2005 — 36 pages

**Abstract:** A black hole is a highly harmful stationary process residing in a node of a network and destroying all mobile agents visiting the node without leaving any trace. The Black Hole Search is the task of locating all black holes in a network, through the exploration of its nodes by a set of mobile agents. In this paper we consider the problem of designing the fastest Black Hole Search, given the map of the network and the starting node. We study the version of this problem that assumes that there is at most one black hole in the network and there are two agents, which move in synchronized steps. We prove that this problem is NP-hard in arbitrary graphs (even in planar graphs) thus solving an open problem stated in [2]. We also give a  $3\frac{3}{8}$ -approximation algorithm, showing the first non-trivial approximation ratio upper bound for this problem. Our algorithm follows a natural approach of exploring the network via a spanning tree. We prove that this approach cannot lead to an approximation ratio bound better than  $3/2$ .

**Key-words:** Approximation algorithm, black hole search, graph exploration, mobile agent, NP-hardness.

\* Research supported in part by the European project IST FET CRESCCO (contract no. IST-2001-33135), the Royal Society Grant ESEP 16244, EGIDE, the Ambassade de France en Grèce/Institut Français d'Athènes, and EPEAEK 70/3/6865. Part of this work was done while E. Markou, T. Radzik and F. Sarracco were visiting the MASCOTTE project at INRIA Sophia Antipolis.

<sup>†</sup> MASCOTTE project, I3S-CNRS/INRIA/Université de Nice-Sophia Antipolis, 2004 Route des Lucioles, BP 93, F-06902 Sophia Antipolis Cedex (France), email [Ralf.Klasing@sophia.inria.fr](mailto:Ralf.Klasing@sophia.inria.fr)

<sup>‡</sup> Department of Informatics and Telecommunications, National and Kapodistrian University of Athens, email [emarkou@softlab.ece.ntua.gr](mailto:emarkou@softlab.ece.ntua.gr)

<sup>§</sup> Department of Computer Science, King's College London, London, UK, email [radzik@dcs.kcl.ac.uk](mailto:radzik@dcs.kcl.ac.uk)

<sup>¶</sup> Dipartimento di Informatica e Sistemistica, Università di Roma "La Sapienza", email [Fabiano.Sarracco@dis.uniroma1.it](mailto:Fabiano.Sarracco@dis.uniroma1.it)

## Sur la complexité et l'approximation de la recherche de trous noirs dans des réseaux arbitraires

**Résumé :** Un trou noir est un processus stationnaire hautement nuisible se trouvant sur un nœud du réseau et détruisant sans laisser de trace tous les agents mobiles passant par ce nœud. La recherche de trous noirs consiste à localiser l'ensemble des trous noirs dans un réseau, en utilisant des agents mobiles qui parcourent l'ensemble des nœuds.

Dans cet article, nous traitons le problème de concevoir une recherche de trous noirs la plus efficace en temps étant donné un réseau et un point de départ pour les agents mobiles. Plus précisément, nous étudions ce problème dans le cas où le réseau contient au plus un seul trou noir, deux agents mobiles sont disponibles et se déplacent de manière synchronisée. Nous prouvons que ce problème est NP-difficile pour les graphes arbitraires (également pour les graphes planaires), ceci résout un des problèmes ouverts mentionné dans [2].

Nous donnons aussi un algorithme d'approximation avec un rapport de  $3\frac{3}{8}$ , qui donne la première borne supérieure non-triviale du rapport d'approximation pour ce problème. Cet algorithme est basé sur une approche naturelle de parcours du graphe utilisant un arbre de longueur minimale. Nous prouvons que cette approche ne peut aboutir à une borne du rapport d'approximation meilleure que  $3/2$ .

**Mots-clés :** Algorithme d'approximation, recherche de trous noirs, graphe d'exploration, agent mobile, problème NP-difficile.

# 1 Introduction

## 1.1 The Background and the Problem

Problems related to security in a network environment have attracted many researchers. For instance protecting a host, i.e., a node of a network, from an agent's attack [14, 15] as well as protecting mobile agents from "host attacks", i.e., harmful items stored in nodes of the network, are important with respect to security of a network environment. Various methods of protecting mobile agents against malicious hosts have been discussed, e.g., in [9, 10, 13, 14, 15, 16].

We consider here malicious hosts of a particularly harmful nature, called *black holes* [1, 2, 3, 4, 5, 6]. A black hole is a node in a network which contains a stationary process destroying all mobile agents visiting this node, without leaving any trace. Since agents cannot prevent being annihilated once they visit a black hole, the only way of protection against such processes is identifying the hostile nodes and avoiding further visiting them. The only way to locate a black hole is to visit it by at least one agent. An agent which falls into a black hole will be destroyed and will not turn up at a node where the other agents may expect it. This allows the surviving agents to infer the existence and location of a black hole. We assume in this paper that there may be at most one black hole in the network, there are exactly two agents, they start from the same given starting node  $s$ , which is known to be safe, and at least one agent must report back to  $s$  with information where exactly the black hole is or that there is none. We consider the problem of designing a black hole search scheme for a given network and a given starting node.

The issue of efficient black hole search was extensively studied in [3, 4, 5, 6] in many types of networks under the scenario of a totally asynchronous network, i.e., while every edge traversal by a mobile agent requires finite time, there is no upper bound on this time. In this setting it was observed that in order to solve the problem the network must be 2-connected. Moreover, in an asynchronous network it is impossible to answer the question of whether a black hole actually exists, hence it is assumed in [3, 4, 5, 6] that there is exactly one black hole and the task is to locate it.

In [1, 2] the problem is studied under the scenario we consider in this paper. The network is partially synchronous, i.e., there is an upper bound on the time needed by an agent for traversing any edge. The partially synchronous network makes a dramatic change to the problem. The black hole can be located by two agents in any graph. Moreover the agents can decide if there is a black hole or not. To measure the efficiency of a black hole search, it is assumed that each agent takes exactly one time unit (one synchronized step) to traverse one edge (and to make all necessary computations associated with this move). Then the cost of a given black hole search (scheme) in a given network  $G$  and from a given starting node  $s$  is defined as the total time the search takes under the worst-case location of the black hole (or when there is no black hole in the network).

The cost of a black hole search should be distinguished from the time complexity of an algorithm producing the scheme for the search. Informally, the former is the time of walking, while the latter is the time of preparing (planning) the walk. Following [1] and [2], we study

the optimization problem of computing (preparing), for a given network  $G$  and the starting node  $s$ , a minimum-cost black hole search scheme. From now on, the Black Hole Search problem refers to this optimization problem.

In [2] the Black Hole Search problem is studied in tree topologies, and the main results given are an exact polynomial-time algorithm for some sub-class of trees and a  $5/3$ -approximation algorithm for arbitrary trees. The existence of an exact polynomial-time algorithm for arbitrary trees is left open. The authors of [1] study there a variant of the problem in which the input instance is a triple  $(G, s, \widehat{S})$ , where  $G$  and  $s$  are, as above, a network and the starting node, and  $\widehat{S} \supseteq \{s\}$  is a given subset of nodes known to be safe (no black hole can be located in any node in  $\widehat{S}$ ). The main results presented in [1] are that for arbitrary graphs this variant of the Black Hole Search problem is NP-hard but can be approximated within a ratio bound 9.3. Observe that the problem we consider in this paper is the problem considered in [1] restricted to the case when  $\widehat{S} = \{s\}$ .

## 1.2 Our Results

We show that the problem of finding a minimum cost Black Hole Search in an arbitrary graph when only the starting node is initially known to be safe is NP-hard, thus solving an open problem stated in [2]. Moreover, we give a  $3\frac{3}{8}$ -approximation algorithm for this problem, i.e., we construct a polynomial time algorithm which, given a graph and a starting node as input, produces a Black Hole Search whose cost is at most  $3\frac{3}{8}$  times the best cost of a Black Hole Search for this input. This result improves on the 4-approximation scheme observed in [2], and it is the first non-trivial approximation ratio bound for this problem.

Our approximation algorithm explores the input graph via some spanning tree. We show a limitation of this natural approach by presenting an infinite family of graphs such that for each graph in this family, the cost of any Black Hole Search which explores this graph via a spanning tree is at least  $3/2 - O(1/n)$  times the optimal cost.

As a part of our approximation algorithm for graphs, we develop an algorithm for computing black hole search schemes for trees, which is based on the algorithm presented in [2]. We show that the approximation ratio of this algorithm is at most  $\frac{10}{7}$ , and asymptotically at most  $\frac{4}{3} + O(\frac{1}{n})$ , improving the approximation ratio bound of  $\frac{5}{3}$  shown in [2].

## 1.3 Structure of the Paper

Section 2 presents the model of the problem we study, and provides the terminology we will use in the rest of the paper; moreover some fundamental properties are stated. In Section 3 we prove that the minimum cost Black Hole Search problem in arbitrary graphs is NP-hard. In Section 4 we give a  $3\frac{3}{8}$  approximation scheme for this problem. Finally, Section 5 is intended to investigate the limitations of the spanning tree based approach we use in this paper.

## 2 Model and Terminology

We represent a network as a connected undirected graph  $G = (V, E)$ , without multiple edges or self-loops, where nodes denote hosts and edges denote communication links. In the following we will use the terms graph and network, host and node, and link and edge interchangeably, although we tend to use the term graph to mean an abstract representation of a network. We assume that the nodes of  $G$  can be partitioned into two subsets:

- a set of BLACK HOLES  $B \subsetneq V$ , i.e., of nodes destroying any agent visiting them without leaving any trace;
- a set of SAFE NODES  $V \setminus B$ .

During a Black Hole Search (or simply BHS), agents start from a special node  $s \in V \setminus B$  called the STARTING NODE, and explore graph  $G$  by traversing its edges. The starting node  $s$  is known to be a safe node; and generally a subset of nodes  $\hat{S}$  with  $s \in \hat{S} \subseteq V \setminus B$ , which are known to be safe, may be given. The target of the agents is to report to  $s$  which nodes of  $G$  are black holes.

In this paper we consider the following restricted version of the problem:  $|B| \leq 1$  (i.e., there can be either one black hole or no black holes at all in  $G$ ),  $\hat{S} = \{s\}$  (only the starting node is known to be safe), there are two agents, agents have a complete map of  $G$ , agents have distinct labels (we will call them *Agent-1* and *Agent-2*) and communicate only when they are in the same node (and not, e.g., by leaving messages at nodes). Finally, the network is (at least partially) synchronous. This means that there exists an upper bound on the time needed by any edge traversal; we normalize this bound, and assume that each traversal requires one time unit. We now formalize the problem we study in this paper, calling it the MINIMUM COST BHS PROBLEM, or simply the BHS problem.

**BHS problem**

**Instance** : a connected undirected graph  $G = (V, E)$  and a node  $s \in V$ .

**Solution** : an EXPLORATION SCHEME  $\mathcal{E}_{G,s} = (\mathbb{X}, \mathbb{Y})$  for  $G$  and  $s$ , where  $\mathbb{X} = \langle x_0, x_1, \dots, x_T \rangle$  and  $\mathbb{Y} = \langle y_0, y_1, \dots, y_T \rangle$  are two equal-length sequences of nodes in  $G$ , which satisfies the feasibility constraints 1–4 given below. The length of the exploration scheme  $\mathcal{E}_{G,s}$  is defined to be  $T$ .

**Measure** : the cost of the BHS based on  $\mathcal{E}_{G,s}$ .

When the BHS based on a given exploration scheme  $\mathcal{E}_{G,s}$  is performed in  $G$ , *Agent-1* follows the path defined by  $\mathbb{X}$  while *Agent-2* follows the path defined by  $\mathbb{Y}$ . In other words, at the end of the  $i$ -th step of the exploration scheme (at time  $i$ ), *Agent-1* is in node  $x_i$ , while *Agent-2* is in node  $y_i$ . As soon as an agent deduces the existence and the exact location of the black hole, it “aborts” the exploration and returns to the starting node  $s$  by traversing nodes in  $V \setminus B$ . The cost of the BHS based on  $\mathcal{E}_{G,s}$  is defined later in this section. Observe



that since we assume that the agents do not leave any messages at nodes and that there is at most one black hole, then there is no reason for considering any other more adaptive exploration.

If  $\mathbb{X} = \langle x_0, x_1, \dots, x_T \rangle$  and  $\mathbb{Y} = \langle y_0, y_1, \dots, y_T \rangle$  are two equal-length sequences of nodes in  $G$ , then  $\mathcal{E}_{G,s} = (\mathbb{X}, \mathbb{Y})$  is a feasible exploration scheme for  $G$  and the starting node  $s$  (and can be effectively used as a basis for a BHS in  $G$ ) if the constraints 1–4 stated below are satisfied.

**Constraint 1:**  $x_0 = y_0 = s, x_T = y_T$ .

**Constraint 2:** for each  $i = 0, \dots, T - 1$ , either  $x_{i+1} = x_i$ , or  $(x_i, x_{i+1}) \in E$ ; and similarly either  $y_{i+1} = y_i$  or  $(y_i, y_{i+1}) \in E$ .

**Constraint 3:**  $\bigcup_{i=0}^T \{x_i\} \cup \bigcup_{i=0}^T \{y_i\} = V$ .

Constraint 1 corresponds to the fact that both agents start from the given starting node  $s$ . The requirement that the sequences  $\mathbb{X}$  and  $\mathbb{Y}$  end at the same node provides a convenient simplification of the reasoning without loss of generality. Constraint 2 models the fact that during each step, each agent can either WAIT in the node  $v$  where it was at the end of the previous step, or traverse an edge of the network to move to a node adjacent to  $v$ . Constraint 3 assures that each node in  $V$  is visited by at least one agent during the exploration. We need additional definitions to state Constraint 4.

Given an exploration scheme  $\mathcal{E}_{G,s} = (\mathbb{X}, \mathbb{Y})$ , for each  $i = 0, 1, \dots, T$ , we call the EXPLORED TERRITORY at step  $i$  the set  $S_i$  defined in the following way:

$$S_i = \begin{cases} \bigcup_{j=0}^i \{x_j\} \cup \bigcup_{j=0}^i \{y_j\}, & \text{if } x_i = y_i; \\ S_{i-1}, & \text{otherwise.} \end{cases}$$

Thus  $S_0 = \{s\}$  by Constraint 1,  $S_T = V$  by Constraint 1 and Constraint 3, and  $S_{j-1} \subseteq S_j$  for each step  $1 \leq j \leq T$ . A node  $v$  is EXPLORED at a step  $i$  if  $v \in S_i$ , or UNEXPLORED otherwise. These definitions reflect the assumption that the agents communicate with each other, exchanging their full knowledge, when and only when they meet at a node. An unexplored node  $v$  may have been already visited by one of the agents, but it will become explored only when the agents meet (and communicate) next time. If both agents are alive at the end of step  $i$ , then the explored nodes at this step are all nodes which are known to *both* agents to be safe. Note that the explored territory is defined for an exploration scheme  $\mathcal{E}_{G,s}$ , not for the BHS based on  $\mathcal{E}_{G,s}$ , so it does not take into account the possible existence of the black hole. This is taken into account in the definition of the cost of the BHS based on  $\mathcal{E}_{G,s}$ .

A MEETING STEP (or simply MEETING) is the step 0 and every step  $1 \leq j \leq T$  such that  $S_j \neq S_{j-1}$ . Observe that, for each meeting step  $j$ , we must have  $x_j = y_j$ , but not necessarily the opposite, and we call this node a MEETING POINT. The meeting steps are the steps when the agents meet and add at least one new node to the explored territory. A

sequence of steps  $\langle j + 1, j + 2, \dots, k \rangle$  where  $j$  and  $k$  are two consecutive meetings is called a PHASE of length  $k - j$ . We give now the last constraint on a feasible exploration scheme.

**Constraint 4:** for each phase with a sequence of steps  $\langle j + 1, \dots, k \rangle$ ,

- (a)  $|\{x_{j+1}, \dots, x_k\} \setminus S_j| \leq 1$  and  $|\{y_{j+1}, \dots, y_k\} \setminus S_j| \leq 1$ ; and
- (b)  $\{x_{j+1}, \dots, x_k\} \setminus S_j \neq \{y_{j+1}, \dots, y_k\} \setminus S_j$ .

Constraint 4(a) means that during each phase, one agent can visit at most one unexplored node. If it visited two or more unexplored nodes and one of them was a black hole, then the other, surviving, agent would not know where exactly the black hole is. Constraint 4(b) says that the same unexplored node cannot be visited by both agents during the same phase, or otherwise they both may end up in a black hole (see [2]). From now on an exploration scheme means a feasible exploration scheme. The next two simple observations will be frequently used in our arguments.

**Lemma 2.1** *If  $k \geq 1$  is a meeting step for an exploration scheme  $\mathcal{E}_{G,s}$ , then  $x_k = y_k \in S_{k-1}$ .*

**Proof.** Let  $j$  be the last meeting step before step  $k$ , and hence  $S_j = S_{j+1} = \dots = S_{k-1}$ . By definition  $x_k = y_k \in S_k$ . If  $x_k = y_k$  is not in  $S_{k-1}$ , then it is in both  $\{x_{j+1}, \dots, x_k\} \setminus S_j$  and  $\{y_{j+1}, \dots, y_k\} \setminus S_j$ . In this case, at least one of the conditions of Constraint 4 is violated.  $\square$

**Lemma 2.2** *Each phase of an exploration scheme  $\mathcal{E}_{G,s}$  has length at least two.*

**Proof.** Let us suppose, by contradiction, that there exists in  $\mathcal{E}_{G,s}$  a phase of length 1, and hence two adjacent meeting steps  $j$  and  $j + 1$ . The step  $j + 1$  is a meeting if and only if  $S_{j+1} \supsetneq S_j$ , but, by Lemma 2.1,  $x_{j+1} = y_{j+1} \in S_j$ , and hence  $S_{j+1} = S_j$ . Therefore there cannot exist in  $\mathcal{E}_{G,s}$  a phase of length 1.  $\square$

We now present a notation for describing each phase of length 2, at the end of which the explored territory increases by 2 nodes. Any phase  $\langle j + 1, j + 2 \rangle$  of this kind has to have the following structure. Let  $m$  be the meeting point at step  $j$ . During step  $j + 1$ , *Agent-1* visits an unexplored node  $v_1$  adjacent to  $m$ , while *Agent-2* visits an unexplored node  $v_2$  adjacent to  $m$  as well, and  $v_1 \neq v_2$ . In step  $j + 2$ , the agents meet in a node which has been already explored and is adjacent to both  $v_1$  and  $v_2$ . This node can be either  $m$ , and in this case we denote the phase as ***b-split*** $(m, v_1, v_2)$ , or a different node  $m' \neq m$ , and in this case we denote the phase as ***a-split*** $(m, v_1, v_2, m')$ .

For an exploration scheme  $\mathcal{E}_{G,s} = (\mathbb{X}, \mathbb{Y})$  and a location of a black hole  $B$ , where either  $B = \emptyset$  or  $B = \{b\}$  for  $b \in (V \setminus \{s\})$ , the EXECUTION TIME is defined as follows. If  $B = \emptyset$ , then the execution time is equal to the length  $T$  of the exploration scheme, plus the shortest path distance from  $x_T (= y_T)$  to  $s$ . In this case the agents must perform the full exploration (spending one time unit per step) and then get back to the starting node to report that there is no black hole in the network. If  $B = \{b\}$ , then let  $j$  be the first step in  $\mathcal{E}_{G,s}$  such that  $b \in S_j$ . Observe that  $j$  must be a meeting step and  $1 \leq j \leq T$  since  $S_0 = \{s\}$  and  $S_T = V$ . The execution time in this case is equal to  $j$  plus the shortest length of a path

from  $x_j (= y_j)$  to  $s$  not including  $b$ . In this case one agent, say *Agent-1*, vanishes into the black hole during the phase ending at step  $j$ , so it does not show up to meet *Agent-2* at node  $x_j = y_j$ . Since, by Constraint 4, *Agent-1* has visited only one unexplored node during the phase, the surviving *Agent-2* learns the exact location of the black hole and thus it goes back to  $s$ , obviously omitting the black hole.

The COST of the BHS based on an exploration scheme  $\mathcal{E}_{G,s} = (\mathbb{X}, \mathbb{Y})$ , called also the cost of  $\mathcal{E}_{G,s}$ , is denoted by  $\text{cost}(\mathcal{E}_{G,s})$  and defined as the worst (maximum) execution time of  $\mathcal{E}_{G,s}$  over all possible values of  $B$ . In other words, in computing the cost of a BHS, we allow a malicious adversary, which exactly knows  $\mathcal{E}_{G,s}$ , to place the black hole (or not to place it at all) in such a way that the BHS requires as many time units as possible. It is not difficult to see that if  $G$  is a tree, then the case  $B = \emptyset$  gives always the maximum execution time among all possible locations of the black hole (a detailed argument for this fact is included in the proof of Lemma 4.4). However, if  $G$  is an arbitrary graph, then this property does not always hold (i.e. the case  $B = \emptyset$  may not give the maximum execution time).

To summarize, the objective of the BHS problem is to find, for a given graph  $G$  and a starting node  $s$ , an exploration scheme  $\mathcal{E}_{G,s}$  which minimizes the cost of the BHS based on it. In Section 3 we prove that this problem is NP-hard, and in Section 4 we describe a  $3\frac{3}{8}$ -approximation algorithm.

Note that we do not consider the time of computing the shortest path that the surviving agents are to follow to return to  $s$  at the end of the exploration. We assume that either this time is negligible or the whole set of required shortest paths is precomputed and stored in the agents' memory.

### 3 NP-Hardness of Black Hole Search

In this section we prove the NP-hardness of the BHS problem in planar graphs by providing a reduction from a specific version of the Hamiltonian Cycle problem to the decision version of the BHS problem.

Hamiltonian Cycle problem for cubic planar graphs (cpHC problem)

**Instance** : a cubic planar 2-edge-connected graph  $G = (V, E)$ , and an edge  $(x, y) \in E$ ;

**Question** : does  $G$  contain a Hamiltonian cycle that includes edge  $(x, y)$ ?

Decision Black Hole Search problem for planar graphs (dBHS problem)

**Instance** : a planar graph  $G' = (V', E')$ , with a starting node  $s \in V'$ , and a positive integer  $X$ ;

**Question** : does there exist an exploration scheme  $\mathcal{E}_{G',s}$  for  $G'$  starting from  $s$ , such that the BHS based on  $\mathcal{E}_{G',s}$  has cost at most  $X$ ?

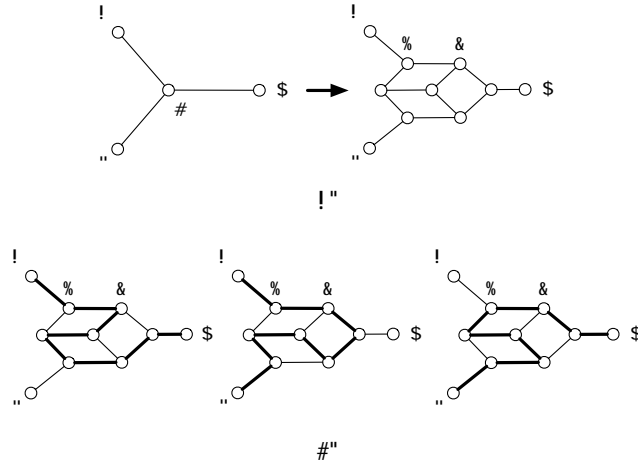


Figure 1: a) Reduction from the cpHC problem with no fixed edge to the cpHC problem with a fixed edge  $(x, y)$ . b) Extensions of Hamiltonian cycles in graph  $G$  to Hamiltonian cycles in graph  $\tilde{G}$  passing through edge  $(x, y)$ .

The NP-completeness of the cpHC problem without the extra requirement that the Hamiltonian cycle passes through a given edge was proven in [8]. The version with that extra requirement is also NP-complete because of the following simple reduction. For a given cubic planar graph  $G$ , let  $D$  be any node in  $G$  and let  $A$ ,  $B$  and  $C$  be its neighbors. Add to  $G$  six new nodes and replace the edges adjacent to  $D$  with the edges as in Figure 1(a) to obtain graph  $\tilde{G}$ . It should be clear that if graph  $\tilde{G}$  has a Hamiltonian cycle containing edge  $(x, y)$ , then graph  $G$  has a Hamiltonian cycle as well. Figure 1(b) shows that the implication in the other direction is also true: if graph  $G$  has a Hamiltonian cycle, then graph  $\tilde{G}$  has a Hamiltonian cycle containing edge  $(x, y)$ .

We describe now a polynomial time reduction from the cpHC problem to the dBHS problem. Let  $G = (V, E)$  and  $(x, y) \in E$  be an instance of the cpHC problem. We construct the corresponding instance of the dBHS problem, i.e., a graph  $G'$ , a starting node  $s$ , and an integer  $X$ , by modifying graph  $G$  in the following steps.

1. Replace in  $G$  the edge  $(x, y)$  with the edges  $(x, s)$  and  $(s, y)$ , where  $s \notin V$  is a new node, obtaining graph  $\tilde{G}$ .
2. Let  $\mathcal{F}$  be the set of the faces of an arbitrary planar embedding of graph  $\tilde{G}$ . We identify each face  $f \in \mathcal{F}$  with the sequence of the consecutive edges adjacent to this face (starting with any edge adjacent to  $f$  and traversing the boundary of  $f$  in either of the two directions).

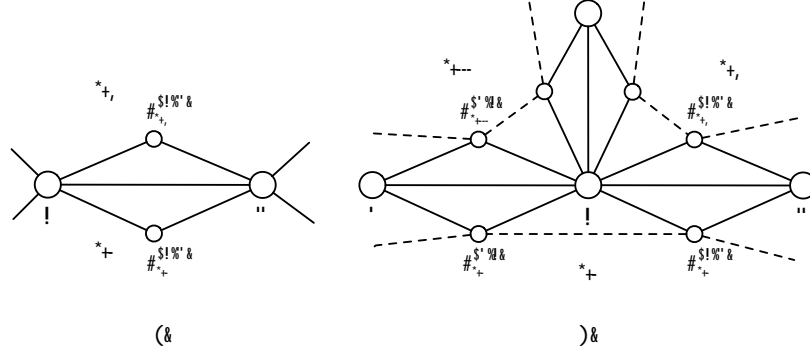


Figure 2: In *a*), the two twin nodes for the edge  $(v, w)$ ; in *b*), the twin nodes for the edges  $(u, v)$  and  $(v, w)$  and their neighborhood.

3. For each face  $f \in \mathcal{F}$  and each edge  $(v, w)$  adjacent to  $f$ , add one new node  $z_f^{(v,w)}$  and two edges  $(v, z_f^{(v,w)})$  and  $(w, z_f^{(v,w)})$ .
4. For each face  $f = \langle e_1, e_2, \dots, e_q \rangle \in \mathcal{F}$  add the *shortcut edges*  $(z_f^{e_1}, z_f^{e_2})$ ,  $(z_f^{e_2}, z_f^{e_3})$ ,  $\dots$ ,  $(z_f^{e_q}, z_f^{e_1})$ .
5. For each node  $v \in V \cup \{s\} \setminus \{x\}$ , add a new node  $v^F$ , called the *flag node* of node  $v$ , and an edge  $(v, v^F)$ .
6. Let  $G'$  be the obtained graph. Set  $X$  to  $n' - 1 = 5n + 2$ , where  $n' = n + 1 + 2(e + 1) + n = 5n + 3$  is the number of nodes in  $G'$  and  $n$  and  $e$  are, respectively, the number of nodes and edges in  $G$  (in a cubic graph,  $e = (3/2)n$ ).

Since graph  $G$  is planar and 2-edge connected, each edge  $e$  in graph  $\bar{G}$  is adjacent to exactly two different faces  $f'$  and  $f''$  in  $\mathcal{F}$ . The two nodes  $z_{f'}^e$  and  $z_{f''}^e$  in  $G'$  added for edge  $e$  are called the *twin nodes* for edge  $e$ . The construction of graph  $G'$  is illustrated in Figure 2. Graph  $G'$  is planar and can be constructed in linear time. The nodes in  $G'$  inherited from graph  $\bar{G}$  are called the *original nodes*.

The following lemma states one of the properties of graph  $G'$  which we use in further arguments.

**Lemma 3.1** *Let  $\langle u, v, w \rangle$  be a path in graph  $\bar{G}$ . Then there is a path  $\langle u, z', z'', w \rangle$  in  $G'$  bypassing node  $v$  (that is  $v \notin \{z', z''\}$ ).*

**Proof.** Since the degree of each node in  $\bar{G}$  is at most 3, there must be a face  $f \in \mathcal{F}$  to which both edges  $(u, v)$  and  $(v, w)$  are adjacent. By construction, the sequence of nodes  $\langle u, z_f^{(u,v)}, z_f^{(v,w)}, w \rangle$  is a path in  $G'$ .  $\square$

Lemmas 3.2 and 3.3 prove that graph  $G$  has a Hamiltonian cycle passing through edge  $(x, y)$  if and only if there is an exploration scheme for graph  $G'$  and the starting node  $s$  with cost at most  $X = 5n + 2$ .

**Lemma 3.2** *If graph  $G$  has a Hamiltonian cycle that includes edge  $(x, y)$ , then there exists an exploration scheme  $\mathcal{E}_{G',s}^*$  on graph  $G'$  from the starting node  $s$ , such that the BHS based on it has cost at most  $5n + 2$ .*

**Proof.** Let  $\{v_1 = y, e_1, v_2, \dots, e_{n-1}, v_n = x, e_n, v_1 = y\}$  be such Hamiltonian cycle in  $G$ . Consider the exploration scheme  $\mathcal{E}_{G',s}^*$  defined by the following sequence of phases:

1. **b-split** $(s, s^F, y)$ , where  $s^F$  is the flag node of  $s$ ;
2. **a-split** $(s, z_1, z_2, y)$ , where  $z_1$  and  $z_2$  are the twin nodes of the edge  $(s, y)$ ;
3. for each node  $v_i$  of the Hamiltonian cycle, with  $(i = 1, \dots, n - 1)$ :
  - (a) let  $v_j$  be the third neighbor of  $v_i$ , other than  $v_{i-1}$  and  $v_{i+1}$ ; if  $j > i$  then **b-split** $(v_i, z_1, z_2)$ , where  $z_1$  and  $z_2$  are the twin nodes of  $(v_i, v_j)$ ;
  - (b) **b-split** $(v_i, v_i^F, v_{i+1})$ , where  $v_i^F$  is the flag node of  $v_i$ ;
  - (c) **a-split** $(v_i, z_1, z_2, v_{i+1})$ , where  $z_1$  and  $z_2$  are the twin nodes of the edge  $(v_i, v_{i+1})$ ;
4. **a-split** $(x, z_1, z_2, s)$ , where  $z_1$  and  $z_2$  are the twin nodes of the edge  $(x, s)$ .

Let us compute the length of  $\mathcal{E}_{G',s}^*$ . Since *a-split* and *b-split* phases have length 2 and increase the explored territory by 2 nodes (see Section 2), the overall number of phases is  $(5n + 2)/2$  and hence  $\mathcal{E}_{G',s}^*$  has length  $5n + 2$ . Notice that this is also the exploration time for  $\mathcal{E}_{G',s}^*$ , in the case  $B = \emptyset$ , since  $\mathcal{E}_{G',s}^*$  ends in  $s$ .

Now we prove that this is also the cost of the BHS based on  $\mathcal{E}_{G',s}^*$ , i.e. there is no allocation of the black hole that yields a larger exploration time. We first observe that the set of meeting points in  $\mathcal{E}_{G',s}^*$  is  $\{v_i : 1 \leq i \leq n\} \cup \{s\}$ .

**Claim 1** *Consider the meeting step when the agents are to meet at a node  $v_i$  ( $1 \leq i \leq n$ ). If a black hole has been just discovered, then the remaining exploration time for this case is not greater than the remaining exploration time for the case  $B = \emptyset$ .*

**Proof.** If the black hole is the flag node  $v_i^F$  (phase 3.b) or one of the twin nodes for the edge  $(v_{i-1}, v_i)$  or for the edge  $(v_i, v_j)$  (phase 3.c or 3.a), then the surviving agent can reach  $s$  by following the remaining part of the Hamiltonian Cycle, and hence the remaining cost is at most:  $n + 1 - i$ . If the black hole is at node  $v_{i+1}$  (phase 3.b), then, by Lemma 3.1, there is a path of length 4 in  $G'$  from  $v_i$  to  $v_{i+2}$  bypassing node  $v_{i+1}$  (where  $v_{i+2}$  is node  $s$ , if  $i + 1 = n$ ). Therefore the surviving agent can reach node  $v_{i+2}$  (or  $s$ ) by using this safe path and then, as before, he can follow the remaining part of the Hamiltonian Cycle to reach  $s$ . The remaining cost is at most  $n + 2 - i$ . If  $B = \emptyset$ , then the remaining cost is at least:  $2(n + 1 - i) \geq n + 2 - i$ . This concludes the proof of the claim.

Observe that the BHS defined above is optimal since, by Lemma 2.2, the exploration of  $5n + 2$  nodes requires at least  $5n + 2$  time units.  $\square$

**Lemma 3.3** *If there exists an exploration scheme  $\mathcal{E}_{G',s}$  on  $G'$  starting from  $s$  such that the cost of the BHS based on  $\mathcal{E}_{G',s}$  has cost at most  $5n + 2$ , then the graph  $G$  has a Hamiltonian cycle that includes edge  $(x, y)$ .*

**Proof.** By Lemma 2.2, each phase of  $\mathcal{E}_{G',s}$  has length at least two and cannot explore more than two unexplored nodes. Since  $G'$  has  $5n + 2$  unexplored nodes,  $\mathcal{E}_{G',s}$  must end in  $s$ , and each of its phases must be either an *a-split* or a *b-split*.

Consider now the sequence  $M_{\mathcal{E}}$  of the meeting points established for  $\mathcal{E}_{G',s}$  at the end of each *a-split*, excluding the last one which is  $s$ . Each meeting point  $v_i$  in  $M_{\mathcal{E}}$  other than  $s$  must have at least degree 5 since one neighbor is needed for the initial exploration of  $v_i$ , two unexplored neighbors are needed for the *a-split* that ends in  $v_i$  and two further unexplored neighbors are needed for the *a-split* that leaves  $v_i$ . For this reason only the original nodes of  $G'$  can be in  $M_{\mathcal{E}}$  (flag nodes have degree 1 and twin nodes have degree 4).

**Claim 2** *The nodes  $x$  and  $y$  must be the two endpoints of  $M_{\mathcal{E}}$ , node  $s$  cannot be in  $M_{\mathcal{E}}$ , and each node  $v$  in  $G$  must be in  $M_{\mathcal{E}}$ .*

**Proof.** Since  $s$  is the only initially safe node, the very first phase has to be a *b-split* from  $s$ . The first *a-split* in  $\mathcal{E}_{G',s}$  is from  $s$  to  $x$  or  $y$ , while the last *a-split* (ending in  $s$ ) starts from the other of these two nodes  $x, y$ . If  $s$  is also an intermediate meeting point, then we need another *a-split* to  $s$ . Since each of these four phases requires two unexplored neighbors,  $s$  has to have degree at least 8, but, by construction, its degree is only 7. Contradiction.

Finally, for each node  $v$  in  $G$ , its flag node  $v^F$  has to be explored with a *b-split* having as meeting point node  $v$ . Hence  $v$  must be in  $M_{\mathcal{E}}$ .

Now we prove that the sequence  $M_{\mathcal{E}}$  defines a Hamiltonian cycle on  $G$  by showing that it has also the following two properties:

- a) each node of  $G$  appears at most once in  $M_{\mathcal{E}}$ ;
- b) if nodes  $v_i$  and  $v_j$  are consecutive in  $M_{\mathcal{E}}$ , then the edge  $(v_i, v_j)$  must be in  $G$ .

To prove a), it suffices to count the number of neighbors needed by a node  $v_i$  in  $M_{\mathcal{E}}$ . At least one neighbor is needed for the initial exploration of  $v_i$  (two neighbors, if it is done through an *a-split*). Then, for each occurrence of  $v_i$  in  $M_{\mathcal{E}}$ , two unexplored neighbors are needed for the *a-split* that ends in  $v_i$ , and two additional unexplored neighbors are needed for the *a-split* that leaves  $v_i$ . Moreover the flag node  $v_i^F$  has to be explored with a *b-split* from  $v_i$ , hence another unexplored neighbor of  $v_i$  is needed. If the node  $v_i$  occurs  $k$  times in  $M_{\mathcal{E}}$ , then the total number of neighbors needed by  $v_i$  is at least  $1 + 4k + 2 = 3 + 4k$ . Since each original node in  $G'$  has only 10 neighbors (as  $G$  is a cubic graph), it must be  $k \leq 1$ , thus each node appears at most once in  $M_{\mathcal{E}}$ .

Now we prove property b) of  $M_{\mathcal{E}}$ . According to the structure of  $G'$ , *a-split* operations having original nodes as meeting points, can either explore two twin nodes of an original edge (in this case property b) is satisfied since the meeting point is adjacent in  $G$  to the previous one), or explore two original nodes of  $G'$  and meet in another original node which may not be adjacent to the previous meeting point, thus violating property b).

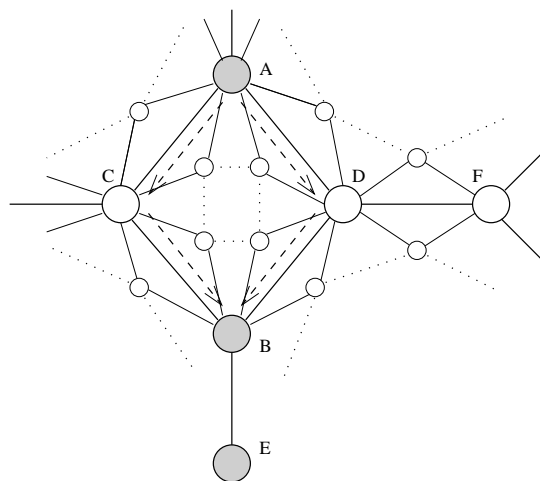


Figure 3: A big  $a$ -split from  $A$  to  $B$ . Flag nodes are not shown, the shaded nodes are already explored.

Suppose that this latter kind of split (a *big  $a$ -split*) happens from a node  $A$  to a node  $B$ ; see Figure 3. In order to do this,  $A$  must have two unexplored original neighbors ( $C$  and  $D$  in the figure) both having  $B$  as a neighbor.  $B$  must be already explored, therefore the last original neighbor of  $B$  ( $E$  in the figure) must have already been a meeting point (we can suppose without loss of generality that the one from  $A$  to  $B$  is the first *big  $a$ -split* in  $M_{\mathcal{E}}$ ). At this point no other *big  $a$ -splits* can be performed from  $B$  (all its original neighbors are now explored) and, by property  $a$ ),  $E$  cannot be again a meeting point, thus the sequence  $M_{\mathcal{E}}$  can have either  $C$  or  $D$  as the next meeting point. Supposing that  $C$  is that one, consider the instant when  $D$  becomes a meeting point. We cannot get to  $D$  with a *big  $a$ -split*, since  $D$  does not have two neighbors in  $G$  that are unexplored, hence also  $F$  has been already a meeting point. Now all the original neighbors of  $D$  have already been a meeting point in  $M_{\mathcal{E}}$ , and none of them can be  $s$ , thus there is no way to leave  $D$  without violating property  $a$ ). Therefore there cannot be any *big  $a$ -split* in  $\mathcal{E}_{G',s}$ , and thus property  $b$ ) is verified.

We have proved that, if there exists an exploration scheme  $\mathcal{E}_{G',s}$  for  $G'$ , such that the BHS based on  $\mathcal{E}_{G',s}$  has cost  $5n + 2$ , then  $G$  has a Hamiltonian cycle that includes edge  $(x, y)$ .  $\square$

Lemma 3.2, Lemma 3.3 and the fact that the cpHC problem is NP-hard imply the following theorem.

**Theorem 3.4** *The dBHS problem for planar graphs is NP-hard.*



## 4 An Approximation Algorithm for the BHS Problem in Arbitrary Graphs

We consider the following natural approach to the BHS problem in an arbitrary graph  $G$ . First select a spanning tree in  $G$  and then explore the graph by traversing the tree edges. As observed in [2], this approach guarantees an approximation ratio of 4 since any exploration of an  $n$ -node graph requires at least  $n - 1$  steps while the following scheme explores an  $n$ -node tree within  $4(n - 1) - 2l$  steps, where  $l$  is the number of leaves in the tree. Both agents traverse the tree together in, say, the depth-first order and explore each new node  $v$  with a two-step *probe phase*: one agent waits in the parent  $p$  of  $v$  while the other goes to  $v$  and back to  $p$ .

To follow this spanning-tree approach effectively we need an algorithm for constructing “good” exploration schemes for trees and an algorithm for computing spanning trees which are “good” for those schemes. Czyzowicz *et. al.* [2] showed a linear-time algorithm for constructing optimal exploration schemes for trees where each internal node has at least 2 children (called *bushy trees* in [2]). In Section 4.1 we describe a linear-time algorithm *Search-Tree*( $T, s$ ) which extends the construction from [2] to the general rooted trees. This algorithm does not guarantee optimality for trees other than bushy trees, leaving the question of computing in polynomial time optimal exploration schemes for arbitrary trees still open. It does, however, improve the approximation ratio bound of  $\frac{5}{3}$  presented in [2]. In Section 4.2 we show that the approximation ratio of the exploration schemes for trees computed by algorithm *Search-Tree*( $T, s$ ) is at most  $\frac{10}{7}$ , and asymptotically at most  $\frac{4}{3} + O(\frac{1}{n})$ . We should remark that the analysis of our exploration schemes for graphs uses only that part of the analysis of our exploration schemes for trees which we present in Section 4.1, but not the bounds which we show in Section 4.2. We include these bounds in the paper because we believe that the performance of our exploration schemes for trees may be of independent interest.

We conclude Section 4.1 with a formula for the cost of the exploration scheme for a tree  $T$  computed by algorithm *Search-Tree*( $T, s$ ). This formula, given in Lemma 4.5, is a function of the number of nodes of different types in tree  $T$ . Section 4.3 we present a heuristic algorithm *Generate-Tree*( $G, s$ ) for the problem of computing a rooted spanning tree  $T$  of graph  $G$  which gives a relatively small value of that formula.

Our *Spanning-Tree Exploration* (*STE*) algorithm returns, for a given graph  $G$  and a starting node  $s$ , the exploration scheme computed by *Search-Tree*( $T_G, s$ ), where  $T_G$  is the spanning tree computed by *Generate-Tree*( $G, s$ ). In Section 4.4 we show that the *STE* algorithm guarantees an approximation ratio of at most  $3\frac{3}{8}$ . In Section 4.5 we remark on other possible variants of exploring graphs via spanning trees.

### 4.1 Exploration Schemes for Trees

Let  $T$  be a rooted  $n$ -node tree and let  $s$  denote its root. We assume that  $n \geq 2$ . Our algorithm *Search-Tree*( $T, s$ ) for constructing an exploration scheme for  $T$  uses the following

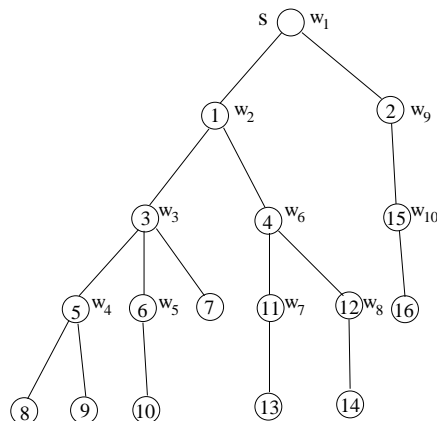


Figure 4: An ordered rooted tree  $T$ . The value inside each node is the position of the node in the  $L_T$  order. The internal nodes are also marked to show their depth-first order  $I_T = \langle w_1, w_2, \dots, w_{10} \rangle$ .

order  $L_T$  of the nodes of  $T$  other than the root (that is, all unexplored nodes in  $T$ ). We first order the children of each node according to the number of descendants: a child with more descendants comes before a child with fewer descendants and the ties are resolved arbitrarily. Thus from now on  $T$  is an *ordered* rooted tree. Let  $I_T = \langle w_1, w_2, \dots, w_b \rangle$  be the sequence of the internal nodes of  $T$  in the depth-first order. The order  $L_T$  is this sequence with each node  $w_i$  replaced with the (ordered) list of its children. Observe that  $L_T$  contains indeed all nodes of tree  $T$  other than the root, and each of these nodes occurs in  $L_T$  exactly once. We denote the  $i$ -th node in the order  $L_T$  by  $v_i$  and call it the  $i$ -th node of the tree. The odd (even) nodes of  $T$  are the nodes at the odd (even) positions in  $L_T$ . We denote the parent of node  $v_i$  by  $p_i$ . An example tree  $T$  and the  $L_T$  order of its nodes is given in Figure 4.

The two lemmas below, which follow from the construction of the sequence  $L_T$ , will be used to prove that algorithm *Search-Tree* returns feasible exploration schemes for trees.

**Lemma 4.1** *In the sequence  $L_T$ , let the  $j$ -th node  $v_j$  be the parent of the  $i$ -th node  $v_i$ . Then  $j < i$ , and  $i = j + 1$  if and only if node  $v_j$  does not have a sibling and node  $v_i$  is its first child.*

**Proof.** The parent  $p_j$  of node  $v_j$  precedes node  $v_j$  in the depth-first order  $I_T$  of the internal nodes. Thus all children of  $p_j$ , including node  $v_j$ , precede all children of  $v_j$ , including node  $v_i$ , in the sequence  $L_T$ , so  $j < i$ .

If node  $v_j$  does not have a sibling, then  $v_j$  must be immediately after  $p_j$  in the sequence  $I_T$ . In this case, when the sequence  $L_T$  is created from  $I_T = \langle \dots, p_j, v_j, \dots \rangle$ , the occurrence of node  $p_j$  in  $I_T$  is replaced with (its only child)  $v_j$ , while the occurrence of node  $v_j$  in  $I_T$

is replaced with the ordered list of its children. Thus if node  $v_i$  is the first child of node  $v_j$ , then  $v_i$  is immediately after  $v_j$  in the sequence  $L_T$ , that is,  $i = j + 1$ .

If node  $v_j$  has a right sibling  $r$ , then node  $r$  is after node  $v_j$  and before node  $v_i$  in  $L_T$ , so  $i > j + 1$ . If node  $v_j$  has a left sibling  $l$ , then node  $l$  must have at least one child since the siblings are ordered according to the number of descendants and node  $v_j$  has at least one descendant. The children of node  $l$  are after node  $v_j$  and before node  $v_i$  in  $L_T$ , so  $i > j + 1$ . If node  $v_i$  is not the first child of node  $v_j$ , then all left siblings of  $v_i$  are after node  $v_j$  and before node  $v_i$  in  $L_T$ , so also in this case  $i > j + 1$ .  $\square$

**Lemma 4.2** *Let  $v_i$  and  $v_{i+1}$  be two consecutive nodes in the sequence  $L_T$ , and let  $p_i$  and  $p_{i+1}$  be their parents. Then either nodes  $v_i$  and  $v_{i+1}$  are siblings, so  $p_i = p_{i+1}$ , or node  $p_{i+1}$  is the next node after node  $p_i$  in the depth-first order  $I_T$  of the internal nodes of  $T$ .*

**Proof.** Assume that nodes  $v_i$  and  $v_{i+1}$  are not siblings. Node  $p_i$  must occur in  $I_T$  before node  $p_{i+1}$ . If there was another (internal) node between  $p_i$  and  $p_{i+1}$  in  $I_T$ , then the children of this node would be between nodes  $v_i$  and  $v_{i+1}$  in  $L_T$ .  $\square$

We classify all nodes of tree  $T$  other than the root  $s$  into the following three disjoint types:

- *type-1* nodes: the leaves;
- *type-3* nodes: the internal nodes with at least one sibling;
- *type-4* nodes: the internal nodes (other than the root) without siblings.

Informally speaking, in the exploration scheme which we construct for tree  $T$  a *type- $t$*  node can be viewed as contributing  $t$  steps to the total cost. Note that there are no *type-2* nodes. We denote by  $x_t$  the number of *type- $t$*  nodes.

We consider first the case when  $T$  does not have any *type-4* node and has an odd number  $n = 2q + 1 \geq 3$  of nodes (that is, tree  $T$  has an even number of unexplored nodes  $v_1, v_2, \dots, v_{2q}$ ). *Agent-1* will be exploring the odd nodes of  $T$  while *Agent-2* will be exploring the even nodes.

For nodes  $u$  and  $r$  in tree  $T$ , let  $P(u, r)$  be the sequence of the nodes on the tree path from  $u$  to  $r$  excluding the first node  $u$ . If  $u = r$ , then  $P(u, r)$  is the empty sequence. We define the exploration sequences  $\mathbb{X}_T$  and  $\mathbb{Y}_T$  for *Agent-1* and *Agent-2* as follows:

$$\begin{aligned}\mathbb{X}_T &= \langle s \rangle \circ \phi_1^1 \circ \phi_2^1 \circ \dots \circ \phi_q^1, \\ \mathbb{Y}_T &= \langle s \rangle \circ \phi_1^2 \circ \phi_2^2 \circ \dots \circ \phi_q^2,\end{aligned}$$

where

$$\begin{aligned}\phi_j^1 &= P(p_{2j-2}, p_{2j-1}) \circ \langle v_{2j-1}, p_{2j-1} \rangle \circ P(p_{2j-1}, p_{2j}), \\ \phi_j^2 &= P(p_{2j-2}, p_{2j-1}) \circ P(p_{2j-1}, p_{2j}) \circ \langle v_{2j}, p_{2j} \rangle.\end{aligned}$$

In the above definitions operation “ $\circ$ ” is the concatenation of sequences, and we define  $p_0 = s$ . Note that the corresponding sub-sequences  $\phi_j^1$  and  $\phi_j^2$  in  $\mathbb{X}_T$  and  $\mathbb{Y}_T$  have the same length

and end at the same node  $p_{2j}$ . In fact, we will show that  $\phi_j^1$  and  $\phi_j^2$  form the  $j$ -th phase of the exploration scheme  $\mathcal{E}_T = (\mathbb{X}_T, \mathbb{Y}_T)$  (Lemma 4.3). Figure 5 shows different types of relative locations of nodes  $v_{2j-2}$ ,  $v_{2j-1}$ ,  $v_{2j}$ ,  $p_{2j-2}$ ,  $p_{2j-1}$  and  $p_{2j}$ , which lead to different types of sequences  $\phi_j^1$  and  $\phi_j^2$ .

The idea behind the definition of sequences  $\mathbb{X}_T$  and  $\mathbb{Y}_T$  could be explained in the following way. If we remove from all  $\phi_j^1$  and  $\phi_j^2$  the segments  $\langle v_{2j-1}, p_{2j-1} \rangle$  and  $\langle v_{2j}, p_{2j} \rangle$ , then both sequences  $\mathbb{X}_T$  and  $\mathbb{Y}_T$  become the sequence

$$\langle s \rangle \circ P(p_0, p_1) \circ P(p_1, p_2) \circ \dots \circ P(p_{2q-1}, p_{2q}).$$

Lemma 4.2 implies that this sequence is the depth-first traversal of the internal nodes of tree  $T$  ending when the last internal node is visited for the first time. Thus *Agent-1* (*Agent-2*) follows the depth-first traversal of the internal nodes of  $T$ , and whenever it comes to an internal node  $p$  for the first time, it visits all children of  $p$  which are odd (even) nodes in  $T$  before continuing the traversal.

We prove now that  $\mathcal{E}_T = (\mathbb{X}_T, \mathbb{Y}_T)$  is a feasible exploration scheme for tree  $T$ . It is straightforward to check that  $\mathcal{E}_T$  satisfies the feasibility Constraints 1–3. The lemma below identifies the phases of scheme  $\mathcal{E}_T$  and states that each phase satisfies the conditions given in Constraint 4.

**Lemma 4.3** *For each  $j = 1, 2, \dots, q$ , the sub-sequences  $\phi_j^1$  and  $\phi_j^2$  within  $\mathbb{X}_T$  and  $\mathbb{Y}_T$  form the  $j$ -th phase of the feasible exploration scheme  $\mathcal{E}_T = (\mathbb{X}_T, \mathbb{Y}_T)$ , and this phase satisfies the conditions stated in the feasibility Constraint 4.*

**Proof.** Let  $m(0) = 0$ , and for  $j = 1, 2, \dots, q$ , let  $m(j)$  denote the step in  $\mathcal{E}_T$  where the sub-sequences  $\phi_j^1$  and  $\phi_j^2$  end. That is, the sub-sequences  $\phi_j^1$  and  $\phi_j^2$  occur within  $\mathbb{X}_T$  and  $\mathbb{Y}_T$ , respectively, at the steps  $\langle m(j-1) + 1, \dots, m(j) \rangle$ . We prove by induction that for each  $j = 1, \dots, q$ , the following statements are true.

1. The explored territory at step  $m(j)$  is  $S_{m(j)} = \{s, v_1, \dots, v_{2j}\}$ .
2. The sequence of steps  $\langle m(j-1) + 1, \dots, m(j) \rangle$  in scheme  $\mathcal{E}_T$  (where the sub-sequences  $\phi_j^1$  and  $\phi_j^2$  occur) is a phase and satisfies Constraint 4.

Note that,  $S_{m(0)} = S_0 = \{s\}$ . For the base step ( $j = 1$ ), observe that

$$\begin{aligned} \phi_1^1 &= P(p_0, p_1) \circ \langle v_1, p_1 \rangle \circ P(p_1, p_2) = \langle v_1, s \rangle, \\ \phi_1^2 &= P(p_0, p_1) \circ P(p_1, p_2) \circ \langle v_2, p_2 \rangle = \langle v_2, s \rangle, \end{aligned}$$

because  $p_0 = p_1 = p_2 = s$ . Thus  $m(1) = 2$ ,  $S_{m(1)} = \{s, v_1, v_2\}$ , and the steps  $\langle 1, 2 \rangle$  form a phase satisfying Constraint 4 (this phase is *b-split*( $s, v_1, v_2$ )) so both Statements 1 and 2 hold.

Consider now any index  $j$ ,  $1 \leq j \leq q$  and assume that both Statements 1 and 2 are true for  $j - 1$ . This assumption implies that  $S_{m(j-1)} = \{s, v_1, v_2, \dots, v_{2j-2}\}$  and that step  $m(j-1)$  is a meeting step. (If  $j \geq 2$ , then  $m(j-1)$  is a meeting step as the last step of

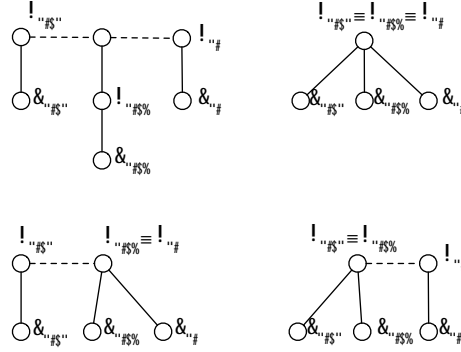


Figure 5: Different relative locations in  $T$  of three nodes  $v_{2j-2}$ ,  $v_{2j-1}$  and  $v_{2j}$  consecutive in the  $L_T$  order and their parents  $p_{2j-2}$ ,  $p_{2j-1}$  and  $p_{2j}$ . The dashed lines represent paths in the tree (which may be possibly empty in the first diagram).

the phase  $\langle m(j-2) + 1, \dots, m(j-1) \rangle$ . If  $j = 1$ , then step  $m(j-1) = 0$  is by definition a meeting step.) By the definition of sequences  $\mathbb{X}_T$  and  $\mathbb{Y}_T$ , the agents are at step  $m(j-1)$  at the node  $p_{2j-2}$  (the parent of the node  $v_{2j-2}$ , or  $s$  if  $j = 1$ ). Now *Agent-1* and *Agent-2* follow the sequences of nodes  $\phi_j^1$  and  $\phi_j^2$ , respectively. Lemma 4.1 implies that the nodes  $p_{2j-2}$  and  $p_{2j-1}$  are in  $S_{m(j-1)}$ . Lemma 4.1 also implies that  $p_{2j} \in S_{m(j-1)}$ : if  $p_{2j} \neq s$ , then  $p_{2j}$  has a sibling, so  $p_{2j}$  is a node  $v_k$  for some  $k \leq 2j-2$ . Applying again Lemma 4.1, we conclude that all nodes in the sequences  $P(p_{2j-2}, p_{2j-1})$  and  $P(p_{2j-1}, p_{2j})$  must be in  $S_{m(j-1)}$  as well, since each node in any of these two sequences is an ancestor of at least one of the nodes  $p_{2j-2}$ ,  $p_{2j-1}$  and  $p_{2j}$ . Thus the only nodes in  $\phi_j^1$  and  $\phi_j^2$  which are not in  $S_{m(j-1)}$  are node  $v_{2j-1}$  in  $\phi_j^1$  and node  $v_{2j} \neq v_{2j-1}$  in  $\phi_j^2$ . Therefore  $S_{m(j)} = S_{m(j-1)} \cup \{v_{2j-1}, v_{2j}\}$  (so Statement 1 holds for  $j$ ) and the sequence of steps  $\langle m(j-1) + 1, \dots, m(j) \rangle$  satisfies Constraint 4. It remains to show that step  $m(j)$  is the first meeting step after the meeting step  $m(j-1)$ , that is, to show that step  $m(j)$  is the first step after step  $m(j-1)$  when the explored territory increases.

Follow the agents' routes at steps  $m(j-1) + 1, \dots, m(j)$  (see the diagrams in Figure 5). At the end of step  $m(j-1)$  both agents are at the node  $p_{2j-2}$ , then they traverse together the (possibly empty) sequence of nodes  $P(p_{2j-2}, p_{2j-1})$ , not increasing the explored territory, and then they separate and meet again for the first time at step  $m(j)$  at the node  $p_{2j}$ . At that step the explored territory increases from  $S_{m(j-1)}$  to  $S_{m(j)}$ . Thus the sequence of steps  $\langle m(j-1) + 1, \dots, m(j) \rangle$  is a phase in  $\mathcal{E}_T$ , so Statement 2 holds for  $j$ . This concludes the proof of the inductive step.

The lemma follows immediately from Statements 1 and 2.  $\square$

**Lemma 4.4** *Let  $T$  be a tree rooted at  $s$  which has an odd number  $n = 2q + 1 \geq 3$  of nodes and does not have any type-4 nodes. The exploration scheme  $\mathcal{E}_T = (\mathbb{X}_T, \mathbb{Y}_T)$  is feasible, can be constructed in linear time, and the cost of the BHS based on  $\mathcal{E}_T$  is equal to  $x_1 + 3x_3$ , where  $x_t$  denotes the number of type- $t$  nodes in  $T$ .*

**Proof.** The feasibility of the exploration scheme  $\mathcal{E}_T$  follows from Lemma 4.3. All computation needed to calculate the order  $L_T$  of the nodes of  $T$  (counting the descendants and sorting the children of all nodes, calculating the depth-first search numbers) can be done in linear time. Hence the exploration scheme  $\mathcal{E}_T$  can be constructed in linear time.

We prove now the formula for the cost of  $\mathcal{E}_T$ . The execution time of  $\mathcal{E}_T$  in the case when there is no black hole is equal to the length of  $\mathcal{E}_T$  plus the distance from  $p_{2p}$  to  $s$ , that is, the length of the sequence  $\mathbb{Y}_T \circ P(p_{2q}, s)$  minus 1. This is also the cost of the BHS based on  $\mathcal{E}_T$ , since generally for any feasible exploration scheme for a tree, the case when there is no black hole gives the worst execution time of the BHS. In fact, if there is a black hole, say at node  $v$ , then the surviving agent can keep following its part of the exploration scheme, replacing all occurrences of  $v$  and its descendants with the parent of  $v$ , and reaching  $s$  within the same number of steps.

To obtain the length of the sequence  $\mathbb{Y}_T \circ P(p_{2q}, s)$ , we separate it into two sub-sequences:

$$\begin{aligned} & \langle s \rangle \circ P(p_0, p_1) \circ P(p_1, p_2) \circ \cdots \circ P(p_{2q-1}, p_{2q}) \circ P(p_{2q}, s), \text{ and} \\ & \langle v_2, p_2 \rangle \circ \langle v_4, p_4 \rangle \circ \cdots \circ \langle v_{2q}, p_{2q} \rangle. \end{aligned}$$

Lemma 4.2 implies that the first sub-sequence is the depth-first traversal of the  $b$  internal nodes of  $T$ , so its length is  $2b - 1$ . The length of the second sequence is  $2q = n - 1$ . Thus the cost of the exploration scheme  $\mathcal{E}_T$  is  $(2b - 1) + (n - 1) - 1 = (n - 1) + 2(b - 1) = (x_1 + x_3) + 2x_3 = x_1 + 3x_3$ .  $\square$

Now we consider a general tree  $T$ , which may have *type-4* nodes. For each *type-4* node  $v$  in  $T$ , we add a new leaf  $l$  as a sibling of  $v$ . If the total number of nodes, including the added nodes, is even, then we add one more leaf to an arbitrary internal node. The obtained tree  $T'$  is rooted at  $s$ , has an odd number of nodes and does not have any *type-4* nodes, so it satisfies the requirements of Lemma 4.4. We obtain an exploration scheme  $\mathcal{E}_T = (\mathbb{X}_T, \mathbb{Y}_T)$  for tree  $T$  from the exploration scheme  $\mathcal{E}_{T'} = (\mathbb{X}_{T'}, \mathbb{Y}_{T'})$  for tree  $T'$  by replacing the traversals of the added edges with waiting. More precisely, if a node  $l$  is an added leaf, its parent is a node  $p$ , and  $l$  is an odd (even) node in tree  $T'$ , then replace the unique occurrence of  $l$  in  $\mathbb{X}_{T'}$  (in  $\mathbb{Y}_{T'}$ ) with  $p$ . Algorithm *Search-Tree*( $T, s$ ) constructs the exploration scheme  $\mathcal{E}_T = (\mathbb{X}_T, \mathbb{Y}_T)$  in linear time (using a linear-time construction of the exploration scheme  $\mathcal{E}_{T'}$ ) and returns it as output.

For an integer  $x$ , let  $odd(x)$  be equal to 1 if  $x$  is odd, and to 0 otherwise.

**Lemma 4.5** *Let  $T$  be a tree rooted in  $s$  with  $n \geq 2$  nodes. The exploration scheme  $\mathcal{E}_T = (\mathbb{X}_T, \mathbb{Y}_T)$  for  $T$  returned by algorithm *Search-Tree*( $T, s$ ) is feasible and its cost is equal to*

$$x_1 + 3x_3 + 4x_4 + odd(x_1 + x_3). \quad (1)$$

**Proof.** The feasibility of the exploration scheme  $\mathcal{E}_T$  follows from Lemma 4.4. The cost of scheme  $\mathcal{E}_T$  is equal to the cost of scheme  $\mathcal{E}_{T'}$ . Lemma 4.4 implies that the cost of scheme  $\mathcal{E}_{T'}$  is equal to  $x'_1 + 3x'_3$ , where  $x'_1 = x_1 + x_4 + \text{odd}(x_1 + x_3)$  is the number of leaves in tree  $T'$  and  $x'_3 = x_3 + x_4$  is the number of *type-3* nodes in tree  $T'$  (each *type-4* node in tree  $T$  becomes a *type-3* node in tree  $T'$ ). Thus the cost of scheme  $\mathcal{E}_T$  is equal to (1).  $\square$

In some cases our exploration scheme  $\mathcal{E}_T$  could be modify to decrease the cost. For example, for the first diagram in Figure 5, *Agent-2* does not have to go to node  $p_{2j-1}$  on its way to explore node  $v_{2j}$ . If it omitted node  $p_{2j-1}$ , then the phase would have one step less (the agents would meet at the end of this phase in the predecessor of  $p_{2j}$  in the path  $P(p_{2j-1}, p_{2j})$ ) and this local gain could lead to a lower overall cost. However, this and similar improvements do not seem to lead to a better worst-case bound than (1).

## 4.2 Approximation ratio of our exploration schemes for trees

We now prove that the approximation ratio of the exploration scheme  $\mathcal{E}_{T,s}$  for a tree  $T$  defined in Section 4.1 is at most  $\frac{10}{7}$ , and asymptotically at most  $\frac{4}{3} + O(\frac{1}{n})$ .

We partition *type-3* and *type-4* nodes into two subsets each. We define as *type-3'* the nodes of *type-3* having only one descendant in  $T$ , and as *type-3''* the remaining nodes of *type-3*. By  $x'_3$  and  $x''_3$  we denote the number of *type-3'* and *type-3''* nodes respectively. As before,  $x_3 = x'_3 + x''_3$ . Analogously, we define as *type-4'* the nodes of *type-4* having only one descendant in  $T$ , and as *type-4''* the remaining nodes of *type-4*. By  $x'_4$  and  $x''_4$  we denote the number of *type-4'* and *type-4''* nodes respectively, and  $x_4 = x'_4 + x''_4$ .

For any exploration scheme  $\mathcal{E}_{T,s}^\circ = (\mathbb{X}, \mathbb{Y})$  for a tree  $T$ , an *edge traversal* is an occurrence of an edge in the whole path traversed by *Agent-1* or *Agent-2*, from  $s$  back to  $s$  assuming that there is no black hole, and a *wait* is an element of  $\mathbb{X}$  or  $\mathbb{Y}$  which is equal to the previous element. With this definitions, the cost of  $\mathcal{E}_{T,s}^\circ$  is equal to half of the sum of the number of edge traversals and the number of waits.

The following lemma is Lemma 5.2 in [2] re-worded using our notation.

**Lemma 4.6** *The number of edge traversals in any exploration scheme  $\mathcal{E}_{T,s}^\circ$  for a tree  $T$  is at least*

$$2x_1 + 4(x'_3 + x'_4) + 6(x''_3 + x''_4). \quad (2)$$

Using this lemma we get the following lower bound on the costs of exploration schemes for  $T$ .

**Lemma 4.7** *For any exploration scheme  $\mathcal{E}_{T,s}^\circ$  for tree  $T$ :*

$$\text{cost}(\mathcal{E}_{T,s}^\circ) \geq x_1 + 2(x'_3 + x'_4) + 3(x''_3 + x''_4) + \text{odd}(x_1 + x_3 + x_4). \quad (3)$$

**Proof.** The cost of  $\mathcal{E}_{T,s}^\circ$  is at least half of the value (2), so the bound (3) holds if  $\text{odd}(x_1 + x_3 + x_4) = 0$ .

If  $x_1 + x_3 + x_4$ , the number of unexplored nodes in  $T$ , is odd, then there must be a phase in  $\mathcal{E}_{T,s}^\circ = (\mathbb{X}, \mathbb{Y})$  when only one new node  $v$  is explored. We can assume, by symmetry, that this node  $v$  is explored by *Agent-1*. Let  $\alpha = (u_1, \dots, u_q, v, w_1, \dots, w_r)$  and  $\beta = (u_1, z_1, \dots, z_{q+r-1}, w_r)$  be the corresponding subsequences of  $\mathbb{X}$  and  $\mathbb{Y}$  where  $u_1$  is the last meeting point before the exploration of  $v$  and  $w_r$  is the first meeting point after this exploration. Since we are exploring a tree, we must have  $u_q = w_1$ , and this node must be the parent of node  $v$ . Let  $\mathbb{Y}'$  be the sequence  $\mathbb{Y}$  with subsequence  $\beta$  replaced with  $(u_1, \dots, u_q, u_q, w_1, \dots, w_r)$ . That is, both agents walk together from the meeting point  $u_1$  to the parent of node  $v$ , then *Agent-2* waits while *Agent-1* is exploring  $v$ , and then they both walk together to node  $w_r$ .

The pair of sequences  $\mathcal{E}'_{T,s} = (\mathbb{X}, \mathbb{Y}')$  is a feasible exploration scheme for  $T$  and  $\text{cost}(\mathcal{E}'_{T,s}) = \text{cost}(\mathcal{E}_{T,s}^\circ)$ . Furthermore,  $\text{cost}(\mathcal{E}'_{T,s})$  is at least half of the number of edge traversals in  $\mathcal{E}'_{T,s}$  plus half of the number of waits in  $\mathcal{E}'_{T,s}$ . The former is at least half of the value (2) while the latter is at least 1 (there are at least two waits in  $\mathbb{Y}'$ ). Hence the bound (3) holds also in the case when  $x_1 + x_3 + x_4$  is odd.  $\square$

Each node of *type-3'* or *type-4'* has a distinct child of *type-1*, so

$$x'_3 + x'_4 \leq x_1. \tag{4}$$

Furthermore, if  $T$  is not a path with an end point  $s$ , then each node of *type-4'* has a distinct ancestor node of *type-3''*, so

$$x'_4 \leq x''_3. \tag{5}$$

**Theorem 4.8** *Let  $T$  be an  $n$ -node tree with root  $s$ , let  $\mathcal{E}_{T,s}$  be the exploration scheme returned by algorithm *Search-Tree*( $T, s$ ), and let  $\mathcal{E}^*_{T,s}$  be an optimal exploration scheme for tree  $T$ . Then*

$$\frac{\text{cost}(\mathcal{E}_{T,s})}{\text{cost}(\mathcal{E}^*_{T,s})} \leq \begin{cases} \frac{4}{3} + O\left(\frac{1}{n}\right), \\ \frac{10}{7}. \end{cases}$$

**Proof.** If  $T$  is a path with an end point  $s$ , then it is easy to show that our algorithm returns an optimal exploration scheme, so we exclude this case from the further analysis.



Using Lemmas 4.5 and 4.7 and taking  $\alpha$  and  $\beta$  such that  $x'_3 + x'_4 = \alpha x_1$ ,  $x'_4 = \beta x''_3$ , and  $0 \leq \alpha, \beta \leq 1$  (see (4) and (5)), we have

$$\begin{aligned}
\frac{\text{cost}(\mathcal{E}_{T,s})}{\text{cost}(\mathcal{E}_{T,s}^*)} &\leq \frac{x_1 + 3x'_3 + 4x'_4 + 3x''_3 + 4x''_4 + \text{odd}(x_1 + x_3)}{x_1 + 2x'_3 + 2x'_4 + 3x''_3 + 3x''_4 + \text{odd}(x_1 + x_3 + x_4)} \\
&= \frac{(x_1 + 3(x'_3 + x'_4)) + (x'_4 + 3x''_3) + 4x''_4 + \text{odd}(x_1 + x_3)}{(x_1 + 2(x'_3 + x'_4)) + 3x''_3 + 3x''_4 + \text{odd}(x_1 + x_3 + x_4)} \\
&= \frac{(1 + 3\alpha)x_1 + (\beta + 3)x''_3 + 4x''_4 + \text{odd}(x_1 + x_3)}{(1 + 2\alpha)x_1 + 3x''_3 + 3x''_4 + \text{odd}(x_1 + x_3 + x_4)} \\
&\leq \begin{cases} \frac{4}{3} + O\left(\frac{1}{n}\right), & \text{for any tree } T; \\ \frac{4}{3}, & \text{if } \text{odd}(x_1 + x_3) \leq \text{odd}(x_1 + x_3 + x_4). \end{cases}
\end{aligned}$$

For the last inequality, observe that  $(1 + 3\alpha)/(1 + 2\alpha)$  and  $(\beta + 3)/3$  are both at most  $\frac{4}{3}$ .

It remains to show that the ratio of the costs is at most  $\frac{10}{7}$  when  $\text{odd}(x_1 + x_3) = 1$  and  $\text{odd}(x_1 + x_3 + x_4) = 0$ . In this case at least one of the Inequalities (4) and (5) must be strict, that is  $x'_3 + x'_4 \leq x_1 - 1$  or  $x'_4 \leq x''_3 - 1$ . Otherwise, if  $x'_3 + x'_4 = x_1$  and  $x'_4 = x''_3$ , then  $x_3 = x'_3 + x''_3 = x'_3 + x'_4 = x_1$  and  $\text{odd}(x_1 + x_3)$  would be equal to 0.

If  $x'_4 \leq x''_3 - 1$ , then taking  $\alpha$  and  $\beta$  such that  $x'_3 + x'_4 = \alpha x_1$ ,  $x'_4 = \beta x''_3 - 1$ , and  $0 \leq \alpha, \beta \leq 1$ , we have

$$\begin{aligned}
\frac{\text{cost}(\mathcal{E}_{T,s})}{\text{cost}(\mathcal{E}_{T,s}^*)} &\leq \frac{x_1 + 3x'_3 + 4x'_4 + 3x''_3 + 4x''_4 + 1}{x_1 + 2x'_3 + 2x'_4 + 3x''_3 + 3x''_4} \\
&= \frac{(1 + 3\alpha)x_1 + (\beta + 3)x''_3 + 4x''_4}{(1 + 2\alpha)x_1 + 3x''_3 + 3x''_4} \leq \frac{4}{3}.
\end{aligned}$$

If  $x'_4 = x''_3$  and  $x'_3 + x'_4 \leq x_1 - 1$ , then  $x_3 = x'_3 + x''_3 = x'_3 + x'_4 \leq x_1 - 1$ . Taking  $\alpha$  such that  $x_3 = \alpha x_1 - 1$  and  $0 \leq \alpha \leq 1$ , we have

$$\begin{aligned}
\frac{\text{cost}(\mathcal{E}_{T,s})}{\text{cost}(\mathcal{E}_{T,s}^*)} &\leq \frac{x_1 + 3x_3 + 4x_4 + 1}{x_1 + 2(x'_3 + x''_3) + (2x'_4 + x''_3) + 3x''_4} \\
&= \frac{x_1 + 3x_3 + 4x_4 + 1}{x_1 + 2x_3 + 3x_4} = \frac{(1 + 3\alpha)x_1 + 4x_4 - 2}{(1 + 2\alpha)x_1 + 3x_4 - 2} \\
&\leq \frac{4(x_1 + x_4) - 2}{3(x_1 + x_4) - 2}. \tag{6}
\end{aligned}$$

For  $x_1 + x_4 \geq 1$ , the expression (6) decreases when  $x_1 + x_4$  increases. We have  $x_1 \geq 2$  since  $T$  is not a path, and  $x_4 \geq 1$  since  $\text{odd}(x_1 + x_3 + x_4) \neq \text{odd}(x_1 + x_3)$ . Thus  $x_1 + x_4 \geq 3$ , so (6) is at most  $\frac{10}{7}$ .  $\square$

### 4.3 Generating a Good Spanning Tree of a Graph

We describe now our heuristic algorithm  $Generate-Tree(G, s)$  for computing a spanning tree  $T_G$  of a graph  $G = (V, E)$  rooted at a node  $s \in V$  which tries to achieve a relatively small value for the formula (1). We believe that computing a rooted spanning tree which minimizes this formula is NP-hard, since the related problem of computing a spanning tree which maximizes the number of leaves is NP-hard [7]. In Section 4.4 we show that the exploration scheme constructed by algorithm  $Search-Tree(T_G, s)$  for the spanning tree  $T_G$  computed by algorithm  $Generate-Tree(G, s)$  yields a BHS with cost at most  $3\frac{3}{8}$  times worse than the cost of an optimal BHS for graph  $G$ . If  $G$  is a path with  $s$  as an end node, then the optimal exploration scheme is obvious. Therefore we assume throughout this section that graph  $G$  is not of this form.

Algorithm  $Generate-Tree(G, s)$  tries to obtain a spanning tree with a small value of the formula (1) by trying to avoid creation of *type-4* nodes. More precisely, the algorithm grows in a greedy manner a spanning tree  $T$ , starting from node  $s$ , avoiding creation of internal nodes with only one child. A single child is a *type-4* node, unless it is a leaf. For the computation of the algorithm, let  $V_T$  denote always the set of nodes in the current tree  $T$  and let  $\bar{V}_T = V \setminus V_T$ ; initially  $V_T = \{s\}$ . With respect to tree  $T$ , each node in  $V$  is either an *internal node*, or a *leaf*; it is an *external node* if it belongs to the set  $\bar{V}_T$ . An *external neighbor* of a node  $u \in V$  is a neighbor of  $u$  in graph  $G$  which belongs to  $\bar{V}_T$ .

The pseudocode of algorithm  $Generate-Tree$  is given below. The algorithm consists of two parts. During part 1, the algorithm iteratively extends the current tree  $T$  rooted at  $s$  for as long as there is an *expandable leaf* in  $T$  or there is an *expandable external node* in  $\bar{V}_T$ . An *expandable leaf* in tree  $T$  is a leaf which has at least two external neighbors. An *expandable external node* (w.r.t.  $T$ ) is a node in  $\bar{V}_T$  which has at least one neighbor in  $T$  and at least two external neighbors, or has at least three external neighbors. The loop in part 1 of the algorithm maintains the following invariant: for the current tree  $T$ , there is no edge in  $G$  between an internal node and an external node. That is, each edge in  $G$  between the sets  $V_T$  and  $\bar{V}_T$  is adjacent to a leaf of  $T$ .

If there is an expandable leaf in tree  $T$ , then extend  $T$  by selecting an arbitrary expandable leaf  $u$  and attaching to it all its external neighbors (see the left diagram in Figure 6). If there is no expandable leaf in  $T$  but there is an expandable external node, then extend  $T$  in the following way. Let  $P = (u_1, u_2, \dots, u_k)$  be a path in  $G$  consisting of external nodes such that node  $u_1$  is the only node on  $P$  adjacent to  $T$  and node  $u_k$  is the only expandable external node on  $P$ . Let  $u_0$  be a node in  $T$  adjacent to  $u_1$  and let  $w_1, w_2, \dots, w_k$  be the neighbors of  $u_k$  which are neither in  $T$  nor on  $P$ . According to the invariant of the loop, node  $u_0$  must be a leaf in tree  $T$ . Extend tree  $T$  by attaching path  $P$  to node  $u_0$  and nodes  $w_1, w_2, \dots, w_k$  as children of  $u_k$ . Path  $P$ , as a part of the new extended tree and a part of the final tree  $T_G$ , is called a *mid-tree path*. The middle diagram in Figure 6 illustrates the expansion of the tree using mid-tree paths.

Let  $T_1$  denote the tree  $T$  at the end of part 1 of the algorithm. Since no expandable external node is left, each connected component of the subgraph of graph  $G$  induced by the set of external nodes must be now a path. Moreover, for each such path  $P$ , no node of  $P$

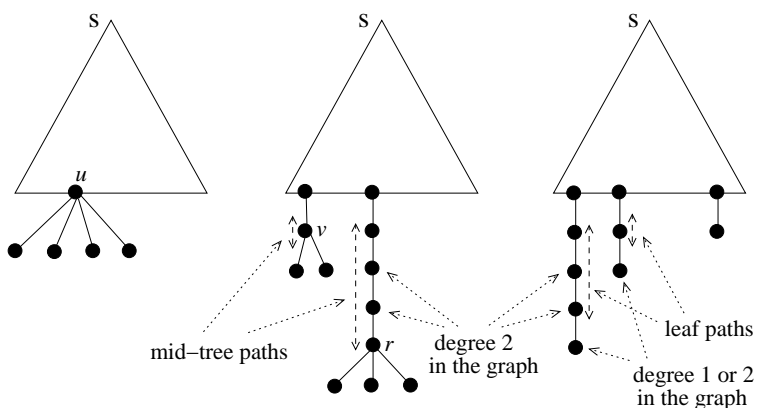


Figure 6: Expansion of the tree during the computation of algorithm *Generate-Tree*: in part 1 of the algorithm using an expandable leaf  $u$  (the left diagram) and using mid-tree paths to expandable external nodes  $v$  and  $r$  (the middle diagram); and in part 2 of the algorithm (the right diagram).

other than an end node is adjacent to  $T_1$  (or otherwise such a node would be an expandable external node) but at least one end node of  $P$  is adjacent to tree  $T_1$  (since  $G$  is connected). Let  $\mathcal{P}$  denote the collection of these paths. If a path  $P \in \mathcal{P}$  has at least two nodes and both end nodes are adjacent to  $T_1$ , then we replace  $P$  in  $\mathcal{P}$  with paths  $P'$  and  $P''$  obtained from  $P$  by removing the middle edge (or any of the two middle edges, if  $P$  has an odd number of nodes). Now for each path  $P = (w_1, w_2, \dots, w_k) \in \mathcal{P}$  where  $w_1$  is adjacent to  $T_1$  (exactly one end node of  $P$  is adjacent to  $T_1$ ), we extend  $T$  by attaching  $P$  to a neighbor of  $w_1$  in  $T_1$ , which must be a leaf in  $T_1$  (see the last diagram in Figure 6). If path  $P$  has at least two nodes, then we call this path without the last node  $w_k$  a *leaf path*. When all paths from  $\mathcal{P}$  are attached to tree  $T$ , tree  $T$  becomes a spanning tree  $T_G$  of  $G$ , and this tree is returned by the algorithm.

The whole algorithm *Generate-Tree* can be easily implemented to run in polynomial time, and it actually can be implemented to run in linear time. An example of a spanning tree produced by the algorithm is given in Figure 7. The next two lemmas summarize the properties of the algorithm which are important in our analysis.

**Lemma 4.9** *Consider any iteration of the loop in part 1 of algorithm  $\text{Generate-Tree}(G, s)$ , and the current tree  $T$  at the beginning of this iteration. The following two properties hold.*

1. *No internal node of  $T$  is adjacent in  $G$  to any external node.*
2. *Each leaf in  $T$  has a sibling, unless this is the first iteration of the loop (when  $T$  contains only the root  $s$ ).*

**Algorithm 1** Algorithm Generate-Tree  $(G, s)$ 


---

```

1:  $V \leftarrow$  set of nodes in  $G$ ;  $E \leftarrow$  set of edges in  $G$ ;
2:  $T \leftarrow \emptyset$ ; {the edges of the current tree}
3: let  $V_T$  denote the set of nodes in  $T$  (initially  $V_T = \{s\}$ ), and let  $\overline{V}_T = V \setminus V_T$ ;
4: {Part 1: grow  $T$  until there is no expandable leaf or expandable external node.}
5: loop
6:   if there exists an expandable leaf in  $T$  then
7:      $u \leftarrow$  an expandable leaf in  $T$ ;
8:      $W \leftarrow$  the set of neighbors of  $u$  in  $\overline{V}_T$ ;
9:      $T \leftarrow T \cup \{(u, w) : w \in W\}$ ;
10:  else if there exists an expandable external node in  $\overline{V}_T$  then
11:     $P = (u_1, \dots, u_k) \leftarrow$  a path in  $G$  such that each  $u_i \in \overline{V}_T$ ,  $u_1$  is the only node on  $P$ 
    adjacent to  $T$  and  $u_k$  is the only expandable external node on  $P$ ;
12:     $u_0 \leftarrow$  a leaf in  $T$  adjacent to  $u_1$ ;
13:     $W \leftarrow$  the set of neighbors of  $u_k$  which are neither in  $T$  nor on  $P$ ;
14:     $T \leftarrow T \cup \{(u_0, u_1)\} \cup P \cup \{(u_k, w) : w \in W\}$ ;
15:    {  $P$  is a mid-tree path in  $T$  }
16:  else
17:    exit the loop;
18:  end if
19: end loop
20: {Part 2: attach to  $T$  the remaining paths.}
21:  $T_1 \leftarrow T$ ;
22:  $\mathcal{P} \leftarrow$  the set of connected components (paths) in the subgraph induced by  $\overline{V}_T$ ;
23: for all  $P = (u_1, u_2, \dots, u_j) \in \mathcal{P}$ , where  $j \geq 2$  and  $u_1$  and  $u_j$  adjacent to  $T_1$  do
24:   let  $P' = (u_1, \dots, u_k)$  and  $P'' = (u_{k+1}, \dots, u_j)$ , where  $k = \lfloor j/2 \rfloor$ ;
25:    $\mathcal{P} \leftarrow \mathcal{P} \setminus \{P\} \cup \{P', P''\}$ ;
26: end for
27: for all  $P = (w) \in \mathcal{P}$  do
28:    $u \leftarrow$  a leaf in  $T_1$  adjacent to  $w$ ;  $T \leftarrow T \cup \{(u, w)\}$ ;
29: end for
30: for all  $P = (u_1, u_2, \dots, u_k) \in \mathcal{P}$ , where  $k \geq 2$  and  $u_1$  adjacent to  $T_1$  do
31:    $u_0 \leftarrow$  a leaf in  $T_1$  adjacent to  $u_1$ ;  $T \leftarrow T \cup \{(u_0, u_1)\} \cup P$ ;
32:   { path  $(u_1, u_2, \dots, u_{k-1})$  is a leaf path in  $T$  }
33: end for
34: return  $T$ .

```

---

**Proof.** At the beginning of the first iteration of the loop, tree  $T$  does not have any internal nodes, so both Statements 1 and 2 are obviously true. Let  $T'$  be the tree  $T$  at the beginning of one iteration of the loop other than the last one, and let  $T''$  be the tree  $T$  at the beginning of the next iteration. Assume inductively that Statements 1 and 2 are true for tree  $T'$ . Tree  $T''$  is obtained from tree  $T'$  by adding children to an expandable leaf (lines 7–9 in the pseudocode) or, if  $T'$  does not have an expandable leaf, by adding a mid-tree path and children of the last node on this path (lines 11–14).

Consider the first case: tree  $T''$  is obtained from  $T'$  by adding children to an expandable leaf  $u$ . Node  $u$  is the only new internal node in  $T''$  and its children are the only new leaves. All neighbors of node  $u$  are now in  $T''$ , so Statement 1 is true for  $T''$ . Node  $u$  gets at least two children since  $u$  is an expandable leaf in tree  $T'$ , so also Statement 2 is true for  $T''$ .

Consider now the second case: tree  $T'$  does not have an expandable leaf and tree  $T''$  is obtained from tree  $T'$  by attaching a mid-tree path  $P = (u_1, \dots, u_k)$  to a leaf  $u_0$  and attaching all remaining neighbors of  $u_k$  (the neighbors neither in tree  $T'$  nor on path  $P$ ) as children of  $u_k$ . We check first that the new internal nodes  $u_0, u_1, \dots, u_k$  in tree  $T''$  have all their neighbors in  $T''$ . Clearly node  $u_k$  has all its neighbors in tree  $T''$ . Node  $u_0$  cannot have neighbors outside of  $T'$  other than node  $u_1$  since node  $u_0$  is not an expandable leaf in  $T'$ . If  $k \geq 2$ , then node  $u_1$  cannot have neighbors outside  $T'$  other than  $u_2$  since  $u_1$  is not an expandable external node. If  $k \geq 3$ , then for each  $i = 2, \dots, k-1$ , node  $u_i$  is not adjacent to  $T'$  and is not an expandable external node, so nodes  $u_{i-1}$  and  $u_{i+1}$  can be its only neighbors in graph  $G$ . Thus each new internal node in  $T''$  has all its neighbors in  $T''$ , so Statement 1 holds for  $T''$ .

The new leaves in  $T''$  are the children of  $u_k$ . Since  $u_k$  is an expandable external node (w.r.t.  $T'$ ), it gets at least two children in  $T''$ . Indeed, if  $k = 1$ , then, by definition of expandable external node, node  $u_1$  must have at least two external neighbors, which become its children in  $T''$ . If  $k \geq 2$ , then node  $u_k$  is not adjacent to tree  $T'$ , so it must have at least 3 external neighbors. One of them is node  $u_{k-1}$  while the remaining ones are the children of  $u_k$  in  $T''$ . Thus Statement 2 holds for  $T''$ .  $\square$

**Lemma 4.10** *Let  $T_1$  denote the tree  $T$  at the end of part 1 of Algorithm Generate-Tree( $G, s$ ) and let  $\mathcal{P}$  denote the set of connected components of the subgraph  $G'$  of graph  $G$  induced by the external nodes (w.r.t.  $T_1$ ).*

1. *For each connected component of subgraph  $G'$ , the edges of this component form a (simple) path.*
2. *For each path  $P \in \mathcal{P}$ ,*
  - (a) *the internal nodes of  $P$  are not adjacent to tree  $T_1$ ;*
  - (b) *at least one end node of  $P$  is adjacent to tree  $T_1$ .*

**Proof.** There is no expandable external node w.r.t.  $T_1$ . Thus each node in subgraph  $G'$  has degree at most 2 in  $G'$ , since otherwise such a node would be an expandable external node. Therefore each connected component of  $G'$  is either a path (possibly a single node)

or a cycle. However, if a connected component of  $G'$  were a cycle, then there would be a node on this cycle adjacent to tree  $T_1$ , since graph  $G$  is connected, and this node would be an expandable external node.

For a path  $P$  which is a connected component of subgraph  $G'$ , if a node on  $P$  other than an end node were adjacent to tree  $T_1$ , then this node would be an expandable external node. Since graph  $G$  is connected, at least one end node of  $P$  must be adjacent to tree  $T_1$ .  $\square$

We look now at the *type-4* nodes in  $T_G$  to see how they were created and what their properties in graph  $G$  are. We view the mid-tree paths and the leaf paths in  $T_G$  in the direction from the root towards the leaves. That is, the first node on such a path is the node closest to the root.

**Lemma 4.11** *A node in tree  $T_G$  is a type-4 node if and only if it belongs to a mid-tree path or a leaf path.*

**Proof.** Examine all possible extensions of the current tree  $T$  to a new tree  $T'$  during the computation of algorithm *Generate-Tree*.

In line 9 of the algorithm, node  $u$  changes its status from *type-1* in tree  $T$  to *type-3* in tree  $T'$  (Property 2 in Lemma 4.9 implies that  $u$  has a sibling in tree  $T$ ) and all new nodes in tree  $T'$  are *type-1* nodes. In line 14, node  $u_0$  changes its status from *type-1* in tree  $T$  to *type-3* in tree  $T'$ , the new nodes  $u_1, u_2, \dots, u_k$ , which form a mid-tree path, are *type-4* nodes in tree  $T'$ , and the leaves attached to  $u_k$  are *type-1* nodes in tree  $T'$ . In line 28, node  $u$  changes its status from *type-1* in tree  $T$  to *type-3* in tree  $T'$  (Property 2 of Lemma 4.9 implies that  $u$  has a sibling in the tree  $T_1$  constructed during the first part of the algorithm) and the new node  $w$  is a *type-1* node in tree  $T'$ . In line 31, node  $u_0$  changes its status from *type-1* in tree  $T$  to *type-3* in tree  $T'$ , the new nodes  $u_1, u_2, \dots, u_{k-1}$ , which form a leaf path, are *type-4* nodes in tree  $T'$ , and the leaf  $u_k$  attached to  $u_{k-1}$  is a *type-1* node in tree  $T'$ .

Thus a node in the final tree  $T_G$  is a *type-4* node if and only if this node has been added to the growing tree as a part of a mid-tree path or a leaf path.  $\square$

**Lemma 4.12** *Each node on a mid-tree path in tree  $T_G$  other than the first node and the last node has degree 2 in  $G$ .*

**Proof.** Let  $T$  be the tree during the computation of algorithm *Generate-Tree* when a mid-tree path  $P = (u_1, u_2, \dots, u_k)$  is selected in line 11. For each  $i = 2, 3, \dots, k-1$ , node  $u_i$  is a non-expandable external node with two external neighbors  $u_{i-1}$  and  $u_{i+1}$ , so the definition of the expandable external nodes implies that  $u_i$  is not adjacent to any node in  $T$  and nodes  $u_{i-1}$  and  $u_{i+1}$  must be its only external neighbors.  $\square$

**Lemma 4.13** *Let  $(u_1, \dots, u_{k-1})$  be a leaf path in tree  $T_G$ , and let  $u_k$  be the leaf in  $T_G$  attached to  $u_{k-1}$ . Then the following properties hold.*

1. Each node  $u_2, u_3, \dots, u_{k-1}$  has degree 2 in  $G$ .
2. Node  $u_k$  has degree at most 2 in  $G$ .

3. If node  $u_k$  has degree 2 in  $G$  and the length of the leaf path is at least 2 ( $k \geq 3$ ), then both neighbors of  $u_k$  in  $G$  have degree 2.

**Proof.** Let  $T_1$  be the tree constructed in the first part of the algorithm, and let  $P = (u_1, \dots, u_{k-1}, u_k)$ ,  $k \geq 2$ , be one of the paths considered in lines 30–31. Path  $(u_1, u_2, \dots, u_{k-1})$  is a leaf path in the final tree  $T_G$ . There is no expandable external node w.r.t. tree  $T_1$ , so for each  $i = 2, 3, \dots, k-1$ , node  $u_i$  is a non-expandable external node with two external neighbors  $u_{i-1}$  and  $u_{i+1}$ . The definition of the expandable external nodes implies that node  $u_i$  is not adjacent to any node in  $T_1$  and nodes  $u_{i-1}$  and  $u_{i+1}$  must be its only external neighbors. Thus the degree of nodes  $u_i$  in  $G$  is 2.

Node  $u_k$  is a non-expandable external node, so it may be adjacent to at most one external node other than  $u_{k-1}$ . However, node  $u_k$  cannot be adjacent to  $T_1$  because if it were, then path  $P$  would have been split into two paths in lines 24–25. Thus the degree of node  $u_k$  in  $G$  is at most 2.

If node  $u_k$  has degree 2 in  $G$ , then path  $P$  has been obtained by splitting a path  $(u_1, \dots, u_k, u_{k+1}, \dots, u_j)$  of external nodes in lines 24–25, where  $2k \leq j \leq 2k+1$ . If  $k \geq 3$ , and hence  $j \geq k+2$ , neither of nodes  $u_{k-1}$  and  $u_{k+1}$  is adjacent to tree  $T_1$  and, as non-expandable external nodes, they may have only two external neighbors each. Thus both  $u_{k-1}$  and  $u_{k+1}$  have degree 2 in  $G$ .  $\square$

#### 4.4 Approximation Ratio of the *STE* Algorithm

Lemma 4.5 implies that the cost of the exploration scheme computed by the *STE* algorithm for a graph  $G$  and a starting node  $s$  is

$$t_{ALG} \leq x_1 + 3x_3 + 4x_4 + 1, \quad (7)$$

where  $x_t$  is the number of the *type- $t$*  nodes in the tree  $T_G$  computed by algorithm *Generate-Tree*( $G, s$ ). The cost of the optimal exploration scheme is at least  $n-1 = x_1 + x_3 + x_4$ , so any upper bound on  $x_4$  in a form of a linear function of  $x_1$  and  $x_3$  would give immediately an upper bound on the approximation ratio of algorithm *STE* as a constant less than 4. However this simple approach cannot work by itself since the ratio  $x_4/(x_1 + x_3)$  can be arbitrarily large not only for tree  $T_G$ , but for the best possible spanning tree as well. For example, if graph  $G$  is a path, then in its unique spanning tree all nodes except node  $s$ , its two neighbors and the end points of the path are *type-4* nodes.

Our analysis, which examines closer the *type-4* nodes in tree  $T_G$ , can be viewed as consisting of the following three steps. We first identify some nodes in graph  $G$  which “slow down” the optimal BHS in graph  $G$  so that its cost must be greater than the ideal  $n-1$  (Lemma 4.14). We then show which *type-4* nodes in  $T_G$  must be among those “slowing down” nodes (Lemma 4.15). Finally we give a bound on the number of the other *type-4* nodes as a linear function of  $x_1$  and  $x_3$  (Lemma 4.16).

A node in graph  $G$  is a *type- $d$*  node if its degree is at most 2 and the degrees of its neighbors are also at most 2.

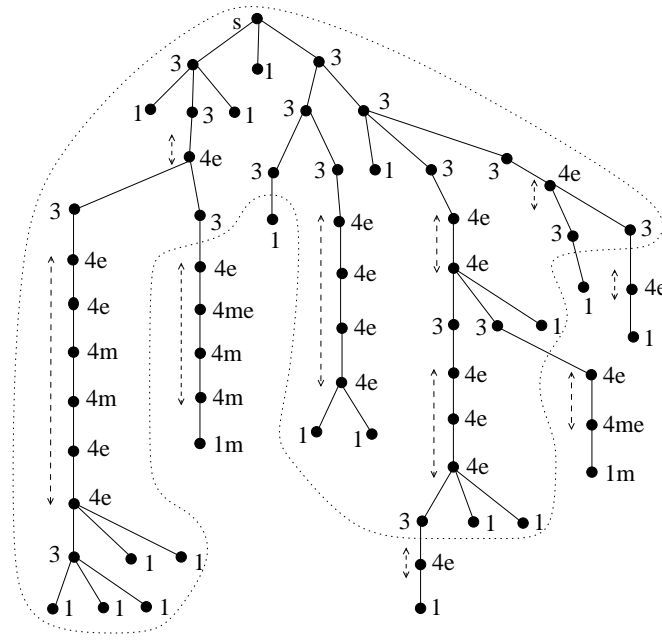


Figure 7: An example of spanning tree produced by Algorithm *Generate-Tree*. Each node of the tree (excluding the root) is labeled with the corresponding type. The part of the tree produced during Part 1 of the algorithm is enclosed in the dotted curve. Arrows denote mid-tree paths and leaf paths.

**Lemma 4.14** *The minimum cost of a BHS in graph  $G$  is*

$$t_{OPT} \geq n - 1 + \frac{1}{2}x_d \tag{8}$$

**Proof.** Informally, no BHS can explore *type-d* nodes at the average rate of one node per one step, requiring at least one additional step per two *type-d* nodes. Formally, consider any BHS and the case when there is no black hole. Each phase of the search when a *type-d* node  $v$  and another node  $u$  (which may be also a *type-d* node) are explored must consist of at least 3 steps. To see this, check that the distance from either  $v$  or  $u$  (or both) to the meeting point at the end of this phase must be at least 2. Thus

1. there are at least  $(n - 1)/2 + \alpha$  phases in total, where  $\alpha \geq 0$  is the number of phases when only one node is explored, and each phase consists of at least 2 steps;
2. there are at least  $(x_d - \alpha)/2$  phases when a *type-d* node is explored together with another node, and each of these phases consists of at least 3 steps.



Hence the total number of steps is at least  $n - 1 + 2\alpha + (x_d - \alpha)/2 \geq n - 1 + x_d/2$ .  $\square$

Lemma 4.11 says that the *type-4* nodes in tree  $T_G$  are the nodes on the mid-tree paths and the leaf paths. We further categorize these nodes in the following way. A *type-4e* node is a node which is one of the first two or the last two nodes of a mid-tree path or the first node of a leaf path. A *type-4me* node is the second node of a leaf path. All other nodes on the mid-tree paths and the leaf paths are *type-4m* nodes. We also introduce *type-1m* for the leaves attached to the leaf paths having length at least 2 (see the example in Figure 7). These definitions and Lemmas 4.12 and 4.13 immediately imply the following lemma.

**Lemma 4.15** *Each type-4m or type-1m node in tree  $T_G$  is a type-d node in  $G$ .*

The next lemma gives bounds on the number of *type-4e* and *type-4me* nodes in tree  $T_G$ .

**Lemma 4.16** *The number of type-4e nodes and the number of type-4me nodes in tree  $T_G$  satisfy the following relations.*

$$x_{4e} \leq 3x_1 + x_3 - 2, \quad (9)$$

$$x_{4me} = x_{1m}. \quad (10)$$

**Proof.** The fact that there are exactly as many *type-4me* nodes as *type-1m* nodes follows immediately from the definitions of these types. To show that Inequality (9) holds, denote by  $z'$  and  $z''$  the number of the mid-tree paths and the number of the leaf paths in  $T_G$ , respectively. The definition of *type-4e* nodes imply that

$$x_{4e} \leq 4z' + z''. \quad (11)$$

The last node of a mid-tree path is a branching node in tree  $T_G$  (a node with at least two children) so  $z' \leq x_1 - 1$  since  $T_G$  has at most  $x_1 - 1$  branching nodes. We also have  $z' + z'' \leq x_3 + 1$  since the parents of the first nodes of mid-tree paths and leaf paths must be distinct and each of them is either a *type-3* node or the root. Thus

$$4z' \leq 3(x_1 - 1) + x_3 + 1 - z'', \quad (12)$$

and Inequalities (11) and (12) give Inequality (9).  $\square$

We can now state our final theorem.

**Theorem 4.17** *For any graph  $G$  and any starting node  $s$ , the ratio of the cost of a BHS based on the exploration scheme computed for  $G$  by the STE algorithm to the cost of an optimal BHS for  $G$  is at most  $3\frac{3}{8}$ .*

**Proof.** Starting from the bounds (7) and (8), we have

$$\begin{aligned} \frac{27}{8}t_{OPT} - t_{ALG} &\geq \\ &\geq \frac{27}{8}(n - 1 + \frac{1}{2}x_d) - (x_1 + 3x_3 + 4x_4 + 1) \end{aligned} \tag{13}$$

$$\begin{aligned} &\geq \frac{27}{8}(x_1 + x_3 + x_{4e} + x_{4me} + \frac{3}{2}x_{4m} + \frac{1}{2}x_{1m}) \\ &\quad - (x_1 + 3x_3 + 4x_{4e} + 4x_{4me} + 4x_{4m} + 1) \end{aligned} \tag{14}$$

$$\begin{aligned} &= \frac{19}{8}x_1 + \frac{3}{8}x_3 - \frac{5}{8}(x_{4e} + x_{4me}) + \frac{17}{16}x_{4m} + \frac{27}{16}x_{1m} - 1 \\ &\geq \frac{19}{8}x_1 + \frac{3}{8}x_3 - \frac{5}{8}(3x_1 + x_3 - 2 + x_{1m}) + \frac{17}{16}x_{4m} + \frac{27}{16}x_{1m} - 1 \end{aligned} \tag{15}$$

$$= \frac{1}{4}(2x_1 - x_3) + \frac{17}{16}(x_{4m} + x_{1m}) + \frac{1}{4} \geq 0. \tag{16}$$

Inequality (13) follows from (7) and (8), Inequality (14) follows from Lemma 4.15, and Inequality (15) follows from (9) and (10). Finally the inequality in line (16) holds because  $x_3 \leq 2x_1 - 1$ . To see that this is a valid bound on  $x_3$ , bound separately the number of *type-3* nodes which have only one descendant leaf and the number of the other *type-3* nodes. The number of *type-3* nodes which have only one descendant leaf is at most  $x_1$ , the number of leaves. Each *type-3* node which has at least 2 descendant leaves is either a branching node in  $T_G$ , or is the parent of the first node of a mid-tree path and the last node of this path is a branching node. Thus the number of *type-3* nodes which have at least 2 descendant leaves is at most the number of branching nodes in  $T_G$ , which is at most  $x_1 - 1$ .  $\square$

#### 4.5 Additional Comments on Exploring a Graph via a Spanning Tree

One can also obtain a  $c$ -approximation algorithm for the BHS problem in graphs for a constant  $c < 4$  using other ways of selecting a spanning tree than our algorithm *Generate-Tree*( $G, s$ ). In a preliminary version of this paper [11] we actually gave a different way, which was based on greedily selecting a maximal forest of bushy trees and then connecting the trees into one spanning tree. However, we could only show that that method led to an approximation ratio of  $3\frac{1}{2}$ .

Another possible good spanning tree of graph  $G$  is a spanning tree  $T$  which “locally” maximizes the number of leaves: no exchange of at most  $k$  tree edges for non-tree edges, for some constant  $k$ , can give a new spanning tree with more leaves than in  $T$ . Such a “locally maximized” spanning tree can be computed in polynomial time starting from any spanning tree. One can show that locally maximized spanning trees for  $k = 2$ , together with our *Search-Tree* algorithm, give an approximation algorithm for the BHS problem with an approximation ratio of  $3\frac{7}{12}$ .

We would like to mention that the straightforward algorithm for searching a tree outlined in the first paragraph of Section 4, together with good spanning-tree selection algorithms,

can also give approximation algorithms with ratios less than 4, but greater than the approximation ratios which can be obtained using the *Search-Tree* algorithm. For example, the straightforward tree-searching algorithm gives approximation ratios of  $3\frac{5}{8}$  and  $3\frac{5}{6}$  for the BHS problem, if used together with the spanning trees computed by our *Generate-Tree* algorithm, and the locally maximized spanning trees, respectively.

Better approximation ratios can be obtained for some restricted graphs. For example, it is shown in [12] that any  $n$ -node graph with the minimum node degree at least 3 has a spanning tree with at least  $n/4 + 2$  leaves, and a polynomial-time algorithm for computing such a spanning tree is given. This gives a  $c$ -approximation algorithm for the BHS problem for such graphs, where  $c$  is  $3\frac{1}{2}$ , if the straightforward tree-searching algorithm is used, or  $3\frac{1}{4}$ , if algorithm *Search-Tree* is used. It is also shown in [12] that for graphs with the minimum degree at least  $k$  one can compute in polynomial time spanning trees with at least  $(1 - O((\log k)/k))n$  leaves. This gives a  $(1 + O((\log k)/k))$ -approximation algorithm for the BHS problem for this class of graphs.

## 5 Limitations of Exploration Schemes Based on Spanning Trees

The approximation algorithm for the BHS problem in arbitrary graphs which we presented in the previous section is based on the following two-part approach.

1. Find a suitable spanning tree  $T_G$  of the input graph  $G$ .
2. Using an algorithm for constructing exploration schemes for trees, construct an exploration scheme for  $T_G$ , and take it as an exploration scheme for  $G$ .

Even though this approach seems very natural (and it seems indeed difficult to analyze more general approaches), we show now that no graph exploration using this technique can guarantee a better approximation ratio than  $3/2$ .

Let  $G_c = (V, E)$  be an odd-length cycle with nodes  $v_1, v_2, \dots, v_c$  and edges  $(v_1, v_2), \dots, (v_{c-1}, v_c), (v_c, v_1)$ . A new graph  $G'_c$  is obtained from  $G_c$  using the construction for the NP-hardness proof given in Section 3, taking edge  $(v_c, v_1)$  as edge  $(x, y)$ , with the following modification. Since the embedding of  $G_c$  has exactly two faces, the construction from Section 3 would add two shortcut edges bypassing each node  $v \in V \cup \{s\}$ , but we add only one. If we trace the cycle  $\langle s, v_1, v_2, \dots, v_c \rangle$  in a planar embedding of  $G'_c$ , then the shortcut edges alternate between both faces of the embedding of  $G_c$ . An example of graph  $G'_c$ , for  $c = 7$ , is shown in Figure 8. Graph  $G'_c$  has  $4c + 3$  nodes and by modifying appropriately the exploration scheme given in the proof of Lemma 3.2, one can show that the cost of an optimal exploration scheme for  $G'_c$  is  $4c + 2$ .

Consider the spanning tree of  $G'_c$  as shown in Figure 8. In the terminology and notation from Section 4.1, this tree has  $x_3 = c - 1$  *type-3* nodes (the nodes  $v_1, v_2, \dots, v_{c-1}$ ) and  $x_1 = 3c + 3$  *type-1* nodes. Lemma 4.4 implies that the cost of the exploration scheme computed for this tree by algorithm *Search-Tree* given in Section 4.1 is exactly  $x_1 + 3x_3 = 6c$ .

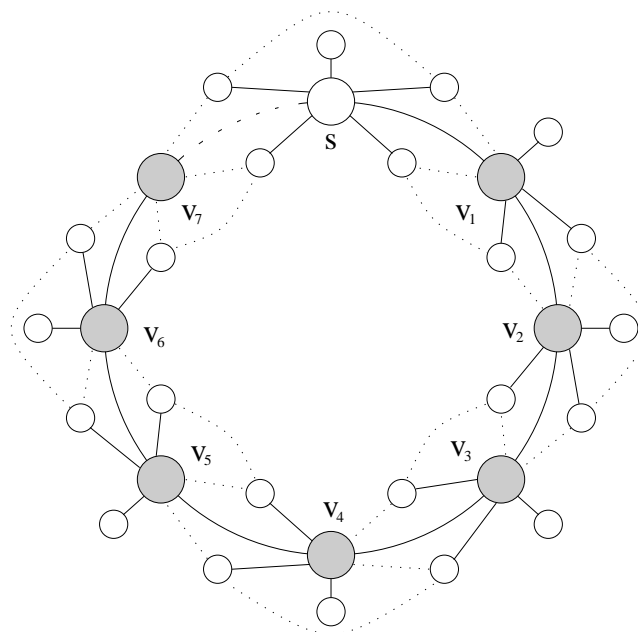


Figure 8: Graph  $G'_7$  and its “good” spanning tree (solid edges).

We show below that the cost of any exploration scheme for any spanning tree of  $G'_c$  is at least  $6c - 2$ , so at least  $3/2 - O(1/c)$  times higher than the optimal cost.

Using the notation introduced in Section 4.2, we show the following property of the spanning trees of graph  $G'_c$ .

**Lemma 5.1** *For any spanning tree  $T$  of  $G'_c$  rooted at  $s$ ,*

$$x'_3 + x'_4 + 2(x''_3 + x''_4) \geq 2c - 4.$$

**Proof.** All nodes in  $V \setminus \{v_c\} = \{v_1, v_2, \dots, v_{c-1}\}$  must be internal nodes in  $T$  since they have to be parents of their flag nodes. Let  $z$  be the total number of *type-3'* and *type-4'* nodes in  $V \setminus \{v_c\}$ . The remaining  $c - 1 - z$  nodes in  $V \setminus \{v_c\}$  are either of type *3''* or of type *4''*. Let  $v_i$  and  $v_j$  be two nodes in cycle  $G_c$ , such that  $i + 2 \leq j \leq c - 1$ . If the shortcut edges bypassing them are not in  $T$ , then at most one of them can have only one descendant (*type-3'* or *type-4'*). To see this, observe that a path from  $s$  to a node  $v_k$ ,  $i < k < j$ , must pass through one of the nodes  $v_i$  and  $v_j$  or through one of their shortcut edges. This means that if neither of the shortcut edges bypassing nodes  $v_i$  and  $v_j$  is in  $T$ , then either  $v_i$  or  $v_j$  is an ancestor of at least two nodes (one is  $v_k$  and the other is the flag node). Therefore, at least  $z - 2$  shortcut edges belong to  $T$ . Note that, for each of these edges, at least one of

the endpoints is an internal node. Hence, we have

$$x'_3 + x'_4 + 2(x''_3 + x''_4) \geq z + 2(c - 1 - z) + z - 2 = 2c - 4.$$

□

Lemmas 4.7 and 5.1 imply that the cost of any exploration scheme for any spanning tree of  $G'_c$  is at least  $6c - 2$ .

## 6 Conclusion

We proved that designing an optimal BHS for an arbitrary planar graph is NP-hard, thus solving an open problem stated in [2]. We gave a polynomial time  $3\frac{3}{8}$ -approximation algorithm for the BHS problem, showing the first non-trivial upper bound on the approximation ratio for this problem. Finally, we showed that any exploration scheme that visits the given input graph via some spanning tree, as our algorithm does, cannot have an approximation ratio better than  $\frac{3}{2}$ . We also showed that for trees, the approximation ratio of our algorithm is at most  $\frac{4}{3} + O\left(\frac{1}{n}\right)$ , improving the previous bound of  $\frac{5}{3}$ .

We believe that one could show a better upper bound for the approximation ratio of our algorithm than  $3\frac{3}{8}$  by further refining the analysis, but we do not expect a bound anywhere near the currently best lower bound  $3/2$ . Similarly, one could probably somewhat improve the bounds on the approximation ratios of the methods mentioned in Section 4.5, but we believe that these bounds will remain higher than the bound for our main algorithm. It seems that to obtain a more substantial improvement of the approximation ratio one would need to abandon the spanning-tree approach, but algorithms which attempt something considerably different than following a spanning tree may be very difficult to analyze. For example, one no longer would be able to assume the absence of the black hole in the worst case scenario.

For other complexity issues regarding the black hole search with two agents, we particularly would like to see answers to the following two questions. Is there a constant  $c > 1$  such that the approximate BHS problem with ratio  $c$  is NP-hard? Is the BHS problem for arbitrary trees NP-hard? We expect the positive answer to the first question and the negative answer to the second one.

It would be also interesting to see what non-trivial could be shown about the complexity of computing fast black hole search schemes for many agents and possibly many black holes. If there are  $k + 1$  agents, where  $k$  is a parameter (not a constant) and at most  $k$  black holes, then it is not even clear how one should formalize the problem. The “oblivious” approach of giving each agent one predetermined sequence of nodes to visit does not seem adequate if there are more than two agents.

## References

- [1] J. Czyzowicz, D. Kowalski, E. Markou, and A. Pelc. Complexity of searching for a black hole. 2004. manuscript.

- 
- [2] J. Czyzowicz, D. Kowalski, E. Markou, and A. Pelc. Searching for a black hole in tree networks. In *Proc. 8th Int. Conf. on Principles of Distributed Systems (OPODIS 2004)*, pages 35–45, 2004.
- [3] S. Dobrev, P. Flocchini, R. Kralovic, G. Prencipe, P. Ruzicka, and N. Santoro. Black hole search by mobile agents in hypercubes and related networks. In *Proc. 6th Int. Conf. on Principles of Distributed Systems (OPODIS 2002)*, pages 169–180, 2002.
- [4] S. Dobrev, P. Flocchini, G. Prencipe, and N. Santoro. Mobile agents searching for a black hole in an anonymous ring. In *Proc. 15th Int. Symposium on Distributed Computing (DISC 2001)*, Springer LNCS vol. 2180, pages 166–179, 2001.
- [5] S. Dobrev, P. Flocchini, G. Prencipe, and N. Santoro. Searching for a black hole in arbitrary networks: Optimal mobile agents protocols. In *Proc. 21st ACM Symposium on Principles of Distributed Computing (PODC 2002)*, pages 153–161, 2002.
- [6] S. Dobrev, P. Flocchini, G. Prencipe, and N. Santoro. Multiple agents rendezvous in a ring in spite of a black hole. In *Proc. 7th Int. Conf. on Principles of Distributed Systems (OPODIS 2003)*, Springer LNCS vol. 3144, pages 34–46, 2003.
- [7] M.R. Garey and D.S. Johnson. *Computers and Intractability: A Guide to the Theory of NP-Completeness*. W.H. Freeman & Co., 1979.
- [8] M.R. Garey, D.S. Johnson, and R.E. Tarjan. The planar hamiltonian circuit problem is NP-complete. *SIAM Journal on Computing*, 5(4):704–714, 1976.
- [9] F. Hohl. Time limited black box security: Protecting mobile agents from malicious hosts. In *Proc. Conf. on Mobile Agent Security*, Springer LNCS vol. 1419, pages 92–113, 1998.
- [10] F. Hohl. A framework to protect mobile agents by using reference states. In *Proc. 20th Int. Conf. on Distributed Computing Systems (ICDCS 2000)*, pages 410–417, 2000.
- [11] R. Klasing, E. Markou, T. Radzik, and F. Sarracco. Hardness and approximation results for black hole search in arbitrary graphs. In *Proc. 12th Int. Colloquium on Structural Information and Communication Complexity (SIROCCO 2005)*, Springer LNCS vol. 3499, pages 200–215, 2005.
- [12] D.J. Kleitman and D.B. West. Spanning trees with many leaves. *SIAM Journal on Discrete Mathematics*, 4(1):99–106, 1991.
- [13] S. Ng and K. Cheung. Protecting mobile agents against malicious hosts by intention of spreading. In H. Arabnia, editor, *Proc. Int. Conf. on Parallel and Distributed Processing and Applications (PDPTA '99) Vol. II*, pages 725–729, 1999.
- [14] T. Sander and C.F. Tschudin. Protecting mobile agents against malicious hosts. In *Proc. Conf. on Mobile Agent Security*, Springer LNCS vol. 1419, pages 44–60, 1998.

- [15] K. Schelderup and J. Ølnes. Mobile agent security – issues and directions. In *Proc. 6th Int. Conf. on Intelligence and Services in Networks*, Springer LNCS vol. 1597, pages 155–167, 1999.
- [16] J. Vitek and G. Castagna. Mobile computations and hostile hosts. In D. Tsichritzis, editor, *Mobile Objects*, pages 241–261. University of Geneva, 1999.



---

Unité de recherche INRIA Sophia Antipolis  
2004, route des Lucioles - BP 93 - 06902 Sophia Antipolis Cedex (France)

Unité de recherche INRIA Futurs : Parc Club Orsay Université - ZAC des Vignes  
4, rue Jacques Monod - 91893 ORSAY Cedex (France)

Unité de recherche INRIA Lorraine : LORIA, Technopôle de Nancy-Brabois - Campus scientifique  
615, rue du Jardin Botanique - BP 101 - 54602 Villers-lès-Nancy Cedex (France)

Unité de recherche INRIA Rennes : IRISA, Campus universitaire de Beaulieu - 35042 Rennes Cedex (France)

Unité de recherche INRIA Rhône-Alpes : 655, avenue de l'Europe - 38334 Montbonnot Saint-Ismier (France)

Unité de recherche INRIA Rocquencourt : Domaine de Voluceau - Rocquencourt - BP 105 - 78153 Le Chesnay Cedex (France)

---

Éditeur  
INRIA - Domaine de Voluceau - Rocquencourt, BP 105 - 78153 Le Chesnay Cedex (France)  
<http://www.inria.fr>  
ISSN 0249-6399