



HAL
open science

The Self-Organization of Speech Sounds

Pierre-Yves Oudeyer

► **To cite this version:**

Pierre-Yves Oudeyer. The Self-Organization of Speech Sounds. Journal of Theoretical Biology, 2005.
inria-00001176

HAL Id: inria-00001176

<https://inria.hal.science/inria-00001176>

Submitted on 29 Mar 2006

HAL is a multi-disciplinary open access archive for the deposit and dissemination of scientific research documents, whether they are published or not. The documents may come from teaching and research institutions in France or abroad, or from public or private research centers.

L'archive ouverte pluridisciplinaire **HAL**, est destinée au dépôt et à la diffusion de documents scientifiques de niveau recherche, publiés ou non, émanant des établissements d'enseignement et de recherche français ou étrangers, des laboratoires publics ou privés.

The Self-Organization of Speech Sounds

Pierre-Yves Oudeyer

*Sony CSL Paris,
6, rue Amyot,
75005 Paris, France*

Abstract

The speech code is a vehicle of language: it defines a set of forms used by a community to carry information. Such a code is necessary to support the linguistic interactions that allow humans to communicate. How then may a speech code be formed prior to the existence of linguistic interactions? Moreover, the human speech code is discrete and compositional, shared by all the individuals of a community but different across communities, and phoneme inventories are characterized by statistical regularities. How can a speech code with these properties form?

We try to approach these questions in the paper, using the “methodology of the artificial”. We build a society of artificial agents, and detail a mechanism that shows the formation of a discrete speech code without pre-supposing the existence of linguistic capacities or of coordinated interactions. The mechanism is based on a low-level model of sensory-motor interactions. We show that the integration of certain very simple and non language-specific neural devices leads to the formation of a speech code that has properties similar to the human speech code. This result relies on the self-organizing properties of a generic coupling between perception and production within agents, and on the interactions between agents. The artificial system helps us to develop better intuitions on how speech might have appeared, by showing how self-organization might have helped natural selection to find speech.

Key words:

origins of speech sounds, self-organization, evolution, forms, artificial systems, agents, phonetics, phonology

This document is a pre-print of:
Oudeyer, P-Y. (2005) The Self-Organization of Speech Sounds, Journal of Theoretical Biology, Volume 233, Issue 3, pp.435–449
Email address: py@csl.sony.fr (Pierre-Yves Oudeyer).
URL: www.csl.sony.fr/~py (Pierre-Yves Oudeyer).

1 The origins of language: a growing field of research

A very long time ago, human vocalizations were inarticulate grunts. Now, humans speak. The question of how they came to speak is one of the most difficult that science has to tackle. After its ban from scientific inquiry during most of the 20th century, because of the Société Linguistique de Paris declared in its constitution that it was not a scientific question, it is now again the centre of research of a growing scientific community. The diversity of the problems which are implied requires a high pluri-disciplinarity: linguists, anthropologists, neuroscientists, primatologists, psychologists but also physicists and computer scientists belong to this community. Indeed, a growing number of researchers on the origins of language consider that a number of properties of language can only be explained by the dynamics of the complex interactions between the entities which are involved (the interaction between neural systems, the vocal tract, the ear, but also the interactions between individuals in a real environment). This is the contribution of the theory of complexity (Nicolis and Prigogine, 1977), developed in the 20th century, which tells us that there are many natural systems in which macroscopic properties can not be deduced directly from the microscopic properties. This is what is called self-organization. Self-organization is a property of systems composed of many interacting sub-systems, where the patterns and dynamics at the global level are qualitatively different from the patterns and dynamics of the sub-systems. This is for example the case of the fascinating structures of termite nests (Bonabeau et al., 1999), whose shape is neither coded nor known by the individual termites, but appears in a self-organized manner when termites interact. This type of self-organized dynamics is very difficult to grasp intuitively. The computer happens to be the most suited tool for their exploration and their understanding (Steels, 1997). It is now an essential tool in the domain of human sciences and in particular for the study of the origins of language (Cangelosi and Parisi, 2002). One of the objectives of this paper is to illustrate how it can help our understanding to progress.

We will not attack the problem of the origins of language in its full generality, but rather we will focus on the question of the origins of one of its essential components : speech sounds, the vehicle and physical carriers of language.

2 The speech code

Human vocalization systems are complex. Though physically continuous acoustico-motor trajectories, vocalizations are cognitively discrete and compositional: they are built with the re-combination of units which are systematically re-used. These units are present at several levels (Browman and Goldstein, 1986):

gestures, coordination of gestures or phonemes, morphemes. While the articulatory space which defines the space of physically possible gestures is continuous, each language discretizes this space in its own way, and only uses a small and finite set of constriction configurations when vocalizations are produced as opposed to using configurations which span all the continuous articulatory space: this is what we call is the discreteness of the speech code. While there is a great diversity across the repertoires of these units in the world languages, there are also strong regularities (e.g. the frequency of the vowel system /a, e, i, o, u/ as shown in (Schwartz et al., 1997)).

Moreover, speech is a conventional code. Whereas there are strong statistical regularities across human languages, each linguistic community possess its own way of categorizing sounds. For example, the Japanese do not hear the difference between the [r] of “read” and the [l] of “lead”. How can a code, shared by all the members of a community, appear without centralised control? It is true that since the work of de Boer (de Boer, 2001) or Kaplan (Kaplan, 2001), we know how a new sound or a new word can propagate and be accepted in a given population. But this is based on mechanisms of negotiation which pre-suppose the existence of conventions and of linguistic interactions. These models are dealing with the cultural evolution of languages, but do not say much about the origins of language. Indeed, when there were no conventions at all, how could the first speech conventions have appeared?

3 How did the first speech codes appear?

It is then natural to ask where this organization comes from, and how a shared speech code could have formed in a society of agents who did not already possess conventions. Two types of answers must be provided. The first type is a functional answer: it establishes the function of sound systems, and shows that human sound systems have an organization which makes them efficient for achieving this function. This has for example been proposed by Lindblom (Lindblom, 1992) who showed that statistical regularities of vowel systems could be predicted by searching for the vowel systems with quasi-optimal perceptual distinctiveness. This type of answer is necessary, but not sufficient: it does not explain how evolution (genetic or cultural) may have found these optimal structures, and how a community may choose a particular solution among the many good ones. In particular, it is possible that “naive” Darwinian search with random variations is not efficient enough for finding complex structures like those of speech: the search space is too big (Ball, 2001). This is why a second type of answer is necessary: we have to account for how natural selection may have found these structures. A possible way to do that is to show how self-organization can constrain the search space and help natural selection. This may be done by showing how a much simpler system can self-organize




Fig. 1. The cells in the honey-bees nests (figure on the left) have a perfect hexagonal shape. Packed water bubbles take spontaneously this shape under the laws of physics (figure on the right). This lead D'Arcy Thompson to think that these same laws of physics might be of great help in the building of their hexagonal wax cells.

spontaneously and form the structure we want to explain.

The structure of our argumentation about the origins of speech is the same as the one of D'Arcy Thompson ([Thompson, 1932](#)) about the explanation of hexagonal cells in honey-bees nests (see Figure 1). The cells in the honey-bees nests have a perfect hexagonal shape. How did bees came to build such structures? A first element of answer appears if one remarks that the hexagon is the shape which necessitates the minimum amount of wax in order to cover a plane with cells of a given surface. So, the hexagon makes the bees spend less metabolic energy, and so they are more efficient for survival and reproduction than if they would build other shapes. One can then propose the classical neo-Darwinian explanation : the bees must have begun by constructing random shapes, then with random mutations and selections, more efficient shapes were progressively found, until one day the perfect hexagon was found. Now, a genome which would lead a bee to build exactly hexagons must be rather complex and is really a needle in a haystack. And it seems that the classical version of the neo-Darwinian mechanism with random mutations is not efficient enough for natural selection to have found such a genome. So the explanation is not sufficient. D'Arcy Thompson completed it. He remarked that when wax cells, with a shape not too twisted, were heated as they actually are by the working bees, then they have approximately the same physical properties as water droplets packed one over the other. And it happens that when droplets are packed, they spontaneously take the shape of hexagons. So, D'Arcy Thompson shows that natural selection did not have to find genomes which pre-program precisely the construction of hexagons, but only genomes who made bees pack cells whose shape should not be too twisted, and then physics would do the rest¹. He showed how self-organized mechanisms (even

¹ This does not mean that nowadays honey bees have not a precise innate hard

if the term did not exist at the time) could constrain the space of shapes and facilitate the action of natural selection. We will try to show in this paper how this could be the case for the origins of speech sounds.

Some work in this direction has already been developed in (Browman and Goldstein, 2000), (de Boer, 2001), and (Oudeyer, 2001b) concerning speech, and in (Steels, 1997), (Kirby, 2001) or (Kaplan, 2001), concerning lexicons and syntax. These works provide an explanation of how a convention like the speech code can be established and propagated in a society of contemporary human speakers. They show how self-organization helps in the establishment of society-level conventions only with local cultural interactions between agents. But all these works deal rather with the cultural evolution of languages than with the origins of language. Indeed, the mechanisms of convention propagation that they use necessitate already the existence of very structured and conventionalised interactions between individuals. They pre-suppose in fact a number of conventions whose complexity is already “linguistic”.

Let us illustrate this point with the work of de Boer (de Boer, 2001). He proposed a mechanism for explaining how a society of agents may come to agree on a vowel system. This mechanism is based on mutual imitations between agents and is called the “imitation game”. He built a simulation in which agents were given a model of the vocal tract as well as a model of the ear. Agents played a game called the imitation game. Each of them had a repertoire of prototypes, which were associations between a motor program and its acoustic image. In a round of the game, one agent called the speaker, chose an item of its repertoire, and uttered it to the other agent, called the hearer. Then the hearer would search in its repertoire for the closest prototype to the speaker’s sound, and produce it (he imitates). Then the speaker categorizes the utterance of the hearer and checks if the closest prototype in its repertoire is the one he used to produce its initial sound. He then tells the hearer whether it was “good” or “bad”. All the items in the repertoires have scores that are used to promote items which lead to successful imitations and prune the other ones. In case of bad imitations, depending on the scores of the item used by the hearer, either this item is modified so as to match better the sound of the speaker, or a new item is created, as close as possible to the sound of the speaker.

wired neural structure which allows them to build precisely hexagonal shapes, as has been suggested in further studies such as those of (von Frisch, 1974). The argument of D’Arcy Thompson just says that initially the honey bees might have just relied on the self-organization of heated packed wax cells, which would have lead them to “find” the hexagon, but later on in their evolutionary history, they might have incorporated in their genome schemata for building directly those hexagons, in a process similar to the Baldwin effect (Baldwin, 1896), in which cultural evolution is replaced here by the self-organization of coupled neural maps.

This model is obviously very interesting since it was the first to show a process of formation of vowel systems within a population of agents (which was then extended to syllables by Oudeyer in (Oudeyer, 2001b)). Yet, one has also to remark that the imitation game that agents play is quite complex and requires a lot of assumptions about the capabilities of agents. From the description of the game, it is clear that to perform this kind of imitation game, a lot of computational/cognitive power is needed. First of all, agents need to be able to play a game, involving successive turn-taking and asymmetric changing roles. Second, they need to have the ability to try to copy the sound production of others, and be able to evaluate this copy. Finally, when they are speakers, they need to recognize that they are being imitated intentionally, and give feedback/reinforcement to the hearer about the success or not. The hearer has to be able to understand the feedback, i.e. that from the point of view of the other, he did or did not manage to imitate successfully.

It seems that the level of complexity needed to form speech sound systems in this model is characteristic of a society of agents which has already some complex ways of interacting socially, and has already a system of communication (which allows them for example to know who is the speaker and who is the hearer, and which signal means “good” and which signal means “bad”). The imitation game is itself a system of conventions (the rules of the game), and agents communicate while playing it. It requires the transfer of information from one agent to another, and so requires that this information be carried by some shared “forms”. So it pre-supposes that there is already a shared system of forms. The vowel systems that appear do not really appear “from scratch”. This does not mean at all that there is a flaw in de Boer’s model, but rather that it deals with the cultural evolution of speech rather than with the origins (or, in other terms it deals with the formation of languageS - “les langues” in French - rather than with the formation of language - “le langage” in French). Indeed, de Boer presented interesting results about sound change, provoked by stochasticity and learning by successive generations of agents. But the model does not address the bootstrapping question: how the first shared repertoire of forms appeared, in a society with no communication and language-like interaction patterns? In particular, the question of why agents imitate each other in the context of de Boer’s model (this is programmed in) is open.

The “naming game” described in (Kaplan, 2001), or the “iterated learning model” described in (Kirby, 2001), are based on similar strong assumptions concerning the cognitive capabilities of the agents. (Kaplan, 2001) pre-supposes the capacity to play a game with rules even more complex than in the “imitation game”. (Kirby, 2001) pre-supposes complex parsing capabilities as well as non-trivial generalization mechanisms which seem to be language specific, even if its simulation does not use an explicit functional pressure for communication. And, most importantly, both pre-suppose the existence of a speech convention: their agents can transmit and recognize “labels” or lists of

letters directly (what they learn is what these labels mean for the others in the case of (Kaplan, 2001), or how these streams of letters are syntactically organized by the others in the case of (Kirby, 2001)).

This shows that existing work relies on agents whose innate cognitive capacities are already very complex and “quasi-linguistic”, and which possess already a number of conventions. So far, we do not know how these capacities and these conventions, especially the speech convention, might have appeared if we do not pre-suppose that speech already exists. This is why we need either to provide the explanation of their origins, or we need to provide a mechanism of the origins of speech which does not necessitate them and relies on much simpler capacities whose origins we can understand without pre-supposing the existence of speech.

We are going to present in this paper the second option: we will build an artificial system that will put forward the idea that indeed, much simpler mechanisms can account for the formation of shared acoustic codes, which may later on be recruited for speech communication. This mechanism relies heavily on self-organization, in the same manner as in the explanation of the hexagonal shape of honey bee’s cells, where the self-organization due to the physics of packed wax cells does most of the job. Before presenting this artificial system, we will briefly describe our methodology.

4 The method of the artificial

The “method of the artificial” consists in building a society of formal agents (Steels, 2001). The scientific logic is abductive. These agents are computer programs implemented in robots which possess for example an artificial vocal tract, an artificial ear, and artificial neural networks that connect them. These components are inspired by what we know of their human counterpart, but we do not necessarily try to reproduce faithfully what we know of the human brain structures. We then study the dynamics resulting from their interactions, and we try to determine in what conditions they reproduce phenomena analogous to those of human speech. This does not aim to show directly what were the mechanisms which gave rise to human speech, but the aim is to show what types of mechanisms are plausible candidates. The building of this artificial system provides constraints to the space of possible theories, in particular by showing examples of mechanisms which are sufficient, and examples of mechanisms which are not necessary (e.g. we will show that imitation or feedback are not necessary to explain the formation of shared discrete speech codes).

Some criticisms are sometimes put forward about this approach of the origins of language through the building of artificial systems. The opposition is often

based on the argument that computer models are based on strong assumptions which are remote from reality or very difficult to validate or refute. This comes from a misunderstanding of the methodology and of the aim of the researchers who build these artificial systems. It must be stated clearly that this kind of computer simulation does not intend to provide directly an explanation about the origins of some aspects of the human language. Rather, they are used to organize the thinking and the conceptualisation of the problematic of the origins of language, by shaping the search space of possible theories. They are used to evaluate the internal coherence of existing theories, and to explore new theoretical ideas. Then of course, these computational models need to be extended and selected so as to fit the observations, and become actual scientific hypotheses of the origins of language. But because the phenomena involved in the origins of language are complex, we must first develop and conceptualise our intuitions about the possible dynamics, before trying to formulate actual hypotheses. Building abstract computer simulations is so far the best tool for this purpose.

Another opposition is the argument that says that too many aspects are modelled at the same time, at the price of modelling each of them over simplistically. This criticism is related to the first one. It should be answered again that this might still be useful because of complexity: some phenomena are understandable only through the interactions of many components. Yet, most research projects studying human speech focus on very particular isolated components like the study of the electro-mechanical properties of the cochlea, the architecture of the auditory cortex, the acoustics of the vocal tract, the systemic properties of vowels systems, etc. Of course, having detailed knowledge and understanding of each of these components is fundamental. But focusing on each of them individually might prevent us from understanding major phenomena of speech and language (and might possibly prevent us from understanding some of the aspects of each module). It is necessary to study their interactions in a parallel track. Because, it is practically impossible to incorporate all the knowledge that we have of each component in a simulation, and because for most of them there exist no real agreement on how they work, we can only use simplistic models so far. Besides the fact that simulations incorporating the interactions of many components can provide insights on the phenomena of speech, it is quite possible that using these simplistic models might also shed light on the functioning of some of the components by opening new conceptual dimensions and new experiments *in vivo*. In return, the simplistic models will then be made more realistic, which will then help the understanding of components, forming a virtuous circle.

5 The artificial system

The system is a generalization of the one we described in (Oudeyer, 2001a), which was used to model the phenomenon called the “perceptual magnet effect”. It is based on the building of an artificial system, composed of agents² endowed with working models of the vocal tract, of the cochlea and of some parts of the brain. The complexity and degree of reality of these models can be varied to investigate which aspects of the results are due to which aspects of the model.

As explained in (Oudeyer, 2001a), this system contains neural maps which are similar to those used in (Guenther and Gjaja, 1996) and (Damper and Harnad, 2000). What is different is that on the one hand, motor and perceptual neural maps are coupled so that the learning of sounds affects the production of sounds, and on the other hand, these two other works used single agents that learnt an existing sound system, while here we use several agents that co-create a sound system.

5.1 Overview

Each agent has one ear which takes measures of the vocalizations that it perceives, which are then sent to its brain. It also has a vocal tract, whose shape is controllable and is used to produce sounds. Typically, the vocal tract and the ear define three spaces: the motor space (which will be for example 3-dimensional in the vowel simulations with tongue body position, tongue height and lip rounding); the acoustic space (which will be 4-dimensional in the vowel simulation with the first four formants) and the perceptual space (which corresponds to the information the ear sends to the brain, and will be 2-dimensional in the vowel simulations with the first formant and the second effective formant).

The ear and the vocal tract are connected to the brain, which is basically a set of interconnected artificial neurons (the use of artificial neurons in computational models of the human brain is described for example in (Anderson, 1995)). This set of artificial neurons is organized into two neural topological maps: one perceptual map and one motor map. Topological neural maps have been widely used for many models of cortical maps ((Kohonen, 1982), (Morasso et al., 1998)), which are the neural devices that humans have to represent parts of the outside world (acoustic, visual, touch etc.). Figure 2 gives

² The term ‘agent’ is used in artificial intelligence as an abbreviation of ‘artificial software agent’, and denotes a software entity which is functionally equivalent to a robot (this is like a virtual robot in the virtual environment of the computer)

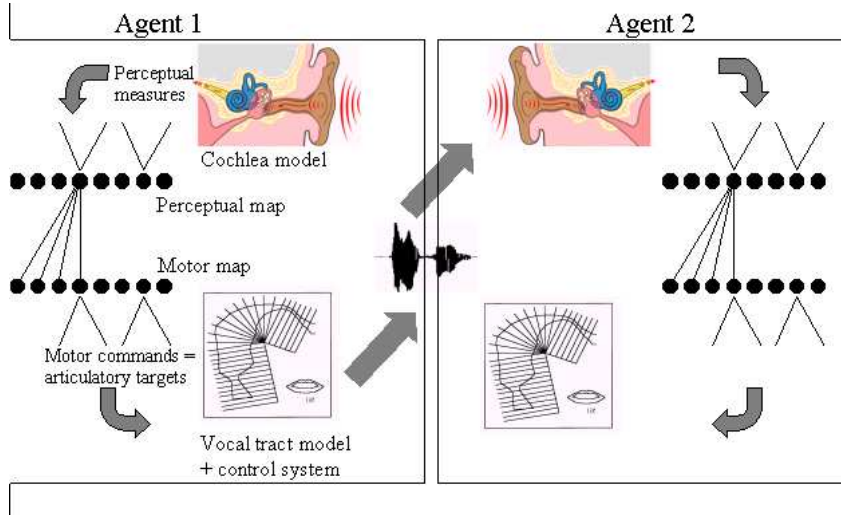


Fig. 2. Architecture of the artificial system : agents are given an artificial ear, an artificial vocal tract, and an artificial “brain” which couples these two organs. Agents are themselves coupled through their common environment : they perceive the vocalizations of their neighbours.

an overview of the architecture. We will now describe the technical details of the architecture.

5.2 Motor neurons, vocal tract and production of vocalizations

Structure. A motor neuron j is characterized by a preferred vector v_j which determines the vocal tract configuration which is to be reached when it is activated and when the agent sends a GO signal to the motor neural map. This GO signal is sent at random times by the agent to the motor neural map. As a consequence, the agent produces vocalizations at random times, independently of any events.

When an agent produces a vocalization, the neurons which are activated are chosen randomly. Typically, 2, 3 or 4 neurons are chosen and activated in sequence. Each activation of a neuron specifies, through its preferred vector, a vocal tract configuration objective that a sub-system takes care of reaching by moving continuously the articulators. In this paper, this sub-system is simply a linear interpolator, which produces 10 intermediate configurations between each articulatory objective, which is an approximation of a dynamic continuous vocalization and that we denote ar_1, ar_2, \dots, ar_N . We did not use realistic mechanisms like the propagation techniques of population codes proposed in (Morasso et al., 1998), because these would have been rather computationally inefficient for this kind of experiment. Figure 3 illustrates this process in the case of the abstract 2-dimensional articulatory space that we will now

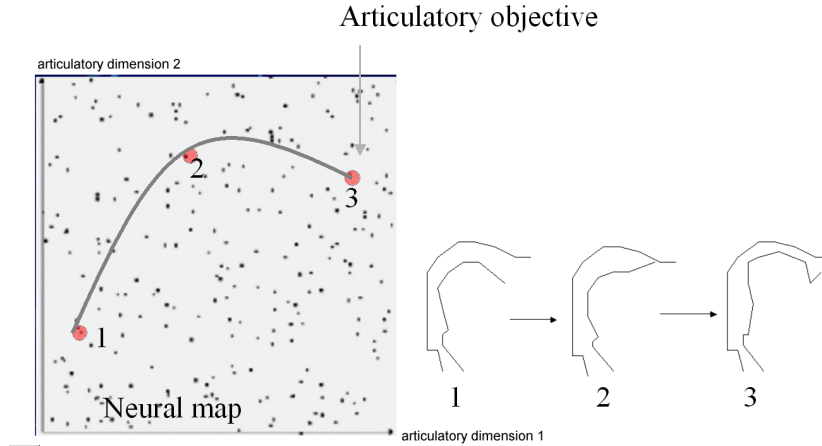


Fig. 3. When an agent produces a vocalization, several motor neurons are activated in sequence. Each of them corresponds to an articulatory configuration which has to be reached from the current configuration. A sub-control system takes care of interpolating between the different configurations.

describe.

Indeed, the articulatory configurations will be coded in an abstract space in a first set of simulations, and coded in a realistic space in a second more realistic set of simulations. Also, in each case, we use an artificial vocal tract to compute an acoustic image of the dynamic articulation.

In the abstract simulations, the articulatory configurations $ar_i = (d1_i, d2_i)$ are just points in $[0, 1]^2$. The vocal tract is here a random linear mapping: in order to compute the acoustic image of an articulatory trajectory defined by the sequence of articulations ar_1, ar_2, \dots, ar_N , we compute the trajectory of the acoustic images of each articulation in the acoustic space with the formula:

$$ac_i = (r_1.d1_i + r_2.d2_i)/2$$

where ac_i is the acoustic image of ar_i and r_1 as well as r_2 are fixed random numbers.

In the more realistic simulations, we use a vocal tract model of vowel production designed by (de Boer, 2001). We use vowel production only because there exists this computationally efficient and rather accurate model, but one could do simulations with a vocal tract model which models consonants if efficient ones were available. The three major vowel articulatory parameters (Ladefoged and Maddieson, 1996) are used: lip rounding, tongue height and tongue position. The values within these dimensions are between 0 and 1, and a triplet of values $ar_i = (r, h, p)$ defines an articulatory configuration. The acoustic image of one articulatory configuration is a point in the 4-dimensional space defined by the first four formants, which are the frequencies of the peaks in

the frequency spectrum, and is computed with the formula :

$$F_1 = ((-392 + 392r)h^2 + (596 - 668r)h + (-146 + 166r))p^2 + ((348 - 348r)h^2 + (-494 + 606r)h + (141 - 175r))p + ((340 - 72r)h^2 + (-796 + 108r)h + (708 - 38r))$$

$$F_2 = ((-1200 + 1208r)h^2 + (1320 - 1328r)h + (118 - 158r))p^2 + ((1864 - 1488r)h^2 + (-2644 + 1510r)h + (-561 + 221r))p + ((-670 + 490r)h^2 + (1355 - 697r)h + (1517 - 117r))$$

$$F_3 = ((604 - 604r)h^2 + (1038 - 1178r)h + (246 + 566r))p^2 + ((-1150 + 1262r)h^2 + (-1443 + 1313r)h + (-317 - 483r))p + ((1130 - 836r)h^2 + (-315 + 44r)h + (2427 - 127r))$$

$$F_4 = ((-1120 + 16r)h^2 + (1696 - 180r)h + (500 + 522r))p^2 + ((-140 + 240r)h^2 + (-578 + 214r)h + (-692 - 419r))p + ((1480 - 602r)h^2 + (-1220 + 289r)h + (3678 - 178r))$$

These were derived from polynomial interpolation based on a database of real vowels presented in (Vallee, 1994). Details are given in (de Boer, 2001).

Plasticity. The preferred vector of each neuron in the motor map is updated each time the motor neurons are activated (which happens both when the agent produces a vocalization and when it hears a vocalization produced by another agent, as we will explain below). This update is made in two steps : 1) one computes which neuron m is most activated and takes the value v_m of its preferred vector ; 2) the preferred vectors of all neurons are modified with the formula:

$$v_{j,t+1} = v_{j,t} + 0.001.G_{j,t}(s).(v - v_{j,t})$$

where $G_{j,t}(s)$ is the activation of neuron j at time t with the stimulus s (as we will detail later on) and $v_{j,t}$ denotes the value of v_j at time t . This law of adaptation of the preferred vectors has the consequence that the more a particular neuron is activated, the more the agent will produce articulations which are similar to the one coded by this neuron. This is because geometrically, when v_m is the preferred vector of the most active neuron, the preferred vectors of the neurons which are also highly activated are shifted a little bit towards v_m . The initial value of all the preferred vectors of the motor neurons is random and uniformly distributed. There are in this paper 500 neurons in the motor neural map (above a certain number of neurons, which is about 150 in all the cases presented in the paper, nothing changes if this number varies).

5.3 Ear, perception of vocalizations and perceptual neurons

We describe here the perceptual system of the agents, which is used when they perceive a vocalization. As explained in the previous paragraphs, this perceived vocalization takes the form of an acoustic trajectory, i.e. a sequence of points which approximate the continuous sounds. In the abstract simulations, these points are in the abstract 2-D space which we described above. In this case, the acoustic space and the perceptual space are equal. In the more realistic simulations, these points are in the 4-D space whose dimensions are the first four formants of the acoustic signal. In this case, we use also a model of our ear which transforms this 4-D acoustic representation in a 2-D perceptual representation that we know is close to the way humans represent vowels. This model was used in (Boe et al., 1995) and (de Boer, 2001). It is based on the observations by (Carlson et al., 1970) who showed that the human ear is not able to distinguish the frequency peaks with narrow bands in the high frequencies. The first dimension is the first formant, and the second dimension is the second effective formant:

$$F'_2 = \begin{cases} F_2, & \text{if } F_3 - F_2 > c \\ \frac{(2-w_1)F_2+w_1F_3}{2}, & \text{if } F_3 - F_2 \leq c \text{ and } F_4 - F_2 \geq c \\ \frac{w_2F_2+(2-w_2)F_3}{2} - 1, & \text{if } F_4 - F_2 \leq c \text{ and } F_3 - F_2 \leq F_4 - F_3 \\ \frac{(2+w_2)F_3-w_2F_4}{2} - 1, & \text{if } F_4 - F_2 \leq c \text{ and } F_3 - F_2 \geq F_4 - F_3 \end{cases}$$

with

$$w_1 = \frac{c - (F_3 - F_2)}{c}$$

$$w_2 = \frac{(F_4 - F_3) - (F_3 - F_2)}{F_4 - F_2}$$

where c is a constant of value 3.5 Barks.

In both cases (abstract and realistic simulations), the agent gets as input to its perceptual neural system a trajectory of perceptual points. Each of these perceptual points is then presented in sequence to its perceptual neural map (this models a discretization of the acoustic signal by the ear due to its limited time resolution).

The neurons i in the perceptual map have a gaussian tuning function which allows us to compute the activation of the neurons upon the reception of an input stimulus. If we denote by $G_{i,t}$ the tuning function of neuron i at time t , s is a stimulus vector, then the form of the function is:

$$G_{i,t}(s) = \frac{1}{\sqrt{2\pi}\sigma} e^{-\frac{1}{2}(v_{i,t}.s)^2/\sigma^2}$$

where the notation $v_1.v_2$ denotes the scalar product between vector v_1 and vector v_2 , and $v_{i,t}$ defines the center of the gaussian at time t and is called the preferred vector of the neuron. This means that when a perceptual stimulus is sent to a neuron i , then this neuron will be activated maximally if the stimulus has the same value as $v_{i,t}$. The parameter σ determines the width of the gaussian, and so if it is large the neurons are broadly tuned (a value of 0.05, which is used in all simulations here, means that a neuron responds substantially to 10 percent of the input space).

When a neuron in the perceptual map is activated because of a stimulus, then its preferred vector is changed. The mathematical formula of the new tuning function is:

$$G_{i,t+1}(s) = \frac{1}{\sqrt{2\pi}\sigma} e^{-\frac{1}{2}(v_{i,t+1}.s)^2/\sigma^2}$$

where s is the input, and $v_{i,t+1}$ the preferred vector of neuron i after the processing of s :

$$v_{i,t+1} = v_{i,t} + 0.001.G_{i,t}(s).(s - v_{i,t})$$

This formula makes that the distribution of preferred vectors evolves so as to approximate the distribution of sounds which are heard.

The initial value of the preferred vectors of all perceptual neurons follows a random and uniform distribution. There are 500 neurons in the perceptual map in the simulations presented in this paper.

5.4 *Connections between the perceptual map and the motor map*

Each neuron i in the perceptual map is connected unidirectionally to all the neurons j in the motor map. The connection between the perceptual neuron i and the motor neuron j is characterized by a weight $w_{i,j}$, which is used to compute the activation of neuron j when a stimulus s has been presented to the perceptual map, with the formula :

$$G_{j,t}(s) = \frac{1}{\sqrt{2\pi}\sigma} * e^{-\sum_i w_{i,j}G_{i,t}(s)/\sigma^2}$$

The weights $w_{i,j}$ are initially set to a small random value, and evolve so as to represent the correlation of activity between neurons. This is how agents will learn the perceptual/articulatory mapping. The learning rule is hebbian ([Sejnowsky, 1977](#)):

$$\delta w_{i,j} = c_2(G_i - \langle G_i \rangle)(G_j - \langle G_j \rangle)$$

where G_i denotes the activation of neuron i and $\langle act_i \rangle$ the mean activation of neuron i over a certain time interval (correlation rule). c_2 denotes a small constant. This learning rule applies only when the motor neural map is already activated before the activations of the perceptual map have been propagated, i.e. when an agent hears a vocalization produced by itself. This amounts to learning the perceptual/motor mapping through vocal babbling.

Note that this means that the motor neurons can be activated either through the activation of the perceptual neurons when a vocalization is perceived, or by direct activation when the agent produces a vocalization (in this case, the activation of the chosen neuron is set to 1, and the activation of the other neurons is set to 0). Because the connections are unidirectional, the propagation of activations only takes place from the perceptual to the articulatory map (this does not mean that a propagation in the other direction would change the dynamics of the system, but we did not study this variant).

This coupling between the motor map and the perceptual map has an important dynamical consequence: the agents will tend to produce more vocalizations composed of sounds that they have already heard. Said another way, when a vocalization is perceived by an agent, this increases the probability that the sounds that compose this vocalization will be re-used by the agent in its future vocalizations. It is interesting to note that this phenomenon of phonological attunement is observed in very young babies (Vihman, 1996).

5.5 Recurrence of the perceptual map and of the motor map

Here we present an addition to the architecture presented in the previous paragraphs which is not crucial for the system³ but which allows us both to model the additional feature of categorization and to visualize the dynamics of the rest of the system.

This addition is based on the concept of population vector developed by (Georgopoulos et al., 1988), and used in a similar setup by (Guenther and Gjaja, 1996). It proposes that the stimuli which are stored in the neural maps through the distributed activations of neurons, can be decoded or re-constructed by some other parts of the brain by computing the sum of all preferred vectors of the neurons weighted by their activity and normalized. Technically, the population vector corresponding to the pattern of activations of the neurons i of a neural map when they have been activated by the stimulus s is:

³ This means that we do not need this addition for the main results of the system: 1) the formation of shared discrete speech codes; 2) the formation of statistical regularities similar to those of humans in the formed phonemic repertoires.

$$pop(s) = \frac{\sum_i G_i(s) * v_i}{\sum_i G_i(s)}$$

In general, $pop(s)$ is not exactly the same point as s , because this decoding scheme is imprecise. But this imprecision can be exploited usefully. Indeed, now we add a re-entrance of this re-constructed stimulus $pop(s)$: it is fed back as an input to the neural map. And this gives rise to a new pattern of activations, which is re-decoded, and the result is again fed back as input, and this is iterated until a fixed point is reached. Indeed, this recurrent system has properties which can be shown to be equivalent to Hopfield neural networks (Hopfield, 1982) and is very similar to the system of (Morasso et al., 1998): whatever the initial pattern of activations due to the perception of a stimulus, the cycle coding-decoding always converges on a fixed point (fixed pattern of activation). This process models a categorizing behaviour, and the fixed point is the category which has been recognized by the system. Note that this process is applied to each neural map only after all activations have been propagated and after the learning rules have been applied (so this extension does not modify the dynamics induced by the mechanisms presented in the previous paragraphs).

A nice property is that the fixed pattern of activation when the system has converged represents a particular stimulus which is basically the prototype of a category. Indeed, if the preferred vectors of a neural map self-organize in clusters as will happen in the simulations, each cluster, coding for a discrete “mode” or phoneme, will have its center which coincides with the fixed point which is reached when a stimulus close to this cluster is perceived. This center and associated fixed point also represent the point of maximal density of neurons in the vicinity of the cluster. More generally, the properties of this recurrent system make that its dynamics is easy to represent. Indeed, if we use a stimulus space with 2 dimensions, then each cycle coding/decoding can also be represented in 2-D : the input point is represented by the beginning of an arrow, and the re-constructed point is represented by the end of an arrow. By plotting all the arrows corresponding to the first iteration of this process for all the points on a regular grid, we can have a general view of the different basins of attractions and their fixed points, which are at the same time the zones of maximal density of the clusters. We will use this kind of plot to visualize the results of all our simulations, as explained below.

5.6 Coupling of agents

The agents are put in a world where they move randomly. At random times, a randomly chosen agent sends a GO signal and produces a vocalization. The agents which are close to it can perceive this vocalization. Here, we fix the number of agents who can hear the vocalization of another to 1 (we pick the

closest one). This is a non-crucial parameter of the simulations, since basically nothing changes when we tune this parameter, except the speed of convergence of the system (and this speed is lowest when the parameter is 1). Technically, this amounts to having a list of agents, and in sequence picking up randomly two of them, have one produce a vocalization, and the other hear it. Typically, there are 20 agents in the system. This is also a non-crucial parameter of the simulation : nothing changes except the speed of convergence.

5.7 What the system does not assume

It is crucial to note that as opposed to most of simulations on the origins of language that exist in the literature ([Cangelosi and Parisi, 2002](#)), our agents do not play here a “language game”, in the sense that there is no need to suppose an extra-linguistic protocol of interaction such as who should give feedback to whom and at what particular moment and for what particular purpose. In particular agents do not play the “imitation game” which is for example used in ([de Boer, 2001](#)). Indeed, it is crucial to note that agents DO NOT imitate each other in the simulations we present. Indeed, imitation involves at least the reproduction of another’s vocalization now or later: here, one agent which hears another one never produces a vocalization in response, and does not store the heard vocalization so as to reproduce it later. The only consequence of hearing a vocalization is that it increases the probability, for the agent which hears it, of producing later on vocalizations whose parts are similar to those of the heard vocalization. Of course it might happen, specially when the system has converged on a few modes, that an agent produces a vocalization that it has already heard, but this is no more an imitation than a human producing the same vowels as another when responding to a question for example. The interactions of agents are not structured, there are no roles and no coordination. In fact, they have no social skill at all. They do not distinguish between their own vocalizations and those of others. They do not communicate. Here, “communication” refers to the emission of a signal by an individual with the aim of modifying the state of at least one other agent, which does not happen here. Indeed, agents do not even have means to detect or represent other agents around them, so it would be difficult to say that they communicate. Finally, not only there are no social force which act as a pressure to distinguish sounds, but there are no internal force which act as a pressure to have a repertoire of different discrete sounds : indeed, there are no repulsive forces in the dynamics which update the preferred vectors of the neural maps.

6 Dynamics

We will study the dynamics of the artificial system in two different cases: the first one is when the abstract linear articulatory synthesizer is used, while the second one is when the realistic articulatory synthesizer is used.

6.1 *Using the abstract linear articulatory/perceptual mapping*

The present experiment used a population of 20 agents. Let us describe first what we obtain when agents use the abstract linear articulatory synthesizer.

Initially, as the preferred vectors of neurons are randomly and uniformly distributed across the space, the different targets that compose the vocalizations of agents are also randomly and uniformly distributed. Figure 4 shows the preferred vectors of the neurons of the perceptual map of two agents. We see that they cover the whole space uniformly. They are not organized. Figure 5 shows the basins of attraction associated with the coding/decoding recurrent process that we described earlier. The beginning of an arrow represents a pattern of activations at time t generated by presenting a stimulus whose coordinates correspond to the coordinates of this point. The end of the arrow represents the pattern of activations of the neural map after one iteration of the process. The set of all arrows provides a visualization of several iterations: start somewhere on the figure, and follow the arrows. At some point, for every initial point, you get to a fixed point. This corresponds to one attractor of the network dynamic, and the fixed point to the category of the stimulus that gave rise to the initial activation. The zones defining stimuli which fall in the same category are visible on the figure, and are called basins of attractions. With initial preferred vectors uniformly spread across the space, the number of attractors as well as the boundaries of their basins of attractions are random.

The learning rule of the acoustic map is such that it evolves so as to approximate the distribution of sounds in the environment (but remember this is not due to imitation). All agents produce initially complex sounds composed of uniformly distributed targets. Hence, this situation is in equilibrium. Yet, this equilibrium is unstable, and fluctuations ensure that at some point, the symmetry of the distributions of the produced sounds breaks: from time to time, some sounds get produced a little more often than others, and these random fluctuations may be amplified through positive feedback loops. This leads to a multi-peaked distribution: agents get in a situation like that of Figure 6 which corresponds to Figure 4 after 2000 interactions in a population of 20 agents. Figure 6 shows that the distribution of preferred vectors is no longer uniform but clustered (the same phenomenon happens in the motor maps of the agents,

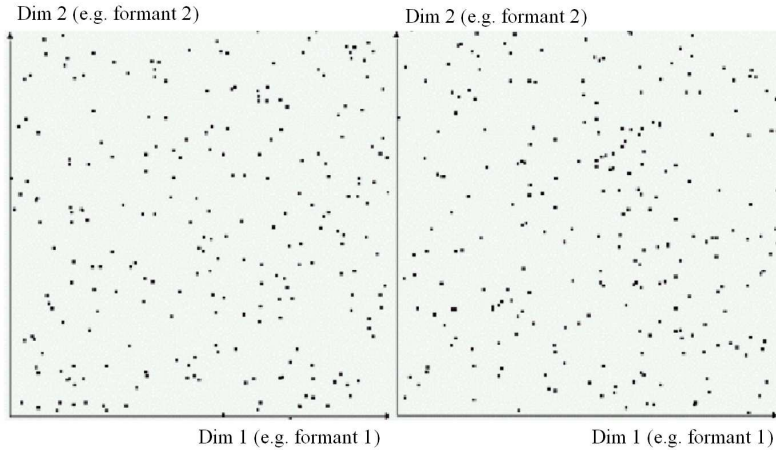


Fig. 4. Perceptual neural maps of two agents at the beginning (the two agents are chosen randomly among a set of 20 agents). Units are arbitrary. Each of both square represents the perceptual map of one agent.




Fig. 5. Representation of the same two agent's attractor field initially.

so we represent here only the perceptual maps, as in the rest of the paper). Yet, it is not so easy to visualize the clusters with the representation in Figure 6, since there are a few neurons which have preferred vectors not belonging to these clusters. They are not statistically significant, but introduce noise into the representation. Furthermore, in the clusters, basically all points have the same value so that they appear as one point. Figure 7 shows better the clusters using the attractor landscape that is associated with them. We see that there are now three well-defined attractors or categories, and that there are the same in the two agents represented (they are also the same in the 18 other agents in the simulation). This means that the targets the agents use now belong to one of several well-defined clusters, and moreover can be classified automatically as such by the recurrent coding/decoding process of the neural map. The continuum of possible targets has been broken, sound production is now discrete. Moreover, the number of clusters that appear is low, which

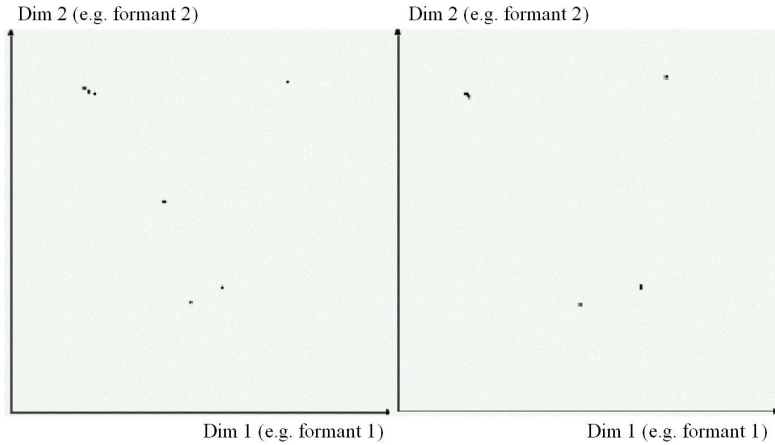


Fig. 6. Neural maps after 2000 interactions, corresponding to the initial state of figure 4. The number of points that one can see is fewer than the number of neurons, since clusters of neurons have the same preferred vectors and this is represented by only one point.

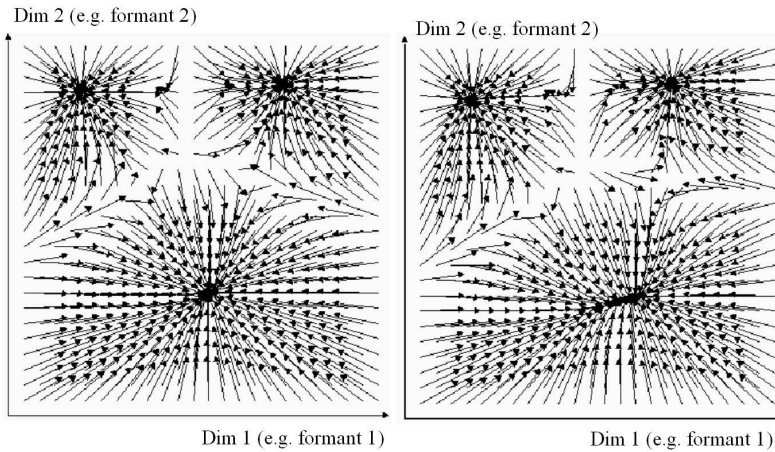


Fig. 7. Representation of the attractor fields of 2 agents after 2000 interactions. The number of attractors is fewer than the number of points in the last figure. This is because in the previous figure, some points corresponded to clusters and other to single points. The broad width of the tuning function makes that the landscape is smoothed and individual points which are not too far from clusters do not manage to form their own basin of attraction.

automatically brings it about that targets are systematically re-used to build the complex sounds that agents produce: their vocalizations are now compositional. All the agents share the same speech code in any one simulation. Yet, in each simulation, the exact set of modes at the end is different. The number of modes also varies with exactly the same set of parameters. This is due to the inherent stochasticity of the process. We will illustrate this later in the paper.

It is very important to note that this result of crystallization holds for any number of agents (experimentally), and in particular with only one agent which adapts to its own vocalizations. This means that the interaction with other agents (i.e. the social component) is not necessary for discreteness and compositionality to arise. But what is interesting is that when agents do interact, then they crystallize in the same state, with the same categories. To summarize, there are so far two results in fact: on the one hand discreteness and compositionality arise thanks to the coupling between perception and production within agents, on the other hand shared systems of phonemic categories arise thanks to the coupling between perception and production across agents.

We also observe that the attractors that appear are relatively well spread across the space. The prototypes that their centres define are thus perceptually quite distinct. In terms of Lindblom’s framework, the energy of these systems is high. Yet, there was no functional pressure to avoid close prototypes. They are distributed in that way thanks to the intrinsic dynamics of the recurrent networks and their rather large tuning functions: indeed, if two neuron clusters just get too close, then the summation of tuning functions in the iterative process of coding/decoding smoothes their distribution locally and only one attractor appears.

A last point to make is that what we call “crystallization” here is not exactly a mathematical convergence, but a practical convergence of the system. Indeed, as we explained in the previous sections, there are only attractive forces that act on the preferred vectors of neurons. No repulsive force is present. As a consequence, as these forces are always strictly positive because of the gaussian tuning function, the point of mathematical convergence of the system is when all preferred vectors are clustered in one single point. Yet, this mathematical convergence can not be reached in practice. Indeed, because we use a gaussian tuning function, this attractive force becomes exponentially low as stimuli get further from a given preferred vector. This has the consequence that there is a first phase in the system during which a number of clusters form, and sometimes “melt”, until a state is reached in which the attraction between clusters is so small that no new melting of clusters happens before billions of time steps : in practice it is impossible to wait this amount of time, which is much longer than the lifetime of agents. This evolution can be illustrated by plotting the evolution of the entropy of the distribution of the preferred vectors of all agents, as on Figure 8. We see a first phase of sharp decrease in the entropy, and then a plateau. We use the term crystallization and stop the simulations when this entropy plateau has been reached (i.e. when the entropy value does not change for several thousands time steps).

Finally, it has to be noted that a crucial parameter of the simulation is the parameter σ which defines the width of the tuning functions. All the results

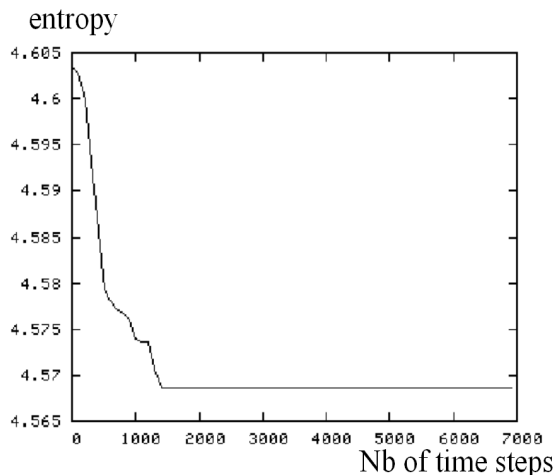


Fig. 8. Evolution of the entropy of the distributions of the preferred vectors of the acoustic neurons of all agents.

presented are with a value 0.05. In (Oudeyer, 2003), we present a study of what happens when we tune this parameter. This study shows that the simulation is quite robust to this parameter: indeed, there is a large zone of values in which we get a practical convergence of the system in a state where agents have a multi-peaked preferred vector distribution, as in the examples we presented. What changes is the mean number of these peaks in the distributions: for example, with $\sigma = 0.05$, we obtain between 3 and 10 clusters, and with $\sigma = 0.01$, we obtain between 6 and 15 clusters. If σ becomes too small, then the initial equilibrium of the system becomes stable and nothing changes: agents keep producing inarticulate and holistic vocalizations. If σ is too large, then the practical convergence of the system is the same as the mathematical convergence: only one cluster appears.

6.2 Using the realistic articulatory/acoustic mapping

In the previous paragraph, we supposed that the mapping from articulations to perceptions was linear. In other words, constraints from the vocal apparatus due to non-linearities were not taken into account. This was interesting because it showed that no initial asymmetry in the system was necessary to get discreteness (which is very asymmetrical). In other words, this shows that there is no need to have sharp natural discontinuities in the mapping from the articulations to the acoustic signals and to the perceptions in order to explain the existence of discreteness in speech sounds (we are not saying that the non-linearities of the mapping do not help, just that they are not necessary).

Yet, this mapping has a particular shape which introduces a bias into the pattern of speech sounds. Indeed, with the human vocal tract, there are ar-

tulatory configurations for which a small change gives a small change in the produced sound, but there are also articulatory configurations for which a small change gives a large change in the produced sound. While the neurons in the neural maps have initially random preferred vectors with a uniform distribution, this distribution will soon become biased: the consequence of non-linearities will be that the learning rule will have different consequences in different parts of the space. For some stimuli for which there are many articulatory configurations which produce similar sounds, a lot of motor neurons will have their preferred vectors shifted a lot, and for other stimuli, very few neurons will have their preferred vectors shifted. This will very quickly lead to non-uniformities in the distribution of preferred vectors in the motor map, with more neurons in the parts of the space for which small changes give small differences in the produced sounds, and with fewer neurons in the parts of the space for which small changes give large differences in the produced sounds. As a consequence, the distribution of the targets that compose vocalizations will be biased, and the learning of the neurons in the perceptual maps will ensure that the distributions of the preferred vectors of these neurons will also be biased.

We are going to study the consequence of using such a realistic vocal tract and cochlear model in the system. We use the models described earlier. To get an idea of the bias imposed by this mapping, Figure 9 shows the state of the acoustic neural maps of one agent after a few interactions (200) between the agents.

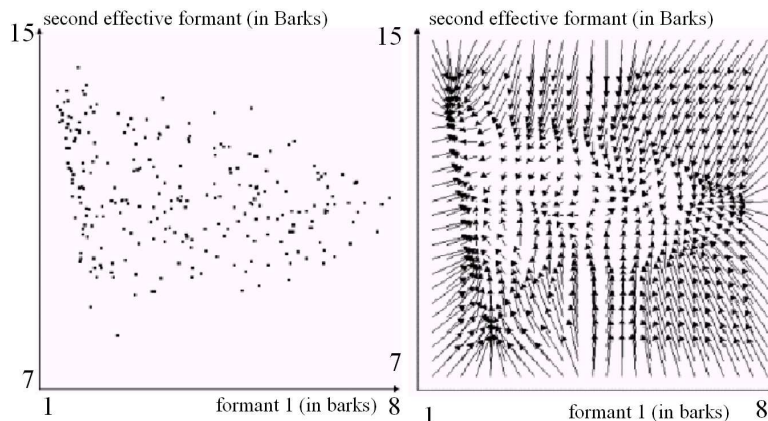


Fig. 9. Neural map and attractor field of one agent within a population of 20 agents, after 200 interactions. Here the realistic articulatory synthesizer is used. The triangle which appears correspond to the so-called “vocalic triangle” (Ladefoged and Maddieson, 1996).

A series of 500 simulations was run with the same set of parameters, and each time the number of vowels as well as the structure of the system was checked. Each vowel system was classified according to the relative position of

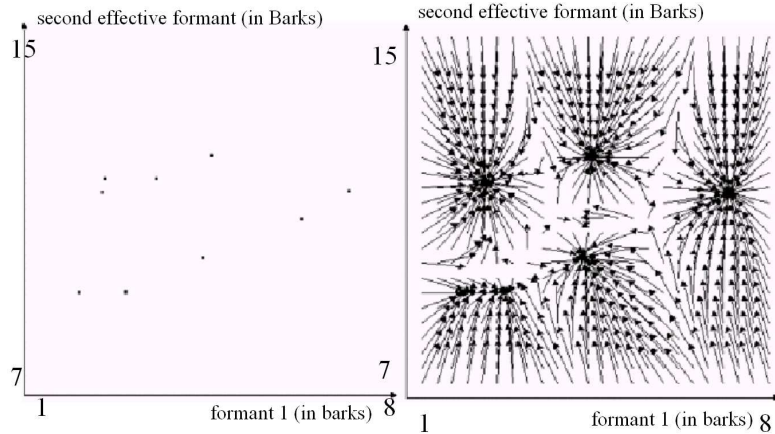


Fig. 10. Neural map and attractor field of the agent of figure 9 after 2000 interactions with other 20 agents. The corresponding figures of other agents are nearly identical. The produced vowel system is here an instantiation the most frequent vowel system in human languages: /a, e, i, o, u/.

the vowels, as opposed to looking at the precise location of each of them. This is inspired by the work of Crothers (Crothers, 1978) on universals in vowel systems, and is identical to the type of classification performed in (de Boer, 2001). The first result shows that the distribution of vowel inventory sizes is very similar to that of human vowel systems (Ladefoged and Maddieson, 1996): Figure 11 shows the 2 distributions (in plain line the distribution corresponding to the emergent systems of the experiment, in dotted line the distribution in human languages), and in particular the fact that there is a peak at 5 vowels, which is remarkable since 5 is neither the maximum nor the minimum number of vowels found in human languages. The prediction made by the model is even more accurate than the one provided by de Boer (de Boer, 2001) since his model predicted a peak at 4 vowels. Then the structure of the emergent vowel systems was compared to the structure of vowel systems in human languages as reported in (Schwartz et al., 1997). More precisely, the distributions of structures in the 500 emergent systems were compared to the distribution of structures in the 451 languages of the UPSID database (Maddieson, 1984). The results are shown in Figure 12. We see that the predictions are rather accurate, especially in the prediction of the most frequent system for each size of vowel system (less than 8). Figure 10 shows an instance of the most frequent system in both emergent and human vowel systems. In spite of the predictions of one 4-vowel system and one 5-vowel system which appear frequently (9.1 and 6 percent of systems) in the simulations and never appear in UPSID languages, these results compare favourably to those obtained in (de Boer, 2001). In particular, we obtain all this diversity of systems with the appropriate distributions with the same parameters, whereas de Boer had to modify the level of noise to increase the sizes of vowel systems. Yet, like de Boer, we are not able to predict systems with many vowels (which are admittedly rare in human languages, but do exist). This is certainly a limit of our

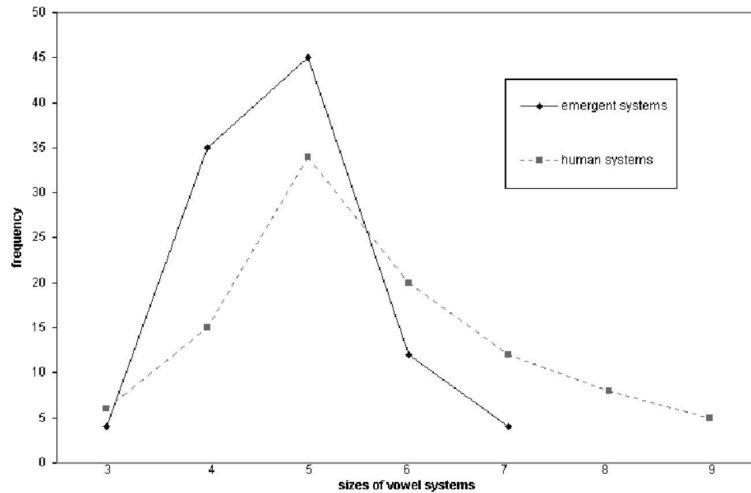


Fig. 11. Distribution of vowel inventories sizes in emergent and UPSID human vowel systems

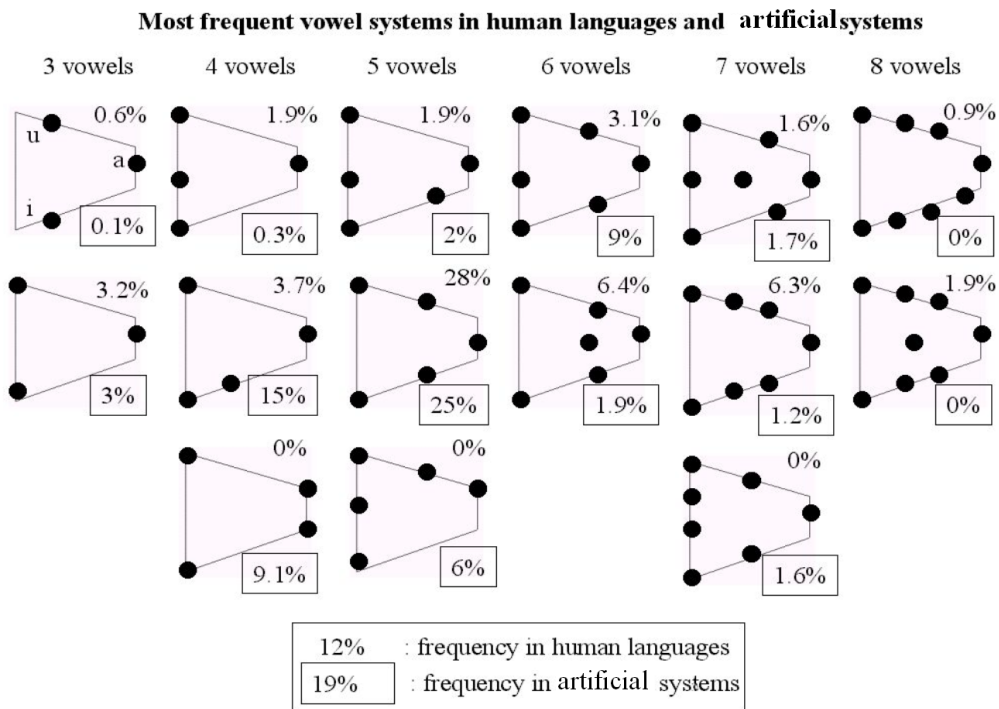


Fig. 12. Distribution of vowel inventories structures in artificial and UPSID human vowel systems. This diagram uses the same notations than the one in (Schwartz et al., 1997). Note that here, the vertical axis is also F2, but oriented downwards.

model. Functional pressure to develop efficient communication systems might be necessary here.

7 Conclusion

This paper has presented a mechanism which provides a possible explanation of how a speech code may form in a society of agents which do not already possess means to communicate and coordinate in a language-like manner (as opposed to the agents described in (de Boer, 2001), (Kaplan, 2001) or (Oudeyer, 2001b)), and which do not already possess a convention and complex cognitive skills for linguistic processing (as opposed to the agents in (Kirby, 2001) for example). The agents in this paper have in fact no social skills at all. We believe that the value of the mechanism we presented resides in its quality of example of the kind of mechanism that might solve the language bootstrapping problem. We show how one crucial pre-requisite, i.e. the existence of an organized medium which can carry information in a conventional code shared by a population, may appear without linguistic features being already there.

The self-organized mechanism of this system appears as a necessary complement to the classical neo-Darwinian account of the origins of speech sounds. It is compatible with the classical neo-Darwinian scenario in which the environment favours the replication of individuals capable of speech. In this scenario, our artificial system plays the same role as the laws of the physics of droplets in the explanation of the hexagonal shape of wax cells: it shows how self-organized mechanisms can facilitate the work of natural selection by constraining the shape space. Indeed, we show that natural selection did not necessarily have to find genomes which pre-programmed the brain in precise and specific ways so as to be able to create and learn discrete speech systems. The capacity of coordinated social interactions and the behaviour of imitation are also examples of mechanisms which are not necessarily pre-required for the creation of the first discrete speech systems, as our system demonstrates. This draws the contours of a convincing classical neo-Darwinian scenario, by filling the conceptual gaps that made it stay an idea rather than a real working mechanism.

Furthermore, this same mechanism accounts for properties of the speech code like discreteness, compositionality, universal tendencies, sharing and diversity. We believe that this account is original because: 1) only one mechanism is used to account for all these properties and 2) we need neither a pressure for efficient communication nor innate neural devices specific to speech (the same neural devices used in the paper can be used to learn hand-eye coordination for example). In particular, having made simulations both with and without non-linearities in the articulatory/perceptual mapping allows us to say that in principle, whereas the particular phonemes which appear in human languages are under the influence of the properties of this mapping, their mere existence, which means the phenomenon of phonemic coding, does not require non-linearities in this mapping but can be due to the sensory-motor coupling

dynamics. This contrasts with the existing views that the existence of phonemic coding necessarily need either non-linearities, as defended by (Stevens, 1972) or (Mrayati et al., 1988), or an explicit functional pressure for efficient communication, as defended by (Lindblom, 1992).

Models like the one of de Boer (de Boer, 2001) are to be seen as describing phenomena occurring later in the evolutionary history of language. More precisely, de Boer's model, as well as for example the one presented in (Oudeyer, 2001b) for the formation of syllable systems, deals with the recruitment of speech codes like those that appear in this paper, and studies how they are further shaped and developed under functional pressure for communication. Indeed, if we have here shown that one can already go a long way without such pressure, some properties of speech can only be accounted for with it. An example is the existence of large vowel inventories (Schwartz et al., 1997).

8 Acknowledgements

I would like to thank Michael Studdert-Kennedy, Bart de Boer, Jim Hurford and Louis Goldstein for their motivating feedback and their useful help in the writing of this paper. I would also like to thank Luc Steels for supporting the research presented in the paper.

References

- Anderson, J., 1995. *An Introduction to Neural Networks*. Cambridge, MA: MIT Press.
- Baldwin, J., 1896. A new factor in evolution. *American Naturalist* 30, 441–451.
- Ball, P., 2001. *The self-made tapestry, Pattern formation in nature*. Oxford University Press.
- Boe, L., Schwartz, J., Valle, N., 1995. The prediction of vowel systems: perceptual contrast and stability. In: E., K. (Ed.), *Fundamentals of Speech Synthesis and Recognition*. Chichester:John Wiley, pp. 185–213.
- Bonabeau, E., Dorigo, M., Theraulaz, G., 1999. *Swarm intelligence. From natural to artificial systems*. Santa Fee Institute studies in the sciences of complexity.
- Browman, C., Goldstein, L., 1986. Towards an articulatory phonology. *Phonology Yearbook* 3, 219–252.
- Browman, C., Goldstein, L., 2000. Competing constraints on intergestural coordination and self-organization of phonological structures. *Bulletin de la Communication Parle* 5, 25–34.

- Cangelosi, A., Parisi, D., 2002. *Simulating the evolution of language*. Springer Verlag.
- Carlson, R., Granstrom, B., Fant, G., 1970. Some studies concerning perception of isolated vowels. Quarterly Progress Status Reports STL-QPSR 2/3, Speech Transmission Laboratory.
- Crothers, J., 1978. Typology and universals of vowels systems. *Phonology* 2, 93–152.
- Damper, R., Harnad, S., 2000. Neural network modelling of categorical perception. *Perception and Psychophysics* 62, 843–867.
- de Boer, B., 2001. *The origins of vowel systems*. Oxford Linguistics. Oxford University Press.
- Georgopoulos, A., Kettner, R., Schwartz, A., 1988. Primate motor cortex and free arm movement to visual targets in three-dimensional space : coding of the direction of movement by a neuronal population. *Journal of Neurosciences* 8, 2928–2937.
- Guenther, F., Gjaja, M., 1996. The perceptual magnet effect as an emergent property of neural map formation. *Journal of the Acoustical Society of America* 100, 1111–1121.
- Hopfield, J., 1982. Neural networks and physical systems with emergent collective abilities. *Proceedings of the National Academy of Sciences of the USA - Biological Sciences* 79 (8), 2554–2558.
- Kaplan, F., 2001. La naissance d' une langue chez les robots.
- Kirby, S., 2001. Spontaneous evolution of linguistic structure - an iterated learning model of the emergence of regularity and irregularity. *IEEE Transactions on Evolutionary Computation* 5 (2), 102–110.
- Kohonen, T., 1982. Self-organized formation of topologically correct feature maps. *Biological Cybernetics* 43 (1), 59–69.
- Ladefoged, P., Maddieson, I., 1996. *The Sounds of the World's Languages*. Blackwell Publishers, Oxford.
- Lindblom, B., 1992. Phonological units as adaptive emergents of lexical development. In: Ferguson, Menn, Stoel-Gammon (Eds.), *Phonological Development: Models, Research, Implications*. York Press, Timonium, MD, pp. 565–604.
- Maddieson, I., 1984. *Patterns of sound*. Cambridge university press.
- Morasso, P., Sanguinetti, V., Frisone, F., Perico, L., 1998. Coordinate-free sensorimotor processing: computing with population codes. *Neural Networks* 11, 1417–1428.
- Mrayati, M., Carr, R., Gurin, B., 1988. Distinctive region and modes: A new theory of speech production. *Speech Communication* 7, 257–286.
- Nicolis, G., Prigogine, I., 1977. *Self-Organization in Nonequilibrium Systems: From Dissipative Structures to Order through Fluctuations*. Wiley.
- Oudeyer, P.-Y., 2001a. Coupled neural maps for the origins of vowel systems. In: Dorffner G., Bischof H., H. K. (Ed.), *Artificial Neural Networks - ICANN*. LNCS 2130. Springer Verlag, pp. 1171–1176.
- Oudeyer, P.-Y., 2001b. Origins and learnability of syllable systems, a cultural

- evolutionary model. In: P. Collet, C. Fonlupt, J. H. E. L. M. S. (Ed.), in *Artificial Evolution*. LNCS 2310. pp. 143–155.
- Oudeyer, P.-Y., 2003. *L'auto-organisation de la parole*. Ph.D. thesis, Université Paris VI.
- Schwartz, J., Bo, L., Valle, N., Abry, C., 1997. Major trends in vowel systems inventories. *Journal of Phonetics* 25, 255–286.
- Sejnowsky, T., 1977. Storing covariance with non-linearly interacting neurons. *Journal of mathematical biology* 4, 303–312.
- Steels, L., 1997. The synthetic modeling of language origins. *Evolution of Communication* 1.
- Steels, L., 2001. The methodology of the artificial. *Behavioural and brain sciences* 24 (6).
- Stevens, K., 1972. *The quantal nature of speech: evidence from articulatory-acoustic data*. New-York: Mc Graw-Hill, pp. 51–66.
- Thompson, D., 1932. *On Growth and Form*. Cambridge University Press.
- Vallee, N., 1994. *Systemes vocaliques: de la typologie aux predictions*. Ph.D. thesis, Université Stendhal, Grenoble, France.
- Vihman, M., 1996. *Phonological Development: The Origins of Language in the Child*. Oxford, UK: Blackwell Publishers.
- von Frisch, K., 1974. *Animal Architecture*. London: Hutchinson.