



**HAL**  
open science

# GDPR-compliant sharing of human neuroimaging data using Shanoir

Camille Maumet

► **To cite this version:**

Camille Maumet. GDPR-compliant sharing of human neuroimaging data using Shanoir. EOSC France Tripartite Event 2024, Sep 2024, Paris, France. 42, pp.1945 - 1951, 2021. hal-04698499

**HAL Id: hal-04698499**

**<https://inria.hal.science/hal-04698499>**

Submitted on 16 Sep 2024

**HAL** is a multi-disciplinary open access archive for the deposit and dissemination of scientific research documents, whether they are published or not. The documents may come from teaching and research institutions in France or abroad, or from public or private research centers.

L'archive ouverte pluridisciplinaire **HAL**, est destinée au dépôt et à la diffusion de documents scientifiques de niveau recherche, publiés ou non, émanant des établissements d'enseignement et de recherche français ou étrangers, des laboratoires publics ou privés.



Distributed under a Creative Commons Attribution 4.0 International License

# GDPR-compliant sharing of human neuroimaging data using Shanoir

shanoir

presented by **Camille Maumet** at **EOSC France Tripartite Event** (Sept. 2024)


## A web-platform for medical imaging data

With the impetus towards a more **open science**, researchers are looking for practical solutions to share more data in support of their findings. In the field of **brain imaging**, European researchers must comply with the General Data Protection Regulation (GDPR) when sharing human neuroimaging data.

We present **Shanoir**, a long-standing open source web-platform for medical imaging data that can be used to share neuroimaging data in compliance with GDPR.



Open Source Software



Shared governance



Compliant with GDPR



<https://project.inria.fr/neurinfo/>



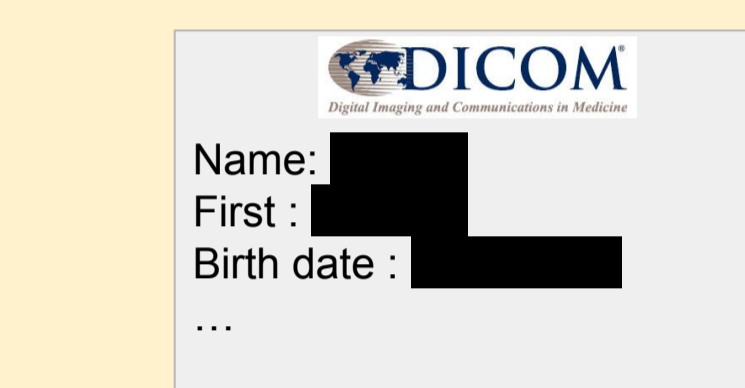
OFSEP  
Observatoire Français de la Sclérose en Plaques

<https://www.ofsep.org/fr/>

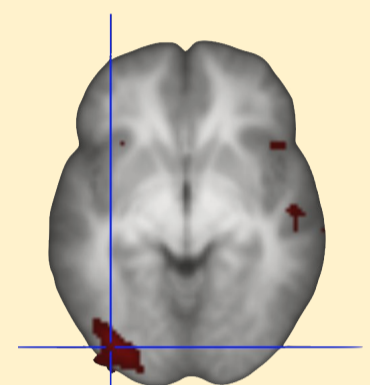
Image credits: Open source CC BY 3.0 by Sofiah ID: librounprolect: GDPR CC BY 3.0 by Abd Majid librounprolect

## Data sharing with Shanoir

Brain images



Directly identifiable information removed

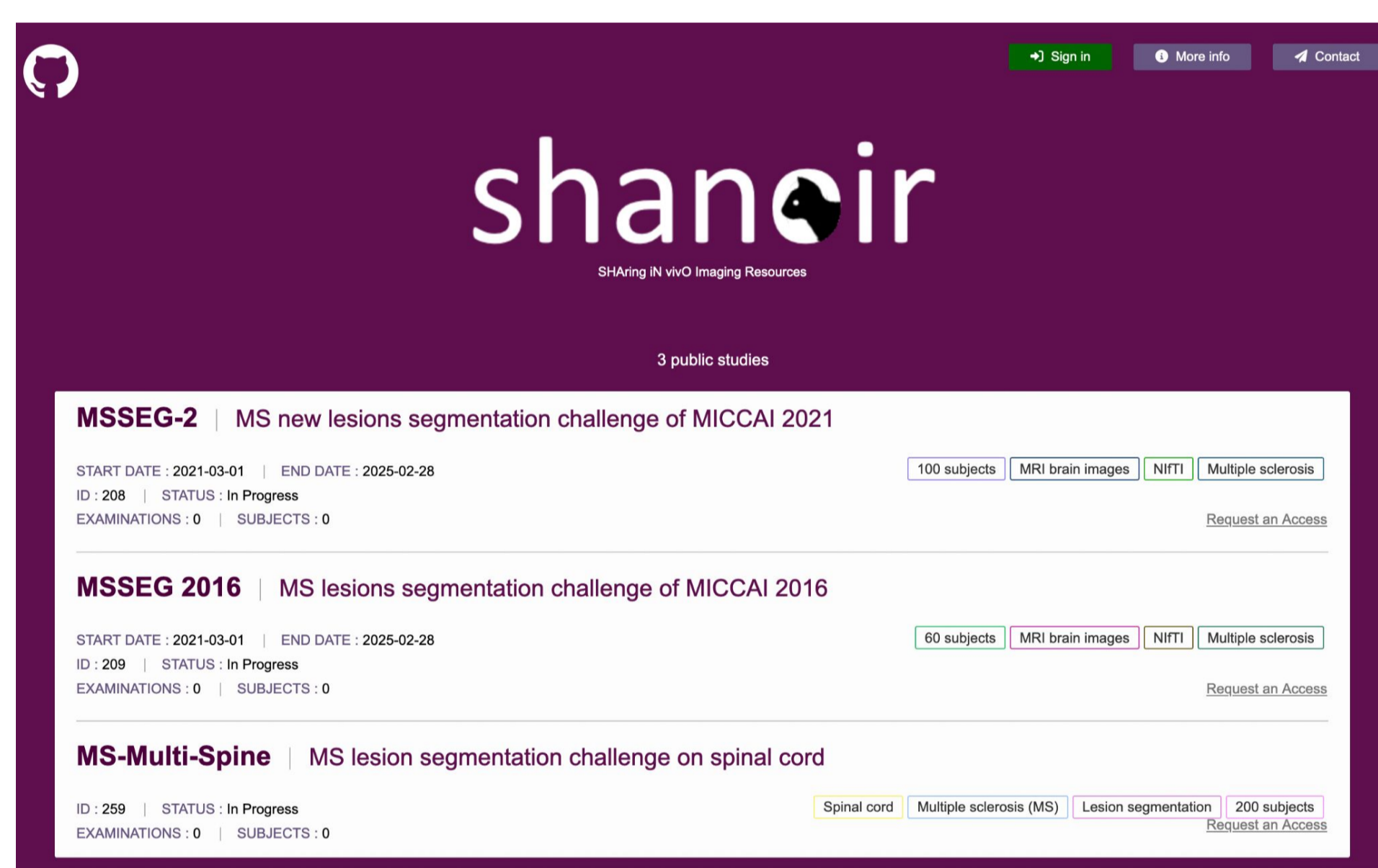


3D image

Non anonymous (**Individualisation**)  
Data sharing must comply with **GDPR**

(Open Brain Consent, HBM 2021)

3 steps



1- List shared datasets

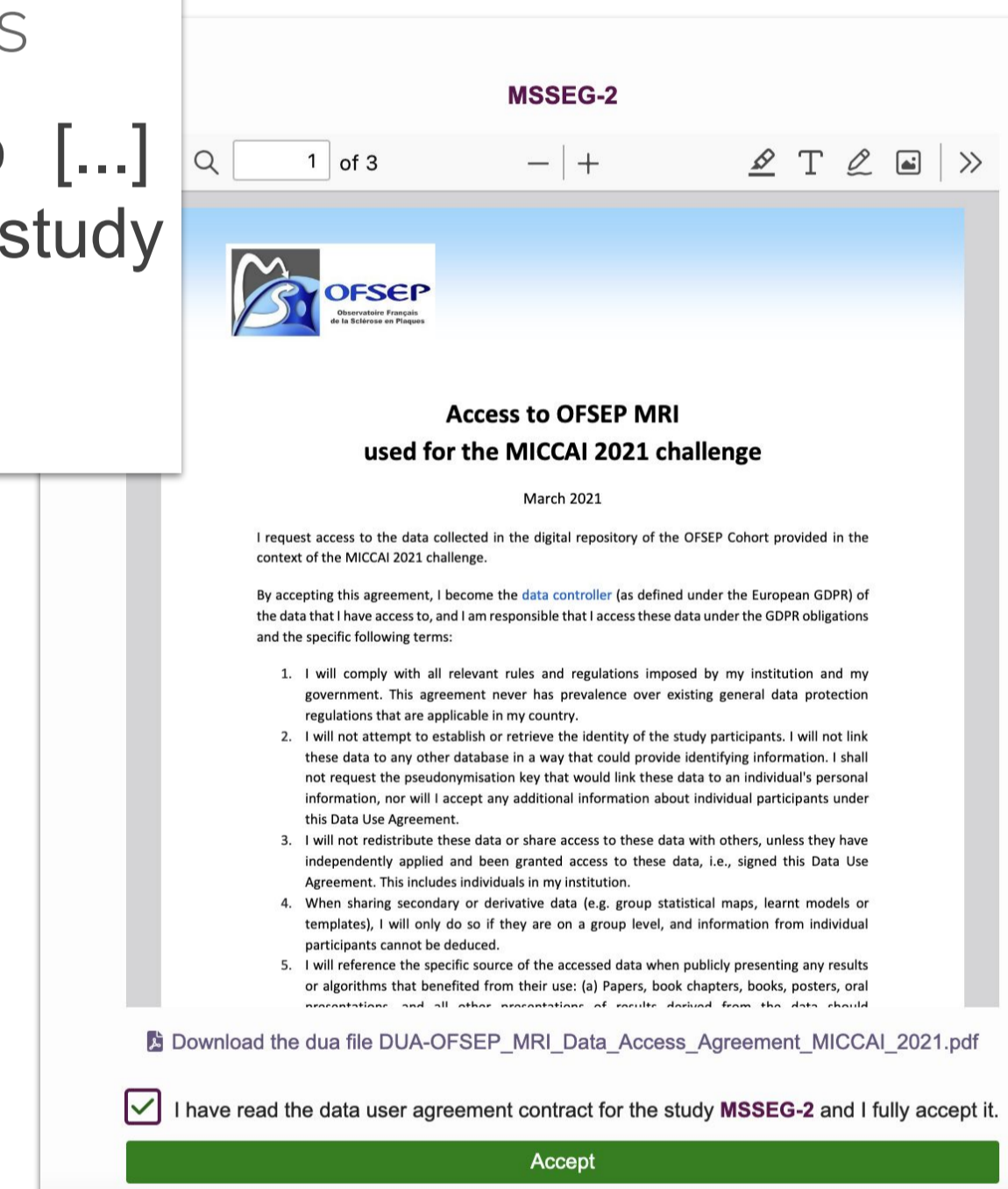
<https://shanoir.irisa.fr/>

Data User Agreement

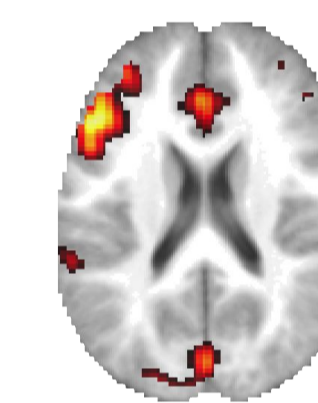
Signed by researchers

"[...] I will **not** attempt to [...] retrieve the identity of the study participants."

2- Sign the Data User Agreement



3- Access the data



## Further resources

Shanoir is Open Source software: <https://github.com/fli-iam/shanoir-ng>

Developments are led by a community of members through the **Shanoir Consortium**: <https://project.inria.fr/shanoir/consortium/>

## References

Barillot, C., Bannier, E., Commowick, O., Corouge, I., Baire, A., Fakhfakh, I., Guillaumont, J., Yao, Y., & Kain, M. (2016). Shanoir: Applying the Software as a Service Distribution Model to Manage Brain Imaging Research Repositories. *Frontiers in ICT*, 3. <https://doi.org/10.3389/fict.2016.00025>

Commowick, O., Cervenansky, F., Cotton, F., & Dojat, M. (2021). MSSEG-2 challenge proceedings: Multiple sclerosis new lesions segmentation challenge using a data management and processing infrastructure.

Commowick, O., Istace, A., Kain, M., Laurent, B., Leray, F., Simon, M., Pop, S. C., Girard, P., Améli, R., Ferré, J.-C., Kerbrat, A., Tourdias, T., Cervenansky, F., Glatard, T., Beaumont, J., Doyle, S., Forbes, F., Knight, J., Khademi, A., ... Barillot, C. (2018). Objective Evaluation of Multiple Sclerosis Lesion Segmentation using a Data Management and Processing Infrastructure. *Scientific Reports*, 8(1), 13650. <https://doi.org/10.1038/s41598-018-31911-7>

Commowick, O., Kain, M., Casey, R., Ameli, R., Ferré, J.-C., Kerbrat, A., Tourdias, T., Cervenansky, F., Camarasu-Pop, S., Glatard, T., Vukusic, S., Edan, G., Barillot, C., Dojat, M., & Cotton, F. (2021). Multiple sclerosis lesions segmentation from multiple experts: The MICCAI 2016 challenge dataset. *NeuroImage*, 244, 118589. <https://doi.org/10.1016/j.neuroimage.2021.118589>

Open Brain Consent. (2021). The Open Brain Consent: Informing research participants and obtaining consent to share brain imaging data. *Human Brain Mapping*. <https://doi.org/10.1002/hbm.25351>