



HAL
open science

Discontinuity-induced dynamics in the Conductance-Based Adaptive Exponential Integrate-and-Fire Model

Mathieu Desroches, Piotr Kowalczyk, Serafim Rodrigues

► **To cite this version:**

Mathieu Desroches, Piotr Kowalczyk, Serafim Rodrigues. Discontinuity-induced dynamics in the Conductance-Based Adaptive Exponential Integrate-and-Fire Model. 2024. hal-04665937v1

HAL Id: hal-04665937

<https://inria.hal.science/hal-04665937v1>

Preprint submitted on 1 Aug 2024 (v1), last revised 10 Aug 2024 (v2)

HAL is a multi-disciplinary open access archive for the deposit and dissemination of scientific research documents, whether they are published or not. The documents may come from teaching and research institutions in France or abroad, or from public or private research centers.

L'archive ouverte pluridisciplinaire **HAL**, est destinée au dépôt et à la diffusion de documents scientifiques de niveau recherche, publiés ou non, émanant des établissements d'enseignement et de recherche français ou étrangers, des laboratoires publics ou privés.



Distributed under a Creative Commons Attribution 4.0 International License

Discontinuity-induced dynamics in the Conductance-Based Adaptive Exponential Integrate-and-Fire Model

Mathieu Desroches¹, Piotr Kowalczyk^{2*}, Serafim Rodrigues^{3,4}

¹MathNeuro Project-Team, Inria Branch of the University of
Montpellier, Montpellier, France.

²Department of Mathematics, Wrocław University of Science and
Technology, Wrocław, Poland.

³MCEN Team, BCAM - Basque Center for Applied Mathematics,
Bilbao, Spain.

⁴Ikerbasque, The Basque Science Foundation, Bilbao, Spain.

*Corresponding author(s). E-mail(s): piotr.s.kowalczyk@pwr.edu.pl;

Abstract

In this article, we present a computational study of the Conductance-Based Adaptive Exponential (CAEx) integrate-and-fire neuronal model, focusing on its multiple timescale nature, and on how it shapes its main dynamical regimes. In particular, we show that the spiking and so-called *delayed bursting* regimes of the model are triggered by *discontinuity-induced bifurcations* that are directly related to the multiple-timescale aspect of the model, and are mediated by canard solutions. By means of a numerical bifurcation analysis of the model, using the software package COCO, we can precisely describe the mechanisms behind these dynamical scenarios. Spike-increment transitions are revealed. These transitions are accompanied by a fold and a period-doubling bifurcation, and are organised in parameter space along an *isola* periodic solutions with resets. Finally, we also unveil the presence of a homoclinic bifurcation terminating a canard explosion which, together with the presence of resets, organises the *delayed bursting* regime of the model.

Keywords: neuronal model, discontinuity-induced bifurcation, integrate-and-fire models, slow-fast dynamics, canards

1 Introduction

In the present work, we focus on investigating the dynamics of so-called Conductance-Based Adaptive Exponential Integrate-and-Fire Model of a neuron (CAdEx). This model was introduced in Górski et al. (2021), specifically to reproduce a range of so-called firing patterns mimicking electrical properties of neurons. As mentioned in Górski et al. (2021), this model may be thought of as a *minimal biophysical neuron model*. That is, a model with enough complexity to capture the essential firing patterns of neurons, but sufficiently simplified to allow for a large-scale neural network computations. From the mathematical neuroscience viewpoint, of particular interest is the ability to capture a specific behaviour of neural systems termed as *spiking* and *bursting*. There are many low-dimensional models which capture these behaviours; see for instance FitzHugh (1961); Morris and Lecar (1981); Izhikevich (2003); Brette and Gerstner (2005); Naud et al. (2008); Coombes et al. (2012).

The CAdEx belongs to a class of low-dimensional models with two dynamic variables, one of which corresponds to the voltage V across the neural membrane, and the other to a conductance-based adaptation g ; see system (1). Additionally, there is a reset of the voltage variable after a certain threshold value is reached, concomitantly with an increment of the conductance variable. There are two features of the current model which should be stressed. Firstly, this model has two timescales, even though there is no explicit timescale parameter. Namely, as often in neuron membrane models, the voltage variable evolves on a much faster timescale than the conductance variable. Secondly, this is a switched model. That is, as mentioned above, when the voltage variable reaches some (fixed) threshold value, it is then reset to a lower (fixed) value and the conductance is incremented by a set amount. This mimics spiking activity without actually computing spikes, and it is the modeling strategy underpinning all integrate-and-fire models like the CAdEx. In Górski et al. (2021), the authors perform a local bifurcation analysis of the model in the subthreshold region where, depending on the system's parameters, they identify multistability, saddle-node bifurcations and Andronov-Hopf bifurcations. Then, they describe six distinct dynamical scenarios involving rest states and different types of spiking behaviour, which they consider important from the neural modelling perspective. These are listed in Table 1 in the Appendix. They do not explain, however, how, after the transient, the number of spikes, and hence the frequency of oscillations, change under parameter variation. It is this aspect of the dynamics that we explain numerically in the current work, by linking it with a Discontinuity Induced Bifurcation (DIB) that we explained analytically in Desroches et al. (2021), and for which numerical evidence can be given in the present model. The DIB reported and analysed in Desroches et al. (2021) in a simpler piecewise-linear version of the CAdEx model, results in a spike-increment, which, in turn, is the result of an interaction between the repelling branch of the so-called *critical manifold*, that is, the V -nullcline, and the reset mechanism. Namely, when the reset of the trajectory is “close enough” to the repelling branch of the critical manifold, the solution follows this branch for some time, hence displaying a *canard segment*. These specific solutions exist within very small intervals in parameter space and, in the present context, they connect families of bursting solutions with different numbers of spikes per burst.

Thus, the main objective of the present work is to showcase such reset-induced canard dynamics and how they trigger and affect some of the spiking and bursting patterns reported in Górski et al. (2021). We provide numerical evidence for these *spike-increment scenarios*. We then show numerical evidence of a homoclinic bifurcation, the effects of canard segments on the stability of periodic cycles, and also, we present bifurcation diagrams of periodic solutions with resets. Finally, we numerically describe the dynamics triggered by the presence of a fold point on the critical manifold, and canard cycles present in the subthreshold regime.

The results presented here are relevant to the analysis and numerical simulations of nonsmooth dynamical systems. In particular, the results relate to issues which are relevant to the stability of periodic solutions in nonsmooth systems. To compute the stability of periodic solutions in systems with switchings, or resets, monodromy matrices (Seydel (1994)) have to be composed with so-called saltation matrices, or matrices which are linearisation terms of so-called discontinuity mappings, taking into account the presence of switchings, or resets (Di Bernardo et al. (2008); Leine and Nijmeijer (2004)). In the standard theory of nonsmooth systems, the variation of the nontrivial Floquet multipliers of periodic solutions with respect to parameter variations may have jumps, due to, for example, grazing bifurcations (Kowalczyk and Piiroinen (2007); Nordmark (2001)). In this case, if a grazing scenario takes place, for example in an impact oscillator, one multiplier tends to infinity (Nordmark (1991)), if the limit is taken from the “impacting side”. However, further away from a DIB, the variation of the nontrivial Floquet multipliers is continuous and not abrupt (Adolfsson et al. (2001); Di Bernardo et al. (2008)). In the current model, we observe large variations of the nontrivial Floquet multiplier on an exponentially small interval of parameter variation. This is clearly the effect of the slow-fast nature of the problem, and in particular, the instability is triggered by the presence of so-called canard segments making up part of the periodic cycles. This effect is classical in planar smooth slow-fast systems, and it has been analysed in, e.g., Krupa and Szmolyan (2001). This is the first time when such a behaviour of the nontrivial Floquet multiplier with respect to parameter variation is reported in the context of nonsmooth dynamical systems.

In view of presenting these results, the rest of the article is organised as follows. In Section 2, the equations describing the model are introduced and the slow-fast structure of the model is described. We then define limit cycles containing canard segments and give numerical evidence for spike-increment scenarios and isolas in the CAdEx model in Section 3. In Section 4, we present an effect of canard segments on the character of limit cycle solutions with resets. In particular, we show the effects on the stability as well as on the sensitivity of the limit cycles with respect to parameter variations. We also present and discuss numerical results of a homoclinic bifurcation of a 5-reset cycle. In Section 5, we discuss the effect of a fold point on the presence of canard cycles in subthreshold dynamics, in conjunction with a homoclinic bifurcation. Finally, in Section 6 we first discuss our results by referring back to neural modelling, and then present conclusions which, we believe, are of interest to the computational neuroscience community, as well as list various analytical and computational problems related to systems with discontinuous nonlinearities.

2 The CAdEx model

The system of interest, as already mentioned, contains two state variables, which are named V and g , and denote the voltage and a conductance-based adaptation, respectively. Additionally, a reset of the voltage variable is applied when a certain fixed threshold value of the voltage, say V_D , is reached. The reset also changes the conductance, which is incremented by a discrete positive amount δg_A . It is important to notice the geometry of the g -nullcline, which is sigmoidal. This modification from the AdExp model, as explained in Górski et al. (2021), allows for the value of conductance after a train of spikes to limit the current in such a way that it is not unrealistically strong. Next, we introduce the model's equations.

2.1 Model's equations

The subthreshold dynamics of the CAdEx model are organised by the following set of differential equations:

$$\begin{aligned} C_m \frac{dV}{dt} &= g_L(E_L - V) + g_L \Delta_T \exp\left(\frac{V - V_T}{\Delta_T}\right) + g_A(E_A - V) + I_s \\ \tau_A \frac{dg_A}{dt} &= \frac{\bar{g}_A}{1 + \exp\left(\frac{V_A - V}{\Delta_A}\right)} - g_A. \end{aligned} \quad (1)$$

When the voltage reaches its threshold value, a reset function, defined as:

$$\text{if } V \geq V_D \text{ then } \begin{cases} V \mapsto V_R, \\ g_A \mapsto g_A + \delta g_A, \end{cases} \quad (2)$$

is activated. Effectively, taking into account the relative timescales of state variables, as well as the instantaneous reset/increment, one may view such a model system as a three-dimensional dynamical system with two fast and one slow variable; see Section 2.2 below. Before we discuss the slow-fast nature of the model, following Górski et al. (2021) we explain the physical meaning of equation (2) parameters. Consider the voltage equation in (1). Parameter C_m describes the neuronal membrane capacitance; g_L is the leak conductance; E_L is the leak reversal potential; E_A is the reversal potential of the adaptation conductance; I_s is the input current; V_T is the spike threshold and Δ_T is the slope of the spike initiation. Note that when the voltage exceeds V_T , the exponential term starts dominating the voltage equation and a spike is initiated. We now turn to the conductance equation in (1). Parameter τ_A is the time constant of adaptation; \bar{g}_A is the maximal subthreshold adaptation conductance; V_A is the subthreshold adaptation activation voltage; Δ_A is the slope of subthreshold adaptation; V_D is the saturation limit of the voltage, meaning that when it is reached the voltage is reset to the potential V_R , and the conductance is incremented by some positive amount δg_A . The g_A -nullcline, which is a sigmoidal adaptation function, is non-negative, while the V -nullcline is parabolic-shaped.

2.2 Slow-fast structure of the equations

We now discuss the structure of the CAdEx system (1). In particular, we choose to focus on timescale separation between the evolution of the state variables V and g , and what it entails. From the nondimensionalization analysis (see Appendix A), it follows that the V variable evolves on a fast timescale in comparison with that of the g variable. For this reason, we will term the V variable as *fast* and the g as *slow*, and the timescale separation between the two is measured via the existence of a small parameter ε . Given the geometry of the V -nullcline, the aforementioned timescale separation is crucial in so far that it allows for the existence of *slow manifolds (attracting ones and repelling ones)*, as well as, so-called *canard solutions* (Dumortier and Roussarie (1996); Krupa and Szmolyan (2001)); see Section 3.1 for further details. Considering the dimensional quantities used in system (1), the timescale separation of the evolution between V and g is on the order of 10^3 , that is, ε is on the order of 10^{-3} . Therefore, we rewrite system (1) in the general form of a slow-fast dynamical system as:

$$\begin{aligned}\varepsilon \frac{dV}{dt} &= f(V, g_A), \\ \frac{dg_A}{dt} &= h(V, g_A),\end{aligned}\tag{3}$$

where $\varepsilon = O(10^{-3})$, and f, h are nonlinear functions appropriately scaled from the right-hand side of system (1). We will only highlight elements of such systems that are pertinent to our investigations. Having in mind system (3), we can see that, away from the V -nullcline, V evolves much faster than g . Combining such an evolution with resets (2) may lead to periodic solutions with resets, which we define in the next section. We now define:

$$S^0 = \{(V, g_A) \in (-\infty, V_D] \times \mathbb{R} : f(V, g_A) = 0\}\tag{4}$$

to be the *critical manifold* of system (3). It is the union of its attracting and repelling subsets, namely

$$\begin{aligned}S_A^0 &= \{(V, g_A) \in S^0 : f(V, g_A)_V < 0\}, \\ S_R^0 &= \{(V, g_A) \in S^0 : f(V, g_A)_V > 0\},\end{aligned}\tag{5}$$

where the subscript $_V$ denotes the partial derivative with respect to V . Hence, trajectories are typically attracted to S_A^0 while they are typically repelled from S_R^0 . Having highlighted the slow-fast structure of the system, in the next section we define n -reset periodic cycles and propose a special focus on cycles that contain a segment staying close to S_R^0 for a long time, even though it is repelling. Such segments qualify as canard segments and trajectories containing such a canard segment contain a fast attracting segment that corresponds to the initiation of the upstroke of the spike, the rise towards the threshold V_D , followed by a fast (in fact, instantaneous) segment that corresponds to the reset and finally followed by a slow repelling segment along a repelling slow manifold. Specifically, the combination of these three segments can be

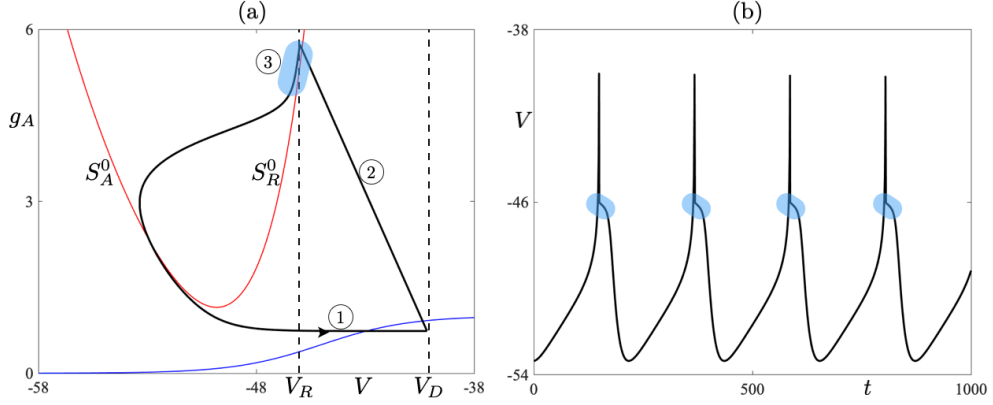


Fig. 1 One-reset canard cycle in the CAdEx model (1)-(2), shown in the phase plane (a) and in time for the variable V (b). The phase-plane projection also shows the attracting, S_A^0 , and the repulsive, S_R^0 , parts of the quadratic-shaped critical manifold, the sigmoidal g_A -nullcline, as well as, the threshold line $\{V = V_D\}$ and the reset line $\{V = V_R\}$. The cycle contains a fast attracting segment (label 1), an instantaneous reset segment (label 2) and a slow repulsive segment (label 3, also highlighted by a colored box). Parameter values are those of the *delayed bursting* case (see Table B1) except for: $\delta g_A = 5$ and $I_s = 124.69$.

termed a *jump-on canard*; see, e.g., Dumortier and Roussarie (2007). These canard segments play a special role in phase space, as we shall see next. They are illustrated, within a one-reset limit cycle solution of the CAdEx system, in Fig. 1.

3 Bifurcations and discontinuity-induced dynamic transitions

3.1 Canard cycles

We now define precisely periodic cycles with resets as invariant solutions of system (1). The definitions below follow those first introduced in Desroches et al. (2021), and we repeat them here for the clarity of exposition. We first define limit cycles with n resets, for some integer $n \geq 1$, which we will term *n-reset cycles*. Let us also denote by ϕ an evolution operator of system (1) for $t \geq 0$ with reset condition (2). This is a forward-time composition of flows and resets. Operator ϕ satisfies the standard two properties of evolution operators. Namely: $\phi^0 = \text{id}$, where id denotes the identity, and $\phi^{t+s} = \phi^t \circ \phi^s$, where times t and s are both positive and the symbol \circ denotes composition. It is crucial to note that the evolution operator ϕ includes resets, which act in zero time, and their order of occurrence is strictly determined given an initial condition (V_0, g_0) .

Definition 1. An *n-reset periodic cycle* $L(V, g, n)$, where n is a positive integer, is a subset of the phase space of system (1) such that each point $P_0 = (V_0, g_0) \in L$ satisfies $\phi(V_0, g_0, t) = \phi(V_0, g_0, t + T) \in L$ for some $T > 0$ and any $t \geq 0$. Moreover, there are n time instants when system (1) reaches the threshold value $V = V_D$ for $t \in (0, T]$, starting an evolution at any point $(V_0, g_0) \in L$.

Definition 2. An n -reset limit cycle $L(V, g, n)$ (or just n -reset cycle), where n is a positive integer, is a subset of the phase space of system (1) such that L is an n -reset periodic cycle and a limit set of system (1).

Remark 1. Given that the reset is instantaneous, in Definition 1 we have used the time interval in which we count the time instances of resets for $t \in (0, T]$. This ensures that if the initial V_0 is equal to V_D , then we do not count it as reaching the threshold twice. Note that if we chose $t \in [0, T)$ then if $V_0 = V_R$ we might miss out one reset, and hence the latter choice of the time interval is not used in Definition 1.

Remark 2. Since we consider only positive times, an n -reset cycle according to Definition 2 would imply an attractor since only ω -limit sets would be possible in the system. However, unstable n -reset periodic cycles are also possible in system (1). Thus, an n -reset limit cycle in the text will refer either to a stable or unstable n -reset periodic cycle even though, formally, only ω -limit sets may be defined.

In the following sections, we will primarily focus on the effect of canard cycles on the dynamics. We will not give a precise definition of a canard cycle here, but rather we will highlight a feature which distinguishes such a cycle from a generic n -reset cycle that may occur in our model system. In the present case, a canard cycle is a cycle containing a segment of trajectory making up an n -reset periodic cycle which closely follows, for some positive time t , the repelling part of S^0 , namely S_R^0 .

3.2 DIB scenario example: spike increment $7 \leftrightarrow 9 \leftrightarrow 8$

We now present numerical investigations of system (1) using the MATLAB toolbox COCO. This numerical tool is designed to perform automated bifurcation analysis of systems with discontinuous nonlinearities and resets. In particular, it allows to construct a continuation problem which provides information on the stability of limit cycle solutions. This is done by numerical computations of so-called discontinuity matrices, which capture the effects of switchings and resets, which are combined with monodromy matrices for segments of trajectories making up a limit cycle solution which are continued in some parameter or parameters (see Dankowicz and Schilder (2013) for details on this numerical continuation package).

To be able to understand how the system's bifurcation structure and its dynamics change under parameter variation, we focus on a one-parameter bifurcation diagram (with respect to parameter I_s) for an 8-reset cycle starting at $I_s = 135$ and then decreasing to $I_s = 120$. We find that at $I_s \approx 128.7866$, the system undergoes a DIB of an 8-reset cycle with a canard segment. To complete the one-parameter bifurcation diagram, we then follow a branch of 7-reset cycles. Decreasing I_s further we unravel the following scenario. Consider first Fig. 2. On the y -axis we denote the maximum value of g variable on the limit cycle at the moment right after the voltage reset takes place, while the x -axis represents the corresponding value of parameter I_s . Starting from $I_s = 135$, we detect two 8-reset limit cycles (the red curve in Fig. 2). One limit cycle is characterised by a positive nontrivial Floquet multiplier whose modulus is less than one. The other cycle is strongly unstable with the value of the nontrivial Floquet multiplier above 8000 for $I_s = 135$ (see Fig. 3). Decreasing I_s leads to a situation when the two limit cycles collide in a fold bifurcation at $I_s \approx 128.8$; see Fig. 4 right panel. The Floquet multiplier of the colliding cycle is marked in Fig. 4. We can see that the

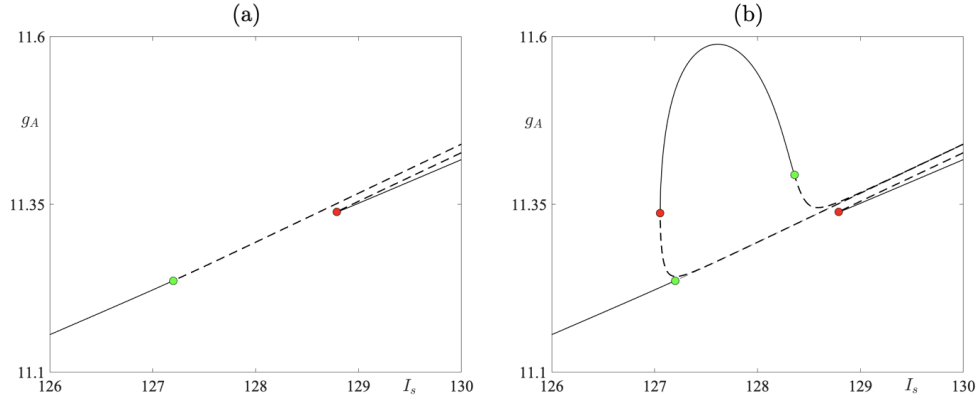


Fig. 2 (left) A one-parameter bifurcation diagram depicting periodic cycles with resets. The solid curve denotes stable 7- and 8- spike periodic cycles, and the dashed curve denotes unstable 7 and 8-spike periodic cycles. The green dot corresponds to a period-doubling bifurcation of a 7-spike cycle and the red dot to a fold bifurcation of an 8-spike cycle. (right) Same as in the left panel with an addition of 9-spike periodic cycles lying on an isola. Notice the existence of stable 9-spike solutions between 7- and 8-spike cycles. The color dots on the isola denote fold and period-doubling bifurcations of a 9-spike periodic cycle.

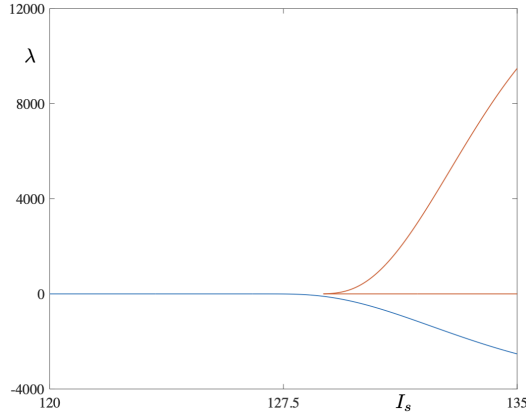


Fig. 3 A non-trivial Floquet multiplier corresponding to a one-parameter orbit diagram depicted in Fig. 2 for two families of 8-reset periodic cycles and a family of 7-reset cycles for $I_s \in [120, 135]$.

multiplier is equal to 1. Decreasing I_s further causes a jump to a stable 9-reset cycle. A representative cycle of this type, for $I_s = 127.2$, is depicted in Fig. 6. Note on this cycle the segment that lies in a close proximity of the repelling part of the critical manifold (V -nullcline, depicted by a dashed blue curve in the figure), that is, a canard segment. This implies that a fold bifurcation and the following spike loss/increment is driven by the presence of canard orbits. Further decrease of I_s parameter triggers a jump from the 9-reset cycle to a stable 7-reset cycle. We observe a period-doubling bifurcation of a 7-reset cycle at $I_s \approx 127.2$. This 7-reset cycle is stable for $I_s < 127.2$;

see the blue curve in the bifurcation diagram in Fig. 2 and the corresponding curve of Floquet multipliers, traced in blue in the left panel of Fig. 4. We should indicate here the co-existence of unstable 7- and 8-reset cycles for $I_s > 128.8$; our numerics show that the two unstable cycles co-exist for I_s up to $I_s = 150$, with all other parameters fixed. Representative stable limit cycle solutions for three different values of parameter $I_s(k)$, where k indicates the number of resets at a given value of I_s , with $I_s = I_s^j(k)$ ($j = 1, 2, 3$) and such that $I_s^1(7) < I_s^2(9) < I_s^3(8)$, are depicted in Fig. 5 and Fig. 6. In each case, note the presence of a canard segment on the cycle. This scenario is a spike-adding DIB, as discussed in Desroches et al. (2021). That is, under a variation of the bifurcation parameter, say μ (in our specific case $\mu = I_s$), we observe a transition between a stable k -reset cycle and a stable $(k+1)$ -reset cycle via an intermediary stable invariant set, which in our case is a 9-reset cycle. We may thus, symbolically, describe the spike increment/loss that we observe in system (1) as a $7 \leftrightarrow 9 \leftrightarrow 8$ transition. There are two additional points which we should make here. Firstly, there may be other invariant sets existing in the parameter interval where both the 7- and 8-reset cycles are unstable, which we do not mention here. Secondly, the scenario described here is driven by a combination of an interaction between canard segments and the reset; see Desroches et al. (2021) for further details.

3.3 Isola structure

We now focus on 9-reset cycles which exist in an interval of I_s for which the 7- and 8-reset cycles are unstable during the transition from 7- to 8-reset cycles and *vice versa*. Let us focus first on Fig. 7. In the figure, we present a one-parameter bifurcation diagram of 9-reset cycles born at a fold bifurcation at $I_s \approx 127.0538$. We display the maximum value of g on each 9-reset cycle after a reset. By increasing I_s ,

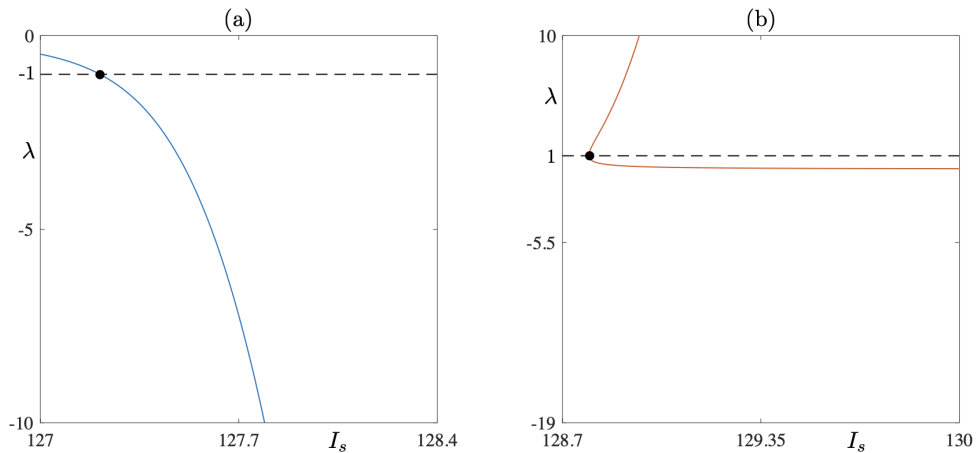


Fig. 4 (a) A non-trivial Floquet multiplier corresponding to a one-parameter bifurcation diagram for the family of 7-reset periodic cycles for $I_s \approx 127.2$, which is in the neighbourhood of the I_s -value where the 7-reset cycle undergoes a period-doubling bifurcation and loses stability. (b) Zoom into the neighbourhood of $I_s \approx 128.8$ where the 8-reset cycles undergo a saddle-node bifurcation.

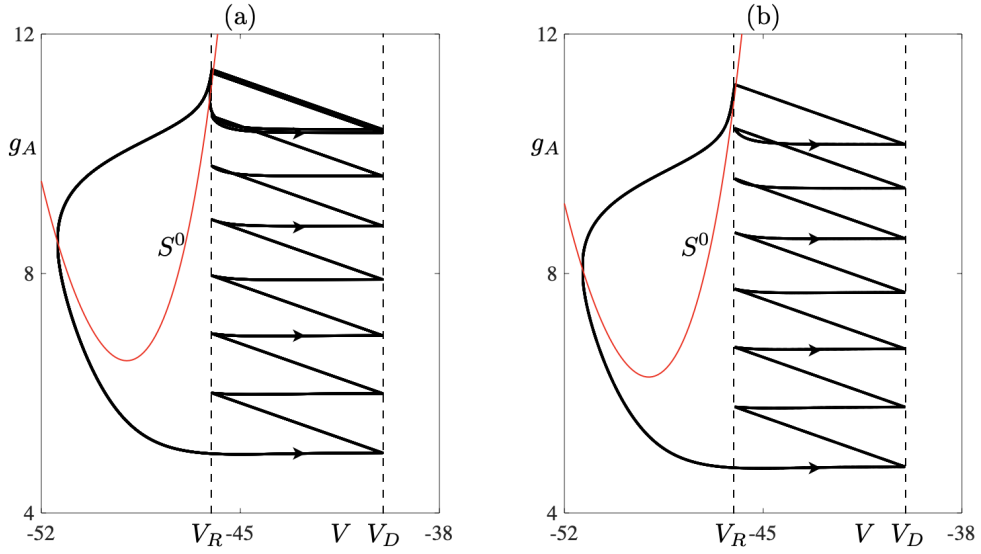


Fig. 5 (a) A periodic cycle with 8 resets for $I_s = 129$. (b) A periodic cycle with 7 resets for $I_s = 126$.

we observe that the stable cycle loses its stability in a period-doubling bifurcation at $I_s \approx 128.4$; see Fig. 8 where the nontrivial Floquet multiplier is plotted against I_s . Increasing I_s further leads to a point on the bifurcation diagram at which we seemingly observe that the two unstable cycles collide at another fold bifurcation, thus making the solution branch closed and creating an *isola of limit cycles*. Numerical simulations show that we still have two distinct periodic cycles with canard segments, but after each reset the initial conditions of each cycle lie in a close proximity to each other; see Fig. 9 where two unstable 9-reset cycles for $I_s = 131$ are shown. The 9-reset cycle represented by the blue dashed curve is characterised by the value of its non-trivial Floquet multiplier being $\lambda = 318310$, and the black solid curve represents

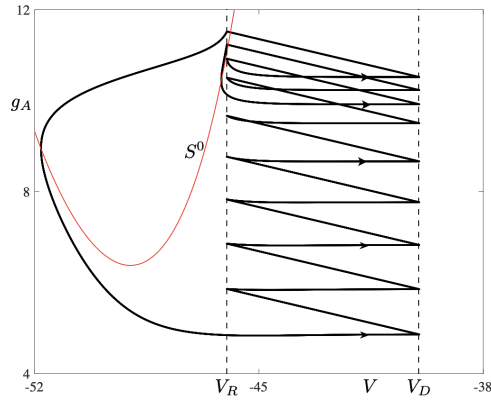


Fig. 6 A periodic cycle with 9 resets for $I_s = 127.2$

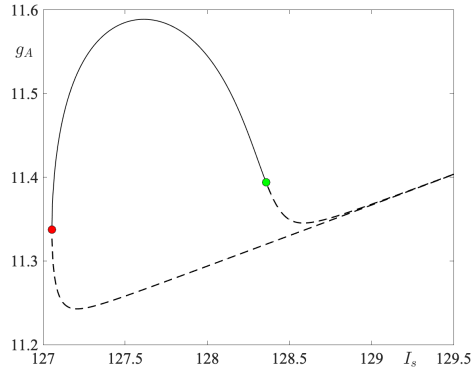


Fig. 7 One-parameter bifurcation diagram of system (1)–(2) with respect to parameter I_s . The bifurcation curve forms an isola with a fold point at $I_s \approx 127.0538$ (red dot). Stable branches are plotted as solid black lines, while unstable ones are plotted as dashed black lines. Also shown is a period-doubling bifurcation at $I_s \approx 128.358$ (green dot).

the 9-reset cycle with a nontrivial Floquet multiplier of $\lambda^* = -27061$. Note that both $|\lambda| \gg 1$ and $|\lambda^*| \gg 1$ with $|\lambda^*| \gg |\lambda|$. Going back to Fig. 9, we notice that the cycle represented by the dashed curve is characterised by a longer trajectory segment along the repelling branch of the critical manifold, and hence the observed pronounced effect on the stability of the periodic solution.

Finally, numerical evidence suggests that the stable 7-reset and 9-reset cycles coexist in a small interval near $I_s \approx 127.2$. For $I_s \approx 128.4$, we observe the co-existence of the stable 8- and 9-reset cycles.

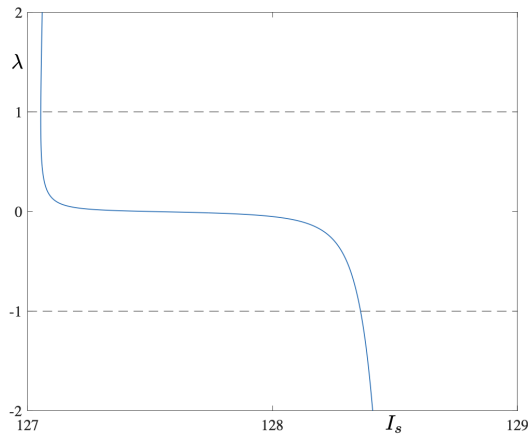


Fig. 8 Floquet multipliers corresponding to the isola-like structure of the 9-reset cycles from Fig. 7

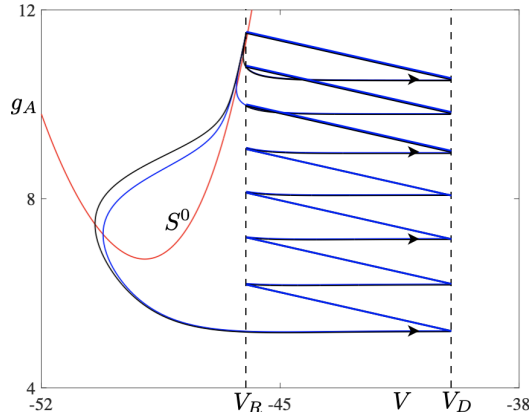


Fig. 9 Two unstable 9-reset periodic solutions for $I_s = 131$ which form part of the isola-like structure depicted in Fig. 7. Note that at resets the initial conditions are close to each other for the two periodic cycles. Some of the segments are so close that without further zoom the presence of 9 resets is not discernible.

4 Delayed bursting

4.1 The effect of canard segments

We now focus on describing the dynamics of system (1) under the variation of I_s in a regime termed as *delayed bursting* in Górski et al. (2021). Based on numerics and our previous theoretical work Desroches et al. (2021), we will argue that this dynamics is organised by three key elements: a fold point on the critical manifold, canard segments and the resets. These are showcased in with Fig. 10. In the upper left panel, we present a 5-reset canard cycle for $I_s = 120$; other parameters are set to those given in Table B1 under the heading *delayed bursting*. This limit cycle is very unstable with a nontrivial Floquet multiplier $|\lambda| \gg 1$ due to the presence of a long canard segment, which one clearly sees lying along the S_R^0 (red parabola). Decreasing parameter I_s has a twofold effect. Namely, it moves the V - and g_A -nullclines closer together, which in turns shortens the canard segment which lies along the repelling part of the V -nullcline. Thus, the value of the nontrivial Floquet multiplier decreases, and so does the period of the limit cycle. All the limit cycles depicted in Fig. 10 are unstable. Note that decreasing I_s from $I_s = 120$ to $I_s = 102.5$ leads to the nullclines coming closer together without having much of an effect on the length of the canard segment. Thus, in this parameter range, the effect of the variation of I_s parameter is mostly on increasing the duration of the period of the 5-reset cycle. Consider now parameter variation in the range between $I_s = 101.8799$ and $I_s = 101.8554$. In spite of the fact that this variation is of $O(10^{-2})$, the nontrivial Floquet multiplier changes by many orders of magnitude, being of order 1 for $I_s = 101.8554$. Thus, even though this parameter variation is rather small, it strongly influences the dynamics due to its effect on the stability. Looking at the figures, we notice that this is correlated to the changes in the length of the canard segment. Further decrease of parameter I_s leads to the 5-reset cycle becoming stable, as shown in Fig. 12.

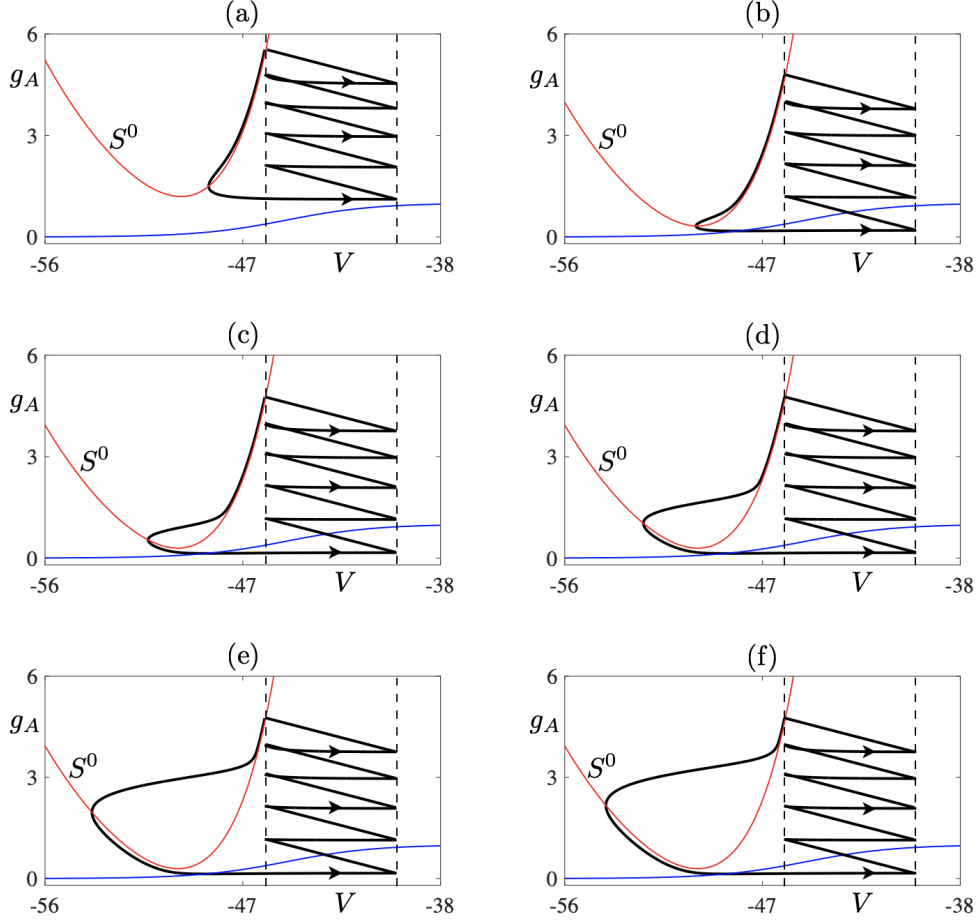


Fig. 10 Unstable 5-reset canard cycle for $I_s = 120$ (a), $I_s = 102.5$ (b), $I_s = 101.8799$ (c), $I_s = 101.8614$ (d), $I_s = 101.8602$ (e), and with $I_s = 101.8554$ the corresponding non-trivial Floquet multiplier is equal to $\lambda = -1.2441$ (f).

Starting from the left panel of Fig. 12, we clearly see that the unstable 5-reset cycle (red star) gains stability and remains stable for $I_s < 101.84$. Moreover, the plot in the left panel reveals that there is a small parameter interval where the 5-reset cycle loses stability again. This is a subtle situation which, basically, corresponds to the crossing of the g -nullcline by the limit cycle trajectory below and to the left or right of the fold point of the critical manifold, depending on the parameter value. Hence, we observe the effect of the critical manifold's fold point on the stability of the 5-reset cycle occurring under a very small parameter variation. We now link changes in the value of the nontrivial Floquet multiplier, which we described above, and the effect of canard segments as well as the presence of the critical manifold's fold point, with the one-parameter bifurcation diagram depicted in Fig. 11. It is plain to see that this

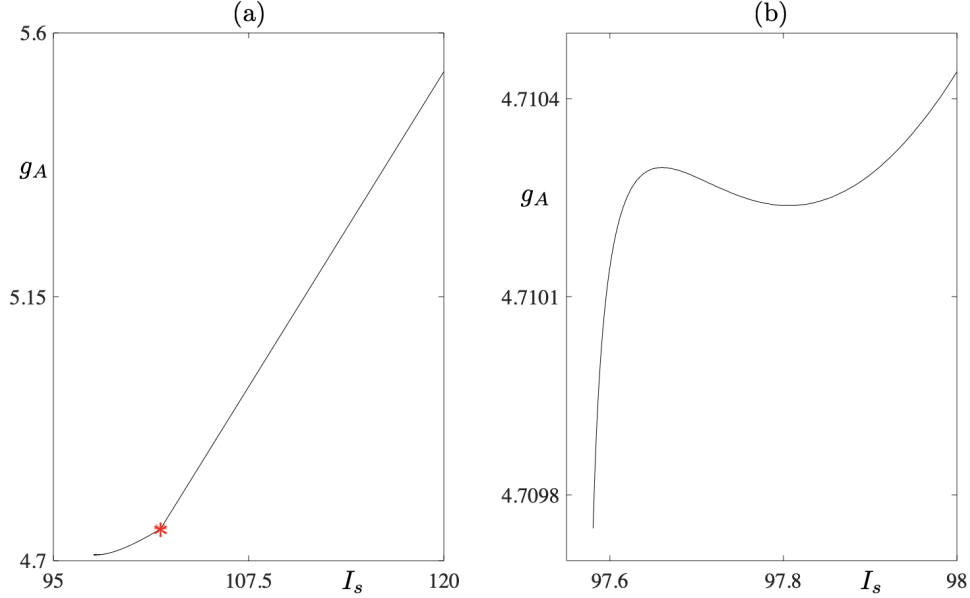


Fig. 11 (a) One-parameter bifurcation diagram for $I_s \in [97.6028, 120]$. The red star corresponds to the limit cycle depicted in Fig. 10 in the lower right panel. (b) Continuation of the diagram for $I_s \in [97.5807, 98]$ down to the point of the homoclinic bifurcation.

bifurcation diagram has a piecewise character within the chosen range of I_s values. If we now compare the left panel from Fig. 12 with the diagram from Fig. 11, the region where the solution branch seems to become piecewise corresponds to a sudden change in the value of the nontrivial Floquet multiplier of the 5-reset cycle. Note that, if this solution branch was truly piecewise, then we would observe a discontinuous jump of the corresponding Floquet multiplier precisely where the solution branch loses smoothness. We do not observe such a discontinuity in the values of the Floquet multiplier, but rather a sudden change in value, which in the parameter range of the diagram manifests itself in the piecewise-like behaviour of the solution branch. If we now focus on the left panel of Fig. 12, we can see sudden changes in the value of the Floquet multiplier near $I_s \approx 97.63$. This is due to the fact that when I_s is varied within a small interval where the Floquet multiplier changes rapidly, the corresponding limit cycle has a short canard segment with the following characteristics: (a) when the multiplier is negative the canard segment surrounds the fold point, and (b) when the multiplier is positive the short canard segment is to the right of the fold point (numerical evidence not shown).

4.2 Homoclinic bifurcation

We will now focus on the right panels of Figs. 11 and 12. In particular, we want to determine which event terminates solution branch from the left, that is, for decreasing values of I_s . Firstly, we note that within the chosen parameter regime, decreasing the

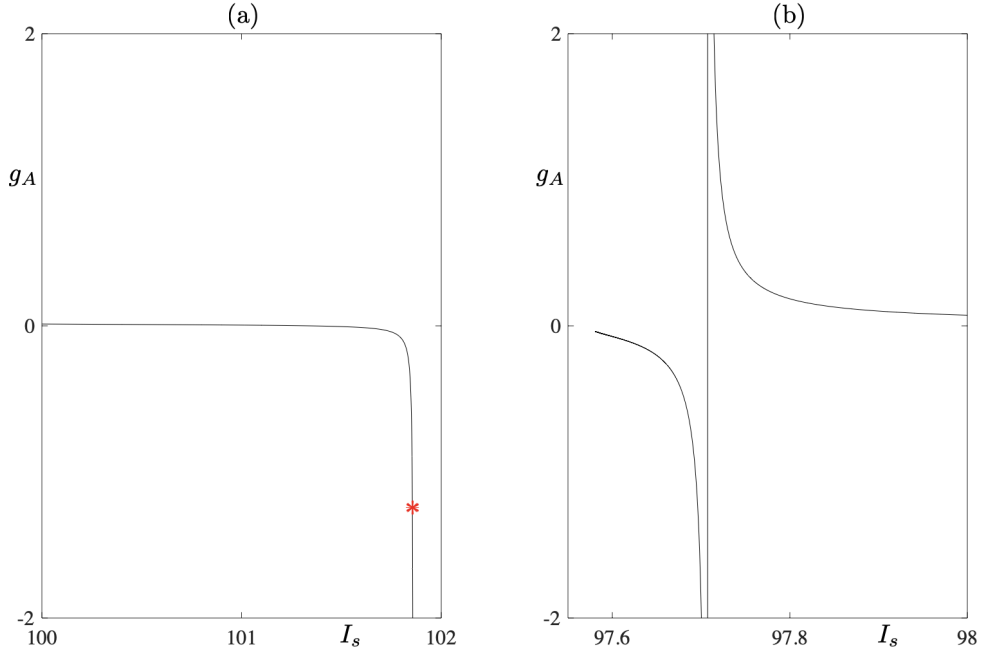


Fig. 12 (a) Non-trivial Floquet multipliers for a family of 5-reset canard cycles corresponding to one-parameter bifurcation diagram shown in Fig. 11 for $I_s \in [100 \ 102]$. The red star corresponds to limit cycle depicted in Fig. 10 in the lower right panel. (b) Same as in panel (a) but now for $I_s \in [97.5807, 98]$.

values of I_s implies that the two nullclines approach each other. The relative change in the position of the two nullclines also affects the limit cycle solution in that the change of the relative distance of the segments making up a limit cycle solution, from the V -nullcline, leads to the presence of canard cycles. This is visible in the behaviour of the non-trivial Floquet multiplier shown in the right panel of Fig. 12, as explained in the previous section. Moreover, the periodic solutions are also affected by the presence of an equilibrium point, for nearby parameter values of I_s , which slows down the evolution considerably. Decreasing I_s down to $I_s \approx 97.5807$ makes the two nullclines meet tangentially. At the same time, the 5-reset cycle hits the equilibrium, which is born when the two nullclines collide, at $I_s \approx 97.5807$, thus undergoing a homoclinic bifurcation. The homoclinic connection terminating the family of 5-resets cycles is shown in Fig. 13 on the left panel; a zoom into the neighbourhood of the equilibrium point is presented on the right panel. The blue curve represents the critical manifold, and the red curve the slow g -nullcline. Note the tangential interaction between the two nullclines and the limit cycle (black curve) which crosses the g -nullcline transversally and the V -nullcline tangentially. Finally, we should note that the value of the nontrivial Floquet multiplier converges to 0 at the homoclinic bifurcation due to the character of the equilibrium point, which is stable with respect to g direction, and the resets

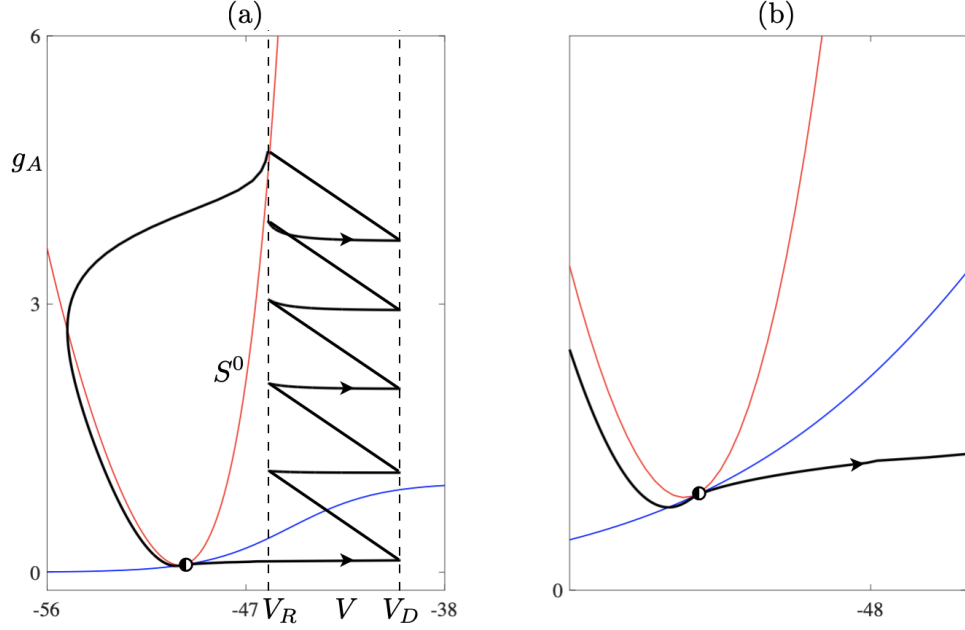


Fig. 13 (a) 5-reset homoclinic connection for $I_s = 97.5807$. (b) Zoom into the area where the two nullclines collide tangentially and create a saddle-node equilibrium point (half-filled disk).

induce stability in the V direction. This seems to suggest the presence of a saddle-node-on-a-limit-cycle (SNIC) bifurcation, further investigation would be required to confirm it.

5 The effect of a fold point

There is a second mechanism in system (1) underpinning possible delayed activation of spikes or of burst. This is due to the shape of the critical manifold, which has a fold point. In the context of multiple-timescale dynamical systems, this geometry can cause a critical slowing-down of the dynamics when the slow nullcline (here the sigmoid-shaped nullcline of variable g) crosses transversally the fast nullcline (critical manifold) near its fold point. This is related to the canard phenomenon (Krupa and Szmolyan (2001); Dumortier and Roussarie (1996)) and it has close links with type-2 excitability (Desroches et al. (2013); Wechselberger et al. (2013); De Maesschalck and Wechselberger (2015)). Namely, trajectories slow down when passing near the fold point of the critical manifold S^0 and then following the repelling part of S^0 . In the context of periodic behaviour, this gives rise to canard cycles. Noteworthy, such canard cycles are of different type than the ones discussed earlier, for which the segment near the repelling part of S^0 initiates near, and is due to, the reset line. Fig. ?? illustrates such a fold-induced canard cycle with 4 resets. Therefore, in a model of the type of CAdEx, there are two mechanisms inducing slowing-down of the dynamics before

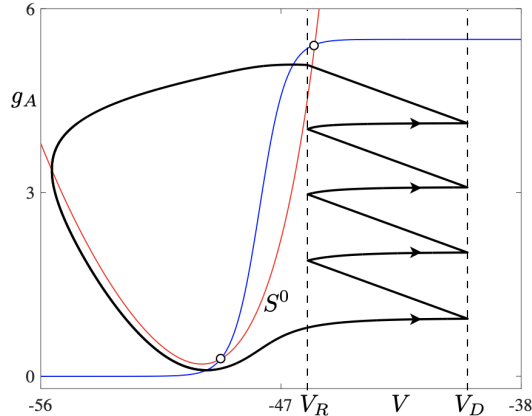


Fig. 14 Effect of the fold of the critical manifold S^0 of system (1) on the delayed initiation of bursting on a 4-reset cycle. This is due to the proximity of the nullclines near the fold point of S^0 . Unstable equilibria are marked as open circles.

or after a spike: via a reset-induced canard segment and via a fold-induced canard segment.

6 Conclusions

In the paper, we presented a numerical analysis of a spike-increment scenario in the CADEX neuronal model introduced in Górski et al. (2021). We showed that under continuous parameter variation the spike increment follows a DIB, which we previously explained analytically in Desroches et al. (2021). We showed that the spike increment is induced by an interaction between a reset and a canard segment making up a periodic solution with resets. The scenario which we explained numerically occurs under continuous variation of parameter I_s and the number of spikes changes from 7 to 8, with an intermediate 9-reset cycle. Moreover, this scenario was found to be accompanied by a fold bifurcation of the 8-reset cycle and a period-doubling bifurcation of the 7-reset cycle with a stable 9-reset cycle existing for parameter values between the fold and period-doubling bifurcations. The 9-reset cycles form an isola structure in parameter space. We also report the effect of canard segments on the 9-reset cycles. We can see that the stability of canard cycles changes by many orders of magnitude under exponentially-small parameter variation, which is a hallmark of canard-explosive transitions. It should be noted that, as we reported in Desroches et al. (2021), in the spike-increment scenario the 7-, 8- and 9-reset cycles do not connect in parameter space, instead there exist gaps between the corresponding bifurcation curves.

We also reported a homoclinic bifurcation of a 5-reset canard cycle. We show how the canard cycles and their stability change under exponentially-small parameter variation. In particular, we describe the effects of the fold point on the bifurcation diagram and the Floquet multiplier. A similar scenario was reported in our work in Desroches et al. (2021). The difference is that there we did not have a fold, but the stable and unstable parts of the critical manifold met in a corner. Note that the

scenarios studied here, albeit with a specific number of resets, remain valid for other numbers of reset. We describe mechanisms and analyse organising centres that control in general the dynamical behaviour of system (1)-(2) and how its attractors change oscillatory patterns upon parameter variation.

From the neural modelling perspective, we should note that the two cases we have just described refer to what in Górski et al. (2021) is termed as *adaptive spiking* and *delayed bursting*, respectively. In particular, the first scenario of spike increment explains the *adaptive spiking* dynamics, whereas the second of these explains the *delayed bursting* scenario. *Delayed bursting* is characterised by a long period of quiescence, which is triggered by a dynamical phase close to the fold point of the critical manifold. More precisely, under parameter variation the V - and g_A - nullclines approach each other, and at the putative SNIC bifurcation they connect tangentially. The 5-reset periodic solution shown in Fig. 13 contains segments of trajectories evolving between the two nullclines, which for parameter values close to the SNIC bifurcation implies a significant slowing down of system’s evolution. This is the reason why in Górski et al. (2021), for parameter values indicated as *Delayed bursting* (see Table B1), the authors observe long quiescence periods after spiking.

More generally, DIB and reset-induced canards are expected in any IF model with a repelling slow manifold that can intersect the reset curve. In particular, this is for sure the case of the Izhikevich model (Izhikevich (2003)); this is also the case of adaptive IF model such as those studied in Coombes et al. (2012) and in Desroches et al. (2021); and this is of course the case of the AdEx on top of the CAdEx studied here. Hence, this covers a number of key examples of IF model amongst the most popular and the most recently studied ones.

In terms of biological relevance, the specific solutions studied in the present work based on our previous results (Desroches et al. (2021)), associated with DIB and reset-induced canard segments, are organising the transitions between different oscillatory patterns. These patterns and the associated signature carry pertinent information about the underlying signals, therefore the transition solutions (i.e., reset-induced canards), acting as thresholds between different signatures, are important even in terms of neural activity. Establishing a more precise link with neural coding goes beyond the scope of the present work and is certainly an interesting question for future work.

Finally, modeling neuronal activity with discontinuities is a way to account for slow-fast transitions (fast becoming instantaneous). IF models have been introduced to simplify biophysical models, in link with large-scale computations in large neuronal networks, as well as, establishing mean-field limits of such networks, while keeping enough biological details so that the model avoids becoming a mere toy. Such DIB and reset-induced bifurcations are the manifestation of the discontinuities but they have counterparts in smooth models, namely, spike-adding transitions (see, e.g., Desroches et al. (2022)), which are purely due to the geometry of these biophysical models and the geometry of excitability (Izhikevich (2007)).

Data availability statement. The authors declare that there are no data associated with this work.

Conflict of interest statement. The authors declare that there are no conflict of interest.

Acknowledgments. SR was supported by Ikerbasque (The Basque Foundation for Science), by the Basque Government through the BERC 2022-2025 program and by the Ministry of Science and Innovation: BCAM Severo Ochoa accreditation CEX2021-001142-S / MICIN / AEI / 10.13039/501100011033, by the Elkartek project “ONBODY” code KK-2023/00070, and the IKUR Strategy Neurobiosciences under the collaboration agreement between Ikerbasque Foundation and BCAM on behalf of the Department of Education of the Basque Government

Appendix A Nondimensionalisation

It may prove useful for analytical and numerical purposes to analyse system (1) in a nondimensional form. Therefore, we now perform a nondimensionalisation procedure of the model. In spite of the presence of resets, the nondimensionalisation may be applied and standard similarities between dimensional and nondimensional equations will be preserved.

If we consider solutions with one (or several) spike(s) we have to consider the effect that the nondimensionalisation has on the reset function. The reset mapping (2) may be written as

$$x \mapsto R(x; p), \quad (\text{A1})$$

where x represents the state variable and p the parameter. This clearly defines a linear operator. Consider now the nondimensionalisation expressed as $y = \lambda * x$, where the symbol $*$ denotes elementwise multiplication. We wish to apply the operator R to $y\lambda^{-1}$ as first argument, where the -1 exponent denotes elementwise division. Since R is a linear operator we thus have:

$$R(y\lambda^{-1}; p) = R(y; p\lambda^{-1}).$$

Hence the resets will preserve the connections for periodic solutions with spikes under nondimensionalisation.

We now turn to the actual nondimensionalisation procedure. We introduce the following rescaling of the time and of the state variables:

$$U = -\frac{V}{E_A}, \quad \tau = \frac{t}{\tau_A}, \quad g = \frac{g_A}{\bar{g}_A}. \quad (\text{A2})$$

We then have:

$$\frac{dV}{dt} = \frac{dV}{dU} \frac{dU}{d\tau} \frac{d\tau}{dt} = -E_A \frac{dU}{d\tau} \frac{1}{\tau_A} = \frac{E_A}{\tau_A} \frac{dU}{d\tau},$$

and the voltage equation takes the form:

$$\begin{aligned} \frac{dU}{d\tau} = & -\frac{\tau_A g_L}{C_m} \left(\frac{E_L}{E_A} + U \right) - \frac{\tau_A g_L \Delta_T}{E_A C_m} \exp \left(\frac{E_A}{\Delta_T} - \left(U + \frac{V_T}{E_A} \right) \right) \dots \\ & - \frac{\tau_A \bar{g}_A}{C_m} g(1 + U) - \frac{\tau_A I_s}{E_A C_m}. \end{aligned} \quad (\text{A3})$$

For a certain set of parameter values considered in Górski et al. (2021), a group of parameters

$$\frac{\tau_A g_L}{C_m} = p_0$$

is an order of magnitude larger than other groups of parameters in equation (A3), and hence its inverse may be thought off as a small parameter ε . For the brevity of notation, we set:

$$\begin{aligned} p_1 &= \frac{E_L}{E_A}, & p_2 &= \frac{\tau_A g_L \Delta_T}{E_A C_m}, & p_3 &= \frac{E_A}{\Delta_T}, \\ p_4 &= \frac{V_T}{E_A}, & p_5 &= \frac{\tau_A \bar{g}_A}{C_m}, & p_6 &= \frac{\tau_A I_s}{E_A C_m}. \end{aligned} \quad (\text{A4})$$

The voltage equation (A3) can now be written as:

$$\frac{dU}{d\tau} = -p_0(p_1 + U) - p_5 g(1 + U) - p_2 e^{(-p_3(U + p_4))} - p_6. \quad (\text{A5})$$

The conductance equation has the form:

$$\frac{dg}{d\tau} = \frac{1}{1 + \exp\left(\frac{V_A}{\Delta_A} + \frac{E_A}{\Delta_A} U\right)} - g.$$

Again, for the brevity of notation, by setting:

$$p_7 = \frac{V_A}{\Delta_A}, \quad p_8 = \frac{E_A}{\Delta_A},$$

we can rewrite the conductance equation as:

$$\frac{dg}{d\tau} = \frac{1}{1 + \exp(p_7 + p_8 U)} - g. \quad (\text{A6})$$

Writing (A5) and (A6) together, we thus have

$$\begin{aligned} \varepsilon \frac{dU}{d\tau} &= -(p_1 + U) - \tilde{p}_5 g(1 + U) - \tilde{p}_2 e^{-p_3(U + p_4)} - \tilde{p}_6, \\ \frac{dg}{d\tau} &= \frac{1}{1 + \exp(p_7 + p_8 U)} - g, \end{aligned} \quad (\text{A7})$$

with: $\varepsilon = 1/p_0$, $\tilde{p}_5 = \bar{g}_A/g_L$, $\tilde{p}_2 = \Delta_T/E_A$, $\tilde{p}_6 = I_s g_L/E_A$. Applying nondimensionalisation to the reset condition provides us with the following reset rule:

$$\text{If } U \geq -\frac{V_D}{E_A} \text{ then } \begin{cases} U \mapsto -\frac{V_R}{E_A}, \\ g \mapsto g + \frac{\delta g_A}{g_A}. \end{cases} \quad (\text{A8})$$

We now introduce three additional nondimensional parameters:

$$p_9 = -\frac{V_D}{E_A}, \quad p_{10} = -\frac{V_R}{E_A}, \quad p_{11} = \frac{\delta g_A}{\bar{g}_A}.$$

Appendix B Parameter values for distinct types of spiking patterns

In Table B1, we present parameter values which we use as initial set for the continuation runs presented in the current work; these values were used in Górski et al. (2021). Following the aforementioned work we classify each parameter set with the label description given in this work.

References

- Adolfsson, J., H. Dankowicz, and A. Nordmark. 2001. 3D passive walkers: Finding periodic gaits in the presence of discontinuities. *Nonlinear Dynamics* 24: 205–229 .
- Brette, R. and W. Gerstner. 2005. Adaptive exponential integrate-and-fire model as an effective description of neuronal activity. *Journal of Neurophysiology* 94 (5): 3637–3642 .
- Coombes, S., R. Thul, and K.C.A. Wedgwood. 2012. Nonsmooth dynamics in spiking neuron models. *Physica D* 241: 2042–2057 .
- Dankowicz, H. and F. Schilder. 2013. *Recipes for continuation*. Philadelphia: SIAM.
- De Maesschalck, P. and M. Wechselberger. 2015. Neural excitability and singular bifurcations. *The Journal of Mathematical Neuroscience* 5: 1–32 .
- Desroches, M., P. Kowalczyk, and S. Rodrigues. 2021. Spike-adding and reset-induced canard cycles in adaptive integrate and fire models. *Nonlinear Dynamics* 104 (3): 2451–2470 .
- Desroches, M., M. Krupa, and S. Rodrigues. 2013. Inflection, canards and excitability threshold in neuronal models. *Journal of Mathematical Biology* 67(4): 989–1017 .
- Desroches, M., J. Rinzel, and S. Rodrigues. 2022. Classification of bursting patterns: A tale of two ducks. *PLoS computational biology* 18(2): e1009752 .
- Di Bernardo, M., C.J. Budd, A.R. Champneys, and P. Kowalczyk. 2008. *Piecewise-smooth Dynamical Systems: Theory and Applications*. Berlin: Springer-Verlag.
- Dumortier, F. and R. Roussarie. 1996. Canard cycles and center manifolds. *Memoirs of the American Mathematical Society* 121(577) .
- Dumortier, F. and R. Roussarie. 2007. Canard cycles with two breaking parameters. *Discrete and Continuous Dynamical Systems* 17(4): 787–806 .
- FitzHugh, R. 1961. Impulses and physiological states in theoretical models of nerve membrane. *Biophysical Journal* 1(6): 445–466 .
- Górski, T., D. Depannemaecker, and A. Destexhe. 2021. Conductance-based adaptive exponential integrate-and-fire model. *Neural Computation* 33(1): 41–66 .
- Izhikevich, E.M. 2003. Simple model of spiking neurons. *IEEE Transactions on Neural Networks* 14(6): 1569–1572 .
- Izhikevich, E.M. 2007. *Dynamical systems in neuroscience*. MIT press.

- Kowalczyk, P. and P.T. Piironen. 2007. Two-parameter sliding bifurcations of periodic solutions in a dry-friction oscillator. *Physica D* 241(8): 1053–1073 .
- Krupa, M. and P. Szmolyan. 2001. Relaxation oscillation and canard explosion. *Journal of Differential Equations* 174(2): 312–368 .
- Leine, R.I. and H. Nijmeijer. 2004. *Dynamics and Bifurcations of Non-Smooth Mechanical Systems*. Lecture Notes in Applied and Computational Mechanics. Berlin Heidelberg: Springer-Verlag.
- Morris, C. and H. Lecar. 1981. Voltage oscillations in the barnacle giant muscle fiber. *Biophysical Journal* 35(1): 193–213 .
- Naud, R., N. Marcille, C. Clopath, and W. Gerstner. 2008. Firing patterns in the adaptive exponential integrate-and-fire model. *Biological Cybernetics* 99: 335–347 .
- Nordmark, A.B. 1991. Non-periodic motion caused by grazing incidence in an impact oscillator. *Journal of Sound and Vibration* 145(2): 279–297 .
- Nordmark, A.B. 2001. Existence of periodic orbits in grazing bifurcations of impacting mechanical oscillators. *Nonlinearity* 14(6): 1517 .
- Seydel, R. 1994. *From equilibrium to chaos. Practical bifurcation and stability analysis*. New York, London: Springer-Verlag.
- Wechselberger, M., J. Mitry, and J. Rinzel. 2013, 11. Canard theory and excitability, In *Nonautonomous dynamical systems in the life sciences*, eds. Kloeden, P. and C. Pötzsche, Volume 2102 of *Lecture Notes in Mathematics*, 89–132. Cham: Springer-Verlag.

Table B1 Numerical values of parameters used in Table 1 in Górski et al. (2021).

	C_m	E_A	E_L	I_s	V_A	Δ_A	V_R	V_T	δg_A	\bar{g}_A	g_L	τ_A	Δ_T
Adaptive spiking	200	-70	-60	200	-50	5	-55	-40	1	10	10	200	2
Tonic spiking	200	-70	-70	192	-45	5	-56	-40	0	2	10	40	2
Bursting	200	-60	-58	150	-45	1	-46	-40	1	10	10	200	2
<i>Delayed bursting</i>	200	-70	-60	100	-45	2	-46	-40	1	1	12	100	2
Accelerated spiking	200	-70	-60	130	-60	-5	-58	-48	0	6	10	300	2
Chaotic-like spiking	200	-70	-58	90	-40	5	-47	-40	1	10	10	25	2