



TEI Publisher: A Platform for Digital Editions

Sarah Bénéière

► To cite this version:

Sarah Bénéière. TEI Publisher: A Platform for Digital Editions. Eida DH Seminar 2024, Jan 2024, Paris (en ligne), France. 2024. hal-04430825

HAL Id: hal-04430825

<https://inria.hal.science/hal-04430825>

Submitted on 1 Feb 2024

HAL is a multi-disciplinary open access archive for the deposit and dissemination of scientific research documents, whether they are published or not. The documents may come from teaching and research institutions in France or abroad, or from public or private research centers.

L'archive ouverte pluridisciplinaire **HAL**, est destinée au dépôt et à la diffusion de documents scientifiques de niveau recherche, publiés ou non, émanant des établissements d'enseignement et de recherche français ou étrangers, des laboratoires publics ou privés.



Distributed under a Creative Commons Attribution 4.0 International License


TEI Publisher: A Platform for Digital Editions

Sarah Bénéière

Research & Development Engineer (ALMAAnaCH)

EiDA DH Seminar 2024

January 30, 2024



inria

Presentation Outline

1. TEI Publisher [3-7]
2. Examples of TEI Publisher instances [8-19]
3. Working with TEI Publisher [20-36]
4. Workshop [37-58]
5. Online Resources [59-62]

— — —

TEI Publisher


A Publication Platform

- Based on **eXist-db** (*XML database management system*)
- Ideal for the publication of **TEI-XML documents**
- A **toolbox** for the publication of **digital scholarly editions**



Beginner Friendly

— — —

- Easy-to-use tools → **App Generator** and **built-in Annotation Tool**
- Accepts **various input formats**, not only XML-based
 - ↳ Microsoft Word's .docx 
- Delivers **various output formats**, not only a web application





L^AT_EX



- Only programming requirement is **basic HTML**



Advantages of using TEI Publisher

- Limits the handwritten code with **templates**
 - ➡ Templates can be modified and enhanced, thus your application is **customizable**
- **Open-source** 
- **Well-documented** 
- Sustained by a **very active community**
 - ➡ Regular updates, **community meetings**, Slack support

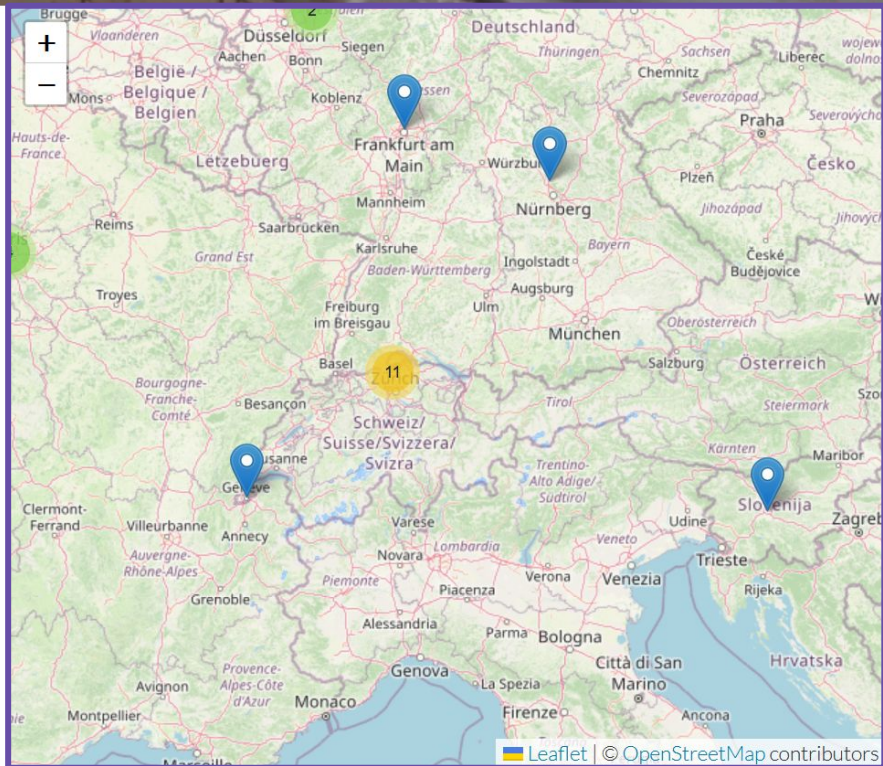
Digital Scholarly Editions (DiScholEd)

A platform dedicated to digital scholarly editions of egodocuments

[Link](#) [Contact](#)

Dossier Digital: Alexander von Humboldt y Cuba (1800–1830)

Proyecto Humboldt Digital (ProHD) aims to publish online a multilingual collection of texts related to Alexander von Humboldt's trip to Cuba and its reception in the island in the 19th Century.

[Link](#) [Contact](#)

What does a TEI Publisher instance look like?

Images and text taken from [The Bodleian First Folio](#): digital facsimile of the First Folio of Shakespeare's plays, Bodleian Arch. G c.7.

Documents

Sort by

Title

Filter by

Title

Filter

<

1


2

3

4


>

Found 36 items




[A Midsommer Nights Dreame \[A Midsummer Night's Dream\] from Mr. William Shakespeares comedies, histories, & tragedies. Published according to the true originall copies.](#)
 Mr. VVilliam Shakespeares comedies, histories, & tragedies
 Bodleian First Folio, Arch. G c.7
 Shakespeare, William, 1564-1616.
 First publication edition. 23 April 20142014-04-23

DOWNLOAD



[All's Well, that Ends Well from Mr. William Shakespeares comedies, histories, & tragedies: Published according to the true originall copies.](#)
 Mr. VVilliam Shakespeares comedies, histories, & tragedies
 Bodleian First Folio, Arch. G c.7
 Shakespeare, William, 1564-1616.
 First publication edition. 23 April 20142014-04-23

DOWNLOAD



[As You Like It from Mr. William Shakespeares comedies, histories, & tragedies. Published according to the true originall copies.](#)
 Mr. VVilliam Shakespeares comedies, histories, & tragedies
 Bodleian First Folio, Arch. G c.7
 Shakespeare, William, 1564-1616.
 First publication edition. 23 April 20142014-04-23

DOWNLOAD

Basic TEI Publisher homepage (Source: [Shakespeare's Plays](#))

Early English Books Online

Documents

Genre ☐ Show top 50

- ☐ Ballads, English 592
- ☐ Broad-sides 791
- ☐ Elegiac poetry, English 89
- ☐ Great Britain 164
- ☐ Scotland 109

Language ☐ Show top 50

- ☐ English 1559
- ☐ Latin 3

Year ☐ Show top 50

- ☐ 1680 54
- ☐ 1685 52
- ☐ 1690 56
- ☐ 1695 54
- ☐ 1700 52

Sort by **Title** Filter by **Title**

DiSchoEd - Éditions scientifiques numériques



Trier par
Titre

Filtrer selon
Titre

Filtrer



Correspondance de Constance de Salm (1767-1845)

Ce dossier contient l'édition numérique de lettres de Constance de Salm, ainsi que l'inventaire et les index de sa correspondance.



Journal des guerres napoléoniennes

Ce dossier contient le corpus d'un journal de guerre tenu pendant les guerres napoléoniennes.



Lettres et textes: Le Berlin intellectuel des années 1800

Ce dossier contient le corpus et les index des lettres et textes des intellectuels berlinois de 1800 à 1830.



August Boeckh - Catalogue de ses manuscrits

Ce dossier contient le catalogue des manuscrits et papiers de Boeckh.

Homepage of an application with several collections (Source: DiSchoEd)



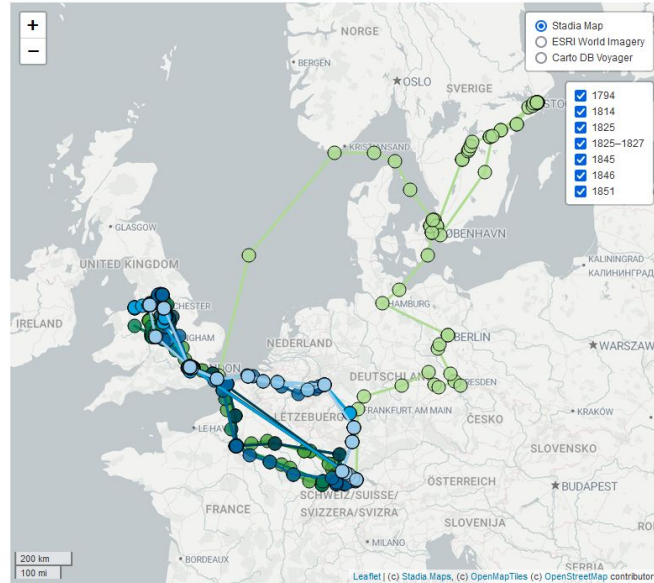
Customized homepage (Source: [Van Gogh Letters](#))

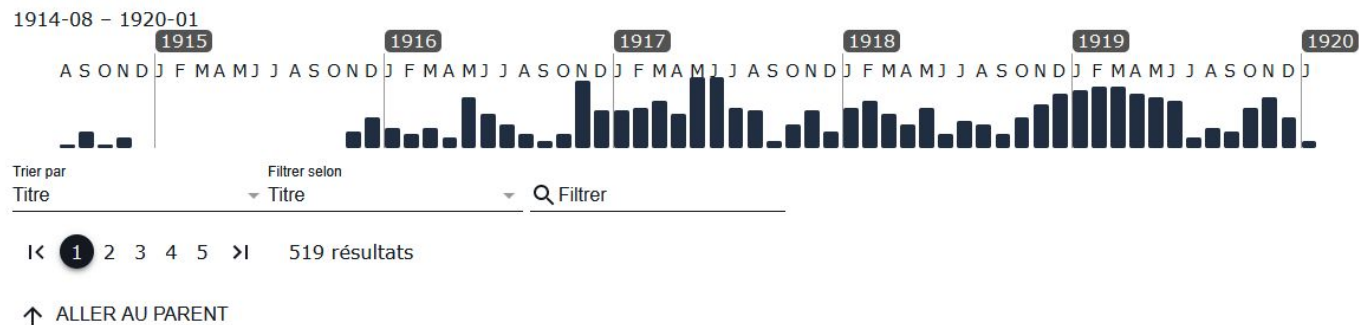


Reisetagebücher

Reisetagebücher

- 1794
- 1814
- 1825
- 1825–1827
- 1845
- 1846
- 1851





Letter number 1 from Paul d'Estournelles de Constant to Nicholas Murray Butler (August 15, 1914)

Lettre n°1 de Paul d'Estournelles de Constant à Nicholas Murray Butler (15 août 1914)

Écrite à Clermont-Créans.

Status: Annotation in progress

Letter number 102 from Paul d'Estournelles de Constant to Nicholas Murray Butler (November 16, 1915)

Lettre n°102 de Paul d'Estournelles de Constant à Nicholas Murray Butler (16 novembre 1915)

Écrite à Paris.

Status: Annotation in progress

Letter number 103 from Paul d'Estournelles de Constant to Nicholas Murray Butler (November 14, 1915)

Lettre n°103 de Paul d'Estournelles de Constant à Nicholas Murray Butler (14 novembre 1915)

Écrite à Paris.

Status: Annotation in progress

List of the files in the collection and a timeline, added with the pb-timeline web component (Source: DiSchoEd, credit: Samuel Scalbert)

ADMIRABLE HISTORIA

*de don Cárlos y Lucinda, naturales de Valencia, y como á un hijo
que tuvieron llamado Julian, le habló un Ciervo saliendo á caza.
Declarase lo que le dijo, y lo que despues sucedió á Julian.*

PRIMERA PARTE.

Suene el clarin de la fama
con sus sonoros acentos,
y por la region del aire
esparza sus dulces écos:
oiga todo enamorado,
atienda todo discreto,
todo galán presto oidos,
todo jóven esté atento,
los que de finos se precian,
de amantes y caballeros,
pues todos en esta historia
bien pueden tomar ejemplo.
En la ciudad de Valencia,
córte y emporio del reino
Valenciano, donde habitan
tantas envidias de Venus;
pues las damas que produce
son de aquel cupido ciego
flechas doradas y aljaba,
con que logra sus trofeos:
En esta bella ciudad,
de Chipre, jardin ameno,
un caballero vivia
do los nobles de aquel reino:



[A warning for all wicked livers] By the example of Richard Whitfield, and M. Gibbs who were two notorious offenders, and both of one company, which two men made a daily practise, and got their livings by robbing and stealing both on the high-ways, and in any other places where they came, but were at last taken, apprehended and condemned to dye for robbing of a coach, & murdering of a captains man at Shooters-Hil, in Kent, some five or six miles from London, and for that offence and others, Gibbs was prest to death at Maidstone in Kent, and Whitfield was hanged in chains on Shooters-Hil, where he did the bloody deed, the 27th. of March, 1655. The manner how shall be exactly related in this dirty. The tune is, Ned Smith.

A Warning for all [?] <...>

By the example of *Richard Whitfield*, and M. *Gibs* who were two notorious offenders, and both of one company, which two men made a daily practise, and got their livings by robbing and stealing both on the High-ways, and in any other places where they came, but were at last taken, apprehended and condemned to dye for robing of a Coach, & murdering of a Captains man at Shooters-Hil, in Kent, some five or six miles from London, and for that offence and others, *Gibs* was prest to death at Maidstone in Kent, and *Whitfield* was hanged in chains on Shooters-Hil, where he did the bloody deed, the 27th. of March, 1655. The manner how shall be exactly related in this Dirty.

The Tune is, Ned Smith.

OF two notorious Theeves,
 my purpose is to tell,
 Which near fair *London* Town
 long time did live and dwell.
 One of their names was *Gibs*,
 a Villain vile and bafe
 The other *Dick Whitfield* call'd,
 who ran a wicked race,
 To rob to theewe and steal,
 these couple gave their mind,
 And unto murder men,
 they daily were inclin'd,
 So stout and bold they were
 that they durit fight with ten,
 And rob them on the way
 though they were luffy men,

Example of the display of a text only (Source: [Early English Books Online](#))

EXORZISMUS — DÄMONENAUSTREIBUNG IM PRIESTERBUCH

SÉLESTAT, BIBLIOTHÈQUE HUMANISTE, 132, ff. 53v-54r

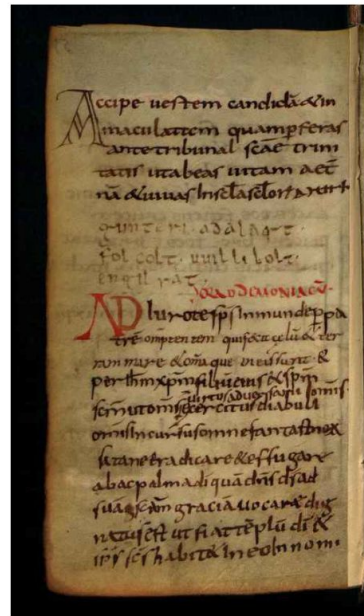
Ein Exorzismus ist ein ritualisierter Handlungsablauf, der darauf ausgelegt ist, alles Schlechte aus Gegenständen oder Personen auszutreiben. Sie können als akute Behandlung oder als präventive Vorsorge eingesetzt werden.

Exorzismen sind für das frühe Mittelalter breit belegt. Man findet sie zum Beispiel in Handbüchern für Priester und häufig überlieferten Mirakelsammlungen von Heiligen sogar ausführliche Berichte über den Ablauf von Dämonenaustreibungen. Da Pilger erhebliche finanzielle Mittel mit sich brachten, standen im Mittelalter verschiedenen Wallfahrtsorten geradezu im Wettstreit miteinander. Mithilfe von Erzählungen über spektakuläre Exorzismen konnten die Geistlichen „ihre“ Heiligen besonders gut in Szene setzen und so die Aufmerksamkeit der Gläubigen gewinnen.

Für einen erfolgreichen Exorzismus war es wichtig, die passende Formel zu kennen. Auch Durchführungszeit und -ort sowie die Kleidung des Priesters mussten entsprechend gewählt werden. Häufig wurden Exorzismen während der Messe direkt am Altar durchgeführt, da in der Nähe der Reliquie die beste „Verbindung“ zu Gott bestand. Die Exorzisten trugen häufig eine Albe (Taufgewand), die für die Wiedergeburt des Besessenen im Rahmen des Exorzismus stand, sowie eine Stola. Zudem sollten sie fasten, um in der besten körperlichen und geistigen Verfassung zu sein. Man ging nämlich davon aus, dass ein Dämon den Priester angreifen konnte. Exorzismen konnten auch fehlschlagen und mussten dann wiederholt werden.

Ein Beispiel für so einen Exorzismus ist in dem nebenstehenden Priesterbuch (*Sélestat, Bibliothèque Humaniste, Cod. 132, ff. 53v-54r*) zu finden. Priesterbücher enthielten die wichtigsten Kenntnisse für einen praktizierenden Priester. Ihr Inhalt wurde durch bischöfliche Listen vorgegeben und dann durch den jeweiligen Priester weiter für seine konkreten Alltagsanforderungen ergänzt.

Der hier transkribierte Exorzismus wurde nachträglich auf eine freie Stelle geschrieben, die beim Zusammenfügen des Buches aus verschiedenen kürzeren Handschriften entstanden ist. Diese wurden zuvor einzeln bzw. lose benutzt, was man an den Verfärbungen der Seiten durch vielfache Nuzung, auch ohne Buchdeckel sehen kann. Vor dem Exorzismus hat ein Schreiber fünf Namen in das Buch gekritzelt: Gunteri, Adalart, Folcolt, Vvillibolt



Bilder erhalten über [Bibliothèque Humaniste Sélestat](#), [Universitätsbibliothek Basel](#) und [Stadtbibliothek Trier](#)

Notes

I. II. III.	AQUARIUS	PISCES
III. V.	PISCES	ARIES
VI. VII. VIII.	ARIES	TAURUS
VIII. X.	TAURUS	GEMINI
XI. XII. XIII.	GEMINI	CANCER
XIII. XV.	CANCER	LEO
XVI. XVII. XVIII.	LEO	VIRGO
XIX. XX.	VIRGO	LIBRA
XXI. XXII. XXIII.	LIBRA	SCORPIO
XXIII. XXV.	SCORPIO	SAGITTARIUS
XXVI. XXVII. XXVIII.	SAGITTARIUS	CAPRICORN
XXVIII. XXX.	CAPRICORN	AQUARIUS
	ARIES	TAURUS
When the walls of a house creak.	Joy and delight.	Something bad concerning power.
When one's ears ring.	Something good arrives.	Anguish.
When a raven croaks.	News will be heard.	This means the same.
When a cock crows.	Carrying vessels from house to house.	Increase of honour.
When one's eye twitches.	Dispute will become a fight.	Something good will be found.
When the fire makes a sound.	The killing and fall of a friend.	A guest will arrive.
When a dog howls.	Dispute.	Fear of theft.
When a mouse squeaks.	It will not end well.	S/he will find what s/he loves.
When one's clothes burn.	Neither good nor bad.	Happiness.
When the earth moves.	Destruction and bloodshed in the province.	Neither good nor bad.
When a cat screeches.	They will fear fire.	Relief will be found.
When semen is emitted.	Illness.	A good increase.
When a bird falls on the road next to you.	Fear of theft.	An attack on the kingdom.
When one encounters a wild animal.	A patriarch will die.	A good imitation.
When a candle extinguishes suddenly.	A house will be acquired.	A patriarch will die.

A map of the Mediterranean Sea region. The sea is shown in blue, and the surrounding landmasses are in light green. Countries labeled include Germany, France, Belgium, Luxembourg, Switzerland, Austria, Czechia, Hungary, Croatia, Bosnia and Herzegovina, Montenegro, Albania, Italy, Tunisia, Algeria, and Libya. Major cities marked with black dots include Dusseldorf, Frankfurt, Stuttgart, Munich, Vienna, Paris, Dijon, Lyon, Turin, Milan, Genoa, City of San Marino, Rome, Naples, Potenza, Catanzaro, Palermo, Catania, Algiers, Constantine, Tunis, Sousse, Tebessa, Biskra, Djelfa, Ouargla, Ghadames, Nalut, Tripoli, Bani Walid, Sirte, Benghazi, Sabha, Murzuq, and Illizi. A scale bar at the bottom left shows 300 km and 200 mi. A compass rose is located at the bottom right. The map is credited to Leaflet and Mapbox.

Working with TEI Publisher

TEI Publisher: Website vs. Application

— — —

TEI Publisher **website**

- Browse through the **demo applications** (*Van Gogh, Shakespeare, etc.*)
- **Playground area** to experiment with the suggested files or your own, test the ODDs and templates
- **Annotation area** to discover the tool

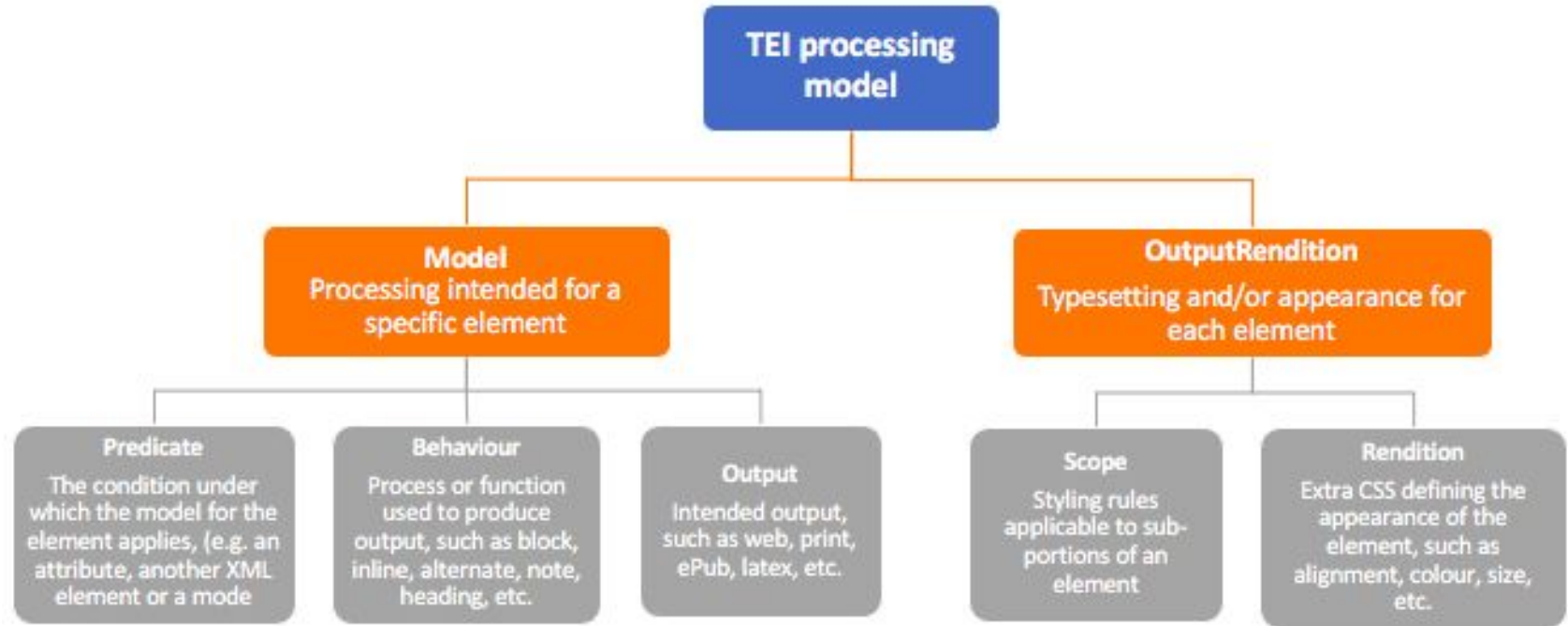
Your own TEI Publisher **application**

- **Customize the ODD and templates** as you wish
- Add **documentation** or new pages to your project
- **Export your edition** in PDF or ePub

The TEI Processing Model

— — —

- The **TEI Processing Model** acts as a **stylesheet** for transforming the XML information into an **HTML/CSS display**
 - ➡ Corresponds to the **TEI Publisher ODD**
- Key elements of the TEI Processing Model:
 - **Predicate** ➡ Gives the **context** of the element (within the XML tree, its attribute(s), mode, etc.)
 - **Behaviour** ➡ Defines the **interpretation** of the element (as a block, inline, etc.)
 - **Rendition** ➡ Defines the **CSS style** for the output (alignment, color, size, case, etc.)



div MODE CHANGE

model [block] ↓ ↑ 🗑️ 📄 📄

@type='title_page'

Output Mode
[Processing mode - passed to subsequence]

Description
[Document the model]

Predicate
1 @type='title_page'

behaviour
block or [Custom Behaviour]

CSS Class
[Define CSS class name (for external CSS)]

Template
<|> <...> <X> [...]
1 [Define code template to apply to content]

Parameters +

Renditions + 🗑️ ☐ Use source rendition

Scope Rendition
1 border: 1px solid black; padding: 5px;

Example of an ODD specification in TEI Publisher (predicate – behaviour – rendition)

Managing the Layout with HTML Templates

The **HTML templates** can be :

- **Very simple** → display of the transformed XML only
- More complex → **multiple layout options** of the content (facsimile, transcription, translation, map, etc.)

Managing the Layout with HTML Templates

View
Original text

1r:1
Mon cher Gauguin,
ce matin j'ai reçu votre excellente lettre que j'ai derechef envoyé à mon frère; [1] votre conception de l'impressioniste en général, dont votre portrait [2] est un symbole, est saisissante. Je suis on ne peut plus intrigué de voir cela – mais il me semblera j'en suis sûr d'avance que cette oeuvre soit trop importante pour que j'en veuille en échange.

Mais si vous voulez la garder pour nous, mon frère la vous prendra, ce que je lui ai immédiatement demandé, si vous voulez à la première occasion et espérons que cela sera sous bien peu.

Car nous chercherons encore une fois à presser la possibilité de votre venue.

Je dois vous dire que même pendant le travail je ne cesse à songer à cette entreprise de fonder un atelier ayant vous-même et moi pour habitants fixes mais dont nous désirerons tous les deux faire un abri et un asile pour les copains au moments où ils se trouveront acculés dans leur lutte. Lorsque vous êtes parti de Paris [3] mon frère et moi y avons encore passé ensemble un temps qui me demeurera toujours

View
Original text + line endings

1r:1
Mon cher Gauguin,
ce matin j'ai reçu votre excellente lettre
que j'ai derechef envoyé à mon frère; [1] votre conception
de l'impressioniste en général, dont votre portrait [2]
est un symbole, est saisissante. Je suis on ne peut
plus intrigué de voir cela – mais il me semblera
j'en suis sûr d'avance que cette oeuvre soit trop
importante pour que j'en veuille en échange.

Mais si vous voulez la garder pour nous, mon
frère la vous prendra, ce que je lui ai immédiatement
demandé, si vous voulez à la première occasion
et espérons que cela sera sous bien peu.

Car nous chercherons encore une fois à presser
la possibilité de votre venue.

Je dois vous dire que même pendant le travail
je ne cesse à songer à cette entreprise de
fonder un atelier ayant vous-même et moi

Source: Van Gogh Letters application

MODES

- Different displays for a single element
- Created with the “**Predicate**” in the ODD and declared in the HTML

Managing the Layout with HTML Templates

Letter number 1 from Paul d'Estournelles de Constant to Nicholas Murray Butler (August 15, 1914)


View
Reading version with critics ~

Lettre N° 1 (15 Août 1914)

La Démagogie militariste allemande. La mobilisation - La France récolte ce qu'elle a semé. Aux funérailles de Jaurès.

Annexe:

Texte de mon discours aux funérailles de Jaurès.



View
Index

■ ADD

Persons

[Jaurès, Jean](#)

Born 03 September 1859 in Castres
Died 31 July 1914 in Paris
Nationality: French
Gender: Male
Occupation: politician/writer/journalist
Education:
• École normale supérieure
• Lycée Louis-le-Grand
Affiliation:
• Member of the French National Assembly
• President of the Socialist Party
Main event(s):
◦ Assassinated by Raoul Villain (1914-07-31)

[Lettre suivante >](#)

PANELS

- Display of **multiple content at the same time**
- Shows **several layers of the encoding** at once

From left to right: transcription, facsimile, index (credit: Floriane Chiffolleau, DiScholEd)

Managing the Layout with HTML Templates

— — —

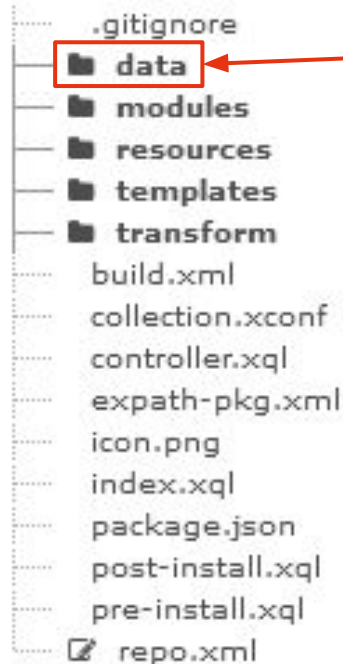
TOOLBAR

- Gives access to **extra content** (table of contents, metadata, licence, etc.)
- Transformation of the content of the **<teiHeader>**



Toolbar from the EHRI Online Editions TEI Publisher application

Structure of a TEI Publisher Application

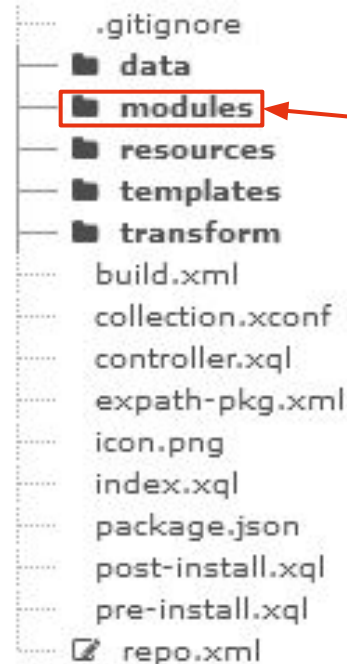


A file tree structure showing the organization of a TEI Publisher application. The root directory contains several subdirectories and files. The 'data' directory is highlighted with a red box, and a red arrow points from it to the right. The subdirectories are: .gitignore, data, modules, resources, templates, and transform. The files are: build.xml, collection.xconf, controller.xql, expath-pkg.xml, icon.png, index.xql, package.json, post-install.xql, pre-install.xql, and repo.xml.

- .gitignore
- data
- modules
- resources
- templates
- transform
- build.xml
- collection.xconf
- controller.xql
- expath-pkg.xml
- icon.png
- index.xql
- package.json
- post-install.xql
- pre-install.xql
- repo.xml

- All uploaded **XML files**, organized in **collections**

Structure of a TEI Publisher Application

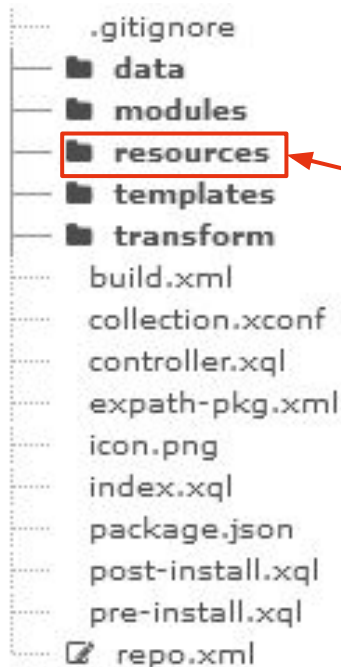


A file structure diagram for a TEI Publisher application. It shows a root directory with several subdirectories and files. The subdirectories are .gitignore, data, modules, resources, templates, and transform. The files are build.xml, collection.xconf, controller.xql, expath-pkg.xml, icon.png, index.xql, package.json, post-install.xql, pre-install.xql, and repo.xml. The 'modules' directory is highlighted with a red box, and a red arrow points from it to the text 'App configuration files'.

- .gitignore
- data
- modules
- resources
- templates
- transform
- build.xml
- collection.xconf
- controller.xql
- expath-pkg.xml
- icon.png
- index.xql
- package.json
- post-install.xql
- pre-install.xql
- repo.xml

- All uploaded XML files, organized in collections
- App **configuration files**

Structure of a TEI Publisher Application

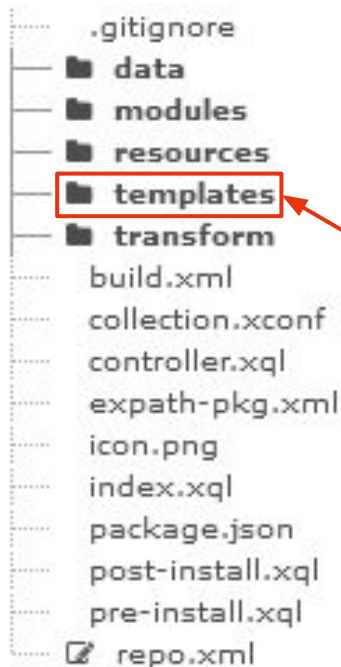


A file tree structure showing the organization of a TEI Publisher application. The tree includes a root directory with several subdirectories and files. The 'resources' directory is highlighted with a red box, and a red arrow points from it to the third bullet point in the list on the right.

- .gitignore
- data
- modules
- resources**
- templates
- transform
- build.xml
- collection.xconf
- controller.xql
- expath-pkg.xml
- icon.png
- index.xql
- package.json
- post-install.xql
- pre-install.xql
- repo.xml

- All uploaded XML files, organized in collections
- App configuration files
- CSS files, TEI Publisher ODD, fonts, app images (facsimiles are hosted on a IIIF server)

Structure of a TEI Publisher Application



```
.gitignore
data
modules
resources
templates
transform
build.xml
collection.xconf
controller.xql
expath-pkg.xml
icon.png
index.xql
package.json
post-install.xql
pre-install.xql
repo.xml
```

- All uploaded XML files, organized in collections
- App configuration files
- CSS files, TEI Publisher ODD, fonts, app images (facsimiles are hosted on a IIIF server)
- **HTML** templates

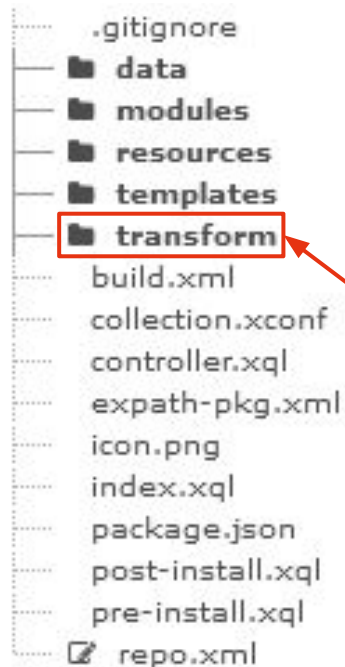


HTML templates included in a basic TEI Publisher application



HTML templates in the DiSchoEd app
(credit: Floriane Chiffolleau)

Structure of a TEI Publisher Application



- All uploaded XML files, organized in collections
- App configuration files
- CSS files, TEI Publisher ODD, fonts, app images (facsimiles are hosted on a IIIF server)
- HTML templates
- **Transformation files** → modified automatically with the ODD

Structure of a TEI Publisher Application

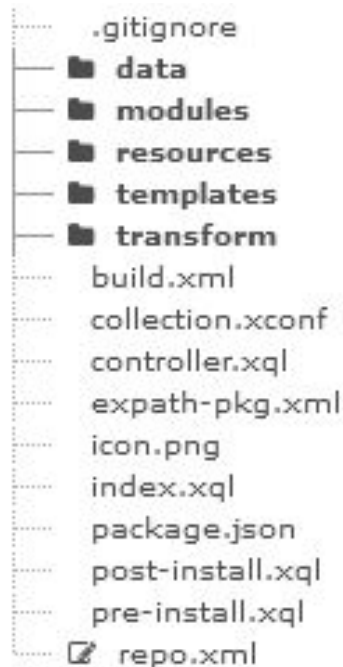


A file tree diagram showing the structure of a TEI Publisher Application. The tree is rooted at the top left and branches out to the right. The root directory contains several subdirectories and files. The subdirectories are: .gitignore, data, modules, resources, templates, and transform. The files are: build.xml, collection.xconf, controller.xql, expath-pkg.xml, icon.png, index.xql, package.json, post-install.xql, pre-install.xql, and repo.xml. The files collection.xconf and index.xql are highlighted with red boxes. A red arrow points from the bullet point 'Facets management' to the index.xql file.

- .gitignore
- data
- modules
- resources
- templates
- transform
- build.xml
- collection.xconf
- controller.xql
- expath-pkg.xml
- icon.png
- index.xql
- package.json
- post-install.xql
- pre-install.xql
- repo.xml

- All uploaded XML files, organized in collections
- App configuration files
- CSS files, TEI Publisher ODD, fonts, app images (facsimiles are hosted on a IIIF server)
- HTML templates
- Transformation files → modified automatically with the ODD
- **Facets** management

Structure of a TEI Publisher Application



- All uploaded XML files, organized in collections
- App configuration files
- CSS files, TEI Publisher ODD, fonts, app images (facsimiles are hosted on a IIIF server)
- HTML templates
- Transformation files → modified automatically with the ODD
- Facets management
- **All the other files should not be modified**

Workshop

Log in

- Go to the “Try it” section on the TEI Publisher website, you should arrive [here](#)

The screenshot shows the TEI Publisher website. The top navigation bar includes the TEI Publisher logo, links for Start, Documentation, News, DTS, a GitHub icon, an 'Enter Query' search bar, a language dropdown set to 'English', and a 'Login' button highlighted with a red box. Below the navigation bar is a banner for 'The Instant Publishing Toolbox'. A dark grey box on the right of the banner contains the text: 'Log in as **tei-demo** with password **demo** to experiment with your own files and ODDs'. The main content area is divided into three sections. On the left is a sidebar with filters: 'Sort by Title', 'Query scope Search content', 'Enter Query' with a search icon, 'SEARCH', and 'Genre' with checkboxes for 'Documentation' (2) and 'Drama' (1). The middle section features two document cards. The first card, 'TEI Publisher Demo Collection', has a thumbnail of stacked books and a description: 'Documents demonstrating various features. The selection is in no way comprehensive but represents a subset of what is possible. Please contribute your own use cases to complement this.' The second card, 'Playground', has a thumbnail of a person on a swing and a description: 'A writable collection into which you can upload your own documents for testing.' On the right is a section titled 'ODD Files' containing three entries: 'Serafin Letters' (15th c. manuscript correspondence with parallel translation), 'DOCX Output Preview' (A test ODD to preview TEI imported from Word docx), and 'Graves' Letters' (Modern correspondence with visualization of prosopographical and geographical information). Each entry has a list icon and an edit icon.

Log in

- Go to the “Try it” section on the TEI Publisher website, you should arrive here
- Log in as **tei-demo** (password: **demo**) to have access to the “**Admin**” menu

The screenshot shows the TEI Publisher website. The top navigation bar includes links for Start, Documentation, News, DTS, and Admin (highlighted with a blue box). A search bar and language selector (English) are also present. A red box highlights the user status 'Logged in as tei-demo' in the top right corner. A blue arrow points from the 'Admin' link to the 'Try it' section of the main content area. A red arrow points from the 'Log in as tei-demo' status to a dark grey box containing the login instructions: 'Log in as **tei-demo** with password **demo** to experiment with your own files and ODDs'. The main content area is titled 'The Instant Publishing Toolbox' and features a 'Documents' section with a search bar and a list of documents. The 'TEI Publisher Demo Collection' is highlighted, showing a stack of books and the text: 'Documents demonstrating various features. The selection is in no way comprehensive but represents a subset of what is possible. Please contribute your own use cases to complement this.' Below it is the 'Playground' section, showing a person on a swing and the text: 'A writable collection into which you can upload your own documents for testing.' On the right side, there is an 'ODD Files' section with a 'REGENERATE ALL ODDs (SLOW)' button and a list of files: 'Serafin Letters', '15th c. manuscript correspondence with parallel translation', 'DOCX Output Preview', 'A test ODD to preview TEI imported from Word docx', and 'Graves' Letters'.

Navigating the Demos

- Click on **“TEI Publisher Demo Collection”**

The screenshot shows the TEI Publisher web interface. The header includes the TEI Publisher logo, navigation links (Start, Documentation, News, DTS, Admin), a search bar, and a language selector (English). The main title is 'The Instant Publishing Toolbox'. A sidebar on the left contains a 'Documents' section with a 'Sort by' dropdown (set to 'Title'), a 'Query scope' dropdown (set to 'Search content'), an 'Enter Query' field, and a 'Genre' section with checkboxes for 'Documentation' (2) and 'Drama' (1). The main content area displays two cards: 'TEI Publisher Demo Collection' (highlighted with a red box) and 'Playground'. The 'TEI Publisher Demo Collection' card features an image of stacked books and the text: 'Documents demonstrating various features. The selection is in no way comprehensive but represents a subset of what is possible. Please contribute your own use cases to complement this.' The 'Playground' card features an image of a person on a swing and the text: 'A writable collection into which you can upload your own documents for testing.' On the right, there is an 'ODD Files' section with a 'REGENERATE ALL ODDS (SLOW)' button and a list of files: 'Serafin Letters' (15th c. manuscript correspondence with parallel translation), 'DOCX Output Preview' (A test ODD to preview TEI imported from Word docx), and 'Graves' Letters'.

Navigating the Demos

- Click on "TEI Publisher Demo Collection"
- Browse through the demos

The screenshot shows the TEI Publisher web interface. The top navigation bar includes the TEI Publisher logo, links for Start, Documentation, News, DTS, and Admin, a search bar labeled "Enter Query", a language dropdown set to English, and a login status "Logged in as tei-demo". Below the navigation bar is a banner for "The Instant Publishing Toolbox".

The main content area is divided into two sections. On the left, under the "Documents" header, there is a sidebar with "Sort by Title", "Query scope Search content", and a "Genre" list with checkboxes for Drama (1), Letters and Correspondence (9), Lexicons and Dictionaries (2), and Prose (5). A red arrow points from the "Browse through the demos" bullet point to the "1" next to "Letters and Correspondence".

The main document list shows "Found 21 items". A red box highlights the pagination controls: "< 1 2 3 >". The first document is "Letter #6 from Robert Graves to William Graves (at Dundle School) November 15, 1957" by Licence. It includes a description: "A 20th century manuscript letter from Robert Graves where emphasis has been put on visualizing rich encoding of semantic information in the letter, in particular geographic and prosopographical data. The map is displayed with a pb-leaflet component." and a "DOWNLOAD" button. The second document is "Mauritius Ferber to Ioannes Dantiscus, 1528, Heilsberg" by Correspondence of Ioannes Dantiscus, with a snippet of Latin text: "Anna Skolimowska, Magdalena Turska, Katarzyna Jasińska-Zdun Non mediocrem accepimus voluptatem, cum Dominationis Vestrae in has communis".

On the right, the "ODD Files" section contains a "REGENERATE ALL ODDS (SLOW)" button and three entries: "Serafin Letters" (15th c. manuscript correspondence with parallel translation), "DOCX Output Preview" (A test ODD to preview TEI imported from Word docx), and "Graves' Letters" (Modern correspondence with visualization of prosopographical and geographical information).

Navigating the Demos

- Click on "TEI Publisher Demo Collection"
- Browse through the demos
- Or do a faceted search

The screenshot displays the TEI Publisher web interface. At the top, a dark navigation bar contains the 'tei Publisher' logo, links for 'Start', 'Documentation', 'News', 'DTS', and 'Admin', a search bar labeled 'Enter Query', a language selector set to 'English', and a user login status 'Logged in as tei-demo'. Below this, a banner for 'The Instant Publishing Toolbox' is visible. A dark blue 'Documents' header is present. The main content area shows a search results page with 'Found 21 items'. On the left, a faceted search sidebar is highlighted with a red box and an arrow from the text 'Or do a faceted search'. This sidebar includes a 'Sort by' dropdown set to 'Title', a 'Query scope' dropdown set to 'Search content', an 'Enter Query' search bar, and a 'Genre' section with checkboxes and counts: Drama (1), Letters and Correspondence (9), Lexicons and Dictionaries (2), and Prose (5). The main results area displays two items: 'Letter #6 from Robert Graves to William Graves (at Dundle School) November 15, 1957' and 'Mauritius Ferber to Ioannes Dantiscus, 1528, Heilsberg'. The right sidebar, titled 'ODD Files', contains a 'REGENERATE ALL ODDS (SLOW)' button and a list of files including 'Serafin Letters', 'DOCX Output Preview', and 'Graves' Letters', each with a menu icon.





Navigating the Demos






- Click on "TEI Publisher Demo Collection"
- Browse through the demos
- Or do a faceted search
- Select the demo you want to see

The screenshot displays the TEI Publisher web interface. At the top, a dark navigation bar contains the 'tei Publisher' logo, links for 'Start', 'Documentation', 'News', 'DTS', and 'Admin', a search bar labeled 'Enter Query', a language selector set to 'English', and a user status indicator 'Logged in as tei-demo'. Below this, a banner for 'The Instant Publishing Toolbox' is visible. A dark overlay on the right side of the banner contains the text: 'Log in as **tei-demo** with password **demo** to experiment with your own files and ODDs'. The main content area is divided into a left sidebar and a central document view. The sidebar, titled 'Documents', includes a 'Sort by' dropdown set to 'Title', a 'Query scope' dropdown set to 'Search content', an 'Enter Query' search bar, and a 'Genre' faceted search section with checkboxes for 'Drama' (1), 'Letters and Correspondence' (9), 'Lexicons and Dictionaries' (2), and 'Prose' (5). The central document view shows a list of 21 items, with the second item selected. This item is highlighted with a red rectangular box and is titled 'Letter #6 from Robert Graves to William Graves (at Dundle School) November 15, 1957'. Below the title, it indicates 'Licence' and provides a description: 'A 20th century manuscript letter from Robert Graves where emphasis has been put on visualizing rich encoding of semantic information in the letter, in particular geographic and prosopographical data. The map is displayed with a pb-leaflet component.' A 'DOWNLOAD' button is visible below the description. To the right of the document list, an 'ODD Files' sidebar lists three files: 'Serafin Letters' (15th c. manuscript correspondence with parallel translation), 'DOCX Output Preview' (A test ODD to preview TEI imported from Word docx), and 'Graves' Letters' (Modern correspondence with visualization of prosopographical and geographical information).

Navigating the Demos

- Click on "TEI Publisher Demo Collection"
- Browse through the demos
- Or do a faceted search
- Select the demo you want to see

 Start Documentation News DTS Download Admin  Enter Query  Language English  Logged in as tei-demo

Letter #6 from Robert Graves to William Graves (at Oundle School) November 15, 1957

Dearest Wm : November 15, 1957

Good luck in your interview. If you are wholly at your ease - and why not? - all will go well. But try to raise some sort of enthusiasm for your proposed career: dont-care-ism doesn't go down well.

There's never been so wet a November since - since last time - but we have had about three sunny days, and I even bathed three days ago at [Can Floque](#). The best news is getting 3 bottles of butagaz smuggled from [France](#), which means no more dirty carbon in the kitchen until the supply gives out.

We hope to spend a few days in [Austria](#) with [Jenny](#) on the way to [Jugland](#), but she is all snarled up with the [Bevan](#) libel case (on November 21st) & doesn't answer letters. She was very nice to [Lucia](#) and [Juan](#) on the way through.

I expect my *Goodbye To All That* will create a stir again as it did in 1929 when it first came out - [Canellun](#) was built on the spoils. The *Sunday Express* reviewer cabled could be fly out & interview me. I

Places

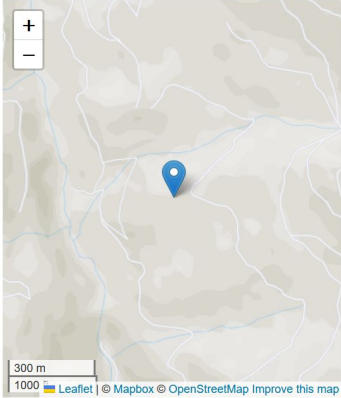
Austria
Location: 47.516231 14.55007247.516231 14.550072
Austria

Balearic Islands
Location: 39.534179 2.8577139.534179 2.85771
Balearic Islands, Spain

Barcelona
Location: 41.385064 2.17340341.385064 2.173403
Barcelona, Catalonia, Spain

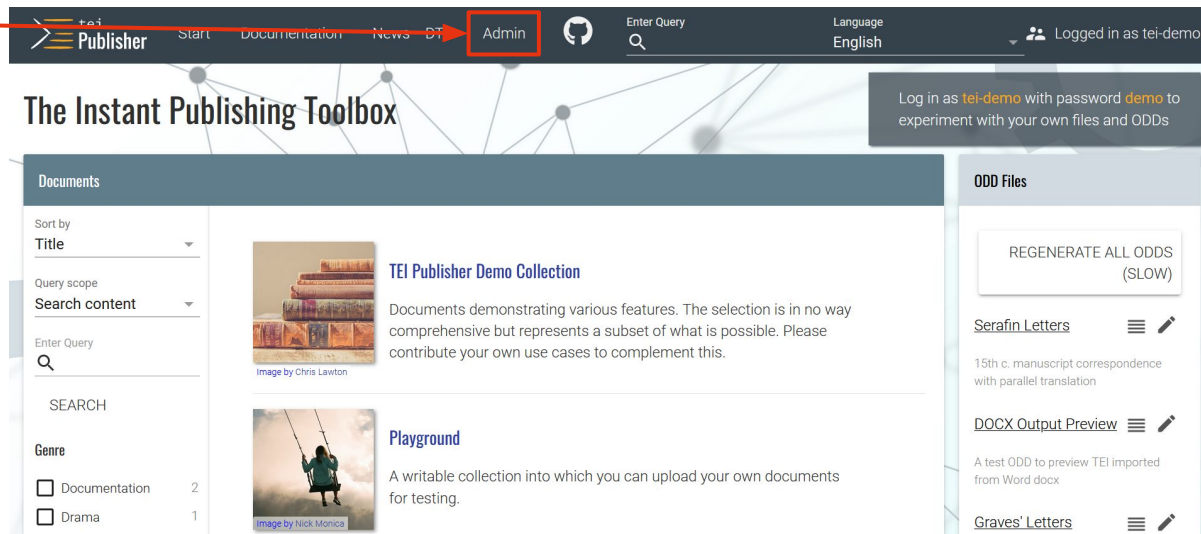
Bell Rock House
Location: 56.450487 -2.88164456.450487 -2.881644
Angus, Scotland, United Kingdom

Can Floque



Generating a TEI Publisher Application

- Go to the “**Admin**” menu

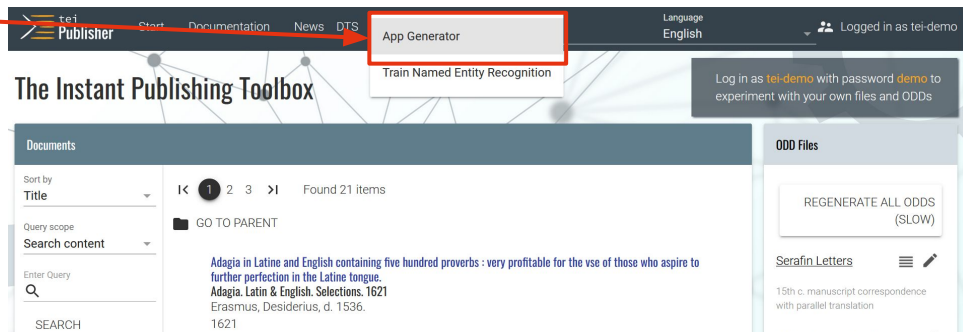


The screenshot shows the TEI Publisher application interface. The top navigation bar includes links for Start, Documentation, News, and **Admin** (highlighted with a red box and an arrow from the bullet point). The main header reads "The Instant Publishing Toolbox". A login prompt states: "Log in as **tei-demo** with password **demo** to experiment with your own files and ODDs". The interface is divided into three main sections:

- Documents**: A sidebar on the left contains filters for "Sort by" (Title), "Query scope" (Search content), "Enter Query" (with a search icon), and "Genre" (Documentation: 2, Drama: 1). The main content area displays two collections: "TEI Publisher Demo Collection" (with a stack of books image) and "Playground" (with a person on a swing image).
- ODD Files**: A sidebar on the right contains a "REGENERATE ALL ODDS (SLOW)" button and a list of ODD files: "Serafin Letters", "DOCX Output Preview", and "Graves' Letters", each with a menu icon and a pencil icon.

Generating a TEI Publisher Application

- Go to the "Admin" menu
- Select "**App Generator**"



Generating a TEI Publisher Application

- Go to the "Admin" menu
- Select "App Generator"
- Select an **ODD** → **TEI Publisher Base**

App Generator

Select ODD

- ☐ Serafin Letters
- ☐ DOCX Output Preview
- ☐ Graves' Letters
- ☐ ODD_TIMEUS
- ☐ Dantiscus' Letters
- ☐ Erasmus Adagia
- ☐ Potocki Moralia
- ☐ Deutsches Textarchiv
- ☐ EBBE
- ☐ DOCX Import
- ☐ TEI Publisher Customization for ODD Authoring
- ☐ Annotations
- ☒ **TEI Publisher Base**
- ☐ Dantiscus' Letters Demo
- ☐ Bogactwa mowy polskiej
- ☐ TEI Lex-0
- ☐ Shakespeare Plays
- ☐ Lelewel Letters
- ☐ Van Gogh Letters
- ☐ JATS
- ☐ Docbook v5
- ☐ Sunte Marien Wordegard
- ☐ ZGT

Generating a TEI Publisher Application

- Go to the "Admin" menu
- Select "App Generator"
- Select an ODD → TEI Publisher Base
- Create a **URL** for your application → <https://teipublisher.com/exist/apps/eidaworkshop/index.html>
<https://teipublisher.com/exist/apps/eidaworkshop/index.html>

URL to uniquely identify the app

<https://teipublisher.com/exist/apps/eidaworkshop/index.html>

Short name to be used in URLs and file names

eidaworkshop

Name of subcollection to hold TEI documents

data

Title of the app which will be shown e.g. in the dashboard

EiDA Workshop

Generating a TEI Publisher Application

- Go to the "Admin" menu
- Select "App Generator"
- Select an ODD → TEI Publisher Base
- Create a URL for your application → <https://teipublisher.com/exist/apps/eidaworkshop/index.html>
- Enter the **name** of your application → **eidaworkshop**

URL to uniquely identify the app

<https://teipublisher.com/exist/apps/eidaworkshop/index.html>

Short name to be used in URLs and file names

eidaworkshop

Name of subcollection to hold TEI documents

data

Title of the app which will be shown e.g. in the dashboard

EiDA Workshop

Generating a TEI Publisher Application

- Go to the "Admin" menu
- Select "App Generator"
- Select an ODD → TEI Publisher Base
- Create a URL for your application → <https://teipublisher.com/exist/apps/eidaworkshop/index.html>
- Enter the name of your application → eidaworkshop
- Enter the name of the **collection holding the XML files** → **data**

URL to uniquely identify the app

<https://teipublisher.com/exist/apps/eidaworkshop/index.html>

Short name to be used in URLs and file names

eidaworkshop

Name of subcollection to hold TEI documents

data

Title of the app which will be shown e.g. in the dashboard

EiDA Workshop

Generating a TEI Publisher Application

- Go to the "Admin" menu
- Select "App Generator"
- Select an ODD → TEI Publisher Base
- Create a URL for your application →
`https://teipublisher.com/exist/apps/eidaworkshop/index.html`
- Enter the name of your application → `eidaworkshop`
- Enter the name of the collection holding the XML files → `data`
- Enter the **title** of your application → **EiDA Workshop**

URL to uniquely identify the app

`https://teipublisher.com/exist/apps/eidaworkshop/index.html`

Short name to be used in URLs and file names

`eidaworkshop`

Name of subcollection to hold TEI documents

`data`

Title of the app which will be shown e.g. in the dashboard

EiDA Workshop

Generating a TEI Publisher Application

- Go to the "Admin" menu
- Select "App Generator"
- Select an ODD → TEI Publisher Base
- Create a URL for your application → <https://teipublisher.com/exist/apps/eidaworkshop/index.html>
- Enter the name of your application → eidaworkshop
- Enter the name of the collection holding the XML files → data
- Enter the title of your application → EiDA Workshop
- **Keep the prefilled parameters**

Choose the HTML template to be used as default

HTML Template

Default single text layout

Choose what is shown by default when browsing text: a single page or an entire division. Display by page requires that the TEI is properly marked up with <teipb> tags.

Default View

By division (chapter/section...)

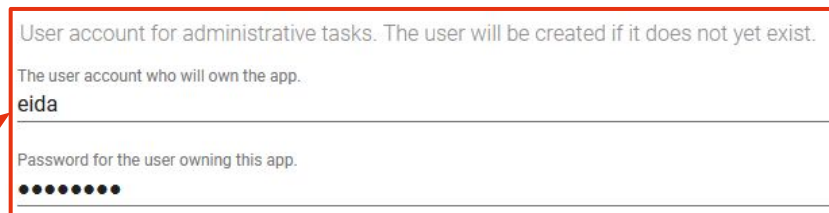
Define the smallest block on which a full text index is created. For documents organized into divisions, choosing 'Create on division' is usually best. If there are no divisions, choose 'Create on text'.

Default Full Text Index

Create on division

Generating a TEI Publisher Application

- Go to the "Admin" menu
- Select "App Generator"
- Select an ODD → TEI Publisher Base
- Create a URL for your application → <https://teipublisher.com/exist/apps/eidaworkshop/index.html>
- Enter the name of your application → eidaworkshop
- Enter the name of the collection holding the XML files → data
- Enter the title of your application → EiDA Workshop
- Keep the prefilled parameters
- Determine a **user account** (**eida**) and **password** (**workshop**) for your application



User account for administrative tasks. The user will be created if it does not yet exist.

The user account who will own the app.

eida

Password for the user owning this app.

•••••

 SAVE/GENERATE

Generating a TEI Publisher Application

- Go to the "Admin" menu
- Select "App Generator"
- Select an ODD → TEI Publisher Base
- Create a URL for your application → <https://teipublisher.com/exist/apps/eidaworkshop/index.html>
- Enter the name of your application → eidaworkshop
- Enter the name of the collection holding the XML files → data
- Enter the title of your application → EiDA Workshop
- Keep the prefilled parameters
- Determine a user account (eida) and password (workshop) for your application
- Click on "SAVE/GENERATE"

User account for administrative tasks. The user will be created if it does not yet exist.

The user account who will own the app.

eida

Password for the user owning this app.

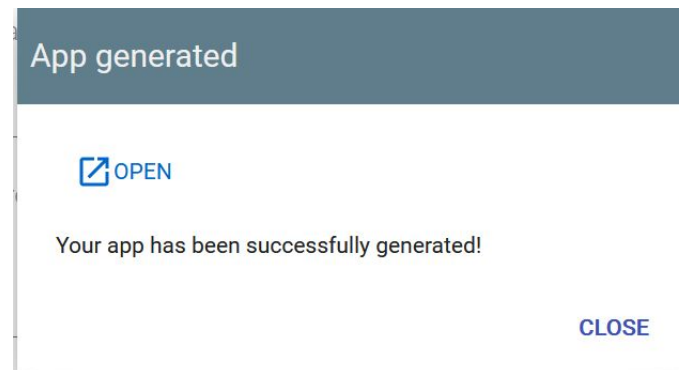
••••••••



SAVE/GENERATE

Generating a TEI Publisher Application

- Go to the "Admin" menu
- Select "App Generator"
- Select an ODD → TEI Publisher Base
- Create a URL for your application → <https://teipublisher.com/exist/apps/eidaworkshop/index.html>
- Enter the name of your application → eidaworkshop
- Enter the name of the collection holding the XML files → data
- Enter the title of your application → EiDA Workshop
- Keep the prefilled parameters
- Determine a user account (eida) and password (workshop) for your application
- Click on "SAVE/GENERATE"



Managing Files in the Web Interface

The screenshot displays a web interface for managing documents. On the left, a sidebar contains filters for 'Sort by' (set to 'Title'), 'Query scope' (set to 'Search content'), a search bar with the text 'SEARCH', and a 'Language' section with a checkbox for 'deu' and a count of '2'. The main area shows a list of two items, both titled 'Das Phantom' and 'Komödie in drei Akten' by 'Bahr Hermann'. Each item has a 'Licence' link and a 'DOWNLOAD' button. A red box highlights the delete icon (a trash can) for the first item, with a red arrow pointing to it and the text 'Click to delete'. On the right, a red-bordered box labeled 'Upload' contains an 'UPLOAD' button and instructions: 'Drop .xml, .tei, .odd, .docx, .md, .mei files here to upload.' A red arrow points to this box with the text 'Drag and drop'.

Documents

Sort by
Title

Query scope
Search content



Enter Query
Q

SEARCH

Language
☐ deu 2



Found 2 items

Das Phantom
Komödie in drei Akten
Bahr Hermann
Vollständige digitalisierte Ausgabe.
Licence


  DOWNLOAD

Click to delete

Das Phantom
Komödie in drei Akten
Bahr Hermann
Vollständige digitalisierte Ausgabe.
Licence

  DOWNLOAD

Upload

 **UPLOAD**

Drop .xml, .tei, .odd,
.docx, .md, .mei files
here to upload.

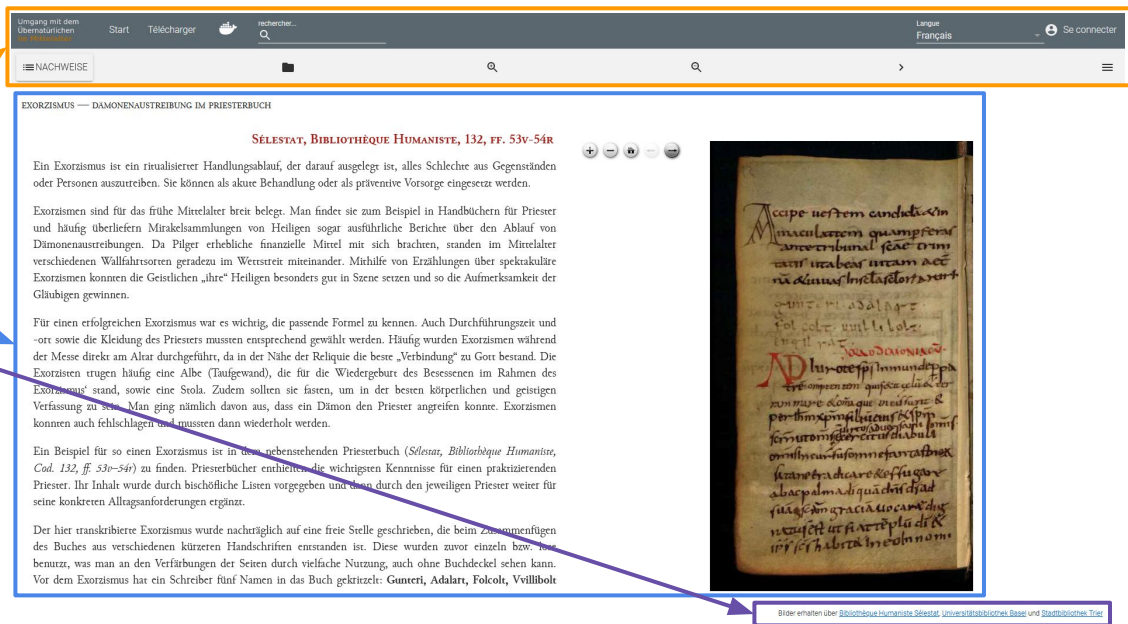
Drag and drop

Filling in the Static Templates: HTML Basics

Main composition of an HTML file:

- **<head>**
- **<body>**
- **<foot>**

To add your text, position yourself in the **<body>**



WARNING: This is not a static page and serves only as an example

Filling in the Static Templates: HTML Basics

Adding a **text division** → `<div>`

Adding a **heading** → `<h1>` `<h2>` `<h3>` `<h4>` `<h5>` `<h6>`

Adding a **paragraph** → `<p>`

Creating a **list** (with bullet points) → ``

Creating an **ordered list** (with numbers or letters) → ``

Adding an **item** within a list → ``

Adding a **link** → ``



Opens the link in a new window or tab

Online Resources

On Digital Publishing

Burnard, L. (2014). *What is the Text Encoding Initiative? How to Add Intelligent Markup to Digital Resources*. OpenEdition Press. DOI: [10.4000/books.oep.426](https://doi.org/10.4000/books.oep.426).

Chagué, A., & Chiffolleau, F. (March 2021). *An Accessible and Transparent Pipeline for Publishing Historical Egodocuments* [Communication]. What's Past is Prologue, The NewsEye International Conference, online. <https://hal.science/hal-03180669>.

Driscoll, M., & Pierazzo, E. (Eds.). (2016). *Digital Scholarly Editing: Theories and Practices*. OpenBook Publishers. DOI: [10.11647/OBP.0095](https://doi.org/10.11647/OBP.0095).

Pierazzo, E. (2019). What Future for Digital Scholarly Editions? From Haute Couture to Prêt-à-Porter. *International Journal of Digital Humanities*, 1(2), 209-220. DOI: [10.1007/s42803-019-00019-3](https://doi.org/10.1007/s42803-019-00019-3).

Scheithauer, H., Chagué, A., & Romary, L. (November 2021). *From eScriptorium to TEI Publisher* [Communication]. Brace Your Digital Scholarly Edition!, Berlin. <https://inria.hal.science/hal-03538115>.

On TEI Publisher

TEI Publisher Documentation : <https://teipublisher.com/exist/apps/tei-publisher/documentation>.

Chiffolleau, F. (2020, December 4). Publication of my Digital Edition – Working with TEI Publisher. *Digital Intellectuals*. <https://digitalintellectuals.hypotheses.org/3912>.

Chiffolleau, F. (2021, June 16). Publication of my Digital Edition – Developing my TEI Publisher Application. *Digital Intellectuals*. <https://digitalintellectuals.hypotheses.org/4173>.

Chiffolleau, F. (2021, December 10). Publication of my Digital Edition – Online Launch of the TEI Publisher Application. *Digital Intellectuals*. <https://digitalintellectuals.hypotheses.org/4399>.

Scalbert, S. (2023, June 29). Overcoming Challenges in DiScholEd's Development: A Journey of Problem-Solving and Design Enhancements. *Digital Intellectuals*.
<https://digitalintellectuals.hypotheses.org/4948>.

Examples of TEI Publisher Instances

— — —

TEI Publisher Project Registry : <https://www.e-editiones.org/map/>

DiScholEd : <https://discholed.huma-num.fr/exist/apps/discholed/index.html>

Van Gogh Letters : <https://teipublisher.com/exist/apps/vangogh/index.html>

Umgang mit dem Übernatürlichen im Mittelalter () : <https://daemon.libripendis.eu/>

Shakespeare's Plays : <https://teipublisher.com/exist/apps/shakespeare-pm/index.html>

When the Wall Came Down : <https://teipublisher.com/exist/apps/dodis-facets/index.html>

TraveLab : <https://teipublisher.info/exist/apps/TraveLab/Benjamin%20of%20Tudela.xml>

Solomon Project : <https://tei.mittelalter.uni-tuebingen.de/exist/apps/salomon/Salomon3.xml>

Johann Conrad Fischer () : <https://johannconradfischer.com/de/travels>

Thank you for your attention!

Any questions?

Contact: [sarah.beniere\[at\]inria.fr](mailto:sarah.beniere[at]inria.fr)