



HAL
open science

Seedability: optimizing alignment parameters for sensitive sequence comparison

Lorraine a K Ayad, Rayan Chikhi, Solon P Pissis

► To cite this version:

Lorraine a K Ayad, Rayan Chikhi, Solon P Pissis. Seedability: optimizing alignment parameters for sensitive sequence comparison. *Bioinformatics Advances*, 2023, 3 (1), 10.1093/bioadv/vbad108 . hal-04385612

HAL Id: hal-04385612

<https://inria.hal.science/hal-04385612>

Submitted on 10 Jan 2024

HAL is a multi-disciplinary open access archive for the deposit and dissemination of scientific research documents, whether they are published or not. The documents may come from teaching and research institutions in France or abroad, or from public or private research centers.

L'archive ouverte pluridisciplinaire **HAL**, est destinée au dépôt et à la diffusion de documents scientifiques de niveau recherche, publiés ou non, émanant des établissements d'enseignement et de recherche français ou étrangers, des laboratoires publics ou privés.



Distributed under a Creative Commons Attribution 4.0 International License

Sequence analysis

Seedability: optimizing alignment parameters for sensitive sequence comparison

Lorraine A.K. Ayad ^{1,*}, Rayan Chikhi^{2,*}, Solon P. Pissis^{3,4,*}

¹Department of Computer Science, Brunel University London, London UB8 3PH, UK

²G5 Sequence Bioinformatics, Institut Pasteur, Université Paris Cité, 75015 Paris, France

³Networks & Optimization, CWI, 1098 XG Amsterdam, The Netherlands

⁴Department of Computer Science, Vrije Universiteit, 1081 HV Amsterdam, The Netherlands

*Corresponding authors. Department of Computer Science, Brunel University London, London UB8 3PH, UK. E-mail: lorraine.ayad@brunel.ac.uk (L.A.K.A.); G5 Sequence Bioinformatics, Institut Pasteur, Université Paris Cité, 75015 Paris, France. E-mail: rayan.chikhi@pasteur.fr (R.C.); Networks & Optimization, CWI, 1098 XG Amsterdam, The Netherlands. E-mail: solon.pissis@cwi.nl (S.P.P.)

Associate Editor: Aida Ouangraoua

Abstract

Motivation: Most sequence alignment techniques make use of exact k -mer hits, called seeds, as anchors to optimize alignment speed. A large number of bioinformatics tools employing seed-based alignment techniques, such as *Minimap2*, use a single value of k per sequencing technology, without a strong guarantee that this is the best possible value. Given the ubiquity of sequence alignment, identifying values of k that lead to more sensitive alignments is thus an important task. To aid this, we present *Seedability*, a seed-based alignment framework designed for estimating an optimal seed k -mer length (as well as a minimal number of shared seeds) based on a given alignment identity threshold. In particular, we were motivated to make *Minimap2* more sensitive in the pairwise alignment of short sequences.

Results: The experimental results herein show improved alignments of short and divergent sequences when using the parameter values determined by *Seedability* in comparison to the default values of *Minimap2*. We also show several cases of pairs of real divergent sequences, where the default parameter values of *Minimap2* yield no output alignments, but the values output by *Seedability* produce plausible alignments.

Availability and implementation: <https://github.com/lorrainea/Seedability> (distributed under GPL v3.0).

1 Introduction

Comparing genomic sequences is essential for genome-wide analyses, such as phylogenetic inference, genome annotation, and function prediction (Dewey 2012). Similarly, aligning protein sequences is required for template-based protein structure prediction and function annotation (Yan *et al.* 2013). Traditional techniques for global sequence alignments (Needleman and Wunsch 1970, Gotoh 1982), where entire sequences are to be compared, commonly use dynamic programming, which can be inefficient for very long sequences. This can also be particularly time-consuming when aligning a query sequence to a database of reference sequences, e.g. RefSeq (O'Leary *et al.* 2016).

Seed-based alignment techniques have become increasingly popular, due to their moderate resource requirements, in comparison to the traditional dynamic-programming-based methods, as well as maintaining a high alignment accuracy. Many seed-based techniques make use of k -mers (Luczak *et al.* 2019, Alser *et al.* 2021), which are short substrings of fixed length k . In a nutshell, when a reference k -mer is found within a query sequence, the match is referred to as a *hit* or *seed*. The well-known BLAST software (Altschul *et al.* 1990) uses k -mer seeds, which are then chained and extended to produce alignment(s) between target and query sequences. Spaced-seeds (binary patterns of

symbols 0 and 1, denoting a match and a wildcard, respectively) have also been used extensively to improve alignment results via higher sensitivity when compared to traditional seed-based techniques (Ma *et al.* 2002). For instance, Khiste and Ilie (2017) employ the notion of spaced-seeds for assembling PacBio data showing higher alignment detection sensitivity in comparison to pre-existing tools. Other less common sequence comparison techniques include employing the notion of longest common substring (Leimeister and Morgenstern 2014) or common absent words (Charalampopoulos *et al.* 2018), or even employing Fourier transformations (Yin and Yau 2015).

Roberts *et al.* (2004) introduced the idea of sampling seeds using minimizers, where only a small fraction of seeds need to be stored during computations. Minimizers can speed up string-matching computations by a large factor while missing only a small fraction of the matches found using all seeds. Intuitively, this is because, when a target sequence exactly matches a query sequence, the same minimizers are sampled from both sequences. *Minimap2* (Li 2018) is a versatile sequence alignment program that uses minimizers as seeds to compute alignments of DNA (or mRNA) sequences against a large set of reference sequences. Typical use cases of *Minimap2* include, among others, aligning sequence reads to a reference genome or constructing whole-genome alignments

Received: April 21, 2023. Revised: August 2, 2023. Editorial Decision: August 8, 2023. Accepted: August 10, 2023

© The Author(s) 2023. Published by Oxford University Press.

This is an Open Access article distributed under the terms of the Creative Commons Attribution License (<https://creativecommons.org/licenses/by/4.0/>), which permits unrestricted reuse, distribution, and reproduction in any medium, provided the original work is properly cited.

between two closely-related species (for instance, with divergence below $\sim 15\%$).

Minimap2 uses a default value for the seed length k , which can also be specified by the user on input. It should be clear that varying the length of seeds has an impact on the efficiency and the output alignments of Minimap2. For instance, setting a small value for k may increase alignment accuracy as it allows more seeds to be identified. However, this comes at the cost of increasing running time due to the increased number of identified seeds that require further processing. On the other hand, setting a large value for the seed length k reduces the running time but may result in poorer alignments and even in alignments that are entirely missed. We hypothesize that the performance of any seed-based alignment algorithm can be impacted by tuning the k value appropriately. Yet, it is unclear how a user may make an educated guess about setting k . Therefore, there is a need for an automated method for identifying appropriate values for k .

While optimizing the values for parameter k has been studied for genome assembly (Chikhi and Medvedev 2013), optimizing the seed length k appears to have only been studied for variants of BLAST (Gotea et al. 2003, Shirayev et al. 2007). To the best of our knowledge, recent methods for sequence comparison, in particular, Minimap2, have not received the same treatment. To aid this, we present *Seedability*, a framework designed for computing an optimal k -mer length as well as an accurate number of shared seeds between a unique given set of sequences.

In the following, we introduce a theoretical alignment framework and formulate the *Seedability* problem. The problem consists in finding optimal parameter values for an idealized version of seed-based alignment. The precise computational task is, given an alignment identity threshold, to estimate an optimal seed k -mer length as well as a minimal number t of shared seeds for aligning pairs of sequences in a given collection. One can then combine these parameter values to infer optimal parameter values in different alignment tools based on their underlying alignment mechanism. In particular, we demonstrate that the parameter values found by *Seedability* can be directly used to tune the alignment parameters for increasing the sensitivity of Minimap2 when aligning pairs of short sequences. We show, among others, that in this new regime, Minimap2 becomes capable of aligning sequences of lengths 200, 300, 500, or 1000 base pairs (bp) with a divergence of 25% with an average alignment success rate improvement of 0.57, 0.65, 0.68, and 0.12 points, respectively, compared to when using its default values with preset option `sr`.

The paper is organized as follows. In Section 2, we provide the necessary definitions and notation. In Section 3, we present the *Seedability* framework. In Section 4, we present our results. We conclude in Section 5.

2 Definitions and notation

A *string* (or *sequence*) x of length $|x| = m$ is an array $x[0 \dots m - 1]$, where every $x[i]$, $0 \leq i < m$, is a letter drawn from some fixed alphabet Σ . An *empty string* is the string of length 0, and it is denoted by ε . A string x is a *substring* (or *fragment*) of string y if there exist two strings u and v , such that $y = uxv$. When x is a substring of y , we say that x *occurs* in y . Each occurrence of x can be specified by a position in y . We say that x occurs at (the starting) position i in y when

$y[i \dots i + m - 1] = x$. A k -mer, for any integer $k > 0$, is a string from Σ^k . For any two strings x and y and an integer $k > 0$, we define a *seed* (or *hit*) of x and y , a pair (i, j) such that $x[i \dots i + k - 1]$ and $y[j \dots j + k - 1]$ is the same k -mer.

Given two strings x and y and an integer $k > 0$, we say that x and y *share t seeds*, for some integer $t \geq 0$, if and only if there exists a sequence i_1, \dots, i_t of t positions on x and a sequence j_1, \dots, j_t of t positions on y , such that all of the following hold: $x[i_1 \dots i_1 + k - 1] = y[j_1 \dots j_1 + k - 1], \dots, x[i_t \dots i_t + k - 1] = y[j_t \dots j_t + k - 1]$.

For example, given $x = \text{ACGTAGTAG}$, $y = \text{ACGAGTAGG}$, and $k = 3$, x and y share $t = 4$ seeds. This is because there exists a sequence 0, 4, 5, 6 of positions on x , and a sequence 0, 3, 4, 5 of positions on y such that $x[0 \dots 2] = y[0 \dots 2] = \text{ACG}$, $x[4 \dots 6] = y[3 \dots 5] = \text{AGT}$, $x[5 \dots 7] = y[4 \dots 6] = \text{GTA}$ and $x[6 \dots 8] = y[5 \dots 7] = \text{TAG}$.

Given a string x of length m and a string y of length n , the *Levenshtein distance* (or *edit distance*) (Levenshtein 1965), denoted by $\delta_L(x, y)$, is the minimum total number of elementary edit operations required to transform x into y . In particular, the elementary edit operations we consider are:

- *insertion*: insert a letter of y in x at a given position;
- *deletion*: delete a letter of x at a given position;
- *substitution*: substitute a letter of x at a given position by a letter of y .

For any two strings x, y , the distance $\delta_L(x, y)$, can be computed in $O(mn)$ time (Levenshtein 1965). An *alignment* between x and y is another string z on the alphabet of pairs of letters, more accurately on

$$(\Sigma \cup \{\varepsilon\}) \times (\Sigma \cup \{\varepsilon\}) \setminus \{(\varepsilon, \varepsilon)\},$$

whose projection on the first component is x and the projection on the second component is y . An insertion in z is represented by (ε, a) , $a \in \Sigma$; a deletion in z is represented by (a, ε) , $a \in \Sigma$; and a substitution in z is represented by (a, b) , $a, b \in \Sigma$ and $a \neq b$. The *cost* of an alignment z is the total number of insertions, deletions and substitutions in z . In our model, an alignment z is *optimal* if and only if its cost is precisely $\delta_L(x, y)$. The *alignment identity* $e_{x,y}(z)$ of an alignment z of x and y is defined as

$$e_{x,y}(z) = \frac{|x| - (\Sigma_{\text{sub}} + \Sigma_{\text{del}})}{|x| + \Sigma_{\text{ins}}},$$

where Σ_{sub} is the total number of substitutions, Σ_{del} is the total number of deletions, and Σ_{ins} is the total number of insertions in z . The alignment identity is computed by working out as a fraction, the number of matches in the alignment over the alignment length. Note that the alignment length is equal to $|x|$ plus the total number of insertions in z . The *divergence* $d_{x,y}(z)$ is the complementary notion and it is equal to $1 - e_{x,y}(z)$. When z is an optimal alignment of x, y , we call $e_{x,y}(z)$ and $d_{x,y}(z)$ the *optimal alignment identity* and the *optimal divergence*, respectively.

Given a string x and an integer $\kappa > 0$, a *minimizer* of x is a lexicographically smallest κ -mer in x . Given a string x and two integers $\kappa > 0$ and $w > 0$, the set of (κ, w) -minimizers of x is the set of positions of minimizers of all length- $(w + \kappa - 1)$ fragments of x . If more than one (κ, w) -minimizer exists in

one fragment, we can *consistently* sample one of them; e.g. we can always choose the leftmost one as the minimizer.

3 Methods

We start by formally defining the computational problem considered here. Let S be a set of input sequences. For presentation purposes, we will assume that all sequences in S have the same length. In practice, our algorithms will work on sequences that have different but similar lengths. We relate the proposed framework to the classic read-to-reference alignment framework (e.g. of Minimap2), where a set of input reads are to be aligned against several candidate positions of the reference. In such a scenario, one may convert a set S_d of input sequences, where sequences have different lengths, to another set S , where all sequences have the same length. For instance, one can create S such that it consists of all the length- W substrings of the sequences of S_d , where W is a chosen window length smaller than or equal to the shortest sequence in S_d . Thus, in the rest of this section, we will assume that all sequences have the same length.

Given S , we define the set $O_{\text{truth},e}$ as the set of all pairs of sequences (s_1, s_2) , $s_1, s_2 \in S$, such that s_1 and s_2 have optimal alignment identity greater than or equal to e . We now formally define the problem in scope:

Problem 1 (Seedability). *Given S and an alignment identity threshold e , compute a set O_{seed} of pairs of sequences from S and one pair (t, k) of values, for every pair of sequences in O_{seed} , such that the symmetric difference of O_{seed} and $O_{\text{truth},e}$ is minimized.*

By estimating a k -mer length for every pair of sequences in a given collection for a given alignment identity threshold, we can aggregate these k values to infer an optimal (κ, w) value for Minimap2. This is precisely the main application of our alignment framework in this article.

3.1 The Seedability algorithm

We propose the following algorithm, which we call *Seedability*, as a heuristic approach to address Problem 1.

Let S be a set $\{s_1, \dots, s_r\}$ of r sequences. The *Seedability* algorithm is a two-stage approach that is carried out for all $\min_k \leq k \leq \max_k$, where $[\min_k, \max_k]$ is defined by the user. The default value for \min_k is 3. The default value for \max_k is 15, which is the default value in Minimap2 for the length κ of minimizers. The two stages are:

- 1) Estimating e_{s_i, s_j} for all $i \neq j \in [1, r]$, $s_i, s_j \in S$;
- 2) Constructing the set O_{seed} .

The main idea of our algorithm is to use k -mers to identify seeds shared between the given pair of sequences. We then traverse through the seeds to *estimate* Σ_{ins} , Σ_{del} , and Σ_{sub} , thus *estimating* alignment identity e_{s_i, s_j} . Finally, for every pair of sequences (s_i, s_j) , we want to output one (t, k) value for which the corresponding e_{s_i, s_j} exceeds or equates to the alignment identity threshold e . If such a (t, k) value exists, then (s_i, s_j) is added to O_{seed} .

3.2 Estimating e_{s_i, s_j}

We next present the techniques which we employ to estimate t , the number of seeds shared by s_i and s_j , which allows us to then estimate e_{s_i, s_j} . Given a seed (p_i, p_j) on the pair of

sequences (s_i, s_j) , if $s_i[p_i \dots 1 \dots p_i + k] = s_j[p_j \dots 1 \dots p_j + k]$, then $(p_i + 1, p_j + 1)$ is the next chosen seed. This can be easily checked in constant time. If $s_i[p_i \dots 1 \dots p_i + k] \neq s_j[p_j \dots 1 \dots p_j + k]$, then the following steps are carried out:

- 1) Let s_i and s_j be two sequences, where s_{i_x} is an occurrence of k -mer α in s_i and s_{j_x} an occurrence of the same k -mer in s_j . Let us assume that the pair (s_{i_x}, s_{j_x}) is a previously selected seed. (Note that we can always start with a dummy seed $(-1, -1)$.) Then let s_{i_β} be the smallest occurrence of some k -mer β in s_i such that there exists an occurrence s_{j_β} of the same k -mer in s_j with $s_{i_\beta} > s_{i_x}$ and $s_{j_\beta} > s_{j_x}$. We find the occurrence of k -mer $\tau = \beta$ in s_j (see Fig. 1) such that $|(s_{i_\beta} - s_{i_x}) - (s_{j_\tau} - s_{j_x})|$ is minimized and $|(s_{i_\beta} - s_{i_x}) - (s_{j_\tau} - s_{j_x})| \leq k$. If this holds, for some s_{j_τ} , then the occurrences s_{i_β} and s_{j_τ} form a *candidate seed*. The inequality ensures that the pair of β occurrences to be selected as a candidate seed are at a similar distance from the corresponding α occurrences. For every s_{i_β} (we have $O(|s_i|)$ of them), this check can be implemented in $O(k)$ time due to the condition $|(s_{i_\beta} - s_{i_x}) - (s_{j_\tau} - s_{j_x})| \leq k$. This is because $s_{i_\beta}, s_{i_x}, s_{j_x}$ are fixed and the only unknown is s_{j_τ} .
- 2) Again, let us assume that the pair (s_{i_x}, s_{j_x}) is a previously selected seed. Let s_{j_γ} be the smallest occurrence of some k -mer γ in s_j such that there exists an occurrence s_{i_γ} in s_i with $s_{j_\gamma} > s_{j_x}$ and $s_{i_\gamma} > s_{i_x}$. We find the occurrence of k -mer $\rho = \gamma$ in s_i (see Fig. 2) such that $|(s_{j_\gamma} - s_{j_x}) - (s_{i_\rho} - s_{i_x})|$ is minimized and $|(s_{j_\gamma} - s_{j_x}) - (s_{i_\rho} - s_{i_x})| \leq k$. If this holds, for some s_{i_ρ} , then the occurrences s_{j_γ} and s_{i_ρ} form a *candidate seed*. This is precisely the symmetric computation of the first step. For every s_{j_γ} (we have $O(|s_j|)$ of them), this check can be implemented in $O(k)$ time due to the condition $|(s_{j_\gamma} - s_{j_x}) - (s_{i_\rho} - s_{i_x})| \leq k$.
- 3) The two candidate seeds are now compared to select one of them. Let the first one be $(s_{i_\beta}, s_{j_\tau})$ and the second one be $(s_{i_\rho}, s_{j_\gamma})$. If $|(s_{i_\beta} - s_{i_x}) - (s_{j_\tau} - s_{j_x})| \leq |(s_{i_\rho} - s_{i_x}) - (s_{j_\gamma} - s_{j_x})|$ then $(s_{i_\beta}, s_{j_\tau})$ forms the next seed, otherwise $(s_{i_\rho}, s_{j_\gamma})$ forms the next seed. We proceed to the computation of the next shared seed (by memorizing the one we have just computed as the new previously selected seed) until no other seed can be selected.

The computation of shared seeds, between every pair of sequences in S , using the two steps described above, allows us to estimate the alignment identity as follows. Let (s_{i_x}, s_{j_x}) and $(s_{i_\beta}, s_{j_\beta})$ be two consecutive encountered seeds. When a gap of

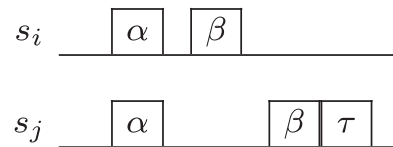


Figure 1. Step 1 of estimating e_{s_i, s_j} .

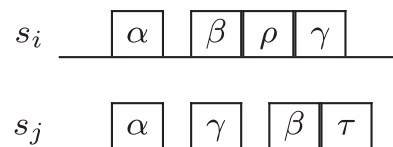


Figure 2. Step 2 of estimating e_{s_i, s_j} .

size less than k is encountered between the two seeds (i.e., $|(s_{i_p} - s_{i_s}) - (s_{j_p} - s_{j_s})| \leq k$), the number of letters within the gaps in s_i and s_j are added onto Σ_{sub} , Σ_{del} or Σ_{ins} . Specifically, if the size of the gap is the same in s_i and s_j , then Σ_{sub} is incremented by the size of the gap. If the size of the gap in s_i is larger than that in s_j then Σ_{sub} is incremented by the size of the gap in s_j and Σ_{del} is incremented by the difference in size of the gaps. If the size of the gap in s_j is larger than that in s_i then Σ_{sub} is incremented by the size of the gap in s_i and Σ_{ins} is incremented by the difference in size of the gaps. The computation of Σ_{sub} , Σ_{del} , and Σ_{ins} results in the estimation of e_{s_i, s_j} for the (t, k) values considered. The total number of shared seeds is $O(|s_i| + |s_j|)$ and so this computation takes $O(|s_i| + |s_j|)$ time. Overall, the whole computation takes $O(k(|s_i| + |s_j|))$ time for any pair $s_i, s_j \in S$ of sequences and any $k \in [\min_k, \max_k]$.

For example, let $s_i = \text{GCGTGATTTCG}$, $s_j = \text{GCGGATTGAG}$ and $k = 3$. Clearly, the first computed seed is $(s_{i_x}, s_{j_x}) = (0, 0)$ representing $\alpha = \text{GCG}$. Then, for the second seed, we have two candidates: the first candidate seed is $(s_{i_p}, s_{j_p}) = (3, 6)$ representing $\beta = \text{TGA}$ (Step 1); the second candidate seed is $(s_{i_r}, s_{j_r}) = (4, 3)$ representing $\gamma = \text{GAT}$ (Step 2). The chosen seed is $(s_{i_p}, s_{j_p}) = (4, 3)$ computed in Step 2.

Step 1	Step 2
$s_i = \text{GCGTGATTTCG}$	$s_i = \text{GCGTGATTTCG}$
$s_j = \text{GCGGATTGAG}$	$s_j = \text{GCGGATTGAG}$

Alignments z_1 and z_2 below show the final alignments if the first seed was chosen (z_1) in comparison to if the second seed was chosen (z_2). If the first seed is chosen, there are no further seeds identified in s_i and s_j , and the alignment identity is 6/13. If, however, the second seed is chosen, there is one further seed identified in s_i and s_j , and the alignment identity is 7/11 $>$ 6/13. In fact, this (z_2) is what our algorithm chooses.

z_1	z_2
GCG- - -TGATTTCG	GCGTGATTTCG-
GCGGATTGAG- - -	GCG- GATTGAG

3.3 Constructing the set O_{seed}

Recall that we aim at minimizing the symmetric difference between O_{seed} and $O_{\text{truth}, e}$. Since for every pair (s_i, s_j) , $s_i, s_j \in S$, we have computed the quantities e_{s_i, s_j} and (t, k) , we output a pair (t, k) of values for every pair (s_i, s_j) such that $e_{s_i, s_j} \geq e$, thus constructing O_{seed} .

As there could be many values of k satisfying $e_{s_i, s_j} \geq e$, we would like to choose among them a relatively large value (see Section 1). Let e_{best} be the highest alignment identity estimated over all considered k values for $s_i, s_j \in S$, and k_{best} be the k value corresponding to e_{best} . Further let δ be an optional input threshold parameter (with its default value set to 0.05). Then, we choose the maximum k value, which we denote by k_δ , such that $e_{\text{best}} - e_{k_\delta} \leq \delta$, where e_{k_δ} is the alignment identity computed for $k = k_\delta$. We do that by iterating k over $[k_{\text{best}}, k_{\text{max}}]$. The default value for δ and its usefulness is justified in the experiments.

In the next section, we show how the output of *Seedability* can be directly used to tune the alignment parameters of *Minimap2*.

4 Results

Seedability was implemented using the C++ programming language, taking in as input a set of sequences in multiFASTA format and an optional reference sequence in FASTA format. *Seedability* outputs optimal values for (t, k) either for the estimated alignment of all pairwise sequences or for the estimated alignment of the reference sequence and every sequence.

The source code is distributed under the GNU General Public License (GPL v3.0) at <https://github.com/lorrainea/Seedability>. We have conducted experiments on a computer using an Intel Core i5-8265U CPU, running at 1.60 GHz, equipped with 8GB of RAM, under GNU/Linux. *Seedability* was compiled with g++ version 9.3.0. *Minimap2* (Li 2018) is a widely-used bioinformatics tool for aligning DNA or mRNA sequences to a large reference database. To evaluate the accuracy of *Seedability*, we applied the output values of *Seedability* on *Minimap2* to check how alignment scores were impacted. This was carried out on both synthetic and real data.

4.1 Synthetic data

Synthetic data consisted of 100 pairs (x, y) of sequences with varying divergence threshold $d_{x,y}$, such that $0.05 \leq d_{x,y} \leq 0.25$, and varying average length $\ell \in \{10^2, 200, 300, 500, 10^3, 2000, 5000, 10^4, 15000\}$. The sequences were generated using the `generate_dataset` tool implemented as part of the Wavefront Alignment (WFA) tool (Marco-Sola et al. 2020).

Minimap2 has a wide range of preset options, which include default values for κ (the minimizer's length) and w (the number of consecutive κ -mers considered for sampling). These preset options include:

- 1) `map-ont`—Align noisy long reads of $\sim 10\%$ error rate to a reference sequence (default). ($\kappa = 15, w = 10$).
- 2) `sr`—Short single-end reads without splicing. ($\kappa = 21, w = 11$).
- 3) `map-pb`—Align older PacBio continuous long reads (CLR) to a reference sequence. ($\kappa = 19, w = 12$).
- 4) `asm20`—Long assembly to reference mapping ($\kappa = 19, w = 10$).

The average k -mer length output by *Seedability*, denoted by $[k_{\text{avg}}]$, was used to determine the (κ, w) values for *Minimap2*. We set $\kappa = [k_{\text{avg}}]$ and $w = [\frac{2}{3}\kappa]$. The value for w was determined using *Minimap2*'s default value of $w = \frac{2}{3}\kappa$. Table 1 shows the determined (κ, w) values.

Figure 3a shows the average alignment identities (i.e. the total alignment identity score divided by the total number of pairs) output for the 100 pairs of sequences when using the default (κ, w) values in comparison to the (κ, w) values determined by *Seedability*. For the preset options we used: (i) the default preset option `map-ont`, if the average sequence length is greater or equal to 1000; or (ii) the preset option `sr`, if the average sequence length is < 1000 . The parameter values produced by *Seedability* allow *Minimap2* to maintain high alignment identities for longer sequences but also vastly improve the alignment identities for shorter sequences. Note that some

Table 1. The (κ, w) values determined by Seedability.

Divergence	Length								
	100	200	300	500	1000	2000	5000	10000	15000
0.05	(10,7)	(10,7)	(10,7)	(10,7)	(10,7)	(10,7)	(10,7)	(10,7)	(10,7)
0.10	(6,4)	(6,4)	(6,4)	(6,4)	(6,4)	(6,4)	(7,5)	(7,5)	(7,5)
0.15	(5,4)	(5,4)	(5,4)	(5,4)	(5,4)	(5,4)	(6,4)	(6,4)	(6,4)
0.20	(5,4)	(5,4)	(5,4)	(5,4)	(5,4)	(5,4)	(5,4)	(6,4)	(6,4)
0.25	(4,3)	(4,3)	(5,4)	(5,4)	(5,4)	(5,4)	(6,4)	(6,4)	(6,4)

of these alignments were unmapped with Figure 3b showing the number of mapped alignments identified. Further, note that the alignment identities computed by Minimap2 were higher than the expected identities due to the mapping quality of Minimap2. The alignment identities are computed as a fraction of the number of matching bases over the total number of bases, including gaps as defined by Minimap2. Figure 4 shows the number of alignments produced out of the 100 pairs of sequences. In this case, a pair of sequences are said to be aligned if the alignment length is at least 90% of the

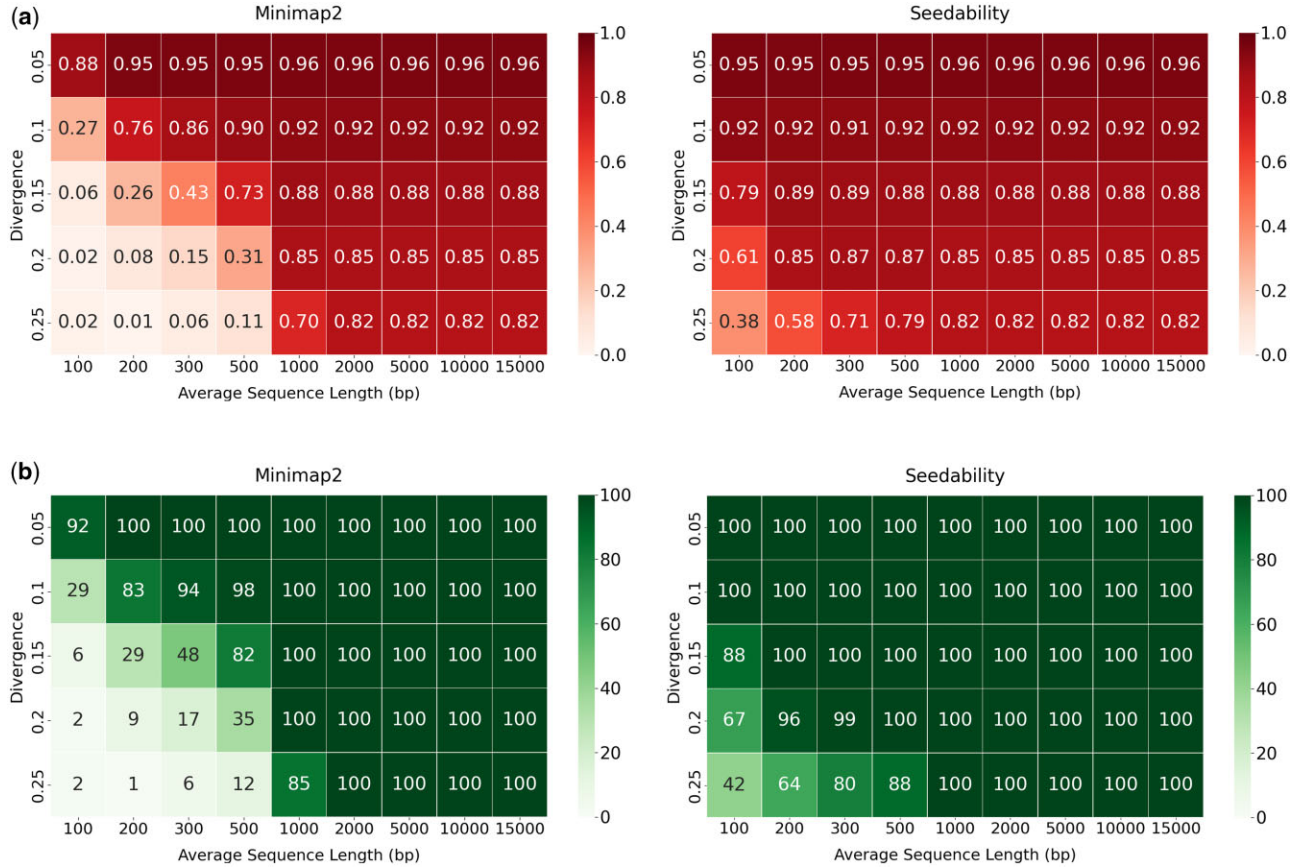


Figure 3. (a) The average alignment identities (i.e. the total alignment identity score divided by the total number of pairs) output for the 100 pairs of sequences when using the default Minimap2 (κ, w) values in comparison to the (κ, w) values determined by Seedability. For the preset options, we have used: (i) the default preset option `map-ont`, if the average sequence length is ≥ 1000 ; or (ii) the preset option `sr`, if the average sequence length is < 1000 . (b) The number of mapped alignments when using the default Minimap2 (κ, w) values in comparison to the (κ, w) values determined by Seedability. For the preset options, we have used: (i) the default preset option `map-ont`, if the average sequence length is ≥ 1000 ; or (ii) the preset option `sr`, if the average sequence length is < 1000 .

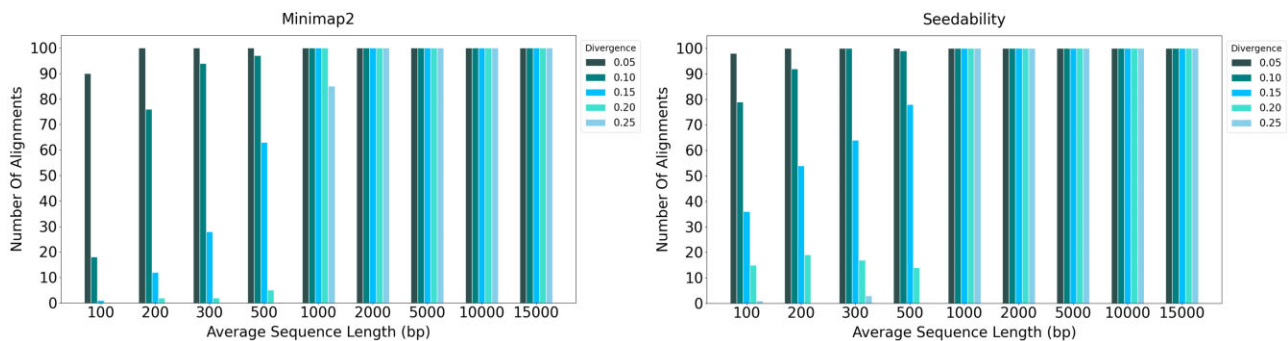


Figure 4. The number of alignments that have an alignment length at least 90% of the original sequence length when using the default Minimap2 (κ, w) values in comparison to the (κ, w) values determined by Seedability. For the preset options, we have used: (i) the default preset option `map-ont`, if the average sequence length is ≥ 1000 ; or (ii) the preset option `sr`, if the average sequence length is < 1000 .

original sequence length. It is specifically clear that for all sequences aligned using preset option `sr`, the parameter values determined by `Seedability` resulted in the output of

Table 2. The number of sequence pairs where t output by `Seedability`, for the output k value, is within $\pm 10\%$ of the number of seeds in an optimal alignment.

Divergence	Length								
	100	200	300	500	1000	2000	5000	10000	15000
0.05	100	100	100	100	100	100	100	100	100
0.10	100	100	100	100	100	100	100	100	100
0.15	100	100	100	100	100	100	100	100	100
0.20	100	100	100	100	98	100	98	97	94
0.25	100	99	100	98	98	92	93	84	89

Table 3. The number of true positives (TP), false positives (FP), true negatives (TN) and false negatives (FN) reported by `Seedability` ($e_{\text{best}} \geq e$) when looking at 100 alignments with a divergence of 0.10 and 100 with a divergence of 0.20

e	Length							
	200				500			
	TP	FP	TN	FN	TP	FP	TN	FN
0.90	47	0	100	53	33	0	100	67
0.89	67	0	100	33	60	0	100	40
0.88	82	0	100	18	88	0	100	12
0.87	93	0	100	7	94	0	100	6
0.86	96	0	100	4	97	0	100	3
0.85	98	2	98	2	100	0	100	0

improved alignments. The [Supplementary Material](#) shows analogous experimental results for other preset options. These results already establish the usefulness of `Seedability`.

As previously mentioned, `Seedability` also estimates the number t of shared seeds, for an output k value, that can be found within an aligned pair of sequences. [Table 2](#) shows the number of pairs of sequences out of 100 where t is within $\pm 10\%$ of the number of seeds in an optimal alignment. We set $\delta = 0$ to evaluate how well `Seedability` can perform this task.

To evaluate the symmetric difference between O_{seed} and $O_{\text{truth},e}$, we counted the number of alignments computed by `Seedability`, which have an estimated alignment identity $e_{\text{best}} \geq e$. We created two datasets both containing 200 pairs of sequences: the first one consisted of sequences with an average length of 200; and the second one with an average length of 500. Both datasets contained 100 pairs of sequences with a divergence of 0.10 and 100 pairs of sequences with a divergence of 0.20. [Table 3](#) shows the number of true positives (TP), false positives (FP), true negatives (TN) and false negatives (FN) identified within each dataset. When $e = 0.85$ and the average length of the sequences is 200, `Seedability` was able to identify 98 out of 100 pairs of sequences such that $e_{\text{best}} \geq e$. For the same e and when the average length of the sequences is 500, `Seedability` was able to identify 100 out of 100 pairs of sequences such that $e_{\text{best}} \geq e$. In this second case $O_{\text{seed}} = O_{\text{truth},e}$. The results show that, although `Seedability` underestimates alignment identity by a little—which is expected as it is not meant to compute optimal alignments—it minimizes the symmetric difference of O_{seed} and $O_{\text{truth},e}$ by computing appropriate (t, k) values. Furthermore, these results justify the existence of δ and its default value.

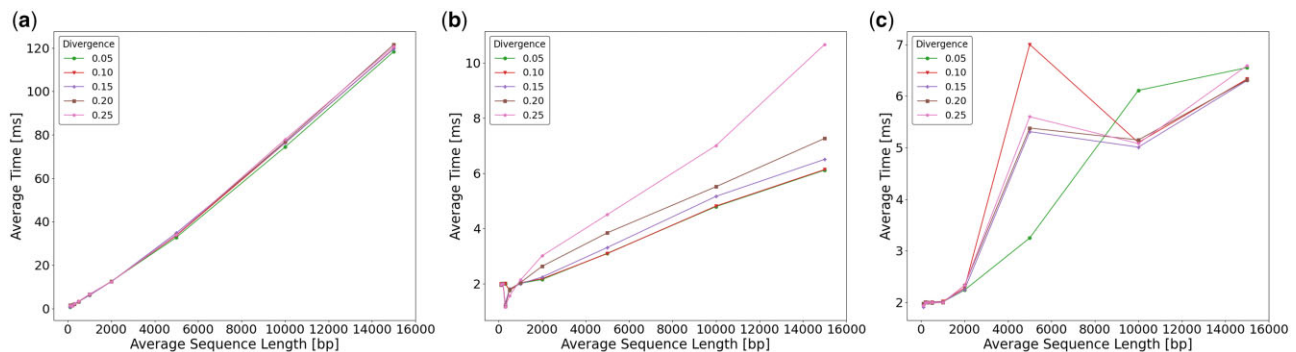


Figure 5. The average time in ms required when using preset option `map-ont` for (a) `Seedability` to compute (t, k) , (b) `Minimap2` to compute an alignment using default parameter values, and (c) `Minimap2` to compute an alignment using the (κ, w) values determined by `Seedability`.

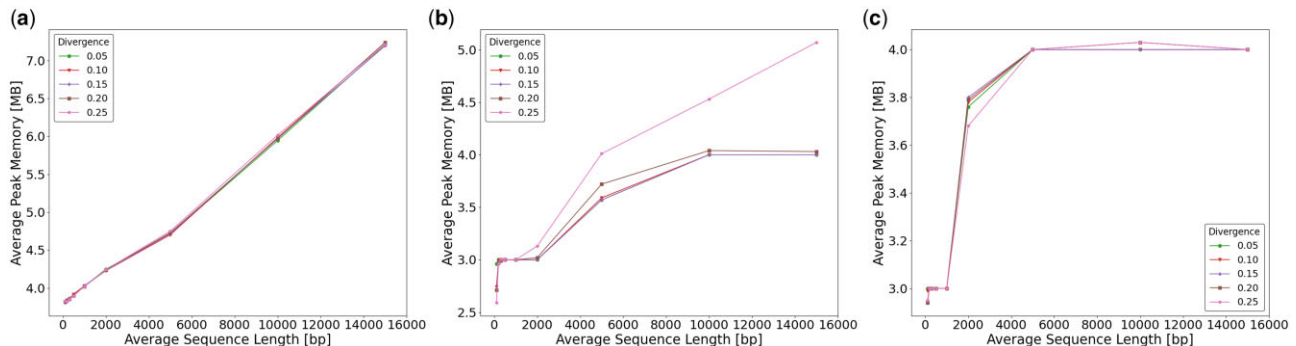


Figure 6. The average peak memory in MB required when using preset option `map-ont` for (a) `Seedability` to compute (t, k) , (b) `Minimap2` to compute an alignment using default parameter values and (c) `Minimap2` to compute an alignment using the (κ, w) values determined by `Seedability`.

Query:	ENSG00000174236	ATGGGGCAGA.....CAGCATTCTC
Target:	ENSVURP00010006563_Vurs1	ATGGGCCAAA.....TAATTTTCTC
Minimap2:	sr	[no alignment was output.]
Minimap2:	Seedability	ATGGGGCAGA.....CAGCATTCTC ATGGGCCA-AA.....TAATTTTCTC

Figure 7. Human gene versus ortholog alignment produced by Minimap2 when using $(\kappa = 4, w = 3)$ determined by Seedability in comparison to *no output alignment* produced when using the default (κ, w) values of Minimap2.

Figure 5a shows the average time required by Seedability to compute (t, k) . Figure 5b shows the average time required by Minimap2 to compute an alignment when using its default values and Fig. 5c shows likewise when using the values determined by Seedability. Figure 6 shows the same but for the average peak memory. Recall from Section 3.2 that the whole computation of Seedability takes $O(k(|s_i| + |s_j|))$ time for any pair $s_i, s_j \in S$ of sequences and any $k \in [\min_k, \max_k]$. It is also clear from the results (Figs 5a and 6a) that Seedability requires linear time and space for the values of k used in practice. For divergence < 0.25 , Minimap2 takes a similar time when using the values determined by Seedability in comparison to when using its default values. Notably, for divergence 0.25, Minimap2 is faster when using the values determined by Seedability. When using the values determined by Seedability, Minimap2 uses similar peak memory as when its default parameter values are used. In these experiments, we have used the preset option `map-ont`. The [Supplementary Material](#) shows similar results for the other preset options.

4.2 Real data

To further highlight the usefulness of Seedability, we have considered real data. We looked at a Chimpanzee gene, in particular, gene ENSPTRG00000044036 (125 bp in length) as well as the orthologues of this gene with the following species: the Algerian Mouse (*Mus spretus*) (126 bp in length); the Northern American deer mouse (*Peromyscus maniculatus bairdii*) (125 bp in length); and the Shrew mouse (*Mus pahari*) (114 bp in length). These sequences have an optimal alignment identity of 0.744, 0.752, and 0.729, respectively. The orthologue identities were retrieved from the Ensembl genome browser (Howe et al. 2020). We used the preset option `sr` and default (κ, w) values of Minimap2 to align the sequences. There were *no output alignments* for the three pairs of sequences. Seedability was then used to identify optimal (κ, w) parameter values for Minimap2. The computed output values were (6, 4), (5, 4), and (5, 4), respectively, for the listed orthologues. The sequence pairs were re-aligned using the (κ, w) values determined by Seedability and the resulting alignment identities computed were 0.857, 0.845, and 0.895, respectively. Note that the alignment identities computed by Minimap2 were higher than the original identities due to the mapping quality of Minimap2.

We also carried out similar experiments for the RAB15EP gene in human chromosome 12 (ENSG00000174236) (708 bp in length) with orthologues of this gene with the following species: the Abingdon island giant tortoise (*Chelonoidis abingdonii*) (699 bp in length); the Argentine black and white tegu (*Salvator merianae*) (714 bp in length); and the Common wombat (*Vombatus ursinus*) (708 bp in length). These sequences have an optimal alignment identity of 0.619, 0.567, and 0.538, respectively. There were again *no*

output alignments by Minimap2 for the three pairs of sequences. Seedability was then used to identify optimal (κ, w) values for Minimap2 which were computed to be (4, 3), (3, 2), and (4, 3), respectively for the listed orthologues. The sequence pairs were re-aligned using the (κ, w) values determined by Seedability and the resulting alignment identities were 0.686, 0.635, and 0.734, respectively. Figure 7 shows a visual representation of the results for the alignment of ENSG00000174236 and ENSVURP00010006563_Vurs1 (*Vombatus ursinus*).

The results produced in Table 1 can be used directly to improve the alignment identities of short sequences when mapping to predetermined candidate positions on a reference genome. We tested the (κ, w) values presented in Table 1 on simulated reads from Chromosome 1 of the human genome (version GRCh38.p14). We used Pbsim (Ono et al. 2020), a sequence simulator, to generate four datasets using GRCh38.p14: one dataset with an average length of 200 and divergence 0.10; one dataset with an average length of 200 and divergence 0.15; one dataset with an average length of 500 and divergence 0.10; and one dataset with an average length of 500 and divergence 0.15. Pairs of sequences were created by taking each simulated read and its original sequence interval in the genome. All datasets contained 100 pairs of sequences. Figure 8a shows the number of sequences out of 100 that were mapped when using the default (κ, w) values for Minimap2. Figure 8b shows the number of sequences out of 100 that were aligned when using the (κ, w) values determined by Seedability in Table 1. Note that for all experiments, the default preset `map-ont` was used. The parameter values determined by Seedability were able to produce mapped alignments for all sequences unlike when using the default parameter values of Minimap2. In particular, when using a divergence of 0.15 and length 200, the default parameter values of Minimap2 resulted in *only 32 mapped alignments*, that is, 68 fewer than when using the parameter values determined by Seedability.

Table 4 shows the average time in ms required to map the 100 sequences to candidate positions in Chromosome 1 of the human genome when using Minimap2's default (κ, w) values in comparison to those determined by Seedability. The datasets are presented in the table in the form A.B where A is the average length of the sequences and B is their divergence. The difference in time between the two runs is negligible. In fact, for the datasets with an average length of 500, Minimap2 performed faster when using the parameter values determined by Seedability in comparison to the default parameter values. Table 5 shows similar results for the peak memory required to compute the mappings. Again it is clear that for the datasets with an average length of 500, Minimap2 used, on average, less peak memory when using the parameter values determined by Seedability in comparison to the default parameter values.

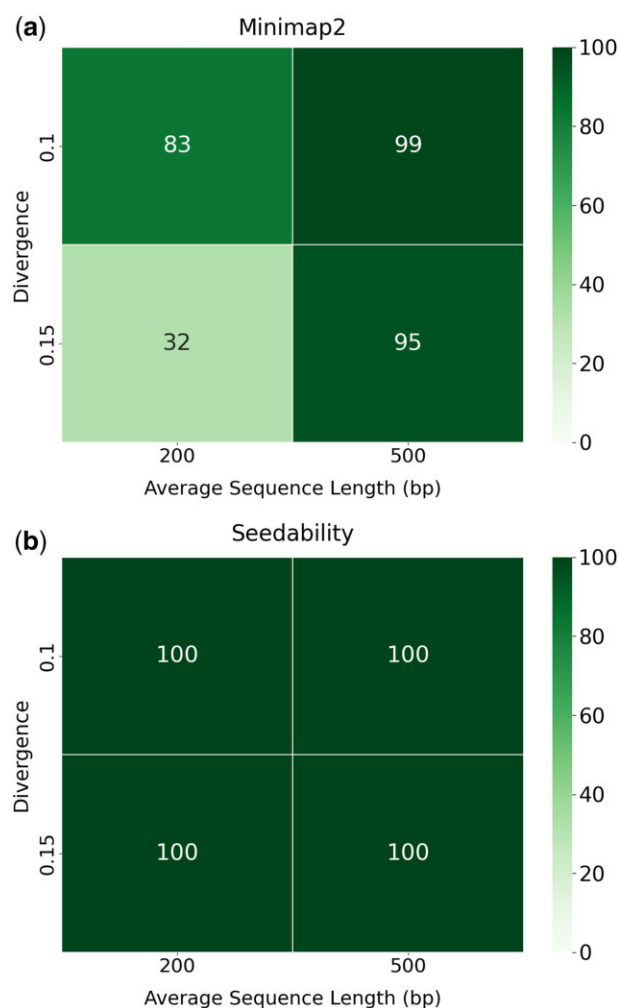


Figure 8. (a) The number of mapped sequences when using the default (κ, w) values of Minimap2. (b) The number of mapped sequences when using the (κ, w) values determined by Seedability from Table 1.

Table 4. The average time in ms required to map 100 sequences to candidate positions in Chromosome 1 of the human genome when using Minimap2's default (κ, w) values in comparison to those determined by Seedability.

	200.10	200.15	500.10	500.15
Minimap2	1.21	1.19	1.97	2.14
Seedability	1.03	1.05	1.09	1.28

Table 5. The average peak memory in MB required to map 100 sequences to candidate positions in Chromosome 1 of the human genome when using Minimap2's default (κ, w) values in comparison to those determined by Seedability.

	200.10	200.15	500.10	500.15
Minimap2	2.86	2.80	3.06	3.05
Seedability	2.87	2.89	2.92	2.91

5 Discussion

A large number of existing bioinformatics tools aim to perform sensitive sequence comparisons. Winnowmap2 (Jain *et al.* 2022) is based on Minimap2 but does not use

fixed-length k -mers as seeds. NGMLR (Sedlazeck *et al.* 2018) is designed to sensitively align PacBio or Oxford Nanopore reads to large reference genomes for structural variant calling. In many practical scenarios, identifying optimal k values is challenging, and default k values provide suboptimal results.

In this article, we presented Seedability, an alignment framework designed for estimating an optimal value for k as well as a minimal number t of shared seeds based on a given alignment identity threshold. Our extensive results, using both synthetic and real datasets, demonstrate that the (t, k) values determined by Seedability lead to improved alignments compared to the original alignments produced by Minimap2 when using sequences with lengths of a varying range and a varied divergence. Notably, the parameter values determined by Seedability lead to meaningful alignments in some cases where *no output alignments* were produced using the default parameter values of Minimap2.

For future work, we would be interested in extending Seedability to support BLEND (Firtina *et al.* 2023), which hashes seeds to identify similarities between sequences as well as extending Seedability to support mapquik (Ekim *et al.* 2023), a tool that makes use of longer seeds through matches of k consecutively sampled minimizers.

Supplementary data

Supplementary data are available at *Bioinformatics Advances* online.

Conflict of interest

None declared.

Funding

R.C. was supported by ANR Full-RNA, SeqDigger, Inception, and PRAIRIE grants (ANR-22-CE45-0007, ANR-19-CE45-0008, PIA/ANR16-CONV-0005, ANR-19-P3IA-0001). This project has received funding from the European Union's Horizon 2020 research and innovation programme under the Marie Skłodowska-Curie grant agreements No. 872539 (PANGAIA) and 956229 (ALPACA).

Data availability

The data underlying this article are available either in <https://github.com/lorrainea/Seedability> or in the ensembl database at www.ensembl.org, and can be accessed using the gene names ENSPTRG00000044036 and ENSG00000174236 or in the NCBI database at www.ncbi.nlm.nih.gov and can be found using the reference sequence NC_000001.11.

References

- Alser M, Rotman J, Deshpande D *et al.* Technology dictates algorithms: recent developments in read alignment. *Genome Biol* 2021; 22:249.
- Altschul SF, Gish W, Miller W *et al.* Basic local alignment search tool. *J Mol Biol* 1990;215:403–10.
- Charalampopoulos P, Crochemore M, Fici G *et al.* Alignment-free sequence comparison using absent words. *Inf Comput* 2018;262: 57–68.

- Chikhi R, Medvedev P. Informed and automated k-mer size selection for genome assembly. *Bioinformatics* 2013;**30**:31–7.
- Dewey CN. 2012. Whole-genome alignment. In: Anisimova M. (ed.), *Evolutionary Genomics: Statistical and Computational Methods*, Vol. 1. Totowa, NJ: Humana Press, 237–57.
- Ekim B, Sahlin K, Medvedev P *et al.* mapquik: Efficient low-divergence mapping of long reads in minimizer space. *Genome Res* 2023. <https://doi.org/10.1101/gr.277679.123>.
- Firtina C, Park J, Alser M *et al.* BLEND: a fast, memory-efficient and accurate mechanism to find fuzzy seed matches in genome analysis. *NAR Genom Bioinform* 2023;**5**:lqad004.
- Gotea V, Veeramachaneni V, Makalowski W. Mastering seeds for genomic size nucleotide BLAST searches. *Nucleic Acids Res* 2003;**31**: 6935–41.
- Gotoh O. An improved algorithm for matching biological sequences. *J Mol Biol* 1982;**162**:705–8.
- Howe KL, Achuthan P, Allen J *et al.* Ensembl 2021. *Nucleic Acids Res* 2020;**49**:D884–91.
- Jain C, Rhie A, Hansen NF *et al.* Long-read mapping to repetitive reference sequences using winnowmap2. *Nat Methods* 2022;**19**: 705–10.
- Khiste N, Ilie L. HISEA: Hierarchical SEed aligner for PacBio data. *BMC Bioinformatics* 2017;**18**:564.
- Leimeister C-A, Morgenstern B. kmacs: the k-mismatch average common substring approach to alignment-free sequence comparison. *Bioinformatics* 2014;**30**:2000–8.
- Levenshtein V. Binary codes capable of correcting deletions, insertions, and reversals. *Soviet Phys Doklady* 1965;**10**:707–10.
- Li H. Minimap2: pairwise alignment for nucleotide sequences. *Bioinformatics* 2018;**34**:3094–100.
- Luczak BB, James BT, Girgis HZ. A survey and evaluations of histogram-based statistics in alignment-free sequence comparison. *Brief Bioinform* 2019;**20**:1222–37.
- Ma B, Tromp J, Li M. PatternHunter: faster and more sensitive homology search. *Bioinformatics* 2002;**18**:440–5.
- Marco-Sola S, Moure JC, Moreto M *et al.* Fast gap-affine pairwise alignment using the wavefront algorithm. *Bioinformatics* 2020;**37**: 456–63.
- Needleman SB, Wunsch CD. A general method applicable to the search for similarities in the amino acid sequence of two proteins. *J Mol Biol* 1970;**48**:443–53.
- O’Leary NA, Wright MW, Brister JR *et al.* Reference sequence (RefSeq) database at NCBI: current status, taxonomic expansion, and functional annotation. *Nucleic Acids Res* 2016;**44**:D733–45.
- Ono Y, Asai K, Hamada M. PBSIM2: a simulator for long-read sequencers with a novel generative model of quality scores. *Bioinformatics* 2020;**37**:589–95.
- Roberts M, Hayes W, Hunt BR *et al.* Reducing storage requirements for biological sequence comparison. *Bioinformatics* 2004;**20**:3363–9.
- Sedlazeck FJ, Rescheneder P, Smolka M *et al.* Accurate detection of complex structural variations using single-molecule sequencing. *Nat Methods* 2018;**15**:461–8.
- Shiryev SA, Papadopoulos JS, Schäffer AA *et al.* Improved BLAST searches using longer words for protein seeding. *Bioinformatics* 2007;**23**:2949–51.
- Yan R, Xu D, Yang J *et al.* A comparative assessment and analysis of 20 representative sequence alignment methods for protein structure prediction. *Sci Rep* 2013;**3**:2619.
- Yin C, Yau SS-T. An improved model for whole genome phylogenetic analysis by Fourier transform. *J Theor Biol* 2015;**382**:99–110.