



HAL
open science

Detecting Sexual Content at the Sentence Level in First Millennium Latin Texts

Thibault Clérice

► **To cite this version:**

Thibault Clérice. Detecting Sexual Content at the Sentence Level in First Millennium Latin Texts. Joint International Conference on Computational Linguistics, Language Resources and Evaluation (COLING-LREC), ELRA Language Resources Association (ELRA); International Committee on Computational Linguistics (ICCL), 2024, Torino, Italy. hal-04214375v1

HAL Id: hal-04214375

<https://inria.hal.science/hal-04214375v1>

Submitted on 22 Sep 2023 (v1), last revised 25 Mar 2024 (v3)

HAL is a multi-disciplinary open access archive for the deposit and dissemination of scientific research documents, whether they are published or not. The documents may come from teaching and research institutions in France or abroad, or from public or private research centers.

L'archive ouverte pluridisciplinaire **HAL**, est destinée au dépôt et à la diffusion de documents scientifiques de niveau recherche, publiés ou non, émanant des établissements d'enseignement et de recherche français ou étrangers, des laboratoires publics ou privés.



Distributed under a Creative Commons Attribution 4.0 International License

Detecting Sexual Content at the Sentence Level in First Millennium Latin Texts

Thibault Clérice

ALMAnaCH

Inria, Paris, France

{author1}@inria.fr

Abstract

In this study, we propose to evaluate the use of deep learning methods for semantic classification at the sentence level to accelerate the process of corpus building in the field of humanities and linguistics, a traditional and time-consuming task. We introduce a novel corpus comprising around 2500 sentences spanning from 300 BCE to 900 CE including sexual semantics (medical, *erotica*, etc.). We evaluate various sentence classification approaches and different input embedding layers, and show that all consistently outperform simple token-based searches. We explore the integration of idiolectal and sociolectal metadata embeddings (centuries, author, type of writing), but find that it leads to overfitting. Our results demonstrate the effectiveness of this approach, achieving high precision and true positive rates (TPR) of respectively 70.60% and 86.33% using HAN. We evaluate the impact of the dataset size on the model performances (420 instead of 2013), and show that, while our models perform worse, they still offer a high enough precision and TPR, even without MLM, respectively 69% and 51%. Given the result, we provide an analysis of the attention mechanism as a supporting added value for humanists in order to produce more data.

Keywords: Latin, sentence classification, figurative speech, sexuality, low-resource

Warning: this paper contains sexual content that may be offensive. Original Latin text is given in the main body of the text, English translations and comments (when required) are provided at the end of the document.

1. Introduction

Classical and medieval studies encompass the history of over two millennia of human activities. A traditional approach to research in these fields involves constructing a corpus centered around specific themes, such as colors (Goldman, 2013), and subsequently analyzing the corpus to draw historical or philological conclusions. To build such a corpus, researchers rely on three main sources: (1) their own knowledge of the subject and the corpus of the centuries they study, (2) accumulated knowledge from previous researchers working on similar topics, and (3) plain-text search on closed or open corpora. While this secular approach has proven effective, it faces limitations under certain conditions due to (a) the inherent vagueness of the subject, (b) its lexical diversity, or (c) its temporal coverage. For instance, examining the topic of sexualities in Latin from antiquity (300 BCE) to the high Middle Ages (900 CE) presents all three challenges: (i) sexuality encompasses reproductive aspects (including manifestations in medical texts), recreational aspects (found in poetic texts), and social aspects (appearing in political or historical texts); it encompasses both human and animal sexuality, and the connections between lexical usages within this domain are significant; (ii)

furthermore, sexuality in ancient Rome, much like in modern times, is a lexically rich field, featuring unique metaphors that require contextual understanding; (iii) finally, the corpus for this period amounts to 120 million words, exceeding human memory capacity.

Three types of topic manifestations can be distinguished:

- specific lexemes within the semantic field, e.g. “Quid faciat uolt scire Lyris. Quod sobria: fel-lat.” (Translation A), Martial, *Epigrammata*, II, 73.
- lexemes used metaphorically within the field, e.g. “Tanta est quae Titio columna pendet, Quantam Lampsaciae colunt puellae.” (Translation B), Martial, *Epigrammata*, XI, 51.
- complex and unique figurative speech, e.g. “Donec proterua nil mei manu carpes, licebit ipsa sis pudicior Vesta.” (Translation C), Anonymous, *Priapea*, 31.

These manifestations pose challenges for corpus construction and analysis. While the first category is straightforward to include, the second requires filtering, and the third cannot easily be retrieved through plain text searches. Addressing these challenges is crucial for studying subjects like sexualities, which involve intricate figurative language. Although there is no existing research specifically focused on sentence classification in Latin regarding specific semantic features, studies have been

conducted on English corpora, particularly in the context of sexual content classification or the detection of sexual abusers, as well as metaphor detection at the token level. Most recent approaches in this domain predominantly employ RNNs or masked language models for classification tasks.

Latin presents specific challenges as a lower-resource language compared to English due to its extensive historical existence spanning over two millennia and its highly rich morphology. While Latin BERT (Bamman and Burns, 2020) has been developed, its application to sentence classification remains unexplored. Previous Latin classification tasks primarily focus on text (specifically for authorship attribution) or token-level analysis (specifically lemmatization or named entity recognition), lacking specific research on sentence classification for semantic features. These challenges highlight the need for evaluating different sentence encoders in Latin NLP.

We address this as a binary sentence classification problem, where inputs are the original tokens of the sentence as a sequence, and output class are either positive (for sexual semantics) or negative. In this paper, we propose to assess the effectiveness of various sentence encoders (LSTM, GRU, sentence-level HAN, and BERT pooling) and input (lexems or lemma) for our task. Our approach includes the evaluation of relevant categorical features (Kim et al., 2019) related to the text (verse/prosaic, work structure) and the author (century of birth, identity). The inclusion of these features aims to reduce the weight of the rich morphology, while also addressing idiolectal or sociolectal specificities.

We constructed a corpus consisting of 2,516 sample sentences focused on sexual content, including figurative speech (metaphors, comparisons, etc.). This corpus allowed us to evaluate the effectiveness of various sentence encoders and embeddings for semantic classification.

Our main contributions can be summarised as follows:

- Introduction of a new dataset (*Lasciva Roma Dataset*) for a new task (Sentence classification) for Latin.
- Experiments and evaluation of the best architectures for expanding such dataset depending on the dataset size.
- Evaluation and rejection of the use of categorical features identifying idiolectal or sociolectal features of text in an imbalanced dataset.
- An analysis of the usefulness of attention mechanism and its relation to the original annotations in the context of filtering positive matches.

- Freely distributed scripts and models.

The remainder of the paper is organized as follows: subsection 2 provides background information on current approaches and the inherent difficulties associated with Latin NLP, followed by a brief introduction to similar semantic tasks for English language (metaphor identification, sexual content identification). Section 3 details the different architectures and embeddings employed for categorical and morpho-syntactic features. Section 4 presents the corpus, its coverage and its biases. Section 5 presents experiments and their set-up. In section 6, we discuss the results, including the bias testing of categorical feature embeddings and an in-depth analysis of the attention in HAN networks.

2. Background and Related Work

2.1. Latin, Ancient Greek and NLP

Classical studies have historically shown an interest in computational approaches, with the first stylometric approach by researchers on Plato dating back to the 19th century (Lutoslawski, 1898), and digital concordances on punch cards in partnership with IBM as early as 1949 (Busa, 1980). Latin and Ancient Greek (AG), the two most extensively studied languages in the Western tradition of classical studies, encompass a wide chronological range (Latin: 3 c. BCE–present day) and a vast geographical scope, while also exhibiting a highly complex morphological system. These three characteristics greatly impact our ability to computationally analyze these languages, as they continue to be considered low-resource languages in terms of NLP. Within this context, three distinct tasks emerge in NLP related to classical studies: lemmatization, authorship attribution and verification, and intertextuality detection.

Lemmatization and morphosyntactic tagging in Latin and AG have posed longstanding challenges, dating as far back as 1962 when researchers from the LASLA started envisioning automatic taggers (Delatte, 1965). Early research up until the 1990s primarily focused on rule-based annotation without considering contextual factors. Statistical models such as TreeTagger (Schmid, 1994) have impacted computational classics by reducing uncertainties in tagged corpora. With the advent of RNNs, works such as Manjavacas et al. (2019a) in combination with large corpus such as LASLA data (around 1.7 million tokens Longrée et al., 2010) have provided good generalizing lemmatizers.

Authorship analysis in classical philology has long been a tradition, involving the search for authority and the identification of authors in anonymous, modified, or composite texts. Authorship attribution has experienced a resurgence in the digital humanities, employing lexical (Kestemont et al.,

2016), syntactic (Gorman, 2020), and metrical features (Nagy, 2021). These mostly employ both unsupervised approaches (hierarchical clustering and distance-based metrics), and supervised approaches, particularly with SVM.

Quantitative and computational studies have revitalized the field of intertextuality (Forstall and Scheirer, 2019), which examines textual transfers within discourses. In classical philology, intertextuality involves tracing connections between texts, including citations, allusions, and reworked passages. Detecting intertextual elements, such as clichés and stereotypes, is accomplished through methods like fuzzy matching (Coffee et al., 2013), similarity measurements (Forstall and Scheirer, 2019), and more complex neural networks (Manjavacas et al., 2019b). Challenges arise from the vast number of potential sources, the complexity of detecting subtle allusions, and the transition from lexical to semantic intertextuality.

2.2. Metaphor identification

Regarding linguistic metaphor identification (Steen et al., 2010), while closely aligned with the tradition established by Lakoff and Johnson (2003), the definition used focuses on detecting figurative language at the token level. The task primarily revolves around detecting the figurative sense of individual tokens rather than phrases. For example, the phrase "To emerge as the winner of a debate" would be seen as an accumulation of metaphors, with "winner" borrowing from the realm of combat and "emerge" conveying the idea of movement or departure.

The first *Shared Task on Metaphor Detection* (Leong et al., 2018) at NAACL witnessed the use of two out of three tools that employed not only semantic information carried by embeddings but also part-of-speech (POS) annotation. Stemle and Onysko (2018)’s word on "bot.zen" incorporated various embeddings, including some trained on corpora of individuals learning English, based on the assumption of an uneven use of figurative language between language learners and native speakers.

The second competition took place in 2020 (Leong et al., 2020) during the ACL conference. This competition showcased the significant presence of transformer-based architectures (RoBERTa, BERT, Albert, etc.) in the field, with these architectures consistently occupying the top five positions out of twelve participants. The best-performing model, "DeepMet" utilized transformer-based embeddings and morphosyntactic information (specifically two forms of POS). Evaluation primarily relied on the F1-score, with the highest scores reaching 76.9% across all morphosyntactic categories on the VUA dataset (Steen et al., 2010).

2.3. Sexual content identification

The specific example of sexual content classification spans across various domains, from identifying sexual predators to classifying songs for commercial purposes. The PAN competition’s "Sexual Predator Identification" dataset (Inches and Crestani, 2012) remains the largest available dataset, addressing the implicit and discursive progression aspects of sexual predation. Similar to toxicity detection, the field has transitioned from Bag-of-Words models to deep learning approaches. Recent models, such as Muñoz et al. (2021)’s, utilize Word2Vec projection and convolutional neural networks, while Vogt et al. (2021)’s approach incorporates BERT projection and temporal dimensions, achieving higher F1-Scores.

Regarding song lyrics classification, Fell et al. (2019) explore various methods, including dictionary attacks, Bag-of-Words, CNNs, Hierarchical Attention Network (HAN, Yang et al., 2016) and BERT-based models. They show that the CNN model performs well in the explicit category, while BERT outperforms others in the non-explicit category, which dominates the corpus.

3. Proposed method

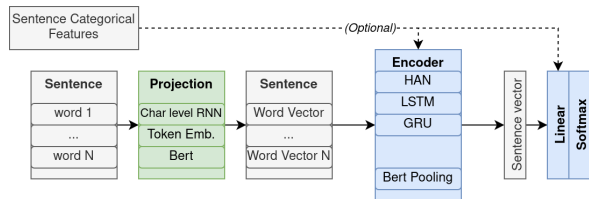


Figure 1: Structure of the general architecture. Sentence categorical features are used (a) in the encoder, (b) in the linear layer, (c) or not used.

We propose to evaluate the variation of our system, which consists of two modules: the projection layer and the encoding layer (see Figure 1). The projection layer utilizes contextual or non-contextual embeddings to generate a vector for each token in the input. On the other hand, the encoding layers produce a single vector, which is then passed to a linear layer.

3.1. Embedding layers

In the context of the embedding layer, we explore variations of commonly used approaches in similar token or sentence classification tasks. These include lexem embedding and lemma embedding, pretrained on the whole corpus of Latin texts (Clérice, 2021). Additionally, we employ character-level encoding using a BiLSTM encoder for lemmas or lexems. Lemmas are provided using the Pie-Extended LASLA tagger (Manjavacas et al., 2019a). Token level and character level information are concatenated (see Table 1).

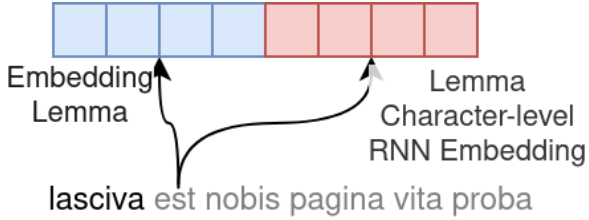


Figure 2: Concatenation of features to represent word-level informations.

Type of information	Level	Type	Size	Pretraining
Lexem	Token	Classic	200	Word2Vec
Lexem	Character	BiLSTM	300	
Lexem	Subword	Bert	762	RoBERTa
Lemma	Token	Classic	200	Word2Vec
Lemma	Character	BiLSTM	300	
Categorical			64	

Table 1: List of the embedded information explored in the evaluation. In the case of a model utilizing Lemma(Token) and Lemma(Character), the projection dimensionality is 500. For character-level encoding of lemma or token, the character embedding dimensionality is 100, and the BiLSTM outputs a vector of size 300.

3.2. Encoding layers

Regarding the encoding layers, we employ widely used approaches for sequence encoding, including RNN models such as BiLSTM and GRU. Additionally, we incorporate the sentence-level attention mechanism proposed by Yang et al. (2016) in their hierarchical attention network for documents. For Bert embeddings, we extend our encoding layer with pooling strategies such as mean reduction, maximum reduction, concatenation of both, and beginning of sequence [BOS] tokens (see Table 2).

BERT-Only	Encoder Type	Output dimension tested
	BiLSTM	128/256
	GRU	128/256
	HAN (LSTM)	128/256
Yes	MeanMax	1536
Yes	Mean	768
Yes	Max	768
Yes	[BOS]	768

Table 2: List of encoders, with output dimension.

3.3. Categorical feature usages

“When metaphor is ‘in absentia,’ it establishes a symbolic connection that must be identified through concordant conjectures about discourse, the type of work, the genre of the text, and the idiolectal hierarchization of isotopies” (Rastier, 1994, p. 98). This quote from F. Rastier emphasizes the significance of context in understanding figurative speech. Different genres and authors have distinct vocabularies and metaphorical spaces, which

can be utilized to provide additional information to the network about the broader context (author, century, etc.).

The formalization of context and its integration into classification and sequential language processing is a relatively new area of research. One notable publication on this subject is the work by Kim et al. (2019). The authors introduce information about the author in parallel to the text at various insertion points, such as Embedding, Attention, LSTM, and Linear layers. They project metadata into multiple embedding spaces and then integrate it through network modifications. In order to evaluate this approach, the authors used restaurant reviews with author identification provided as metadata. One of the given example revolve around the ambiguous sense of “spicy”, which could be positive or negative depending on the reviewer. By incorporating information related to the reviewer, the authors demonstrate an increase in classification accuracy of up to +4.45 percentage points (F1).

In our network, we reuse their approach by extending this idea of incorporating idiolectal (author-level) to sociolectal (period, genre) features. We evaluate four different metadata features in their own embedding space: (1) Author identity; (2) Century of birth of the author; (3) Form of the text (verse or prose); (4) Editorial structure of the text, which can serve as a proxy for the genre (*e.g.*, book/poem, book/chapter, letter, etc.).

4. Data

4.1. Overview

Positive examples We present a novel dataset based on the *Latin sexual vocabulary* written by Adams (1982), which provides a detailed “[description and classification of] the varieties of language used in Latin to refer to sexual parts of the body, sexual acts, and excretion” (Adams, 1982, p. 2). In this book, J. N. Adams provides series of phrases (single or multi-words) carrying sexual meaning. From this book, we produced a dataset of over 702 unique lemma – for some used only in combination with others – in 2,516 sentences describing sexual acts, genitals or other sexualized parts of the body. In his book, Adams provided either (1) clear references to examples, (2) references to lexicons which in turn contained references to passages in Latin literature or (3) just the lemma in case of a word whose sense is never ambiguous. We collected each sentence from an open corpus of Latin Literature. Each example is automatically tagged (lemma, POS, and MSD) using the Pie lemmatizer (Manjavacas et al., 2019a) and a model based on LASLA data (Clérice, 2021).

Period biases The resulting dataset reflects not only the biases inherent in the representation of

the subject matter in Latin literature (as discussed below) but also the biases of Adams himself towards the classical corpus up to the 3rd century CE (see Figure 3). This inclination towards "classical" Latin may potentially be attributed to the size of the available corpora for conducting evidence searches. While the first six centuries of Latin literature comprise only a few million words, the Late Antiquity and high Middle Ages (prior to the 9th century CE) encompass over 80 to 120 million words, depending on the sources considered. Given the technological limitations of the 1980s, it is understandable that the coverage of late Latin would be more partial.

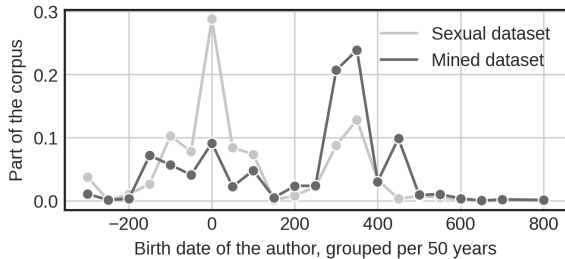


Figure 3: Percentage of the corpus (in number of words) per 50-years increment.

Style biases We followed Adams’ approach by annotating in each sentence the token(s) that bear the sexual sense, along with their "stylistic" features, specifically indicating whether the word was used metaphorically or metonymically. The resulting corpus exhibits a significant bias towards the 1st century CE across both categories but specifically for non-figurative language (see Figure 4). Two specific works contribute significantly to these biases: Martial’s *Epigrammata* and the anonymous *Priapea*. The dataset contains approximately 60% of the words from the *Priapea*, while Martial’s works have 350 excerpts included in the dataset, accounting for 10% of its words (more than double the frequency of the second most represented work).

Negative examples Unlike the positive examples, sentences that do not contain sexual semantics can end up addressing any other subject. In order to deal with this randomness, we mined the lemmatized corpus of Latin we used previously for searching lemmas (Clérice, 2021). For each work in the corpus (*e.g.* Cicero’s *De Finibus*), we randomly draw 30 sentences. We check the sentences against our positive database, in the event that the sentence is a known positive. The resulting "negative" corpus amounts to 24,924 sentences.

4.2. Corpus splits

In regards with our original goal, which is to support corpus creation in historical linguistics and

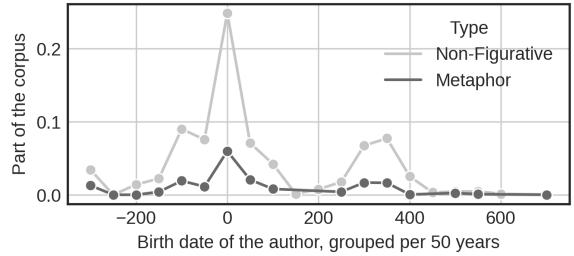


Figure 4: Percentage of the corpus (in number of examples) per 50 year increment regarding the type of examples. Metonymies are counted as non-figurative.

digital humanities, we provide two different splits for our corpus:

1. "Full corpus": A full, unfiltered corpus used to test the machine’s ability to learn on the largest sample we had. This experiment involved approximately 2000 training samples and 252 evaluation samples (see Table 3).
2. "Partial corpus": A randomly sampled corpus based on the full one, containing only 420 positive and 3970 negative training samples, but using the same dev (251 samples) and test samples (251 positive).

While the full corpus remains a relatively small corpus in comparison with Yelp 2013’s 80,000 samples (Tang et al., 2015), the time to produce 2250 examples (not counting test) remains high for a majority of projects. In order to evaluate the feasibility with a smaller dataset, we downsample the corpus to 672 samples (with a stable dev pool) which would be less expensive to produce.

	Positive samples			Negative samples		
	Train	Dev	Test	Train	Dev	Test
Full	2013	252	251	19940	2493	2491
Partial	420	252	251	3970	2493	2491

Table 3: Size of the different splits for the benchmarking of each architecture.

5. Experiments

5.1. Baselines

We designed four baselines with the objective of evaluating whether or not we were outperforming a full-text approach in our sentence classification task. These baselines leverage the annotations we created for each lemma associated with sexual semantics in our dataset. Each baseline operates by classifying a sample sentence as positive if it contains any of the known lemmas from our annotations.

Baseline 1: This baseline includes the complete list of lemmas from our dataset, totaling 702 lemmas.

Baseline 2: Similar to Baseline 1, but stopwords are excluded based on a stopword list from Berra (2020), resulting in 684 lemmas.

Baseline 3: This baseline utilizes the list of lemmas from Baseline 2 but further filters out sexual phrases consisting of two or more words, resulting in 537 lemmas.

Baseline 4: Building on Baseline 3, this baseline excludes lemmas related to sexual phrases that are based on metonymy or metaphors, leaving 218 lemmas.

5.2. Experimental setup

Model were trained using AllenNLP (Gardner et al.), with following hyper-parameters: batch size of 4, learning rate of 1e-4, patience of 5 and maximum epochs of 50.

Bert pre-trained weights are using Latin BERT, other pretrained embeddings are trained with the same search corpus, using lemma or lexems. All embeddings except characters were frozen during training.

Regarding Bert, we tested both pooling at the last and penultimate layers, the last layer yield consistently better or similar results. For the partial corpus experiment, only MeanMax is shown in terms of Bert-pooling, as other would not converge. We had a similar issue with fine-tuning Bert or RoBERTa models accross datasets.

RNNs (LSTM, HAN, GRU) are trained with two different dimension (64 per direction and 128), only the best are kept for scores (dimension is shown). Each architecture is trained 10 times with random seeds, and the average and standard deviation is used for evaluation. Model are ranked according to their precision, as it indicates how much noise a human would have to filter in order to expand their corpus, but provides also true positive rate (TPR, $tp/(tp + fn)$), true negative rate (TNR, $tn/(fp + tn)$), and F1-Score.

5.3. Sub-experiment: Testing bias in the context of categorical features

In order to evaluate the impact and potential bias of integrating categorical features, we conducted a secondary experiment. In this experiment, we selected a well-performing architecture and tested it with different combinations of categorical features: (a) using all of them, (b) using all except the author identification, (c) using only the form (prose/verse) and the century, and (d) using none of the categorical features.

The objective of configuration (b) was to retain less specific information about the author while maintaining detailed information about the text structure. Configuration (c) focused solely on the socioclect by including very generic information.

To assess the effectiveness of this approach, we selected two complete texts and "disguised" the text as if it belonged to another author. The texts chosen were Cicero's *De finibus*, a philosophical dialogue with normally no or very minimal sexual content, and Martial's *Epigrammata*. For each text, we annotated all their sentences using their correct metadata and the metadata of their disguised version.

6. Results

6.1. Qualitative evaluation of categorical feature use

In the preliminary results, when using categorical features in a similar way to Kim et al. (2019), we observed significant differences in scores between models that incorporated these features and models that ignored any extra-textual information. The precision and true positive rate, which are inherently the metrics we want to maximize, reached up to 89.33% (+3 points) and 80.08% (+10 points). However, when conducting the experiment described in subsection 5.3, we observed a significant overfitting phenomenon specifically related to categorical features (*cf.* Table 4).

This overfitting phenomenon is likely attributed to the substantial bias present in the dataset towards certain authors, particularly Martial, who is over-represented in relation to his weight in the overall Latin corpus, and conversely, Cicero, who is under-represented. The stark contrast in scores between Martial and Cicero (Martial being ten times more sexual when seen as himself compared to being seen as Cicero when using all metadata, while Cicero being 40 times more likely to talk about sexuality when seen as Martial compared to being seen as himself when using Form and Century metadata) led us to unfortunately exclude categorical features as an option for our biased corpus.

Text	Categorical features	As Cicero's	As Martial's
<i>De Finibus</i> , Cicero	All	4.25%	72.60%
<i>Epigrammata</i> , Martial		7.89%	82.05%
<i>De Finibus</i> , Cicero	All but authors	4.69%	47.54%
<i>Epigrammata</i> , Martial		7.33%	59.76%
<i>De Finibus</i> , Cicero	Form and Century	0.91%	36.03%
<i>Epigrammata</i> , Martial		6.41%	48.10%
<i>De Finibus</i> , Cicero	None	2.91%	2.91%
<i>Epigrammata</i> , Martial		15.29%	15.29%

Table 4: Positively tagged sentences for sexual content, depending on the categorical features used and the metadata provided. Logically, there are no differences when no categorical feature is used.

6.2. Architecture benchmarking

Main split Given our objectives of providing a novel solution for easily expanding or creating datasets around specific semantics in the fields of digital humanities and historical linguistics, our approach yields robust results despite the limited size of our positive training samples. Considering both precision and True Positive Rate (TPR) metrics, we find that the HAN-256 model outperforms other approaches in alignment with our objectives. It achieves a commendable TPR of 70% along with a reasonably high precision of 85%. Striking a balance between missing 30% of positive examples while only requiring the filtration of 15% of noise, this approach appears to be a favorable compromise, surpassing all baseline methods that rely on token matching.

As for the input data used, it is noteworthy that Bert embeddings and Token embeddings exhibit significantly inferior performance compared to the RNN-based approach utilizing lemma embeddings. The stark contrast between token and lemma embeddings is particularly striking, especially when examining TPR, where there is a notable difference of -13 points between the HAN models. This disparity leads us to hypothesize that lemmatization effectively mitigates noise in our dataset, negating the effects of the rich morphology of Latin – a challenge that character embeddings alone do not seem to be able to adequately address. The situation with Bert embeddings presents a more intricate analysis, and we conjecture that the dimensionality of the embeddings may pose challenges given the inherent imbalance and scale of our training dataset.

Despite having the lowest precision among all the pooling methods, MeanMax stands out with the highest True Positive Rate (TPR) among them all. This remarkable disparity in TPR, reaching up to +24 points when compared to the Max pooling method, coupled with a relatively modest difference in precision (-2 points compared to Max), leads us to designate MeanMax as the most favorable pooling method in this context.

Embedding	Model	TPR	TNR	Precision	F1
	Baseline 1	100.0	7.43	9.82	17.88
	Baseline 2	100.0	12.32	10.31	18.69
	Baseline 3	98.8	48.37	16.17	27.79
	Baseline 4	74.9	72.34	21.44	33.34
Lemma	GRU-256	65.78 ± 5.82	98.92 ± 0.64	86.65 ± 5.13	74.45 ± 2.59
Lemma	HAN-256	70.60 ± 2.83	98.76 ± 0.30	85.33 ± 2.75	77.20 ± 1.35
Token	HAN-128	57.81 ± 5.37	98.82 ± 0.42	83.51 ± 3.79	68.06 ± 3.11
Token	GRU-128	59.16 ± 5.37	98.74 ± 0.35	82.81 ± 3.37	68.81 ± 3.16
Token	LSTM-128	57.01 ± 3.11	98.76 ± 0.26	82.33 ± 2.52	67.29 ± 1.84
Lemma	LSTM-256	66.73 ± 5.07	98.47 ± 0.67	82.16 ± 5.89	73.32 ± 2.26
Bert	GRU-256	66.97 ± 5.36	98.17 ± 0.33	78.79 ± 2.14	72.25 ± 2.91
Bert	HAN-256	68.39 ± 4.61	98.02 ± 0.39	77.91 ± 2.44	72.69 ± 1.98
Bert	Mean	50.08 ± 3.33	98.29 ± 0.12	74.73 ± 0.64	59.91 ± 2.45
Bert	Max	30.52 ± 6.64	98.86 ± 0.39	73.41 ± 3.08	42.62 ± 6.32
Bert	[BOS]	44.98 ± 4.20	98.22 ± 0.32	71.92 ± 2.19	55.20 ± 2.90
Bert	MeanMax	54.18 ± 5.52	97.76 ± 0.59	71.34 ± 3.18	61.31 ± 2.76

Table 5: Median scores over 10 trained models for each model per embedding and encoder.

Partial split When applied to the same testing set but with a considerably smaller dataset, we observe substantial shifts in the performance landscape. BERT, employing MeanMax encoding, emerges as the leading model in terms of balance between precision and TPR (Token based input have a very low TPR). Conversely, RNN, utilizing Bert embeddings as input, outperforms MeanMax by nearly 14 points in True Positive Rate (TPR), with only a marginal 1-point decrease in precision. Among the non-Bert-based models, lemma embeddings combined with the HAN model consistently rank in the top three, exhibiting competitive precision and TPR scores. While precision scores remain relatively consistent within the dataset, TPR scores reveal a noticeable 7-point difference between the top-ranked and second-ranked models.

In comparison to models trained on larger training samples, these smaller datasets yield significantly lower scores, with a decrease of -15 in precision and -7 in TPR. Nonetheless, these scores continue to outperform the token search baseline by a substantial margin. It is worth noting that human filtering of the model’s output remains a viable option given the achieved precision, which entails filtering out approximately 30% of noise from the results.

Embedding	Model	TPR	TNR	Precision	F1
	Baseline 1	100.0	7.43	9.82	17.88
	Baseline 2	100.0	12.32	10.31	18.69
	Baseline 3	98.8	48.37	16.17	27.79
	Baseline 4	74.9	72.34	21.44	33.34
Token	GRU-128	22.99 ± 3.92	99.27 ± 0.40	77.95 ± 8.74	35.09 ± 4.08
Token	LSTM-128	27.37 ± 4.78	98.92 ± 0.69	74.00 ± 8.29	39.41 ± 3.78
Bert	MeanMax	49.80 ± 3.34	98.02 ± 0.24	71.74 ± 1.71	58.71 ± 2.27
Token	HAN-256	23.63 ± 6.78	98.96 ± 0.46	71.56 ± 7.70	34.67 ± 8.38
Bert	HAN-256	63.11 ± 3.79	97.30 ± 0.63	70.54 ± 3.60	66.43 ± 0.80
Lemma	HAN-256	51.51 ± 5.93	97.70 ± 0.67	69.77 ± 5.16	58.95 ± 3.61
Bert	GRU-256	56.61 ± 7.71	97.25 ± 1.03	68.36 ± 4.78	61.39 ± 2.94
Lemma	LSTM-256	47.37 ± 8.79	97.38 ± 1.46	66.43 ± 7.32	54.35 ± 3.67
Lemma	GRU-128	48.92 ± 6.03	97.33 ± 0.95	65.74 ± 5.41	55.64 ± 2.95

Table 6: Median scores over 10 trained models for each model per embedding and encoder, on the partial dataset.

HAN as a human-centered solution With HAN models consistently ranking at the top of our models, we seized the opportunity to examine the relationship between attention weights at the token level and the identified words bearing sexual semantics. To investigate this, we calculated the relative rank of “sexual” tokens (according to the original analysis of Adams) by dividing their attention rank by the total number of tokens in the sentence. For instance, in a ten-word sentence, the first token would have a relative rank of 10%.

The results (Fig. 5) demonstrate the model’s ability to identify the salient semantic features of the sentence. This is a significant finding, as it enables us to leverage attention weights to assist human readers in their corpus filtering task, directing the philologist’s attention towards decision-making factors.

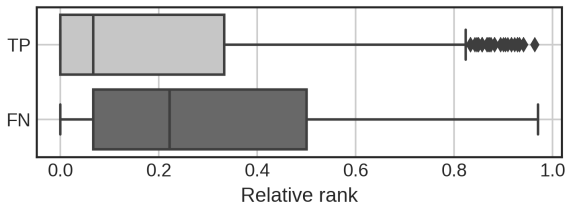


Figure 5: Relative rank distribution of the sexual terms in TP and FN.

Additionally, we discovered that in negative samples, punctuation significantly attract attention: 27% of exclamation marks, 35.6% of dots, 22.3% of semicolons, and 48.3% of question marks have the highest attention weights of their sentences (cf. Table 8). We expect that the reason behind this fallback to punctuation for attention in negative samples is that punctuation is at least common to all negative samples and positive samples, thus having no or nearly no semantic value.

7. Conclusion

In this paper, we presented a comprehensive analysis and evaluation of various architectures for a sentence semantic classification task in Latin. Our study focused specifically on addressing the challenges of the diversity of sexual idioms, subjects and genres.

Throughout our research, we thoroughly investigated various approaches to embedding and encoding, taking into account linguistic and contextual information in our models. We consistently observed strong performance from models utilizing LSTM, GRU, and HAN encoders, highlighting their efficacy in capturing the intricacies of the Latin language, particularly when using lemmas. We also showed that, while the inclusion of categorical features, such as author identity, yielded score improvements, these enhancements were inherently linked to biases present within the corpus. Moreover, our experiments underscore the substantial impact of dataset size on model performance. Larger datasets consistently yielded higher scores, whereas smaller datasets exhibited a pronounced decline in performance across multiple metrics. Furthermore, our findings reveal that the incorporation of BERT did not bring about a significant alteration in overall performance and, in some cases, even underperformed in the context of the larger dataset experiment. This suggests that, especially in compute-limited scenarios or for languages lacking MLM, the performance of RNNs remains promising, and their effectiveness should not be underestimated, even when considering the performance of Bert models.

These results further underscore the efficacy of the HAN model in capturing and attending to perti-

nent semantic features, offering valuable insights into the interpretability of the model’s attention mechanism. The discernment of key attention weights, as well as the significance of punctuation marks in negative samples, enhances our comprehension of the model’s behavior. This understanding can play a pivotal role in refining the computational analysis of sexual content in ancient texts. The attention scores generated by the model hold immense significance, particularly in assisting researchers in filtering out false positives when examining newly tagged data.

Although our study provides valuable insights and performance comparisons across various models and techniques, it also highlights areas ripe for future research. Notably, the underperformance of lexemes and character-level embeddings for lexemes presents an intriguing avenue for further investigation. Exploring features that the model may routinely overlook for classification purposes and verifying whether our hypothesis regarding the impact of morphological richness on the score drop is accurate could shed light on these underperforming aspects. The conclusions drawn in this paper should also undergo testing in various other semantic fields, including those with lower levels of lexical inventiveness. This broader exploration can help us identify the potential limitations of applying similar techniques and models in different contexts.

Overall, our findings contribute to the understanding of Latin language processing within the computational linguistic community, paving the way for future advancements in this field. By leveraging innovative approaches and carefully considering the nuances of the Latin language, we can unlock new possibilities for automated analysis, interpretation, and understanding of Latin texts, ultimately providing valuable assistance to philologists in their research endeavors.

Limitations

While our study provides valuable insights into semantic classification in Latin, there are several limitations to consider:

1. Our focus on the sexual semantic field may limit the generalizability of our findings to other domains, as different semantic fields may have unique linguistic characteristics that require tailored approaches.
2. Although we incorporated morpho-syntactic features as embeddings, there may exist other embedding sizes where they could have performed better as individual features rather than as agglomerated ones.
3. Our evaluation of sentence encoders was not exhaustive, and exploring alternative architec-

tures, such as fine-tuned BERT, could yield different results. However, it should be noted that not every language has access to or the ability to build a masked language model.

4. The specific bias introduced by choosing the sexual semantic field as our evaluation subject could influence the performance of categorical features, leading to potential limitations in their generalizability.

Addressing these limitations and expanding the scope of future studies will enhance our understanding and application of deep learning methods in Latin language processing.

Ethics Statement

Reader should be warned that Roman literature, being a product of its time, can contain explicit and potentially disturbing content related to sex and sexuality. It is important to acknowledge that the cultural and societal norms of the ancient Roman era as well as of High Middle Ages differ significantly from contemporary values and attitudes. The original dataset includes instances of explicit language, depictions of sexual acts, and even instances of humor involving rape threats.

While we recognize the importance of ethical considerations in computational linguistics, including the responsible treatment of sensitive subjects, the substantial temporal gap between the analyzed texts and the present day provides an additional layer of separation that helps mitigate immediate ethical concerns regarding the content of the dataset in terms – but not exclusively – of privacy. However, it is crucial to remain vigilant and address any potential biases or ethical implications that may arise from the interpretation and analysis of historical texts.

8. Code and data availability statement

Code and training dataset are available at <https://github.com/lascivaroma/seligator>. The positive samples can be found in their original repository at <https://github.com/lascivaroma/exemplier>.

9. Bibliographical References

James Noel Adams. 1982. *The Latin sexual vocabulary*. G. Duckworth, London.

David Bamman and Patrick J. Burns. 2020. *Latin bert: A contextual language model for classical philology*.

Thorsten Brants. 2000. *TnT – a statistical part-of-speech tagger*. pages 224–231.

Roberto Busa. 1980. The annals of humanities computing: The index thomisticus. *Computers and the Humanities*, pages 83–90.

Thibault Cl rice. 2021. *Latin Deucalion, a Model for the Lemmatization and Morphosyntactic Tagging of Classical and Late Latin*.

Neil Coffee, Jean-Pierre Koenig, Shakthi Poornima, Christopher W. Forstall, Roelant Ossewaarde, and Sarah L. Jacobson. 2013. *The Tesserae Project: intertextual analysis of Latin poetry*. *Literary and Linguistic Computing*, 28(2):221–228.

Louis Delatte. 1965. Programme d’analyse morphologique et syntaxique du latin. *Revue LASLA*, 1:57–62.

Michael Fell, Elena Cabrio, Michele Corazza, and Fabien Gandon. 2019. *Comparing Automated Methods to Detect Explicit Content in Song Lyrics*. In *Proceedings of the International Conference on Recent Advances in Natural Language Processing (RANLP 2019)*, pages 338–344, Varna. INCOMA Ltd.

Christopher W. Forstall and Walter J. Scheirer. 2019. *Quantitative Intertextuality: Analyzing the Markers of Information Reuse*. Springer International Publishing, Cham.

Matt Gardner, Joel Grus, Mark Neumann, Oyvind Tafjord, Pradeep Dasigi, Nelson Liu, Matthew Peters, Michael Schmitz, and Luke Zettlemoyer. *AllenNLP: A Deep Semantic Natural Language Processing Platform*.

Rachael B Goldman. 2013. Color-terms in social and cultural context in ancient rome. In *Color-Terms in Social and Cultural Context in Ancient Rome*. Gorgias Press.

Robert Gorman. 2020. *Author identification of short texts using dependency treebanks without vocabulary*. *Digital Scholarship in the Humanities*, 35(4):812–825.

Giacomo Inches and Fabio Crestani. 2012. *Overview of the International Sexual Predator Identification Competition at PAN-2012*. In *CLEF (Online working notes/labs/workshop)*, volume 30.

Mike Kestemont, Justin Stover, Moshe Koppel, Folgert Karsdorp, and Walter Daelemans. 2016. *Authenticating the writings of Julius Caesar*. *Expert Systems with Applications*, 63:86–96.

Jihyeok Kim, Reinald Kim Amplayo, Kyung-jae Lee, Sua Sung, Minji Seo, and Seung-won

- Hwang. 2019. [Categorical metadata representation for customized text classification](#). *Transactions of the Association for Computational Linguistics*, 7:201–215.
- George Lakoff and Mark Johnson. 2003. *Metaphors We Live By*. University of Chicago Press, Chicago.
- Chee Wee (Ben) Leong, Beata Beigman Klebanov, Chris Hamill, Egon Stemle, Rutuja Ubale, and Xianyang Chen. 2020. [A Report on the 2020 VUA and TOEFL Metaphor Detection Shared Task](#). In *Proceedings of the Second Workshop on Figurative Language Processing*, pages 18–29, Online. Association for Computational Linguistics.
- Chee Wee Ben Leong, Beata Beigman Klebanov, and Ekaterina Shutova. 2018. [A Report on the 2018 VUA Metaphor Detection Shared Task](#). In *Proceedings of the Workshop on Figurative Language Processing*, pages 56–66, New Orleans, LA. Association for Computational Linguistics.
- Dominique Longrée, Caroline Philippart de Foy, and Gérald Purnelle. 2010. [Structures phrasiques et analyse automatique des données morphosyntaxiques: le projet latsynt](#). In *Proceedings of the 10th International Conference Journées d’Analyse statistique des Données Textuelles*, pages 9–11, Rome.
- Wincenty Lutoslawski. 1898. [Principes de stylométrie appliqués à la chronologie des œuvres de platon](#). *Revue des études grecques*, 11(41):61–81.
- Enrique Manjavacas, Ákos Kádár, and Mike Kestemont. 2019a. [Improving lemmatization of non-standard languages with joint learning](#). pages 1493–1503.
- Enrique Manjavacas, Brian Long, and Mike Kestemont. 2019b. [On the Feasibility of Automated Detection of Allusive Text Reuse](#). In *Proceedings of the 3rd Joint SIGHUM Workshop on Computational Linguistics for Cultural Heritage, Social Sciences, Humanities and Literature*, pages 104–114, Minneapolis, MN. Association for Computational Linguistics.
- Fabián Muñoz, Gustavo Isaza, and Luis Castillo. 2021. [Smartsec4cop: Smart cyber-grooming detection using natural language processing and convolutional neural networks](#). In *Distributed Computing and Artificial Intelligence, 17th International Conference*, pages 11–20, Cham. Springer International Publishing.
- Benjamin Nagy. 2021. [Metre as a stylometric feature in Latin hexameter poetry](#). *Digital Scholarship in the Humanities*, (fqaa043).
- François Rastier. 1994. [Tropes et sémantique linguistique](#). *Langue française*, 101(1):80–101.
- Helmut Schmid. 1994. [Probabilistic part-of-speech tagging using decision trees](#).
- G.J. Steen, A.G. Dorst, J.B. Herrmann, A.A. Kaal, T. Krennmayr, and T. Pasma. 2010. [A method for linguistic metaphor identification](#). *From MIP to MIPVU*. Number 14 in *Converging Evidence in Language and Communication Research*. John Benjamins.
- Egon Stemle and Alexander Onysko. 2018. [Using Language Learner Data for Metaphor Detection](#). In *Proceedings of the Workshop on Figurative Language Processing*, pages 133–138, New Orleans, LA. Association for Computational Linguistics.
- Matthias Vogt, Ulf Leser, and Alan Akbik. 2021. [Early Detection of Sexual Predators in Chats](#). In *Proceedings of the 59th Annual Meeting of the Association for Computational Linguistics and the 11th International Joint Conference on Natural Language Processing (Volume 1: Long Papers)*, pages 4985–4999, Online. Association for Computational Linguistics.
- Zichao Yang, Diyi Yang, Chris Dyer, Xiaodong He, Alex Smola, and Eduard Hovy. 2016. [Hierarchical Attention Networks for Document Classification](#). In *Proceedings of the 2016 Conference of the North American Chapter of the Association for Computational Linguistics: Human Language Technologies*, pages 1480–1489, San Diego, CA. Association for Computational Linguistics.

10. Language Resource References

- Aurélien Berra. 2020. [aurelberra/stopwords v2.3.0](#). Zenodo. [\[link\]](#).
- Clérice, Thibault. 2021. [Corpus Latin antiquité et antiquité tardive lemmatisé](#). Zenodo. [\[link\]](#).
- Tang, Duyu and Qin, Bing and Liu, Ting. 2015. [Learning semantic representations of users and products for document level sentiment classification](#).

A. Detailed tables of aforementioned scores or statistics

Rank (F1)	Enriched layer	Encoder	Categorical feat.	Prec.	Rec.	F1
1	Linear	HAN	All	84.88	87.25	86.05
2	Linear	HAN	All	89.33	80.08	84.45
3	Linear	HAN	All	79.93	88.84	84.15
4	Linear	HAN	All but author	87.18	81.27	84.12
5	Linear	HAN	All but author	88.84	79.28	83.79
6	LSTM	LSTM	All	88.74	78.49	83.30
7	Linear	HAN	All but author	82.68	83.67	83.17
8	Linear	HAN	All but author	86.03	78.49	82.08
9	Linear	HAN	All	84.98	78.88	81.82
10	LSTM	LSTM	All but author	84.62	78.88	81.65
11	LSTM	LSTM	All but author	84.19	78.49	81.24
12	LSTM	LSTM	Century+Form	84.78	77.69	81.08
...						...
23	None		None	85.12	72.91	78.54

Table 7: Original results with categorical features included. The “Enriched layer“ is the layer at which the features are fed to the model. The first top ranking model without categorical feature was ranked 23, 7.5 points behind the F1 of the first model.

Sign	False Negative	False Positive	True Negative	True Positive
!	43.33	1.58	30.79	6.67
,		0.00	0.07	
.	10.69	0.37	46.79	17.25
;	4.05		19.44	0.54
?	10.00	0.49	51.84	11.82

Table 8: Percentages of punctuation signs carrying most of the attention depending on the classification. *E.g.* 43.33% of exclamation marks in False negative carry most of the attention in HAN.

B. Translations of offensive content

- A** “Lyris wants to know what she does [drunk].
What she does sober: she sucks (*fellat*).”
- B** “The column (*columna*) that hangs from Titius is so large that the young girls of Lampsaka venerate it.”
- C** “As long as you don’t pick anything from me with a shameless hand, you’ll be chaster than Vesta herself.” (Implying that if someone steals something from Priapus, who is talking here, they will be sexually assaulted).