



**HAL**  
open science

## One-Bend Drawing of $K_n$ in 3D, revisited

Olivier Devillers, Sylvain Lazard

► **To cite this version:**

Olivier Devillers, Sylvain Lazard. One-Bend Drawing of  $K_n$  in 3D, revisited. Michael A. Bekos; Markus Chimani. The 31st International Symposium on Graph Drawing and Network Visualization, Sep 2023, Palermo, Italy. Springer, 2023. hal-04195317

**HAL Id: hal-04195317**

**<https://inria.hal.science/hal-04195317v1>**

Submitted on 4 Sep 2023

**HAL** is a multi-disciplinary open access archive for the deposit and dissemination of scientific research documents, whether they are published or not. The documents may come from teaching and research institutions in France or abroad, or from public or private research centers.

L'archive ouverte pluridisciplinaire **HAL**, est destinée au dépôt et à la diffusion de documents scientifiques de niveau recherche, publiés ou non, émanant des établissements d'enseignement et de recherche français ou étrangers, des laboratoires publics ou privés.

Copyright

# One-Bend Drawing of $K_n$ in 3D, revisited

Olivier Devillers  
Sylvain Lazard

Université de Lorraine, CNRS, Inria, LORIA

Full version: [inria.hal.science/hal-04182069](http://inria.hal.science/hal-04182069)

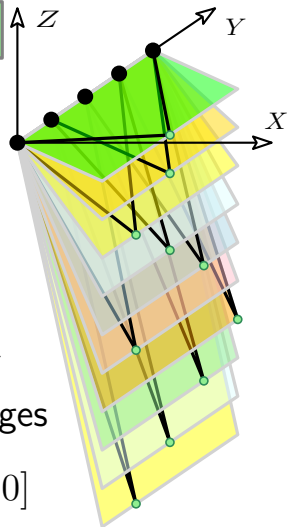
## 2.1 General idea of [2,3] constructions

- Make  $k$  groups of  $\frac{n}{k}$  vertices
- Each group is on a line parallel to the  $Y$ -axis
- The complete graph of each group is below its line
- The complete bi-partite graph between each pair of groups is above one of the lines
- [2,3]: use distinct  $k$  and distinct placements

## 2.2 Construction from [2,3]

Collinear one-bend drawing of complete graph  $K_k$

- Vertices on  $Y$ -axis
- Bends at  $X = 1, Z < 0$
- Distinct edges: have bends at distinct  $Z \Rightarrow$  they lie in distinct pages
- Box =  $[0, 1] \times [0, k] \times [\frac{k^2}{2}, 0]$



## 3.2 Our ideas:

### Intersecting wedges

- Make  $\sqrt{n}$  groups of  $\sqrt{n}$  vertices at  $Z = 0$
- Complete graph of each group below  $Z = 0$
- Complete bi-partite graph of each pair of groups

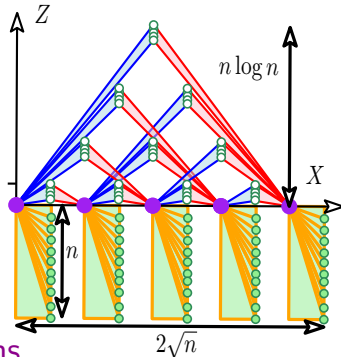
Disjoint upgoing wedges

Disjoint downgoing wedges

Up/Down intersection

Iterative top-down drawing

Shift new bend in  $Y$  to avoid edge intersections



Drawing in  $[0, 2\sqrt{n}] \times [0, Y_{\max}] \times [-\frac{n}{2}, n \log n]$

Volume =  $O(Y_{\max} n^{\frac{3}{2}} \log n)$

## 1. The problem:

- Vertices with integer coordinates
- Edges = two line segments (bend at int)
- Minimize volume of enclosing box

$\Omega(n^2)$  [1] Bose et al. 2004 doi:10.7155/jgaa.00079

Known:  $O(n^3/\log^2 n)$  [2] Morin & Wood 2004 doi:10.7155/jgaa.00095

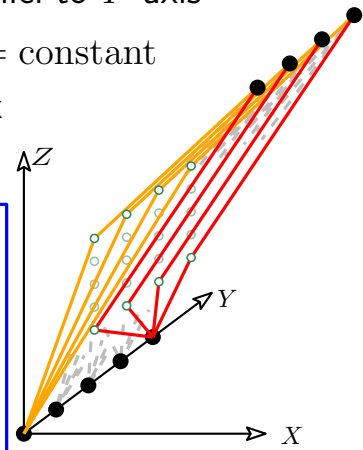
$O(n^{2.5})$  [3] Devillers et al. 2006 doi:10.7155/jgaa.00128

Our contribution:  $O(n^2 \log^2 n)$  Conjecture  
Experimental validation

## 2.3 Construction from [2,3]

Drawing of complete bi-partite graph  $K_{k,k}$

- Vertices on lines parallel to  $Y$ -axis
- Grid of bends at  $X = \text{constant}$
- Can be done in a box  $[0, 2] \times [0, k] \times [0, k]$



## 3.1 Our ideas:

Shift bend points

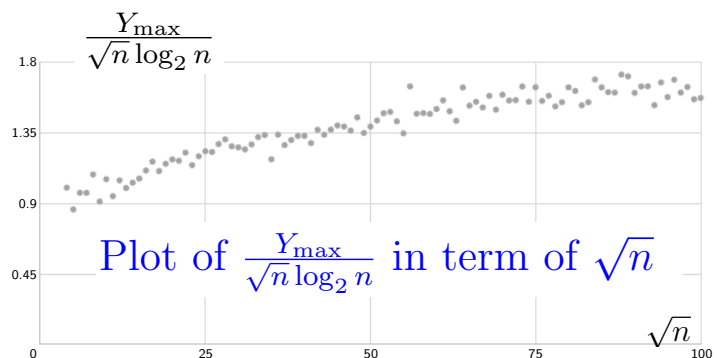
Given  $X$  and  $Z$   
Consecutive  $Y$  unnecessary  
Use monotonic  $Y$

## 3.3 Conjecture

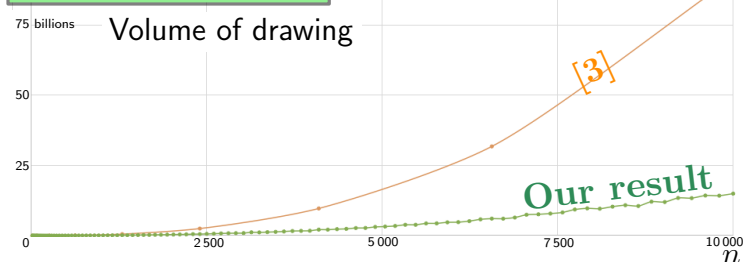
$$Y_{\max} = O(\sqrt{n} \log n)$$

$$\text{Volume} = O(n^2 \log^2 n)$$

## 3.4 Experimental validation



## Comparison with [3]



# One-Bend Drawing of $K_n$ in 3D, revisited

Olivier Devillers and Sylvain Lazard

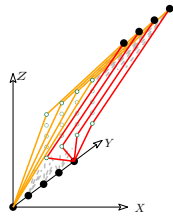
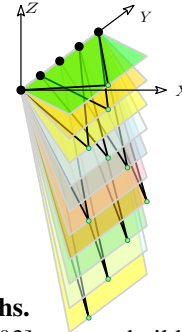
Université de Lorraine, CNRS, Inria, LORIA, Nancy, France  
 Olivier.Devillers@inria.fr      Sylvain.Lazard@inria.fr

Although graphs are usually drawn in 2D, some authors have considered 3D-drawings with vertices placed on an integer grid and try to minimize the volume of the enclosing box. If the edges are constrained to be straight line segments, Cohen et al. [2] proposed a crossing free drawing of the complete graph  $K_n$  within an optimal bounding box of volume  $\Theta(n^3)$ . Some authors consider the possibility of allowing some bends per edges. Bose, et al. [1] showed a  $\Omega(n^2)$  lower bound on the volume of a  $k$ -bend drawing of  $K_n$  (for any  $k$ ). Dyck et al. [4] achieved a  $O(n^2)$  construction with two bends per edge. If we restrict the number of bends to at most one per edge, Morin and Wood [5] get a volume of  $O(\frac{n^3}{\log^2 n})$ , later improved by Devillers et al. to  $O(n^{2.5})$  [3]. Both constructions split the set of vertices in  $k$  groups of  $\frac{n}{k}$  vertices and use two basic tools: the collinear drawing of the complete graph of each group (all vertices of a group are collinear) and the bi-collinear drawing of the complete bi-partite graph for each pair of groups (vertices are on two parallel lines). The trick is to arrange these subgraphs so that their hulls are disjoint.

In this paper, we allow the hulls of some bi-partite graphs to intersect provided that the bunches of edges do not intersect. Edges are drawn iteratively, checking the possible conflicts with already drawn edges. We draw the complete graph in a box of size  $[0, \sqrt{n}] \times [0, Y_{\max}] \times [-n, n \log n]$ , where  $Y_{\max}$  is computed for each  $n$ . We conjecture and check experimentally that  $Y_n = O(\sqrt{n} \log n)$  reaching a volume of  $O(n^2 \log^2 n)$  close to the quadratic lower bound.

## Collinear drawing of complete graphs.

Morin and Wood proposed to draw the complete graph  $K_k$  with all vertices on the  $Y$ -axis and  $O(k^3)$  volume (with various aspect ratio for the enclosing box). We will use it with a box  $[0, 1] \times [0, k] \times [-\frac{k^2}{2}, 0]$  by placing the vertices at  $(0, i, 0)$  for  $i \in [0, k)$  and bend at  $(1, y, j)$  where  $y$  is any integer in  $[0, k]$  and  $j$  is used to number the  $\frac{k(k-1)}{2}$  edges of  $K_k$ . Each edge is drawn in its own page (plane containing the  $Y$ -axis), and thus there are no crossings.



## Bi-collinear drawing of complete bi-partite graphs.

The construction proposed by Morin and Wood [5] §3 uses, as building blocks, drawings of complete bi-partite graphs with exactly one bend point per edge. These drawings are called one-bend bi-collinear drawings because the two sets of vertices of  $K_{n,m}$  are furthermore constrained to lie on two different lines parallel to the  $Y$ -axis.

Vertices are placed at  $(0, i, 0)$  for  $0 \leq i < n$  and  $(x, y + j, z)$  for  $0 \leq j < m$  with  $(x, y, z) \in \mathbb{Z}^3$ . The bend point is placed at  $(x', j, z' + i)$   $0 < x' < x$  and  $z' \in \mathbb{Z}$ . Choosing  $x' = 1, z' = 0, (x, y, z) = (2, 0, 0)$ , the volume is  $3nm$ . Notice that this

construction is contained in two convex bodies, called *wedges*, which are the convex hulls of, respectively, the bends and the  $n$  vertices, and the bends and the  $m$  vertices. Disjointness of edges is granted by considering the different planes parallel to the  $Y$ -axis they belong to.

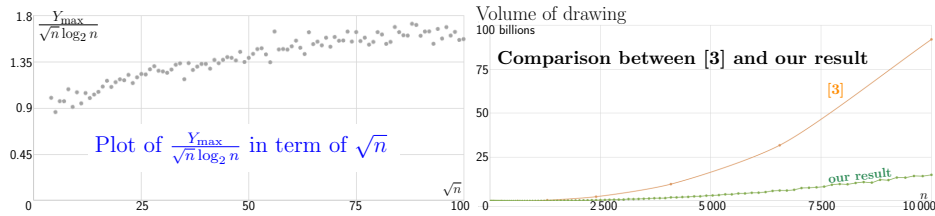
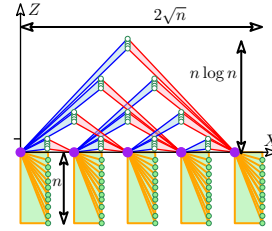
Notice that this construction still works if we place the bends of the edges from  $(0, i, 0)$  to  $(x, y + j, z)$  at  $(x', y_{ij}, z' + i)$  (instead of  $(x', j, z' + i)$ ) where  $(y_{i,j})_j$  are sequences of integers that are strictly increasing with  $j$  (sequences may depend on  $i$ ).

### Our construction.

We follow the idea of previous constructions to (i) split the set of  $n$  vertices in  $k$  groups of size  $\frac{n}{k}$ , (ii) place the groups on some lines parallel to the  $Y$ -axis in the  $XY$ -plane, (iii) draw for each group its complete graph in a box below the  $XY$ -plane, and (iv) draw for each pair of groups its complete bi-partite graph in two wedges above the  $XY$ -plane. However, unlike previous constructions, we allow the possibility for some wedges to intersect, although the different line segments in the wedges remain crossing free. We thus propose the following strategy:

- We split the vertices in  $k = \sqrt{n}$  groups of  $k$  vertices.
- Vertex  $v_{i,j}$ ,  $0 \leq j < k$  is at coordinates  $(2i, j, 0)$ .
- The complete graph of group  $v_{i,\star}$  is drawn in the box  $[2i, 2i + 1] \times [0, k] \times [-k^2, 0]$ .
- The bend for the edge from  $v_{i,j}$  to  $v_{i',j'}$  with  $i < i'$  is placed at  $e_{i,j,i',j'} = (i' + i, y_{i,j,i',j'}, z_{i'-i}k - j)$  where

$z_1 = 1$ ,  $z_i = \left\lceil \frac{i}{i-1} z_{i-1} \right\rceil + 1$ , and  $y_{i,j,i',j'}$  is determined algorithmically. Such a placement guarantees disjoint up-going (resp. down-going) wedges and a maximal height of  $O(n \log n)$ . To avoid intersections between up-going and down-going segments the bends are placed iteratively at the smallest  $y$  that preserves the monotonicity and does not create crossing with already drawn edges. We achieve a drawing within a box  $[0, 2\sqrt{n}] \times [0, Y_{\max}] \times [-n, n \log n]$ , where  $Y_{\max} = O(n^2)$  is determined by the algorithm. Based on the computation of  $Y_{\max}$  for many values of  $n$  (see below), we conjecture that  $Y_{\max} = O(\sqrt{n} \log n)$ , yielding a volume of  $O(n^2 \log^2 n)$ .



## References

1. P. Bose, J. Czyzowicz, P. Morin, and D. R. Wood. The maximum number of edges in a three-dimensional grid-drawing. *J. of Graph Algorithms and Applications*, 8(1):21–26, 2004. [doi:10.7155/jgaa.00079](https://doi.org/10.7155/jgaa.00079).
2. R. F. Cohen, P. Eades, T. Lin, and F. Ruskey. Three-dimensional graph drawing. *Algorithmica*, 17(2):199–208, 1997. [doi:10.1007/BF02522826](https://doi.org/10.1007/BF02522826).
3. O. Devillers, H. Everett, S. Lazard, M. Pentcheva, and S. Wismath. Drawing  $K_n$  in Three Dimensions with One Bend per Edge. *Journal of Graph Algorithms and Applications*, 10(2):287–295, 2006. [doi:10.7155/jgaa.00128](https://doi.org/10.7155/jgaa.00128).
4. B. Dyck, J. Joevenazzo, E. Nickle, J. Wilsdon, and S. Wismath. Drawing  $K_n$  in Three Dimensions with Two Bends Per Edge. Technical report, TR-CS-01-04, University of Lethbridge, 2004. [\(link\)](#).
5. P. Morin and D. R. Wood. Three-dimensional 1-bend graph drawings. *J. of Graph Algorithms and Applications*, 8(3):357–366, 2004. [doi:10.7155/jgaa.00095](https://doi.org/10.7155/jgaa.00095).