



HAL
open science

Input-output analysis of the stochastic Navier-Stokes equations: application to turbulent channel flow

Gilles Tissot, André V. G. Cavalieri, Etienne Mémin

► **To cite this version:**

Gilles Tissot, André V. G. Cavalieri, Etienne Mémin. Input-output analysis of the stochastic Navier-Stokes equations: application to turbulent channel flow. *Physical Review Fluids*, 2023, 8 (3), pp.1-18. 10.1103/PhysRevFluids.8.033904 . hal-04022896

HAL Id: hal-04022896

<https://inria.hal.science/hal-04022896v1>

Submitted on 10 Mar 2023

HAL is a multi-disciplinary open access archive for the deposit and dissemination of scientific research documents, whether they are published or not. The documents may come from teaching and research institutions in France or abroad, or from public or private research centers.

L'archive ouverte pluridisciplinaire **HAL**, est destinée au dépôt et à la diffusion de documents scientifiques de niveau recherche, publiés ou non, émanant des établissements d'enseignement et de recherche français ou étrangers, des laboratoires publics ou privés.



Distributed under a Creative Commons Attribution 4.0 International License

Input-output analysis of the stochastic Navier-Stokes equations: application to turbulent channel flow

Gilles Tissot,^{1,*} André V. G. Cavalieri,² and Étienne Mémin¹

¹*INRIA Rennes Bretagne Atlantique, IRMAR – UMR CNRS 6625, av. Général Leclerc, 35042 Rennes, France*

²*Department of Aerospace Engineering, Instituto Tecnológico de Aeronáutica,
Praça Mal. Eduardo Gomes 50, Vila das Acácias, 12228-900, São José dos Campos, Brazil*

Stochastic linear modelling proposed in TISSOT, MÉMIN & CAVALIERI (*J. Fluid Mech.*, vol. 912, 2021, A51) is based on classical conservation laws subject to a stochastic transport. Once linearised around the mean flow and expressed in the Fourier domain, the model has proven its efficiency to predict the structure of the streaks of streamwise velocity in turbulent channel flows. It has been in particular demonstrated that the stochastic transport by unresolved incoherent turbulence allows us to better reproduce the streaks through lift-up mechanism. In the present paper, we focus on the study of streamwise-elongated structures, energetic in the buffer and logarithmic layers. In the buffer layer, elongated streamwise vortices, named rolls, are seen to result from coherent wave-wave non-linear interactions, which have been neglected in the stochastic linear framework. We propose a way to account for the effect of these interactions in the stochastic model by introducing a stochastic forcing, which replaces the missing non-linear terms. In addition, we propose an iterative strategy in order to ensure that the stochastic noise is decorrelated from the solution, as prescribed by the modelling hypotheses. We explore the prediction abilities of this more complete model in the buffer and logarithmic layers of channel flows at $Re_\tau = 180$, $Re_\tau = 550$ and $Re_\tau = 1000$. We show an improvement of predictions compared to resolvent analysis with eddy viscosity, especially in the logarithmic layer.

I. INTRODUCTION

Coherent structures of the near-wall turbulence is an extensively explored topic. In the buffer layer, very close to the wall, the flow organises into streamwise vortices, or rolls, and elongated patterns of high/low streamwise velocity denoted as *streaks* [1–3]. These structures develop, break and are regenerated in a quasi-cyclical process [4]. A scenario explaining their behaviour [5] considers the cycle where the streaks intensify by the lift-up mechanism [6, 7], destabilise by spanwise meandering leading to non-linear interactions which give finally birth to new streamwise vortices. This final step allows to start a new cycle.

In the logarithmic layer, the flow organises as well along streaks [8, 9]. These structures are of larger size with a more disorganised motion due to the higher Reynolds number based on the wall distance (the wall distance in viscous units $y^+ = \frac{yu_\tau}{\nu}$ is a Reynolds number based on the friction velocity u_τ , the kinematic viscosity ν and the wall distance in outer units y , typical length scale of the largest structure [10]). Understanding their dynamical behaviour is still today an active research area. Smaller scales appear to be unnecessary to sustain these structures [11], suggesting the presence of a self-sustaining mechanism at large scale. Several evidences indicate that this mechanism is similar to the one active in the buffer layer [12, 13]. As noted in Cossu and Hwang [12], these large scale coherent structures exist in the sense of (ensemble) averaging or filtering as associated to large eddy simulation (LES). Even if they do not need the small scales to survive, they still interact with them. As a consequence to predict their dynamical behaviour, it is crucial to include the effect of small scales on these large scales, through Reynolds stress models for instance, or, as we propose here, by stochastic modelling. As a practical example in Bae et al. [14], resolvent analysis has been used to extract these large coherent structures in view of performing diagnostics of their action in removing their contributions in a numerical simulation. This procedure yields a drastic reduction of the turbulence intensity. The reduction is significant in the buffer layer and slightly less so in the logarithmic-layer, highlighting the requirement of modelling improvements in this region. Besides, practical control strategies require an accurate prediction of these structures, and providing simplified models predicting coherent structures at a given scale with a high fidelity is still today challenging.

By the knowledge of the time-averaged velocity field and possibly of some higher-order statistics, predicting coherent structures in a turbulent flow without resolving the whole multiscale space-time dependent solution has become an important research direction, to which many groups have devoted strong efforts. Considering a linearisation of the Navier–Stokes operator around a suitably chosen flow – often taken as the time-averaged flow [15] – it is natural to

* gilles.tissot@inria.fr

51 search for wave-solutions in the Fourier domain, which beyond a natural physical meaning gives access to efficient
 52 linear-algebra techniques. Since turbulence interacts with these wavy coherent structures, linearised solutions are
 53 often insufficient, and a closure is required.

54 Resolvent analysis [16–18] has become widely used to model coherent structures in turbulent flows since it considers
 55 the response of the linearised system to a forcing interpreted as the unknown non-linear term [19]. By singular
 56 value decomposition (SVD) of the resolvent operator, optimal harmonic forcing modes and associated responses are
 57 found. Resolvent analysis is used for the modelling of dominant coherent structures in turbulent flows [14, 19], data
 58 assimilation [20–25], as well as flow control [26]. The comparison between resolvent analysis and SPOD has been
 59 performed in turbulent channel flows at $Re_\tau = 180$ and 550 in Abreu et al. [27], where good agreement has been
 60 observed for elongated near-wall structures where the lift-up mechanism is active, associated with a dominance of the
 61 first SPOD mode. The main limitation of the method lies in the fact that coherent structures are well predicted if
 62 the non-linear term can be approximated as a Gaussian white noise, or if there is dominance of the first resolvent
 63 amplification gain (singular value) [28]. These conditions are often not verified.

64 In the context of a triple decomposition, where the velocity field is split into a time-average, a coherent-structure
 65 component and an incoherent turbulent field, an eddy viscosity can be introduced to the generalised Reynolds
 66 stresses induced by the incoherent part [29]. For streaky structures in turbulent channel flows Cess’s eddy viscosity
 67 model [30] has proven its prediction efficiency to some extent [24, 31–33], with a particular need in the logarithmic
 68 layer. In Morra et al. [34], it has been shown that the cross spectral density (CSD) matrix of the non-linear forcing
 69 in the DNS projects similarly onto resolvent forcing modes with eddy viscosity, thus explaining the improvement
 70 by adding an eddy viscosity. In Amaral et al. [24], resolvent-based estimations have been performed in turbulent
 71 channel flows at $Re_\tau = 180$, 550 and 1000. It has been shown that in the buffer layer, both resolvent with and
 72 without eddy viscosity lead to good estimations. However in the logarithmic layer, adding eddy viscosity becomes
 73 necessary. Further improvement of estimation is possible if forcing statistics are used, without eddy viscosity, to
 74 build an optimal estimator. This allows estimating flow fluctuations from wall measurements at various wall-normal
 75 locations. Although using the CSD of the forcing terms is an interesting method to construct estimators, this is not a
 76 viable approach to predict dominant coherent structures in turbulent flows, as it requires extensive use of flow data.

77 Resolvent analysis with Cess’s eddy viscosity will thus constitute our comparison model and will be referred to as
 78 ν_t -resolvent analysis, in contrast with ν -resolvent analysis when no eddy viscosity is considered. This works well for
 79 coherent structures, or waves, where strong production occurs. However, as argued by Symon et al. [35], since eddy
 80 viscosity is mainly diffusive (up to eddy-diffusion gradients [36]), it breaks the energy conservation over the whole
 81 spectrum. Then, it is not well adapted for waves receiving energy from other scales by backscattering. A detailed
 82 study of the discrepancy of ν and ν_t -resolvent analysis for a turbulent channel flow in terms of low-rank property,
 83 projection onto SPOD modes and energy transfers can be found in Symon et al. [36]. Other attempts to improve
 84 the modelling have been proposed. The embedding of covariance informations of the forcing has been for instance
 85 proposed in [34, 37]. However, this strategy was considered for diagnostic purposes only and has not been considered
 86 for predictions since a fine knowledge of the non-linear term is in that case required. An estimator has been proposed
 87 by Gupta et al. [38] considering together eddy diffusion and a model of stochastic forcing. As an alternative in the
 88 temporal domain, Zare et al. [39, 40] have devised a stochastic modelling based on control theory, which incorporates
 89 a coloured-in-time noise.

90 In Tissot et al. [41], a modelling strategy based on stochastic transport, so-called stochastic linear modes (SLM),
 91 has been proposed and will be considered in the present paper. It starts from a stochastic version of the Navier–Stokes
 92 equations, originally introduced by Mémin [42], which is based on the stochastic transport of conserved quantities.
 93 The formalism has been successfully employed to perform large eddy simulations [43], geophysical flow modelling [44–
 94 49], near-wall flow modelling [50], data assimilation [51–53] and reduced-order modelling [54, 55]. An advantage of the
 95 approach is the formulation of closure by defining statistics of a stochastic unresolved time-decorrelated (with respect
 96 to the time scales of the contribution resolved by the model) velocity field. The associated random perturbation
 97 ensues then from a stochastic transport operator. This stochastic transport involves in addition a stochastic diffusion,
 98 and an effective drift velocity similar to the turbophoresis effect [56]. An exact energy balance is obtained between
 99 the stochastic diffusion and the energy backscattering induced by the stochastic transport [44]. Linearising this model
 100 and expressing it in the Fourier domain leads to what we refer to as *stochastic linear modes* (SLM).

101 In SLM, the non-linear term, interpreted as the wave-wave interactions, has been neglected, relying on the stochastic
 102 transport of the solution by the incoherent turbulence to obtain a physically relevant model. In the present paper,
 103 we come back to this strong assumption. The generation of streamwise vortices likely involves non-linear interactions
 104 between large-scale coherent structures. As will be detailed further, a close analysis of SLM for these elongated
 105 structures shows a poor prediction of the rolls, despite a good prediction of the streamwise velocity fluctuations. This
 106 is consistent with the fact that coherent wave-wave interactions are neglected in SLM. In order to recover the right
 107 roll properties, we propose in this paper to study the response of SLM to a “non-linear” forcing similarly to what is
 108 done in resolvent analysis for modelling non-linear effects through an input-output formalism. We name this enhanced

109 solution *forced stochastic linear modes* (FSLM).

110 In addition to adding the aforementioned forcing, we propose some enhancements of the noise definition compared to
 111 Tissot et al. [41]. We propose an iterative procedure enforcing the noise to be incoherent with the solution. Moreover,
 112 the stochastic diffusion tensor is defined by root-mean-square velocity profiles, in order to ensure an approximated
 113 consistency between stochastic diffusion and noise expressed in the Fourier domain. We propose as well a decorrelation
 114 time definition based on an inertial range scaling. Finally, SLM/FSLM numerical computation is improved by the
 115 reformulation of the equations as an SVD problem.

116 With this more complete model which incorporates the effect of time-decorrelated turbulence on the coherent
 117 structures, we will explore the prediction abilities of stochastic modelling in the buffer and logarithmic layer of three
 118 turbulent channel flows at friction Reynolds number $Re_\tau = 180$, $Re_\tau = 550$ and $Re_\tau = 1000$. In particular, we will
 119 explore the ability of FSLM to predict coherent structures in the logarithmic layer.

120 In section II, notations used along the paper are introduced. In section III, we present the stochastic model. In
 121 section IV we explore the ability of these models to predict buffer and logarithmic layer structures in turbulent channel
 122 flows. Some modelling recommendations are given in section V. Conclusions are provided in section VI. Presentation
 123 of the resolvent analysis, numerical details and complementary results are given in Supplementary Material in order
 124 to have a more complete view by varying Reynolds number and sweeping the wave-number space.

125 II. NOTATIONS AND PRELIMINARIES

126 We consider three turbulent channel flows at the friction Reynolds numbers $Re_\tau = 180$, $Re_\tau = 550$ and $Re_\tau = 1000$
 127 with the Cartesian coordinates $\mathbf{x} = (x, y, z)$ of the streamwise, wall-normal and spanwise directions of the domain Ω ,
 128 respectively. The domain sizes (L_x, L_y, L_z) in outer units are respectively $(4\pi, 2, 2\pi)$, $(2\pi, 2, \pi)$ and $(2\pi, 2, \pi)$. Details
 129 and validations of the flow simulations can be found in [24], and additional details at $Re_\tau = 550$ are present in [34].
 130 The time-dependent (t) state variable $\mathbf{q}(x, y, z, t) = (\mathbf{u}, p)^T$ is composed of the velocity vector $\mathbf{u} = (u, v, w)^T$ and the
 131 pressure p . The velocity field is decomposed in its time-average and fluctuation $\mathbf{u} = \bar{\mathbf{u}} + \mathbf{u}'$ with $\bar{\mathbf{u}} = (U(y), 0, 0)^T$.
 132 By periodicity in the streamwise (x) and spanwise (z) directions, the space-time Fourier coefficient of the state
 133 variable with the sign convention $e^{i(\alpha x + \beta z - \omega t)}$ is noted $\hat{\mathbf{q}}_{\alpha, \beta, \omega}(y)$. Variables α , β , ω refer respectively to streamwise
 134 wavenumber, spanwise wavenumber and angular frequency. In the wall-normal direction, we define a diagonal matrix
 135 \mathbf{W} of quadrature coefficients. Finally, we note \cdot^H the transpose-conjugate operation.

136 III. STOCHASTIC LINEAR MODEL AND NON-LINEAR FORCING

137 III.1. Stochastic linear modes

138 In Tissot et al. [41], a modelling strategy for coherent structures in turbulent flows has been proposed. The formalism
 139 relies on the stochastic transport of conserved quantities by a time-differentiable velocity component perturbed by the
 140 variation of a Brownian motion. Under these assumptions a stochastic version of the Navier–Stokes equations under
 141 location uncertainty [42] can be written. In this section, we recall how the stochastic model can be expressed in the
 142 frequency-wavenumber domain to predict coherent structures. More details can be found in Tissot et al. [41].

The displacement $\mathbf{X}(\mathbf{x}, t)$ of a particle is written in a differential form

$$d\mathbf{X}(\mathbf{x}, t) = \mathbf{u}(\mathbf{x}, t)dt + (\boldsymbol{\sigma}d\mathbf{B}_t)(\mathbf{x}), \quad (1)$$

where \mathbf{u} is a time-differentiable velocity component, and $d\mathbf{B}_t$ is the increment of a Brownian motion. It can be
 remarked that equation (1) has to be understood as a time integral over an infinitesimal time increment dt . The
 operator $\boldsymbol{\sigma}$ is an integral operator which hides a spatial convolution in the domain Ω with a user-defined kernel $\check{\boldsymbol{\sigma}}$

$$(\boldsymbol{\sigma}d\mathbf{B}_t)^i(\mathbf{x}) = \int_{\Omega} \check{\boldsymbol{\sigma}}^{ij}(\mathbf{x}, \mathbf{x}', t)d\mathbf{B}_t^j(\mathbf{x}')d\mathbf{x}', \quad (2)$$

143 where the indices i and j refer to component indices. The vector \mathbf{x}' is composed of the integration space coordinates.

144 Defined as such, $\boldsymbol{\sigma}d\mathbf{B}_t$ is the displacement field induced by a velocity component that is smooth in space, but
 145 decorrelated in time. This term aims at representing a time decorrelated (with respect to the time scale of the
 146 considered physical processes) turbulent velocity component. In the general framework, $\boldsymbol{\sigma}$ can be smoothly time-
 147 dependent, but for the application of the present paper in statistically stationary turbulent flows, we will assume it
 148 constant in time.

Associated with $\boldsymbol{\sigma}$, we define the variance tensor \mathbf{a} such that

$$\mathbf{a}_{ij}(\mathbf{x})dt = \mathbb{E} \left((\boldsymbol{\sigma}d\mathbf{B}_t)^i(\mathbf{x}) (\boldsymbol{\sigma}d\mathbf{B}_t)^j(\mathbf{x}) \right), \quad (3)$$

with $(\boldsymbol{\sigma}d\mathbf{B}_t)^i(\mathbf{x})$ the i^{th} component of $\boldsymbol{\sigma}d\mathbf{B}_t$ at position \mathbf{x} and \mathbb{E} the expectation operator.

Using the Itô–Wentzell formula, conservation of mass and momentum subject to a stochastic transport leads to a stochastic version of the incompressible Navier–Stokes equations [42, 44], referred to as *under location uncertainty*:

$$\begin{aligned} d_t \mathbf{u} + (\mathbf{u}_d \cdot \nabla) \mathbf{u} dt + (\boldsymbol{\sigma}d\mathbf{B}_t \cdot \nabla) \mathbf{u} &= -\nabla(p_t dt + dp_t) + \frac{1}{Re} \nabla \cdot (\nabla \mathbf{u}) dt + \nabla \cdot \left(\frac{1}{2} \mathbf{a} \nabla \mathbf{u} \right) dt + \frac{1}{Re} \nabla \cdot (\nabla \boldsymbol{\sigma}d\mathbf{B}_t) \\ \nabla \cdot \mathbf{u}_d &= 0; \quad \nabla \cdot \boldsymbol{\sigma} = 0, \\ \mathbf{u}_d &= \mathbf{u} - \frac{1}{2} \nabla \cdot \mathbf{a}. \end{aligned} \quad (4)$$

In system (4), Re is the Reynolds number. Compared to the deterministic case, the transport of \mathbf{u} by $\boldsymbol{\sigma}d\mathbf{B}_t$ is introduced. This term brings energy (backscatter) to the system, which is exactly compensated by the stochastic diffusion $\nabla \cdot (\frac{1}{2} \mathbf{a} \nabla \mathbf{u}) dt$ [44]. The variable \mathbf{u}_d is called *drift velocity*. It takes into account that, in average, particles tend to be transported from highly turbulent regions towards low-turbulence regions [see 54, and references therein]. Mass conservation leads to a divergence-free condition on \mathbf{u}_d , and on $\boldsymbol{\sigma}$. Finally, a random pressure term dp_t corresponding to the small-scale velocity component is involved. This force balances the martingale part (proportional to $d\mathbf{B}_t$) of the system.

In Tissot et al. [41], system (4) is linearised around a mean velocity profile $U(y)$ and written in the Fourier domain (see details of the derivation in the latter reference), leading to

$$\begin{aligned} -i\omega \hat{u}_{\alpha,\beta,\omega} + i\alpha U_d \hat{u}_{\alpha,\beta,\omega} + \hat{v}_{\alpha,\beta,\omega} \frac{\partial U}{\partial y} + i\alpha \hat{p}_{\alpha,\beta,\omega} + \tilde{D}(\hat{u}_{\alpha,\beta,\omega}) &= -(\dot{\boldsymbol{\xi}}_{\alpha,\beta,\omega})_y \frac{\partial U}{\partial y} + \frac{1}{Re} \Delta(\dot{\boldsymbol{\xi}}_{\alpha,\beta,\omega})_x \\ -i\omega \hat{v}_{\alpha,\beta,\omega} + i\alpha U_d \hat{v}_{\alpha,\beta,\omega} + \frac{\partial \hat{p}_{\alpha,\beta,\omega}}{\partial y} + \tilde{D}(\hat{v}_{\alpha,\beta,\omega}) &= \frac{1}{Re} \Delta(\dot{\boldsymbol{\xi}}_{\alpha,\beta,\omega})_y \\ -i\omega \hat{w}_{\alpha,\beta,\omega} + i\alpha U_d \hat{w}_{\alpha,\beta,\omega} + i\beta \hat{p}_{\alpha,\beta,\omega} + \tilde{D}(\hat{w}_{\alpha,\beta,\omega}) &= \frac{1}{Re} \Delta(\dot{\boldsymbol{\xi}}_{\alpha,\beta,\omega})_z \\ i\alpha \hat{u}_{\alpha,\beta,\omega} + \frac{\partial \hat{v}_{\alpha,\beta,\omega}}{\partial y} + i\beta \hat{w}_{\alpha,\beta,\omega} = 0 \quad ; \quad \frac{\partial \sigma_{xy}}{\partial y} = \frac{\partial \sigma_{yy}}{\partial y} = \frac{\partial \sigma_{zy}}{\partial y} = 0, \end{aligned} \quad (5)$$

with the modified diffusion operator

$$\begin{aligned} \tilde{D}(\cdot) &= -\frac{1}{Re} \left(-\alpha^2 + \frac{\partial^2 \cdot}{\partial y^2} - \beta^2 \right) \\ &- \frac{1}{2} \left(-\alpha^2 a_{xx} + i\alpha a_{xy} \frac{\partial \cdot}{\partial y} - \alpha\beta a_{xz} + i\alpha \frac{\partial a_{yx} \cdot}{\partial y} + \frac{\partial}{\partial y} \left(a_{yy} \frac{\partial \cdot}{\partial y} \right) + i\beta \frac{\partial a_{yz} \cdot}{\partial y} - \alpha\beta a_{zx} + i\beta a_{zy} \frac{\partial \cdot}{\partial y} - \beta^2 a_{zz} \right). \end{aligned} \quad (6)$$

The drift mean flow is $U_d(y) = U(y) - \frac{1}{2} \partial a_{xy} / \partial y$. The Fourier transform of $\boldsymbol{\sigma}d\mathbf{B}_t$ is noted $d\boldsymbol{\xi}_{\alpha,\beta,\omega}$, and the associated velocity Fourier component $\dot{\boldsymbol{\xi}}_{\alpha,\beta,\omega} = d\boldsymbol{\xi}_{\alpha,\beta,\omega} / dt$ is a standard centered Gaussian white noise convolved with the space-Fourier transform of $\boldsymbol{\sigma}$. As the mean flow is parallel, the random transport term of equation (4) reduces to $-(\dot{\boldsymbol{\xi}}_{\alpha,\beta,\omega})_y \partial U / \partial y$ in the right-hand-side of equation (5), which is the strain induced by extraction of energy of the mean flow by the turbulence. This term is central in the lift-up mechanism [7] and it is the main actor in the role of incoherent turbulence in the streaks of streamwise velocity u . The choices of stochastic parameters ($\boldsymbol{\sigma}$, \mathbf{a}) are detailed in section III.4.

The main added-value of SLM in wall-bounded flows is to model the impact of time-decorrelated turbulence on the lift-up mechanism and its associated momentum mixing by stochastic diffusion. Due to stochastic transport, equation (5) is a stochastic equation for $\hat{\mathbf{u}}_{\alpha,\beta,\omega}$, Fourier transform of \mathbf{u}' . As a consequence, $\hat{\mathbf{u}}_{\alpha,\beta,\omega}$ is a random variable, whose variability will allow us to extract purely coherent components through the estimation of the CSD matrix $\mathbb{E}(\hat{\mathbf{u}}_{\alpha,\beta,\omega} \hat{\mathbf{u}}_{\alpha,\beta,\omega}^*)$ and its eigenvectors. The leading eigenvector is called stochastic linear mode, or SLM. Our objective is to extract the dominant coherent component by SLM, which is compared to the leading spectral proper orthogonal decomposition (SPOD) mode [57]. In Tissot et al. [41], ensemble method is employed for the estimation and we present in section III.3 a reformulation of the problem as a singular value decomposition, to improve computational efficiency.

III.2. Interactions between coherent structures

Equation (5) ensues from linearisation of equation (4). Coming back to the ground assumptions in our stochastic modelling, a triple decomposition is performed on the displacement

$$d\mathbf{X}(\mathbf{x}, t) = \bar{\mathbf{u}}(\mathbf{x})dt + \mathbf{u}'(\mathbf{x}, t)dt + (\sigma d\mathbf{B}_t)(\mathbf{x}). \quad (7)$$

The first term $\bar{\mathbf{u}}(\mathbf{x})dt = (U(y) \ 0 \ 0)^T dt$ is the time-average displacement. The fluctuation is split in a time-differentiable component and an incoherent turbulent field, perceived as time-decorrelated compared to the time scale of the coherent structure, and modelled by a Brownian motion. Even if the time-average is non-ambiguous, the splitting of the fluctuation is less obvious in general and is often performed through a phase/ensemble average operator [29, 58]. The formulation (7) is a way to perform the triple decomposition in a unique manner through time differentiability of the variable (more precisely this decomposition is unique through the Bichteler–Dellacherie decomposition of stochastic processes [59]). Let us remark that the Brownian part $\sigma d\mathbf{B}_t$ is modelled, while the time-differentiable part \mathbf{u}' is solution of the system. Moreover, contrary to a splitting based on phase-averaging, \mathbf{u}' contains coherent and incoherent contributions.

With this decomposition in mind, it can be seen that the stochastic diffusion can be interpreted as a generalised eddy diffusion (since a full tensor \mathbf{a} is involved) induced by the noise. In this case, the diffusion comes directly from the time decorrelation assumption and stems from the Itô–Wentzel formula, where Itô quadratic variations can be viewed as providing local averaging coefficients. The diffusion does not come from a Boussinesq hypothesis. This diffusion term accounts for the effect of time-decorrelated component, and not for nonlinear interactions between time-differentiable components.

In system (5), the neglected term (written as a right-hand-side term in the momentum equation) is

$$\mathcal{F} \left(\overline{(\mathbf{u}' \cdot \nabla) \mathbf{u}'} - (\mathbf{u}' \cdot \nabla) \mathbf{u}' \right), \quad (8)$$

where $\mathcal{F}(\cdot)$ stands for space-time Fourier transform. As in resolvent analysis (presented in Supplementary Material), this term is a convolution over all frequencies and wavenumbers, which renders an explicit expression difficult to obtain. A major difference compared to ν -resolvent analysis is that it represents non-linear interactions between smooth-in-time structures carrying coherent wave contributions and does not include time-decorrelated turbulent fluctuations. In that sense, its interpretation is closer to the forcing term in ν_t -resolvent analysis. We call the term (8) *wave-wave interactions*. The contribution of turbulent noise is already taken into account in the stochastic formulation.

We propose to treat the term (8) similarly to resolvent analysis, and to model it as a Gaussian white noise forcing term. The addition of a forcing term to equation (5) leads to

$$\begin{pmatrix} -i\omega + i\alpha U_d + \tilde{D}(\cdot) & \frac{\partial U}{\partial y} & 0 & i\alpha \\ 0 & -i\omega + i\alpha U_d + \tilde{D}(\cdot) & 0 & \frac{\partial \cdot}{\partial y} \\ 0 & 0 & -i\omega + i\alpha U_d + \tilde{D}(\cdot) & i\beta \\ i\alpha & \frac{\partial \cdot}{\partial y} & i\beta & 0 \end{pmatrix} \begin{pmatrix} \hat{u}_{\alpha, \beta, \omega} \\ \hat{v}_{\alpha, \beta, \omega} \\ \hat{w}_{\alpha, \beta, \omega} \\ \hat{p}_{\alpha, \beta, \omega} \end{pmatrix} = \begin{pmatrix} -(\dot{\xi}_{\alpha, \beta, \omega})_y \frac{\partial U}{\partial y} + \frac{1}{Re} \Delta(\dot{\xi}_{\alpha, \beta, \omega})_x \\ \frac{1}{Re} \Delta(\dot{\xi}_{\alpha, \beta, \omega})_y \\ \frac{1}{Re} \Delta(\dot{\xi}_{\alpha, \beta, \omega})_z \\ 0 \end{pmatrix} + b(y) \begin{pmatrix} \tilde{f}_x^{NL} \\ \tilde{f}_y^{NL} \\ \tilde{f}_z^{NL} \\ 0 \end{pmatrix}. \quad (9)$$

The linear operator in the left hand side of (9) can be written $\tilde{\mathbf{A}}_{\alpha, \beta, \bar{q}} - i\omega \mathbf{E}$. The parameter $b(y)$ is an amplitude parameter of the non-linear forcings whose choice is based on the turbulent fluctuation level observed in the data. Its choice is described in section III.4. The vector $(\tilde{f}_x^{NL}, \tilde{f}_y^{NL}, \tilde{f}_z^{NL})^T$ carries independent standard centered Gaussian white noises. The above model will lead to forced stochastic linear modes, referred to as FSLM.

In the system (9), two stochastic right-hand side terms come from distinct physical mechanisms: the first term function of $\dot{\xi}_{\alpha, \beta, \omega}$ is related to stochastic transport by incoherent small scale turbulence, while the second forcing term accounts for the non-linear interactions between coherent structures.

III.3. Numerical computation of the forced stochastic linear modes formalism

In Tissot et al. [41], an ensemble of solutions are computed to obtain an empirical CSD matrix. This procedure turns out to be more expensive than a singular value decomposition (SVD) for small size problems (one-dimensional in the

y direction). We can note that for large scale problems, advanced ensemble-based techniques [60, 61] or time-domain formulations [62] can be employed. We propose here to write FSLM as an SVD problem. Starting from system (9) and similarly as in resolvent analysis (presented in supplementary material), we define

$$\tilde{\mathbf{L}}_{\alpha,\beta,\omega} = \mathbf{H} \left(\tilde{\mathbf{A}}_{\alpha,\beta,\bar{q}} - i\omega\mathbf{E} \right)^{-1} \tilde{\mathbf{B}}, \quad (10)$$

with

$$\mathbf{H} = \begin{pmatrix} \mathbb{I} & 0 & 0 & 0 \\ 0 & \mathbb{I} & 0 & 0 \\ 0 & 0 & \mathbb{I} & 0 \end{pmatrix}, \quad \tilde{\mathbf{B}} = \begin{pmatrix} -(\Phi^\sigma)_y \mathbb{D}^\sigma \frac{\partial U}{\partial y} + \frac{1}{Re} \Delta(\Phi^\sigma)_x \mathbb{D}^\sigma & b(y)\mathbb{I} & 0 & 0 \\ \frac{1}{Re} \Delta(\Phi^\sigma)_y \mathbb{D}^\sigma & 0 & b(y)\mathbb{I} & 0 \\ \frac{1}{Re} \Delta(\Phi^\sigma)_z \mathbb{D}^\sigma & 0 & 0 & b(y)\mathbb{I} \\ 0 & 0 & 0 & 0 \end{pmatrix}, \quad (11)$$

with \mathbb{I} the identity matrix. The output operator \mathbf{H} specifies that the modes will be optimal in terms of kinetic energy. The input operator $\tilde{\mathbf{B}}$ maps the vector of random variables

$$\tilde{\mathbf{f}} = (\eta_1, \dots, \eta_{N_\sigma}, \tilde{f}_x^{NL}, \tilde{f}_y^{NL}, \tilde{f}_z^{NL})^T$$

to the forcing space of the linearised system. The matrix $(\Phi^\sigma)_j$, for $j = \{x, y, z\}$, gathers in columns $(\Phi_k^\sigma)_j$ for $k \in [1, N_\sigma]$, an expansion basis of the noise $d\xi_{\alpha,\beta,\omega} = \sum_{k=1}^{N_\sigma} c_k \Phi_k^\sigma \eta_k$ which will be specified in section III.4, with η_k standard centered Gaussian white noises. The diagonal matrix \mathbb{D}^σ contains the associated amplitude coefficients c_k .

We perform the singular value decomposition

$$\mathbf{W}^{\frac{1}{2}} \mathbf{H} \left(\tilde{\mathbf{A}}_{\alpha,\beta,\bar{q}} - i\omega\mathbf{E} \right)^{-1} \tilde{\mathbf{B}} \mathbf{W}_f^{-\frac{1}{2}} = \mathbf{U}_{\text{FSLM}} \boldsymbol{\Sigma}_{\text{FSLM}} \mathbf{V}_{\text{FSLM}}^*, \quad (12)$$

with

$$\mathbf{W}_f = \begin{pmatrix} \mathbb{I} & 0 \\ 0 & \mathbf{W} \end{pmatrix}. \quad (13)$$

As a final step, FSLM are defined by $\Phi_i^{\text{FSLM}} = \mathbf{W}^{-\frac{1}{2}} \mathbf{V}_{\text{FSLM},i}$, where the first mode is the predicted coherent structure and the higher order modes are used to define the noise at the next iteration (see section III.4). Moreover, as in resolvent analysis, an estimation of the CSD matrix can be obtained by $\mathbf{S} = \tilde{\mathbf{L}}_{\alpha,\beta,\omega} \tilde{\mathbf{L}}_{\alpha,\beta,\omega}^*$.

III.4. Choice of parameters in FSLM

We recall that we focus on coherent structures perturbed by turbulent flows in the buffer and logarithmic layers at scales where production exceeds dissipation, for which, therefore, a forward energy cascade is expected [35]. In the logarithmic layer, we focus at energetic scales, and as highlighted in Jiménez [63], dissipation takes place at a smaller scale. We expect in this region an energy cascade draining energy from large to small scales through an inter-scale energy flux. For large energetic scales in the logarithmic layer, we expect as well a larger influence of incoherent turbulence onto the wave compared to the buffer layer; we aim at modelling such influence by FSLM.

The two-point statistics of the noise, carried by σ , have to represent time decorrelated turbulent velocity field fluctuations. Its definition is an open question and relies on an *a priori* knowledge of the fluctuating velocity field. Our strategy is to use few parameters, preferably with quantities available in standard simulation data or well documented in the literature. Moreover, we need to respect the ground hypothesis that the noise is decorrelated from resolved coherent field (at the large-scale characteristic time scale).

We propose to set the variance tensor, \mathbf{a} , defined in equation (3), from root-mean-square (RMS) velocity profiles, and variances of velocity fluctuations, which are quantities often available in databases accompanying the mean flow profile:

$$\mathbf{a}(y) = \tau_s \begin{pmatrix} \langle u'^2(y) \rangle & \langle u'(y)v'(y) \rangle & 0 \\ \langle u'(y)v'(y) \rangle & \langle v'^2(y) \rangle & 0 \\ 0 & 0 & \langle w'^2(y) \rangle \end{pmatrix}, \quad (14)$$

where $\langle \cdot \rangle$ denotes average in time and in the homogeneous directions. The underlying hypothesis to use RMS profiles is that the contribution of the single coherent wave we are trying to predict is small compared to the whole time-domain solution. Thus, the RMS, which contains all contributions of the turbulent velocity field is a fair estimate of

the turbulence which impacts the wave. The decorrelation time τ_s , necessary for dimensional consistency, represents the time scale necessary for the Brownian motion to perform mixing by stochastic diffusion. This parameter is crucial for obtaining relevant results since it controls the level of diffusion. The time scale τ_s should represent, at a given wavelength, the time scale necessary for the turbulence to affect the wave by a transport mechanism. For this, we rely on an inertial scaling $\tau_s = \tau_0 (l/l_0)^{\frac{2}{3}}$ proposed in [64], assuming that the wavelength lies within the inertial range of an energy cascade under Kolmogorov hypotheses, and that this turbulent field is incoherent with the wave solution. The time $\tau_0 = l_0/U_0$ is the outer time scale, $l_0 = 2$ is the channel height, U_0 is the velocity averaged over the wall-normal direction; the scale of the wave is $l = 2\pi/\sqrt{k_x^2 + k_z^2}$ with $k_x = 2\pi/\lambda_x$ and $k_z = 2\pi/\lambda_z$ [10]. This scaling is valid for scales such that $l < l_0$. We do not expect our scaling to be valid for l larger than the channel height leading to structures living in the outer region. It can be noticed that the structure of the model allows a scale-dependent stochastic diffusion through the decorrelation time τ_s , which is set here by a physical scaling. In Gupta et al. [38], a similar scale dependence of the eddy diffusion has been observed to be necessary to produce accurate results.

The noise $d\xi_{\alpha,\beta,\omega}$ is the space-time Fourier transform of $\sigma d\mathbf{B}_t$. It is white in time, and its covariance is the CSD of $\sigma d\mathbf{B}_t$. It should match the Fourier transform of the cross correlation tensor of $\sigma d\mathbf{B}_t$, whose diagonal is the variance tensor \mathbf{a} . Indeed, the cross spectral density of $\sigma d\mathbf{B}_t$ is

$$\mathbb{E} \left(d\xi_{\alpha,\beta,\omega}^i \left(d\xi_{\alpha,\beta,\omega}^j \right)^H \right) = \mathcal{F} \left(\mathbb{E} \left((\sigma d\mathbf{B}_t)_x^i (\sigma d\mathbf{B}_t)_{x'}^j \right) \right), \quad (15)$$

and we recall the link with the variance tensor \mathbf{a} in equation (3). As a consequence, defining the noise based on an expansion onto SPOD modes Φ_k^{SPOD} associated with the eigenvalues λ_k^{SPOD}

$$d\xi_{\alpha,\beta,\omega} = \sum_{k=1}^{\infty} \sqrt{\lambda_k^{\text{SPOD}}} \Phi_k^{\text{SPOD}} \eta_k, \quad (16)$$

with η_k standard centered Gaussian white noise variables, is consistent with the definition of \mathbf{a} in equation (14), since SPOD modes are eigenfunctions of the CSD matrix of the turbulent fluctuation. This definition has two main issues. The first is the requirement of a fine description of the turbulent velocity field, since SPOD modes are required. Instead, we aim at constructing a model with a reduced quantity of data. The second issue is that in definition (16), the FSLM coherent structure would be necessarily correlated with a part of the noise, since it would be spanned by the full SPOD basis. Ultimately, we would like to subtract it from the noise basis, but only at the considered frequency-wavenumber couple to not invalidate our definition (14).

To address these issues, we propose to relax the strong consistency between equation (16) and the diffusion tensor \mathbf{a} equation (14). Instead, we ensure that the noise is decorrelated from the wave by modifying the definition of the noise. First, we express it as an expansion onto an orthonormal basis

$$d\xi_{\alpha,\beta,\omega} = \sum_{k=1}^{N_\sigma} c_k \Phi_k^\sigma \eta_k. \quad (17)$$

We then propose a first guess by defining $\Phi_k^\sigma = \Phi_{k+1}^{\nu\text{-resolvent}}$ and $c_k = \sqrt{\lambda_1^{\text{SPOD}}} s_{k+1}^{\nu\text{-resolvent}} / s_1^{\nu\text{-resolvent}}$, with $k \in [1, \dots, N_\sigma]$, ($s_k^{\nu\text{-resolvent}}$, $\Phi_k^{\nu\text{-resolvent}}$) the k^{th} singular value and optimal response mode of ν -resolvent analysis and λ_1^{SPOD} the first SPOD eigenvalue. This guess rescales the noise spanned by ν -resolvent suboptimal modes in such a way that the energy of the first mode matches the first SPOD mode. Doing this, we define an orthonormal family of vectors orthogonal to the dominant resolvent mode. The amplitude rescaling aims at obtaining a rough approximate consistency between σ and the definition of \mathbf{a} by the RMS profiles. The use of resolvent modes as a first guess frees the modelling from the data. Only the first SPOD eigenvalue is required, but this single parameter can be replaced by a free parameter fixed by some physical knowledge to obtain a full model-based procedure, in which no data is required.

In a second step, we correct the definition of (17) in order to ensure that the noise is decorrelated from the first FSLM. Once expressed in the Fourier domain, the time decorrelation becomes a decorrelation between ensemble realisations of the Fourier component. As explained in Towne et al. [57] for the SPOD modes, since the CSD matrix has been diagonalised, the contribution of separate eigenfunctions are decorrelated. We then construct a noise spanned by the eigenfunctions of the CSD matrix excluding the first FSLM. For that, we choose $\Phi_k^\sigma = \Phi_{k+1}^{\text{FSLM}}$ and $c_k = \sqrt{\lambda_{k+1}^{\text{FSLM}}}$, with $k \in [1, \dots, N_\sigma]$, where (λ_k^{FSLM} , Φ_k^{FSLM}) are eigen-elements of CSD matrix \mathbf{S} of FSLM solutions. The procedure is cyclic since high-order modes of FSLM are mandatory to predict the leading FSLM mode, but it is possible to compute it iteratively through a fixed point procedure initialised with the first guess, as summarised in algorithm 1. In practice, calculations converge quickly in few (less than 10) iterations with a relative tolerance on the Frobenius norm $\|\cdot\|_F$ of the CSD equal to $\epsilon = 10^{-3}$. An example of convergence is shown in the Supplementary Material. It

can be noticed in particular that it converges toward a solution where the energy decay of the spectrum is similar to SPOD (see section IV.4), which does not invalidate the consistency between noise and stochastic diffusion. Moreover, the decay in the singular values is moderately fast suggesting an incoherent (by construction) contribution that is sufficiently small to be considered as a noise, but too large to be neglected.

Algorithm 1: Iterative procedure for FSLM

```

Compute  $\nu$ -resolvent:  $\mapsto (s^{\nu\text{-resolvent}}, \Phi^{\nu\text{-resolvent}})$ 
 $\Phi_k^{\sigma,(1)} \leftarrow \Phi_{k+1}^{\nu\text{-resolvent}}, c_k^{(1)} = s_{k+1}^{\nu\text{-resolvent}} \frac{\sqrt{\lambda_1^{\text{SPOD}}}}{s_1^{\nu\text{-resolvent}}}, \mathbf{S}^{(1)} \leftarrow \sum_{k=0}^{N_\sigma} (c_k^{(1)})^2 \Phi_k^{\sigma,(1)} \Phi_k^{\sigma,(1)*};$ 
 $n \leftarrow 1;$ 
while not converged do
  Compute FSLM by SVD procedure (sec. III.3):  $\mapsto (\tilde{L}_{\alpha,\beta,\omega}, \lambda^{\text{FSLM}}, \Phi^{\text{FSLM}});$ 
   $\mathbf{S}^{(n+1)} \leftarrow \tilde{L}_{\alpha,\beta,\omega} \tilde{L}_{\alpha,\beta,\omega}^*;$ 
   $\Phi_k^{\sigma,(n+1)} \leftarrow \Phi_{k+1}^{\text{FSLM}}, c_k^{(n+1)} \leftarrow \sqrt{\lambda_{k+1}^{\text{FSLM}}};$ 
  if  $\|\mathbf{S}^{(n+1)} - \mathbf{S}^{(n)}\|_F / \|\mathbf{S}^{(1)}\|_F < \epsilon$  then
     $\text{converged} \leftarrow \text{True};$ 
  end
end

```

269

270

To summarise, the proposed procedure uses the RMS profiles to define the diffusion tensor \mathbf{a} , which is the one defined in the time-domain in equation (3). The noise $d\xi_{\alpha,\beta,\omega}$, space-time Fourier transform of $\sigma d\mathbf{B}_t$, is expanded on an orthonormal basis, which is estimated by an iterative procedure ensuring decorrelation between the noise and the solution. An initial guess is defined by resolvent modes rescaled using the first SPOD eigenvalue in order to obtain consistency with the definition of \mathbf{a} with a minimum of data.

Finally, in FSLM, the non-linear forcing amplitude has to be given. In order to obtain a physically relevant order of magnitude, the non-linear forcing amplitude $b(y)$ is chosen as $(\sqrt{\lambda_1^{\text{SPOD}}}/s_1^{\nu\text{-resolvent}})$ (TKE(y)/max(TKE)), with TKE(y) = $\langle u'^2 \rangle + \langle v'^2 \rangle + \langle w'^2 \rangle$ the turbulent kinetic energy. This scaling allows us to define a profile of non-linear forcing in the wall-normal direction consistent with the turbulent activity, and such that the response of the deterministic linearised system (without eddy viscosity) to this forcing has an amplitude comparable with SPOD.

281

IV. APPLICATION TO TURBULENT CHANNEL FLOW

282

IV.1. Numerical simulation

Databases of direct numerical simulation of turbulent channels were obtained with the pseudospectral code Channelflow 2.0 [65]. Periodic boundary conditions are enforced in the streamwise (x) and spanwise (z) directions and Chebyshev polynomials are used in the wall-normal direction (y). Parameters are given in table I and additional numerical details, including validation results, can be found in Amaral et al. [24]. Mean flow profiles for the three Reynolds numbers and root-mean-square (RMS) profiles at $Re_\tau = 1000$ are presented in figure 1. Results are presented using non-dimensional quantities using viscous (wall) scaling, denoted with a + superscript.

SPOD has been computed as a reference to which ν_t -resolvent analysis and FSLM will be compared. They represent the most energetic structure for a given frequency-wavenumber combination, which can be meaningfully compared to most amplified responses of resolvent and FSLM. Complementary numerical details are given in Supplementary Material.

Resolvent modes are known [19, 60] to show large responses around the critical layer y_c^+ , *i.e.* where the phase speed $c^+ = \lambda_x^+/\lambda_t^+$ matches the mean flow $U^+(y_c^+)$. SPOD modes follow the same trend, which is consistent with the fact that these modes are equivalent if the non-linear term behaves as a Gaussian white noise [66]. Two waves have been selected: one denoted W1 with $(\lambda_x^+, \lambda_z^+, \lambda_t^+) \approx (1000, 100, 100)$, typical of the streaks structures in the buffer layer

Re_τ	Re	N_x	N_y	N_z	Δx^+	Δy_{\min}^+	Δy_{\max}^+	Δz^+	Δt^+
180 (179)	2800	192	129	192	11.7	$5.4 \cdot 10^{-2}$	4.4	5.9	5.7
550 (543)	10000	384	257	384	8.9	$4.1 \cdot 10^{-2}$	6.7	4.4	3.0
1000 (996)	20000	484	385	484	12.9	$3.3 \cdot 10^{-2}$	8.2	6.5	2.5

TABLE I. Numerical parameters for the simulations.

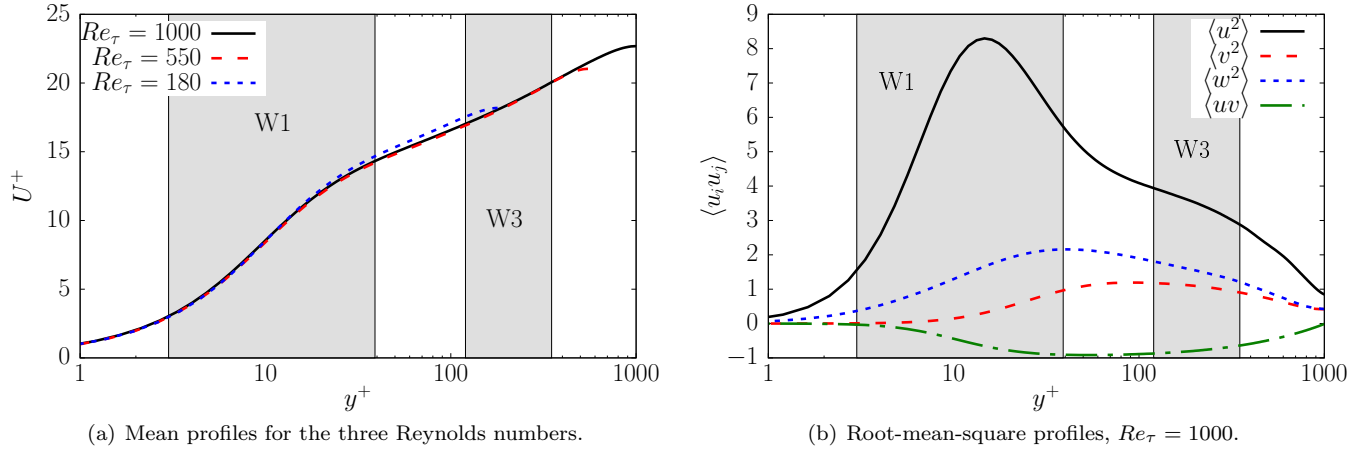


FIG. 1. Mean and root-mean-square profiles. Grey areas indicate the spatial supports of W1 and W3.

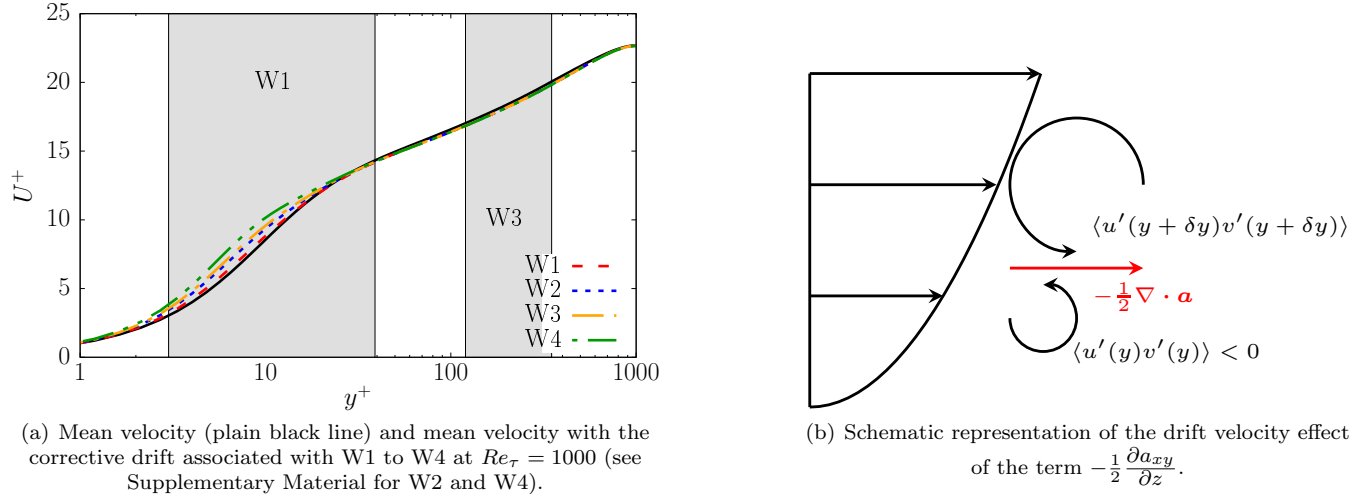


FIG. 2. Effect of the drift velocity.

299 chosen at the lowest Reynolds number $Re_\tau = 180$; and one denoted W3 with $(\lambda_x^+, \lambda_z^+, \lambda_t^+) \approx (2000, 500, 100)$, evolving
 300 within the logarithmic layer at the highest Reynolds number $Re_\tau = 1000$. In Supplementary Material, numerical
 301 details are presented. Moreover, the robustness of the method is shown by varying Reynolds number for W1, and two
 302 other waves (W2 and W4) are presented in order to vary the wall-distance of the wave spatial support. As in Tissot
 303 et al. [41] we consider modes that are odd in u and w (and thus even in v) around the channel centerline. This has
 304 been performed by enforcing symmetry in the operators $\mathbf{L}_{\alpha,\beta\omega}$, \mathbf{H} , $\tilde{\mathbf{B}}$.

305 The spatial supports of the waves W1 and W3 are reported in figures 1. In figure 2(a), the drift velocity (in wall
 306 units) associated with W1 to W4 are displayed at $Re_\tau = 1000$. It shows that the corrective drift $-\frac{1}{2}\partial a_{xy}/\partial y$ plays
 307 essentially a role in the buffer region. Since the variance tensor \mathbf{a} is defined based on RMS profiles in equation (14),
 308 the drift velocity accounts for the effective transport induced by the wall-normal variations of $\langle u'(y)v'(y) \rangle$. In the
 309 buffer region, the magnitude of $\langle u'v' \rangle$ (with negative values) increases with the wall distance, and this inhomogeneity
 310 tends to induce a positive streamwise transport velocity, which corresponds to the corrective drift term $-\frac{1}{2}\partial a_{xy}/\partial y$.
 311 This effective transport by the turbulent fluctuations is taken into account in the proposed linearised model, and does
 312 not appear explicitly in an eddy-viscosity model. This relevance of the drift velocity in the buffer region is in line with
 313 the observations and modelling of Pinier et al. [50]. Additionally, we can see that with our definition, the effect of
 314 drift velocity is more pronounced for waves evolving at higher wall-normal distance due to larger decorrelation times
 315 τ_s . As a matter of fact, for such long waves there is a more substantial contribution of the stochastic transport, which
 316 occurs with a longer decorrelation time.

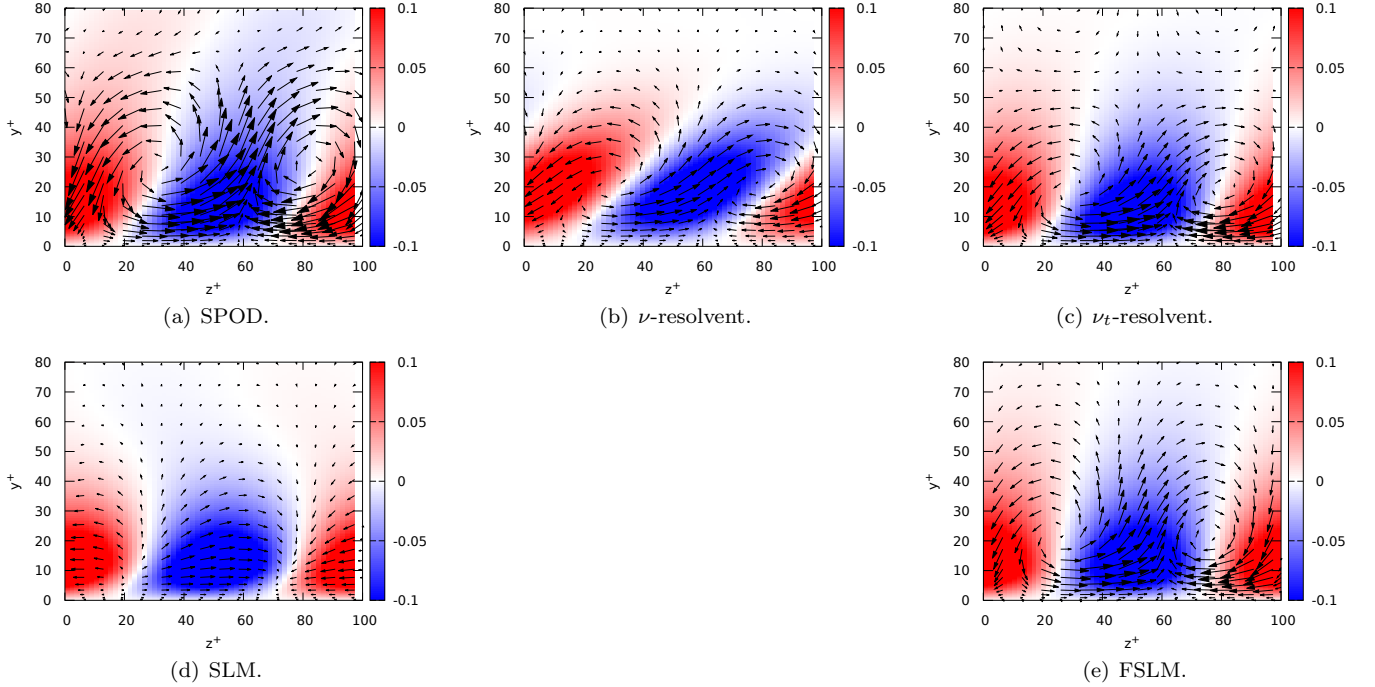


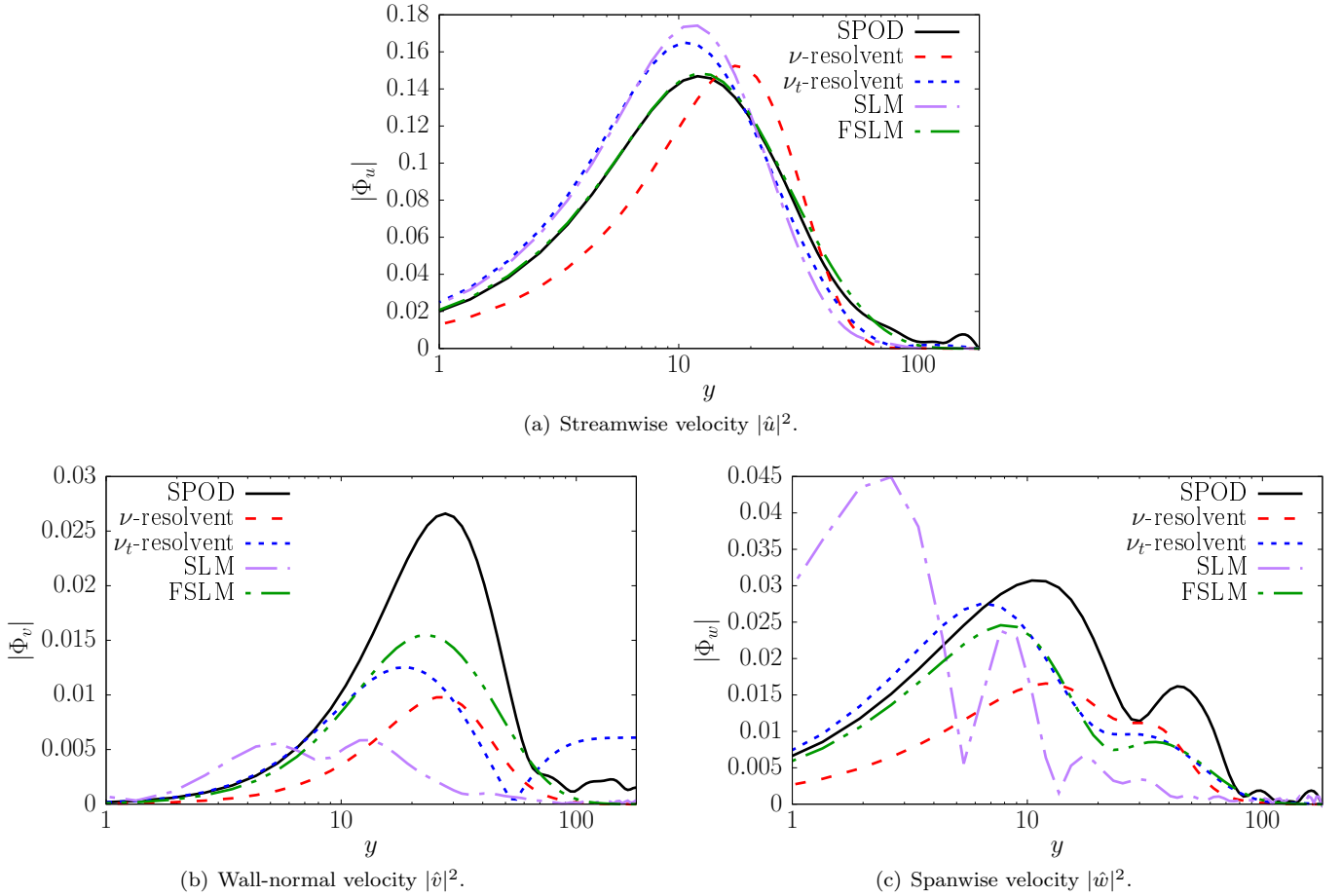
FIG. 3. Reconstructions of W1 at $Re_\tau = 180$. Colors are streamwise velocities, arrows are in-plane velocity fields.

IV.2. Buffer layer

319 In the buffer layer, we present the results at $Re_\tau = 180$, and complementary results at $Re_\tau = 550$ and $Re_\tau = 1000$ are
 320 given in the Supplementary Material. Figure 3(a) shows a velocity field cross section of the SPOD for W1 ($\lambda_x^+ = 1124$,
 321 $\lambda_z^+ = 102$, $\lambda_t^+ = 100$). It shows a typical streaky structure of u with streamwise vortices (rolls), which highlights the
 322 lift-up mechanism: in regions of high streamwise velocity high-speed streaks are emerging. They are associated with
 323 negative v components, which transport fluid with high streamwise velocity to a region with lower mean flow; the
 324 opposite happens for low-speed streaks, which are associated with positive v components. Predictions by ν -resolvent
 325 and ν_t -resolvent analysis are shown in figures 3(b) and 3(c) respectively. We can see a relevant prediction, with an
 326 improvement when eddy viscosity is added. This is consistent with Morra et al. [32]. Figure 3(d) shows the solution
 327 of the proposed stochastic model, but omitting the non-linear forcing (SLM). It can be seen that the streaks are
 328 well predicted, but the rolls are absent. However, taking into account wave-wave interactions by a non-linear forcing
 329 (FSLM) enables us to recover the rolls, and to obtain accurate predictions. This can be explained by the fact that
 330 stochastic transport models the effect of the incoherent part of the velocity field, thus leading to good predictions
 331 of the u profiles. Since near-wall streamwise vortices are thought to arise from a non-linear interaction of coherent
 332 structures [5], a non-linear forcing is mandatory to predict them. Resolvent analysis with eddy viscosity leads to
 333 good predictions as it takes into account this non-linear forcing and incorporates eddy diffusion. These predictions
 334 are significantly enhanced by the stochastic model since it explicitly modifies lift-up by incoherent turbulent motions
 335 through three complementary terms: the transport by the noise, a diffusion tensor with non-zero off-diagonal terms
 336 and a drift velocity active in the buffer region [41].

338 Profiles of power spectral density (PSD) of the three velocity components are shown in figure 4. They confirm
 339 that streamwise velocity (u) profiles are similarly captured by ν_t -resolvent and by SLM. The agreement of FSLM
 340 with SPOD data is significantly improved. Moreover, the streamwise vortices signing on the (v, w) profiles are not
 341 captured by SLM but strongly intensified in FSLM. The wall-normal velocity (v) is especially affected by the stochastic
 343 transport leading to the best agreement with SPOD.

344 To demonstrate the robustness of the procedure, buffer layer modes at other Reynolds numbers are shown in
 345 Supplementary Material. Despite a slight overall deterioration of agreement between all models and SPOD when the
 346 Reynolds number increases, the trend is maintained and FSLM shows systematically a better agreement.

FIG. 4. PSD velocity profiles of W1 at $Re_\tau = 180$.

IV.3. Logarithmic layer

347

348 We now select a wave named W3 evolving within the logarithmic layer by setting the phase speed $c^+ = 18.1$
 349 associated with a critical level $y_c^+ = 180$. The wave-number ($\lambda_x^+ = 2087, \lambda_z^+ = 522$) has been chosen in the energy
 350 peak [taken from ref. 24] of the premultiplied powerspectra of the streamwise velocity. It can be extracted by SPOD,
 351 as shown in figure 5(a). The ν -resolvent analysis (figure 5(b)) extracts typical critical layer modes, with a narrow
 352 spatial support located at the critical layer, *i.e.* at the wall-normal position y_c^+ where the phase speed c^+ matches
 353 the mean velocity. Incorporating eddy viscosity (figure 5(c)) leads to wider spatial support, more similar to SPOD
 354 modes, which is again consistent with previous studies [32]. However, there is room for improvements, since SPOD
 355 modes show a structure that peaks further from the wall than what is predicted by ν_t -resolvent. FSLM in figure 5(d)
 356 improves significantly this prediction with the streamwise velocity structure further from the wall and a more accurate
 357 shape of the rolls.

359 Figure 6 showing the PSD profiles highlights quantitatively this improvement. Concerning the u component,
 360 figure 6(a) shows that differently from the other models, the spatial support is very well captured. As for the wall-
 361 normal v velocity, the shape of the profile is better predicted but with a high relative amplitude. The spanwise w
 362 velocity is better captured as well.

364 The lower accuracy of ν_t -resolvent predictions can be understood by the fact that the effect of the incoherent
 365 turbulent field on the wave is modelled only by a diffusive mechanism. On the contrary, FSLM incorporates through
 366 stochastic transport some driving mechanisms induced by the incoherent motions existing at the same scale. The
 367 success of FSLM suggests that in the logarithmic region, where the turbulence is developed, taking into account the
 368 stochastic nature of the log-layer structures is central to perform accurate predictions.

369 In addition, profiles of SLM, *i.e.* neglecting the non-linear forcing, are shown to produce poor predictions. This
 370 suggests again that coherent non-linear wave-wave interactions are crucial for self-sustaining process for log-layer. It
 371 corroborates hypotheses in Flores and Jiménez [8] and Cossu and Hwang [12] that a coherent large scale self-sustaining

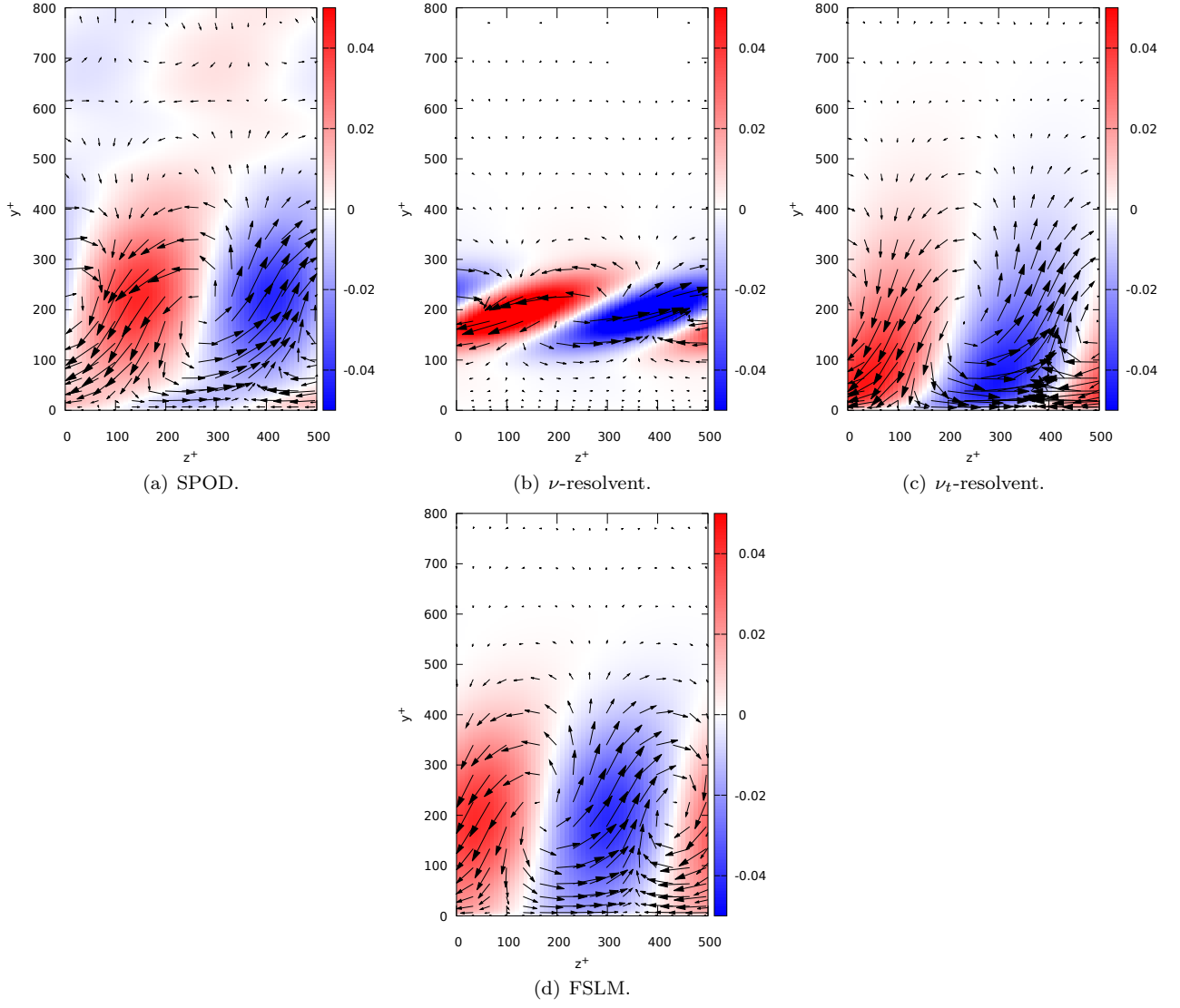


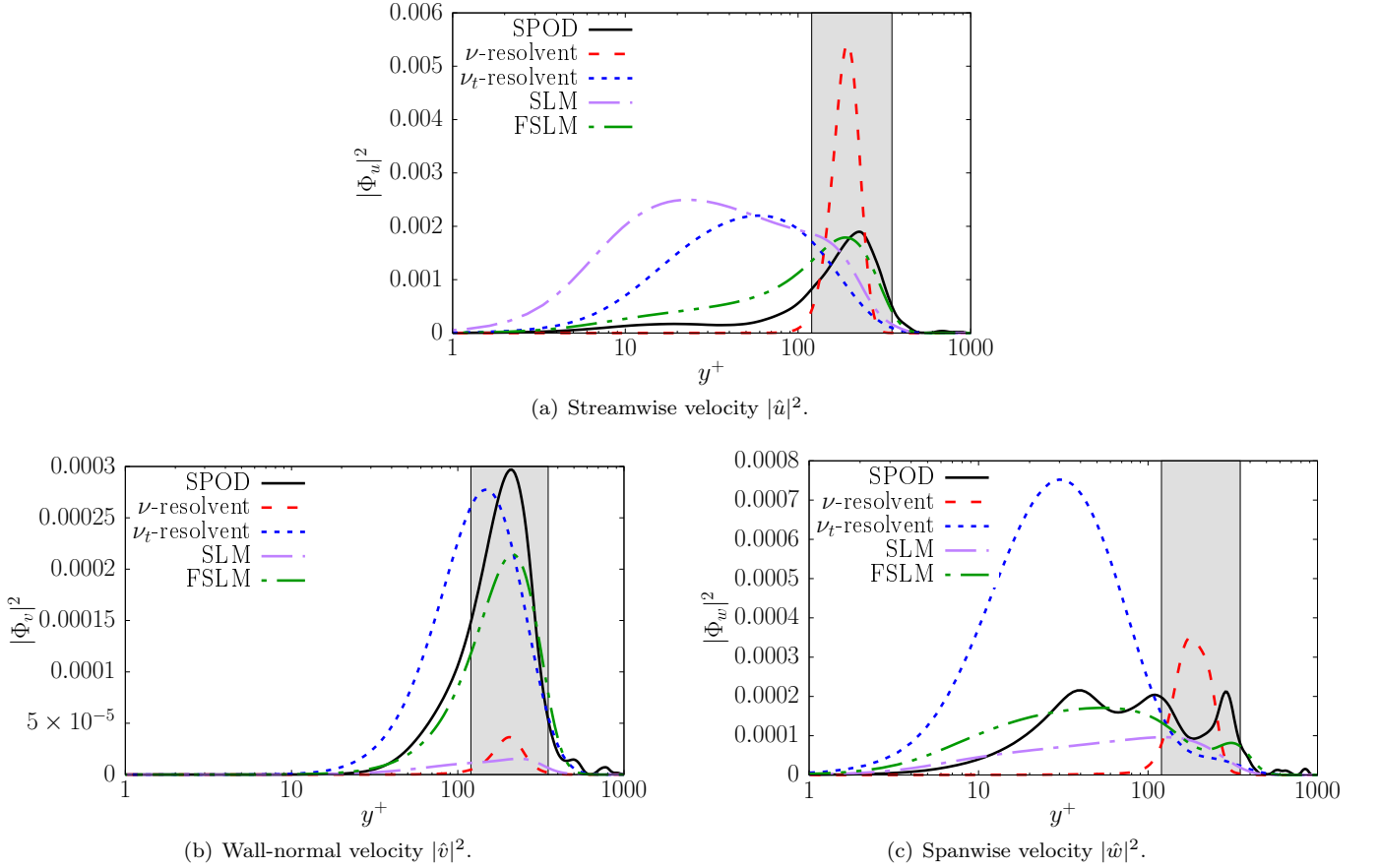
FIG. 5. Reconstructions of W3 at $Re_\tau = 1000$.

process is in action for large log-layer structures.

Frequency-wavenumber space has been swept, and colinearity metrics

$$\theta_{\alpha,\beta,\omega}^{\text{model}} = \frac{\left| \left(\Phi_{1,\alpha,\beta,\omega}^{\text{model}}, \Phi_{1,\alpha,\beta,\omega}^{\text{SPOD}} \right) \right|}{\left\| \Phi_{1,\alpha,\beta,\omega}^{\text{model}} \right\| \left\| \Phi_{1,\alpha,\beta,\omega}^{\text{SPOD}} \right\|} \quad (18)$$

have been computed (metric used for instance in [67]). This metric is a normalised inner-product between the dominant SPOD mode $\Phi_{1,\alpha,\beta,\omega}^{\text{SPOD}}$ and the mode issued from a given model $\Phi_{1,\alpha,\beta,\omega}^{\text{model}}$. A value of 1 means exact colinearity between modes, while 0 happens when the modes are orthogonal. Then, we compute the metric $\gamma_{\alpha,\beta,\omega} = \log \left(\theta_{\alpha,\beta,\omega}^{\text{FSLM}} / \theta_{\alpha,\beta,\omega}^{\nu_t\text{-resolvent}} \right)$ which represents the improvement ($\gamma > 0$) or deterioration ($\gamma < 0$) of colinearity with SPOD compared to the ν_t -resolvent model. Figure 7 shows the value of $\gamma_{\alpha,\beta,\omega}$ at four critical layer positions as a function of streamwise and spanwise wavenumbers. We can see that in the buffer and logarithmic layer, a wide range of streamwise elongated structures are improved with FSLM compared to ν_t -resolvent analysis. The improvement is more pronounced further from the wall since agreement is more difficult to obtain. Complementary maps of $\theta_{\alpha,\beta,\omega}^{\text{model}}$ are given in Supplementary Material. Isocontour of the pre-multiplied first SPOD eigenvalue $\alpha\beta\lambda_1^{\text{SPOD}}$ are superimposed, and show that deterioration happens at scales where less energy is present. Finally, in figure 7(d) almost in the outer-region, we can see that FSLM provide slightly worse performances than ν_t -resolvent for large λ_x and λ_z . We explain this discrepancy by

FIG. 6. PSD velocity profiles of W3 at $Re_\tau = 1000$.

384 the choice of decorrelation time τ_s which is designed based on inertial-range scalings (see section III.4). These maps
 386 prove a wide range of validity of the proposed model.

387

IV.4. Eigenspectrum

388 In figure 8, we compare the eigenvalues λ^{FSLM} of the FSLM model, *i.e.* the eigenvalues of $\mathbf{S}^{(n)}$ once the iterative
 389 procedure is converged, with the SPOD eigenvalues. It is performed for the two examples W1 at $Re_\tau = 550$ and W3
 390 at $Re_\tau = 1000$. As a reference, we show the spectrum of ν -resolvent amplification energy gain $(\sigma^{\nu\text{-resolvent}})^2$, which
 391 constitutes the initial guess of the iterative procedure. It can be seen that even if the initial guess has a spectrum with
 392 a decay that is too fast, the iterative procedure succeeds to produce a rate of energy decay similar to SPOD. We recall
 393 that these values have not been informed in the model, and it is only a consequence of the constraint that the noise
 394 is decorrelated from the FSLM coherent structure. We recall that a noise based on an expansion onto SPOD ensures
 395 consistency between the noise expressed in the Fourier domain and the definition given to the stochastic diffusion
 396 using RMS profiles. The fact that we recover a spectrum similar to SPOD suggests that the incoherent field spanned
 397 by suboptimal is relevant, despite the relaxation of the strong consistency between SPOD and RMS profile. Moreover,
 398 the moderate decay in the spectrum indicates that, after convergence, the incoherent part cannot be neglected.

399 As an indication, we have also shown in figure 8 the energy gain spectrum of ν_t -resolvent analysis. Consistently with
 400 the observations in [36], in the energetic scales of the buffer layer the energy gain of suboptimal modes of ν_t -resolvent
 401 analysis decays as fast as in ν -resolvent analysis, with a strongly low-rank behaviour. However in the log-layer, adding
 402 eddy-viscosity reduces this low-rank behaviour, and we can see in figure (8) that it rejoins the decay rate of SPOD.
 403 FSLM has a decay rate of the spectrum close to SPOD in both cases.

404 As a caveat, we recall that the comparison is made with a specific eddy viscosity model, which has been adjusted
 405 in Del Álamo and Jiménez [68] to match the numerical mean flow at $Re_\tau = 2000$. It may be highlighted that this
 406 eddy viscosity is not necessarily optimal for all Reynolds numbers. Moreover, the eddy viscosity designed to match
 407

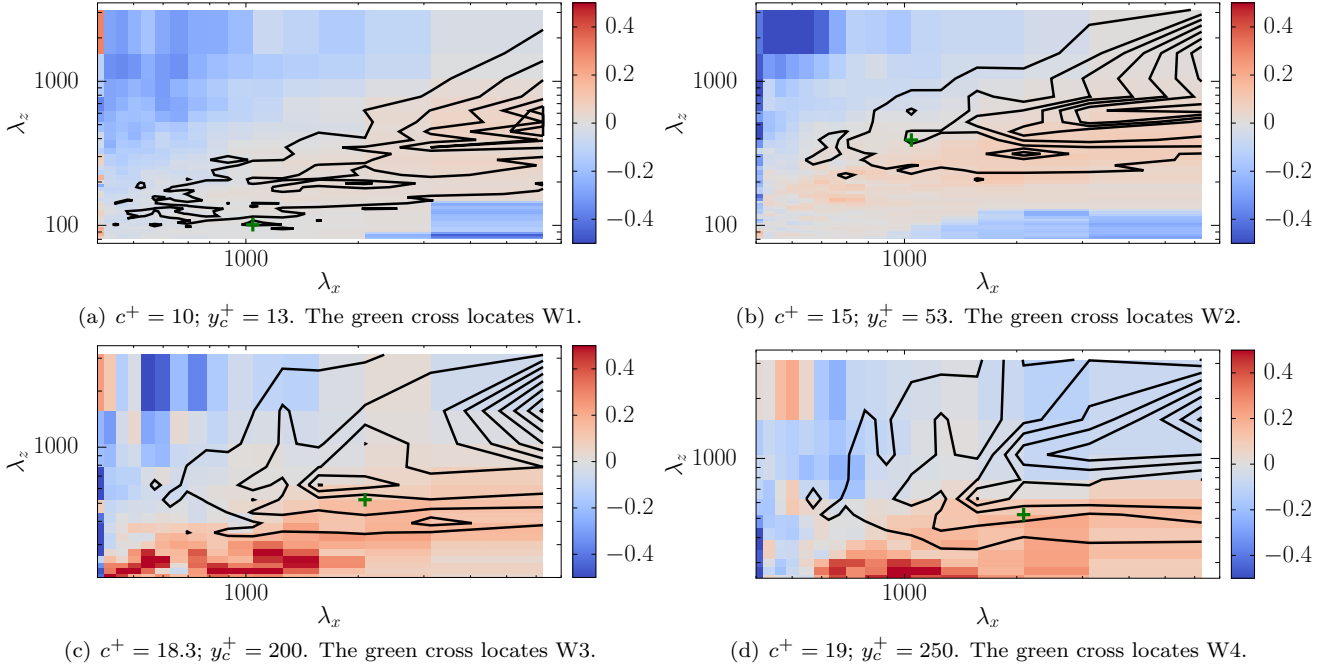


FIG. 7. Metric $\gamma_{\alpha, \beta, \omega} = \log(\theta_{FSLM}/\theta_{\nu_t\text{-res}})$ of improvement (> 0) or deterioration (< 0) of collinearity between FSLM and SPOD compared to ν_t -resolvent analysis as a function of λ_x, λ_z for various critical layer positions. Isocontours are the pre-multiplied value of the first SPOD $\alpha\beta\lambda_1^{\text{SPOD}}$.

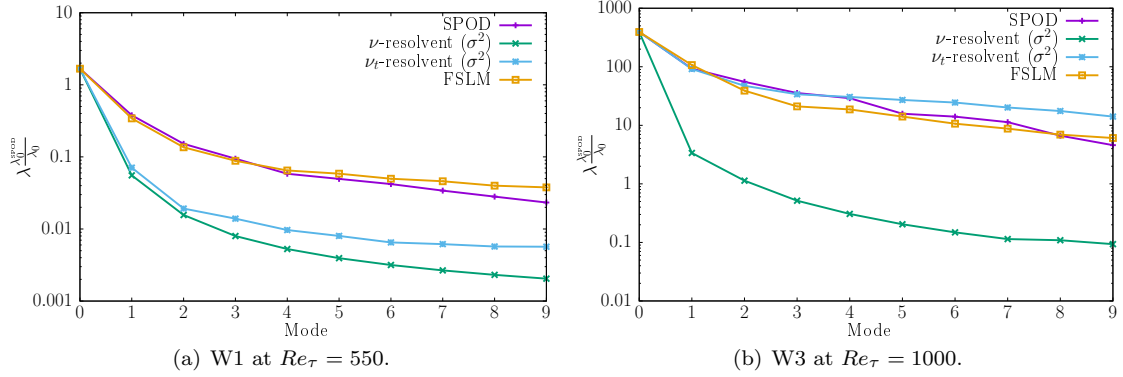


FIG. 8. Comparison of the eigenvalues. SPOD eigenvalues λ^{SPOD} , ν -resolvent amplification energy gain $(\sigma^{\nu\text{-resolvent}})^2$ and FSLM spectrum λ^{FSLM} (eigenvalues of $\mathbf{S}^{(n)}$ once converged). The spectra have been normalised by the first SPOD eigenvalue.

408 the mean flow is also not necessarily optimal to predict a coherent structure at a given wavenumber/frequency couple.
 409 There are, indeed, some indications in the literature that the eddy viscosity should be dependent on the wavenumber
 410 [36, 38]. On the other hand, the FSLM incorporates as well a given amount of data, but no optimisation procedure
 411 to match data. A fully consistent comparison is not obvious, and we keep in mind that some amount of improvement
 412 could be obtained as well in ν_t -resolvent analysis by optimising an eddy viscosity parameter. The goal is here more
 413 to highlight the benefit of stochastic modelling under location uncertainty than putting models in competition.

414 V. MODELLING RECOMMENDATIONS

415 The proposed formalism brings some modelling tools which address some limitations of the resolvent analysis frame-
 416 work. The non-linear term, assumed to act as an additive Gaussian white noise in resolvent analysis, is constrained
 417 in SLM to be issued from a transport mechanism. This can be interpreted in the resolvent framework as playing the
 418 role of colouring the additive forcing term. Actually it is more than this, since it takes explicitly into account inho-

419 mogeneity and anisotropy of the turbulent fluctuations. Besides, as explored for instance in Gupta et al. [38], there
 420 is often – on the basis for instance of the fluctuation dissipation theorem – the requirement to model a random term
 421 which brings energy to the system and a diffusion term which dissipates it. The stochastic framework under location
 422 uncertainty provides by construction an energy balance between these two mechanisms. For all these reasons, despite
 423 its more complex structure, stochastic modelling under location uncertainty may be relevant in flow configurations
 424 where resolvent analysis requires finer modelling.

425 In channel flows, ν -resolvent is accurate only close to the wall for elongated structures (see supplementary material
 426 for an overview of the metric $\theta_{\alpha,\beta\gamma}$). Adding eddy viscosity becomes necessary at higher wall-normal locations. In
 427 general flow configurations, we do not have systematically a model of eddy viscosity. In such a case a Reynolds
 428 Averaged Navier–Stokes (RANS) calculation, which requires a closure as well, allows to obtain eddy diffusion, as
 429 performed for instance in Pickering et al. [69]. In the proposed formalism, the stochastic diffusion is deduced from
 430 some knowledge of the small scale statistics, expressed conveniently in terms of velocity fluctuations.

431 In the present paper, we add the contribution of time-coherent non-linear interactions. In flows where the main
 432 effect lies in small-scale turbulence, the forcing term may be unnecessary. Dedicated studies should be performed to
 433 answer this question. However, the non-linear forcing term appears to be important when non-linearities arise from
 434 interactions between time-coherent structures, such as in wall-bounded flows.

435 SLM and FSLM are characterised by a modelling degree of freedom through the choice of the parameters $(\bar{\mathbf{u}}, \sigma, \mathbf{a}, \tau_s)$.
 436 We note in particular the role of τ_s , which may be sensitive since it controls the amplitude of the stochastic diffusion.
 437 These parameters can be determined based on data, or some physical scalings. The proposed strategy in section III.4
 438 is not universal, but aims at minimising the data requirement. Another possible strategy, which is currently being
 439 pursued by our group, is to obtain these parameters without data, but only based on a RANS calculation. This can
 440 provide the mean flow, and also the decorrelation time through the typical time of turbulence dissipation. The tensor
 441 σ can be expanded onto resolvent suboptimal modes, as in the present study.

442 VI. CONCLUSION

443 In this paper we have proposed a stochastic modelling strategy of coherent structures in turbulent channel flows.
 444 By adding a stochastic non-linear forcing term, we obtain a refinement of the model proposed in Tissot et al. [41].
 445 This forced model aims at improving consistency with the physical processes involved in these flows while maintaining
 446 the mathematical assumptions of the stochastic formulation. We used this model to explore the prediction abilities
 447 in the buffer and logarithmic layers in channels with friction Reynolds number equal to 180, 550 and 1000.

448 A central ingredient is the incorporation of a non-linear forcing representing coherent wave-wave interactions,
 449 which are essential in the self-sustaining processes of wall-bounded turbulence to generate streamwise vortices for
 450 large-scale structures in the logarithmic layer. In the model predictions, such forcing is central in the buffer layer,
 451 consistently with the Hamilton-Kim-Waleffe scenario [5]. Moreover we have shown that it is also central for large-scale
 452 structures in the logarithmic layer, which is in line with a large body of evidence in the literature supporting that
 453 self-sustaining processes are in action in the logarithmic layer. In addition to this, the model predicts a significant
 454 effect of incoherent turbulence on large log-layer structures, showing that it is crucial to model this effect in order
 455 to obtain good predictions. The model that we propose takes into account stochastic transport by this incoherent
 456 velocity field leading to an improvement compared to the state-of-the-art ν_t -resolvent analysis. The present model
 457 requires a knowledge of the statistics of the turbulent field, and there are some possible open directions concerning
 458 its specification.

459 The modelling ingredients act on several physical mechanisms. First the stochastic diffusion induced by incoherent
 460 velocity field, unlike an eddy viscosity, has the shape of a full tensor with in particular $\langle u'v' \rangle$ off-diagonal components,
 461 which are defined consistently with the RMS profiles. A mean drift velocity takes into account the turbophoresis
 462 effect (effective transport from high to low turbulence regions), which is active in the buffer layer. A stochastic term
 463 representing the lift-up induced by the random incoherent velocity field is explicitly taken into account.

464 In addition, we have brought technical improvements by ensuring the decorrelation of the incoherent component with
 465 the solution through an iterative procedure, and we have proposed an efficient computation of FSLM by reformulating
 466 it as a singular value decomposition problem. With these effects taken into account in the model, we obtained an
 467 agreement between model predictions and turbulent fluctuations at various wall-normal positions.

468 In summary, the proposed model incorporates features of resolvent analysis, via the forcing resulting from non-
 469 linear wave-wave interactions, to the stochastic formalism introduced in our previous work [41], combining hence the
 470 benefits of the two approaches. The stochastic framework can be seen as a refined model of incoherent turbulence
 471 on large-scale structures, which not only includes the standard additional diffusion present in eddy-viscosity models
 472 [69, 70], but also involves all aspects of stochastic transport at the lengthscale of interest. The study shows that
 473 FSLM seems to carry advantageous features for reduced-order modelling of coherent structures in turbulent flows.

ACKNOWLEDGMENTS

474

475 The authors acknowledge the support of the ERC EU project 856408 STUOD and the support of Rennes Métropole.

-
- 476 [1] S. J. Kline, W. C. Reynolds, F. A. Schraub, and P. W. Runstadler. The structure of turbulent boundary layers. *Journal*
477 *of Fluid Mechanics*, 30(04):741–773, 1967.
- 478 [2] C. R. Smith and S. P. Metzler. The characteristics of low-speed streaks in the near-wall region of a turbulent boundary
479 layer. *Journal of Fluid Mechanics*, 129:27–54, 1983. doi:10.1017/S0022112083000634.
- 480 [3] J. Jiménez and P. Moin. The minimal flow unit in near-wall turbulence. *Journal of Fluid Mechanics*, 225(213–240), 1991.
- 481 [4] R. L. Panton. Overview of the self-sustaining mechanisms of wall turbulence. *Progress in Aerospace Sciences*, 37(4):
482 341–383, 2001.
- 483 [5] J. M. Hamilton, J. Kim, and F. Waleffe. Regeneration mechanisms of near-wall turbulence structures. *Journal of Fluid*
484 *Mechanics*, 287:317–348, 1995. doi:10.1017/S0022112095000978.
- 485 [6] T. Ellingsen and E. Palm. Stability of linear flow. *The Physics of Fluids*, 18(4):487–488, 1975. doi:10.1063/1.861156.
- 486 [7] L. Brandt. The lift-up effect: The linear mechanism behind transition and turbulence in shear flows. *European Journal of*
487 *Mechanics-B/Fluids*, 47:80–96, 2014.
- 488 [8] O. Flores and J. Jiménez. Hierarchy of minimal flow units in the logarithmic layer. *Physics of Fluids*, 22(7):071704, 2010.
489 doi:http://dx.doi.org/10.1063/1.3464157. URL [http://scitation.aip.org/content/aip/journal/pof2/22/7/10.1063/](http://scitation.aip.org/content/aip/journal/pof2/22/7/10.1063/1.3464157)
490 [1.3464157](http://dx.doi.org/10.1063/1.3464157).
- 491 [9] A. J. Smits, B. J. McKeon, and I. Marusic. High-Reynolds number wall turbulence. *Annual Review of Fluid Mechanics*,
492 43(1):353–375, 2011. doi:10.1146/annurev-fluid-122109-160753.
- 493 [10] S. B. Pope. *Turbulent Flows*. Cambridge University Press, 2000. doi:10.1017/CBO9780511840531.
- 494 [11] Y. Hwang and C. Cossu. Self-sustained process at large scales in turbulent channel flow. *Physical Review Letters*, 105:
495 044505, Jul 2010. doi:10.1103/PhysRevLett.105.044505. URL [https://link.aps.org/doi/10.1103/PhysRevLett.105.](https://link.aps.org/doi/10.1103/PhysRevLett.105.044505)
496 [044505](https://link.aps.org/doi/10.1103/PhysRevLett.105.044505).
- 497 [12] C. Cossu and Y. Hwang. Self-sustaining processes at all scales in wall-bounded turbulent shear flows. *Philosophical*
498 *Transactions of the Royal Society A: Mathematical, Physical and Engineering Sciences*, 375(2089):20160088, 2017.
- 499 [13] A. Lozano-Durán, H. J. Bae, and M. P. Encinar. Causality of energy-containing eddies in wall turbulence. *Journal of Fluid*
500 *Mechanics*, 882:A2, 2020. doi:10.1017/jfm.2019.801.
- 501 [14] H. J. Bae, A. Lozano-Durán, and B. J. McKeon. Nonlinear mechanism of the self-sustaining process in the buffer and
502 logarithmic layer of wall-bounded flows. *Journal of Fluid Mechanics*, 914:A3, 2021. doi:10.1017/jfm.2020.857.
- 503 [15] D. Barkley. Linear analysis of the cylinder wake mean flow. *Europhysics Letters (EPL)*, 75(5):750–756, sep 2006. doi:
504 10.1209/epl/i2006-10168-7.
- 505 [16] P. J. Schmid and D. S. Henningson. *Stability and transition in shear flows*, volume 142. Springer-Verlag, 2001.
- 506 [17] L. N. Trefethen and M. Embree. *Spectra and pseudospectra: the behavior of nonnormal matrices and operators*. Princeton
507 University Press, 2005.
- 508 [18] M. R. Jovanović and B. Bamieh. Componentwise energy amplification in channel flows. *Journal of Fluid Mechanics*, 534:
509 145–183, 2005. doi:10.1017/S0022112005004295.
- 510 [19] B. J. McKeon and A. S. Sharma. A critical-layer framework for turbulent pipe flow. *Journal of Fluid Mechanics*, 658:
511 336–382, 2010.
- 512 [20] F. Gómez, A. S. Sharma, and H. M. Blackburn. Estimation of unsteady aerodynamic forces using pointwise velocity data.
513 *Journal of Fluid Mechanics*, 804:R4, 2016. doi:10.1017/jfm.2016.546.
- 514 [21] S. Symon, D. Sipp, and B. J. McKeon. A tale of two airfoils: resolvent-based modelling of an oscillator versus an amplifier
515 from an experimental mean. *Journal of Fluid Mechanics*, 881:51–83, 2019. doi:10.1017/jfm.2019.747.
- 516 [22] E. Martini, A. V. G. Cavalieri, P. Jordan, A. Towne, and L. Lesshafft. Resolvent-based optimal estimation of transitional
517 and turbulent flows. *Journal of Fluid Mechanics*, 900:A2, 2020. doi:10.1017/jfm.2020.435.
- 518 [23] A. Towne, A. Lozano-Durán, and X. Yang. Resolvent-based estimation of space-time flow statistics. *Journal of Fluid*
519 *Mechanics*, 883:A17, 2020. doi:10.1017/jfm.2019.854.
- 520 [24] F. R. Amaral, A. V. G. Cavalieri, E. Martini, P. Jordan, and A. Towne. Resolvent-based estimation of turbulent channel
521 flow using wall measurements. *Journal of Fluid Mechanics*, 927:A17, 2021. doi:10.1017/jfm.2021.764.
- 522 [25] L. Franceschini, D. Sipp, and O. Marquet. Mean- and unsteady-flow reconstruction with one or two time-resolved mea-
523 surements. *arXiv preprint arXiv:2102.03839*, 2021.
- 524 [26] C. Leclercq, F. Demourant, C. Poussot-Vassal, and D. Sipp. Linear iterative method for closed-loop control of quasiperiodic
525 flows. *Journal of Fluid Mechanics*, 868:26–65, 2019. doi:10.1017/jfm.2019.112.
- 526 [27] L. I. Abreu, A. V. G. Cavalieri, P. Schlatter, R. Vinuesa, and D. S. Henningson. Resolvent modelling of near-wall coherent
527 structures in turbulent channel flow. *International Journal of Heat and Fluid Flow*, 85:108662, 2020.
- 528 [28] S. Beneddine, D. Sipp, A. Arnault, J. Dandois, and L. Lesshafft. Conditions for validity of mean flow stability analysis.
529 *Journal of Fluid Mechanics*, 798:485–504, 007 2016. doi:10.1017/jfm.2016.331. URL [https://www.cambridge.org/core/](https://www.cambridge.org/core/article/conditions-for-validity-of-mean-flow-stability-analysis/2B42614C79F7EE9860AA56FB3DF1AB39)
530 [article/conditions-for-validity-of-mean-flow-stability-analysis/2B42614C79F7EE9860AA56FB3DF1AB39](https://www.cambridge.org/core/article/conditions-for-validity-of-mean-flow-stability-analysis/2B42614C79F7EE9860AA56FB3DF1AB39).
- 531 [29] W. C. Reynolds and A. K. M. F. Hussain. The mechanics of an organized wave in turbulent shear flow. Part

3. Theoretical models and comparisons with experiments. *Journal of Fluid Mechanics*, 54(2):263–288, 1972. doi:10.1017/S0022112072000679.
- [30] R. D. Cess. A survey of the literature on heat transfer in turbulent tube flow. *Research Report No. 8-0529-R24*, 1958.
- [31] Y. Hwang and C. Cossu. Linear non-normal energy amplification of harmonic and stochastic forcing in the turbulent channel flow. *Journal of Fluid Mechanics*, 664:51–73, 2010. doi:10.1017/S0022112010003629.
- [32] P. Morra, O. Semeraro, D. S. Henningson, and C. Cossu. On the relevance of Reynolds stresses in resolvent analyses of turbulent wall-bounded flows. *Journal of Fluid Mechanics*, 867:969–984, 2019. doi:10.1017/jfm.2019.196.
- [33] S. Symon, S. J. Illingworth, and I. Marusic. Large-scale structures predicted by linear models of wall-bounded turbulence. *Journal of Physics: Conference Series*, 1522(1):012006, 2020.
- [34] P. Morra, P. A. S. Nogueira, A. V. G. Cavalieri, and D. S. Henningson. The colour of forcing statistics in resolvent analyses of turbulent channel flows. *Journal of Fluid Mechanics*, 907:A24, 2021. doi:10.1017/jfm.2020.802.
- [35] S. Symon, S. J. Illingworth, and I. Marusic. Energy transfer in turbulent channel flows and implications for resolvent modelling. *Journal of Fluid Mechanics*, 911, 2021.
- [36] S. Symon, A. Madhusudanan, S. J. Illingworth, and I. Marusic. On the use of eddy viscosity in resolvent analysis of turbulent channel flow. *arXiv*, 2022. doi:10.48550/ARXIV.2205.11216. URL <https://arxiv.org/abs/2205.11216>.
- [37] P. A. S. Nogueira, P. Morra, E. Martini, A. V. G. Cavalieri, and D. S. Henningson. Forcing statistics in resolvent analysis: application in minimal turbulent Couette flow. *Journal of Fluid Mechanics*, 908:A32, 2021. doi:10.1017/jfm.2020.918.
- [38] V. Gupta, A. Madhusudanan, M. Wan, S. J. Illingworth, and M. P. Juniper. Linear-model-based estimation in wall turbulence: improved stochastic forcing and eddy viscosity terms. *Journal of Fluid Mechanics*, 925:A18, 2021. doi:10.1017/jfm.2021.671.
- [39] A. Zare, M. R. Jovanović, and T. T. Georgiou. Colour of turbulence. *Journal of Fluid Mechanics*, 812:636–680, 2017. doi:10.1017/jfm.2016.682.
- [40] A. Zare, T. T. Georgiou, and M. R. Jovanović. Stochastic dynamical modeling of turbulent flows. *Annual Review of Control, Robotics, and Autonomous Systems*, 3, 2019.
- [41] G. Tissot, A. V. G. Cavalieri, and E. Mémin. Stochastic linear modes in a turbulent channel flow. *Journal of Fluid Mechanics*, 912:A51, 2021. doi:10.1017/jfm.2020.1168.
- [42] E. Mémin. Fluid flow dynamics under location uncertainty. *Geophysical & Astrophysical Fluid Dynamics*, 108(2):119–146, 2014.
- [43] P. Chandramouli, D. Heitz, S. Laizet, and E. Mémin. Coarse large-eddy simulations in a transitional wake flow with flow models under location uncertainty. *Computers & Fluids*, 168:170–189, 2018. ISSN 0045–7930. doi:<https://doi.org/10.1016/j.compfluid.2018.04.001>. URL <http://www.sciencedirect.com/science/article/pii/S0045793018301890>.
- [44] V. Resseguier, E. Mémin, and B. Chapron. Geophysical flows under location uncertainty, Part I Random transport and general models. *Geophysical and Astrophysical Fluid Dynamics*, 111(3):149–176, April 2017. doi:10.1080/03091929.2017.1310210. URL <https://hal.inria.fr/hal-01391420>.
- [45] V. Resseguier, E. Mémin, and B. Chapron. Geophysical flows under location uncertainty, Part II Quasi-geostrophy and efficient ensemble spreading. *Geophysical and Astrophysical Fluid Dynamics*, 111(3):177–208, April 2017. doi:10.1080/03091929.2017.1312101. URL <https://hal.inria.fr/hal-01391476>.
- [46] V. Resseguier, E. Mémin, and B. Chapron. Geophysical flows under location uncertainty, Part III SQG and frontal dynamics under strong turbulence conditions. *Geophysical and Astrophysical Fluid Dynamics*, 111(3):209–227, April 2017. doi:10.1080/03091929.2017.1312102. URL <https://hal.inria.fr/hal-01391484>.
- [47] B. Chapron, P. Dérian, E. Mémin, and V. Resseguier. Large scale flows under location uncertainty: a consistent stochastic framework. *Quarterly Journal of the Royal Meteorological Society*, 144(710):251–260, 2018. doi:10.1002/qj.3198. URL <https://hal.inria.fr/hal-01629898>.
- [48] W. Bauer, P. Chandramouli, B. Chapron, L. Li, and E. Mémin. Deciphering the role of small-scale inhomogeneity on geophysical flow structuration: a stochastic approach. *Journal of Physical Oceanography*, February 2020. doi:10.1175/JPO-D-19-0164.1. URL <https://hal.inria.fr/hal-02398521>.
- [49] W. Bauer, P. Chandramouli, L. Li, and E. Mémin. Stochastic representation of mesoscale eddy effects in coarse-resolution barotropic models. *Ocean Modelling*, 151:1–50, 2020. doi:10.1016/j.ocemod.2020.101646. URL <https://hal.inria.fr/hal-02666147>.
- [50] B. Pinier, E. Mémin, S. Laizet, and R. Lewandowski. A stochastic flow approach to model the mean velocity profile of wall-bounded flows. *Physical Review E*, 2019. URL <https://hal.inria.fr/hal-01947662>.
- [51] Y. Yang and E. Mémin. High-resolution data assimilation through stochastic subgrid tensor and parameter estimation from 4D-EnVar. *Tellus A*, page 19, April 2017. URL <https://hal.inria.fr/hal-01500140>.
- [52] Y. Yang and E. Mémin. Estimation of physical parameters under location uncertainty using an Ensemble²-Expectation-Maximization algorithm. *Quarterly journal of the royal meteorological society*, pages 1–47, November 2018. doi:10.1002/qj.3438. URL <https://hal.inria.fr/hal-01944730>.
- [53] P. Chandramouli, E. Mémin, and D. Heitz. 4D large scale variational data assimilation of a turbulent flow with a dynamics error model. *Journal of Computational Physics*, 412, July 2020. doi:10.1016/j.jcp.2020.109446. URL <https://hal.inria.fr/hal-02547763>.
- [54] V. Resseguier, E. Mémin, D. Heitz, and B. Chapron. Stochastic modelling and diffusion modes for proper orthogonal decomposition models and small-scale flow analysis. *Journal of Fluid Mechanics*, 826:888–917, 2017.
- [55] V. Resseguier, A. M. Picard, E. Mémin, and B. Chapron. Quantifying truncation-related uncertainties in unsteady fluid dynamics reduced order models. *SIAM/ASA Journal on Uncertainty Quantification*, 9(3):1152–1183, 2021.

- 596 [56] M. Reeks. The transport of discrete particles in inhomogeneous turbulence. *J. Aerosol Sci.*, 14(6):729–739, 1983.
- 597 [57] A. Towne, O. T Schmidt, and T. Colonius. Spectral proper orthogonal decomposition and its relationship to dynamic
598 mode decomposition and resolvent analysis. *Journal of Fluid Mechanics*, 847:821–867, 2018.
- 599 [58] E. Yim, P. Meliga, and F. Gallaire. Self-consistent triple decomposition of the turbulent flow over a backward-facing step
600 under finite amplitude harmonic forcing. *Proceedings of the Royal Society A*, 475(2225):20190018, 2019.
- 601 [59] P. E. Plotter. Stochastic integration and differential equation. *Stochastic Modeling and Applied Probability*, 21, 2005.
- 602 [60] R. Moarref, A. S. Sharma, J. A. Tropp, and B. J. McKeon. Model-based scaling of the streamwise energy density in
603 high-Reynolds-number turbulent channels. *Journal of Fluid Mechanics*, 734:275–316, 2013. doi:10.1017/jfm.2013.457.
- 604 [61] J. H. M. Ribeiro, C.-A. Yeh, and K. Taira. Randomized resolvent analysis. *Physical Review Fluids*, 5:033902, Mar 2020.
605 doi:10.1103/PhysRevFluids.5.033902. URL <https://link.aps.org/doi/10.1103/PhysRevFluids.5.033902>.
- 606 [62] E. Martini, D. Rodríguez, A. Towne, and A.V.G. Cavalieri. Efficient computation of global resolvent modes. *Journal of*
607 *Fluid Mechanics*, 919:A3, 2021. doi:10.1017/jfm.2021.364.
- 608 [63] J. Jiménez. Near-wall turbulence. *Physics of Fluids (1994-present)*, 25(10):101302, 2013. doi:
609 <http://dx.doi.org/10.1063/1.4824988>.
- 610 [64] S. Kadri Harouna and E. Mémin. Stochastic representation of the Reynolds transport theorem: revisiting large-scale
611 modeling. *Computers and Fluids*, 156:456–469, August 2017. doi:10.1016/j.compfluid.2017.08.017. URL <https://hal.inria.fr/hal-01394780>.
- 612 [65] J. F. Gibson, F. Reetz, S. Azimi, A. Ferraro, T. Kreilos, H. Schrobdsdorff, M. Farano, A. F. Yesil, S. S. Schütz, M. Culp,
613 and T. M. Schneider. Channelflow 2.0. *Manuscript in preparation*, 2019.
- 614 [66] A. V. G. Cavalieri, P. Jordan, and L. Lesshafft. Wave-packet models for jet dynamics and sound radiation. *Applied*
615 *Mechanics Reviews*, 71(2), 2019.
- 616 [67] A. V. G. Cavalieri, D. Rodríguez, P. Jordan, T. Colonius, and Y. Gervais. Wavepackets in the velocity field of turbulent
617 jets. *Journal of Fluid Mechanics*, 730:559–592, 9 2013. ISSN 1469-7645. doi:10.1017/jfm.2013.346. URL http://journals.cambridge.org/article_S0022112013003467.
- 618 [68] J. C. Del Álamo and J. Jiménez. Linear energy amplification in turbulent channels. *Journal of Fluid Mechanics*, 559:
619 205–213, 2006.
- 620 [69] E. Pickering, G. Rigas, O. T. Schmidt, D. Sipp, and T. Colonius. Optimal eddy viscosity for resolvent-based models of
621 coherent structures in turbulent jets. *Journal of Fluid Mechanics*, 917:A29, 2021. doi:10.1017/jfm.2021.232.
- 622 [70] C. Cossu, G. Pujals, and S. Depardon. Optimal transient growth and very large-scale structures in turbulent boundary
623 layers. *Journal of Fluid Mechanics*, 619:79–94, 2009. doi:10.1017/S0022112008004370.
- 624
625