



HAL
open science

Simplified MITM Modeling for Permutations: New (Quantum) Attacks

André Schrottenloher, Marc Stevens

► **To cite this version:**

André Schrottenloher, Marc Stevens. Simplified MITM Modeling for Permutations: New (Quantum) Attacks. *Advances in Cryptology - CRYPTO 2022*, Aug 2022, Santa Barbara (CA), United States. pp.717-747, 10.1007/978-3-031-15982-4_24. hal-03975646

HAL Id: hal-03975646

<https://inria.hal.science/hal-03975646>

Submitted on 6 Feb 2023

HAL is a multi-disciplinary open access archive for the deposit and dissemination of scientific research documents, whether they are published or not. The documents may come from teaching and research institutions in France or abroad, or from public or private research centers.

L'archive ouverte pluridisciplinaire **HAL**, est destinée au dépôt et à la diffusion de documents scientifiques de niveau recherche, publiés ou non, émanant des établissements d'enseignement et de recherche français ou étrangers, des laboratoires publics ou privés.

Simplified MITM Modeling for Permutations: New (Quantum) Attacks ^{*}

André Schrottenloher and Marc Stevens

Cryptology Group, CWI, Amsterdam, The Netherlands
firstname.lastname@cwi.nl

Abstract. Meet-in-the-middle (MITM) is a general paradigm where internal states are computed along two independent paths ('forwards' and 'backwards') that are then matched. Over time, MITM attacks improved using more refined techniques and exploiting additional freedoms and structure, which makes it more involved to find and optimize such attacks. This has led to the use of detailed attack models for generic solvers to automatically search for improved attacks, notably a MILP model developed by Bao et al. at EUROCRYPT 2021.

In this paper, we study a simpler MILP modeling combining a greatly reduced attack representation as input to the generic solver, together with a theoretical analysis that, for any solution, proves the existence and complexity of a detailed attack. This modeling allows to find both classical and quantum attacks on a broad class of cryptographic permutations. First, PRESENT-like constructions, with the permutations from the SPONGENT hash functions: we improve the MITM step in distinguishers by up to 3 rounds. Second, AES-like designs: despite being much simpler than Bao et al.'s, our model allows to recover the best previous results. The only limitation is that we do not use degrees of freedom from the key schedule. Third, we show that the model can be extended to target more permutations, like Feistel networks. In this context we give new Guess-and-determine attacks on reduced *Simpira v2* and *SPARKLE*.

Finally, using our model, we find several new quantum preimage and pseudo-preimage attacks (e.g. *Haraka v2*, *Simpira v2* ...) targeting the same number of rounds as the classical attacks.

Keywords: MITM Attacks · Permutation-based hashing · Preimage attacks · Merging algorithms · Quantum cryptanalysis.

1 Introduction

Meet-in-the-middle is a general attack paradigm against cryptographic primitives where internal states are computed along two independent paths ('forwards' and 'backwards') that are then matched to produce a complete path solution.

^{*} ©IACR 2022. This article is the full version of the paper submitted by the authors to the IACR and to Springer-Verlag in June 2022.

MITM attacks can be traced back to Diffie and Hellman’s time-memory trade-off on Double-encryption [26]. Since then, they have been successfully applied over the years on block ciphers and hash functions [29,16,40,41,2,37]. Moreover, MITM attacks have been improved using more refined techniques and exploiting additional freedoms and structure (e.g., using internal state guesses [29], splice-and-cut [2,37], bicliques [43], 3-subset MITM [16]), which also makes it more involved to find and optimize such attacks.

An important trend in cryptanalysis is the application of automatic tools to search for improved attacks. The search of an attack of a certain form is translated into a search or optimization problem, which is solved using an off-the-shelf SAT, constraint programming (CP), Mixed Integer Linear Programming (MILP) solver. Thus the difficulty of finding an attack by hand is replaced by that of finding a proper modeling of the attack search space into a corresponding search/optimization problem. This has naturally led to a bottom-up modeling including low-level attack details, such that any solution directly corresponds to an instantiation of the attack.

MITM attacks on hash functions. Hash functions are often built from a compression function, using a simple domain extender such as Merkle-Damgård [47,24]. This compression function, in turn, can be built from a block cipher E_k using one of the twelve secure PGV modes [50], usually one of the three most common: Davies-Meyer (DM), Matyas-Meyer-Oseas (MMO) and Miyaguchi-Preneel (MP). A preimage attack on the hash function can be reduced to one on the compression function.

In [51], Sasaki introduced a MITM preimage attack on AES hashing modes targeting as much as 7 rounds. This attack already integrates advanced techniques such as the *initial structure* and *matching through MixColumns*, which is reviewed later. Bao *et al.* [4] improved the attacks of [51] by making use of degrees of freedom from the key-schedule path; that is, allowing a varying chaining value instead of considering a fixed one. In [5], an MILP framework for automatic search of MITM attacks was introduced. It applies to all *AES-based* hash functions, whose internal state is defined as an array of fixed-size cells and whose operations mimic the operations of the AES block cipher. This modeling led to many improved results; in particular, the first 8-round preimage attack on a hash function using AES-128. Later on, this modeling was improved in [6] and [28]. The former introduced the technique of *guess-and-determine* in the solver, while the latter extended the search to collision attacks and key-recovery attacks against block ciphers.

Limits of Rule-based Modeling. In AES-based hash functions, internal states are represented as an array of cells corresponding to the S-Boxes. The MITM attack can entirely be specified by a certain coloring of these cells (backwards, forwards, unspecified). *Propagation rules* can then be defined, which specify the admissible coloring transitions at each stage of the cipher, while computing the parameters which give the time and memory complexities of the MITM attack. This is a bottom-up approach, as the validity of the path is enforced locally.

However, the definition of these rules is quite involved, and the follow-up works [28,6] added even more rules to capture new techniques. This increases, in turn, the complexity of the model, which (as reported in [6]) requires more human intervention to limit the search space.

Furthermore, the rule-based modeling in [5] is limited to AES-like ciphers. These primitives have the property that the linear layer is *strongly aligned* with the S-Box layer, and all the operations can be defined at cell-level (bytes in the case of AES), instead at bit-level. Extending the rule-based modeling to other primitives was one of the main open questions in [5], which would typically require moving to a bit-level and increasing model complexity. Our goal is to develop a powerful model that is both broadly applicable and significantly simpler than rule-based models.

Quantum Preimage Attacks. It is well-known that Grover’s quantum search algorithm [34] halves the bits of preimage security that one can expect from a hash function, e.g., instead of requiring 2^{128} computations of a 128-bit hash function, Grover’s search can find a preimage in about 2^{64} evaluations of a quantum circuit for the function. However, Grover search is only a generic algorithm. There might exist dedicated *quantum attacks* that, for a given design, find a preimage in less time. Such attacks determine the security margin of a hash function in a post-quantum context, especially for hash-based signature schemes [3]. But to date, while quantum collision attacks have been significantly studied [38,39], little is known on quantum preimage attacks.

1.1 Our Contributions

Top-down modeling. In this work we do not follow the detailed bottom-up modeling where any solution directly corresponds to an instantiation of the attack. Ideally, the modeling should remain simple, and lead to feasible search times, while at the same time, cover a large space of potential attacks. Hence instead, we study a simpler *top-down* modeling paradigm in which we search for a greatly simplified attack representation excluding many details, for which we are able to prove the existence of an optimized attack instantiation and its corresponding complexity (see Lemma 2 and Theorem 1 in Section 4). This has several benefits. First, the abstract representation makes it more generically applicable to a wide set of designs. Second, it enables analysis of not only classical attacks, but quantum attacks as well with minor changes. Third, the resulting model input to the solver is significantly smaller, which typically means it can be solved faster and thus it is more practical to cover larger primitives and/or more rounds.

MITM preimage attacks. We apply this top-down modeling paradigm to MITM preimage attacks. Our representation is close to the dedicated solvers introduced in [18,25], and complementary to the bottom-up modeling developed in [5,28,6]. Instead of defining local rules for the propagation of cell coloring between cells, we consider a global view of the MITM attack capturing only which cells belong to the forward and the backward paths, and optimize the attack time complexity

as a function of the cells. This view has two advantages: first, its simplicity. Second, its genericity, as it is not limited to strongly aligned designs and allows to target a larger class than AES-based hashing. In fact, we start with applications to “PRESENT-like” permutations, and only later, rewrite AES-based primitives as “PRESENT-like”, using the Super S-Box.

Our approach is so far limited to permutations: we do not use degrees of freedom of the key-schedule. This restriction makes our tool oblivious to the most advanced attacks on hashing using AES. However, many recent hash functions, especially small-range hash functions like *Simpira* v2 [35] or *Haraka* v2 [45], or more generally, Sponge designs like SHA-3, are only based on permutations.

Our modeling also admits a generic translation of classical MITM attacks into quantum attacks. We find these attacks using our automatic tool, by a mere change in the optimization goal. In fact, the valid paths for quantum attacks correspond to classical paths *under new memory constraints*. When applicable, our quantum attacks reach the same number of rounds as the classical ones.

Outline and Results. In [Section 2](#), we recall previous results and elaborate on the definition and modeling of a MITM attack in [5,28,6]. The rest of the paper follows our new approach. We define our *cell-coloring representation*, and *merging-based MITM attacks*, in [Section 3](#). In [Section 4](#), we simplify this representation and detail our MILP modeling for classical and quantum attacks. Next, we demonstrate the versatility of our approach and obtain existing and new state-of-the-art attacks.

In [Section 5](#), we study the class of PRESENT-like permutations, which have the same operations as the block cipher PRESENT: individual S-Boxes, followed by a linear layer which exchanges bits between pairs of S-Boxes. We improve the MITM step in the distinguishers on the permutations of the SPONGENT family.

In [Section 6](#), we study the class of AES-like permutations. With the Super S-Box, AES itself becomes a small PRESENT-like cipher. We recover previous results on these permutations and give new quantum preimage attacks on reduced-round AES, *Haraka* v2 and *Grøstl* (these results are summarized in [Table 1](#)).

In [Section 7](#), we study an extended class of permutations in which the linear layer contains XORs. In particular, we study Generalized Feistel Networks and obtain generic and *practical* guess-and-determine distinguishers on GFNs, reduced-round *Simpira* permutations, and reduced-step SPARKLE permutations (summarized in [Tables 3](#) and [4](#)). The distinguishers on *Simpira* are converted into preimage attacks (see [Table 1](#)).

Our code is available at: github.com/AndreSchrottenloher/mitm-milp. We used the MILP solver of the SCIP Optimization Suite [33].

2 Preliminaries

In this section, we describe the families of PRESENT-like, AES-like and Feistel-like permutations targeted in this paper. We recall MITM problems and the

Table 1. Our new (pseudo)-preimage attacks, with points of comparison to previous works. QRAQM = quantum-accessible quantum memory. The generic time given can be higher than the security claims of the design.

$|_n$: A partial preimage attack over n -bits. (Q): Using QRAQM.

Target	Type	Rounds	Time	Generic time	Memory	Source
AES-128	Classical	8	2^{120}	2^{128}	2^{40}	[5]
AES-128	Quantum	7	$2^{63.34}$	2^{64}	2^8 (Q)	Section 6.1
Haraka-256 v2	Classical	4.5 / 5	2^{224}	2^{256}	2^{32}	[5]
Haraka-256 v2	Quantum	4.5 / 5	$2^{115.55}$	2^{128}	2^{32} (Q)	Section 6.2
Haraka-512 v2	Classical	5.5 / 5	2^{240}	2^{256}	2^{128}	[5]
Haraka-512 v2	Classical	5.5 / 5	2^{240}	2^{256}	2^{16}	Section 6.2
Haraka-512 v2	Quantum	5.5 / 5	$2^{123.34}$	2^{128}	2^{16} (Q)	Section 6.2
Haraka-512 v2 $ _{32}$	Classical	5.5 / 5	2^{16}	2^{32}	2^{16}	Section 6.2
Haraka-512 v2 $ _{64}$	Classical	5 / 5	2^{32}	2^{64}	2^{32}	Section C
SPHINCS+-Haraka	Quantum	3.5 / 5	$2^{64.65}$	$2^{85.33}$	negl.	Section 6.2
Grøstl-256 OT	Classical	6 / 10	2^{224}	2^{256}	2^{128}	[6]
Grøstl-256 OT	Quantum	6 / 10	$2^{123.56}$	2^{128}	2^{112} (Q)	Section 6.3
Grøstl-512 OT	Classical	8 / 14	2^{472}	2^{512}	2^{224}	[6]
Grøstl-512 OT	Quantum	8 / 14	$2^{255.55}$	2^{256}	2^{56} (Q)	Section 6.3
Simpira-2	Classical	5 / 15	2^{128}	2^{256}	negl.	Section 7.2
Simpira-2	Quantum	5 / 15	2^{64}	2^{128}	negl.	Section 7.2
Simpira-4	Classical	9 / 15	2^{128}	2^{256}	negl.	Section 7.2
Simpira-4	Quantum	9 / 15	2^{64}	2^{128}	negl.	Section 7.2

rule-based framework studied in [51,4,5,28,6]. We choose to focus only on single-target *pseudo-preimage attacks*, and refer to [4] for a clear depiction of generic techniques to convert pseudo-preimage to preimage attacks.

2.1 Families of Designs

PRESENT-like. We name this family after the block cipher PRESENT [15]. It is a Substitution-Permutation Network (SPN) with an internal state of $b = 16$ cells of 4 bits. Its round function applies in order: (1) the round key addition, (2) the PRESENT S-Box on each cell independently, and (3) the linear layer defined by the bit-permutation:

$$P(j) = \begin{cases} 4b - 1 & \text{if } j = 4b - 1; \\ (j \cdot b) \bmod 4b - 1 & \text{otherwise.} \end{cases}$$

That is, the j -th bit of the state after an S-Box layer is moved to the $P(j)$ -th bit of the state before the next key addition. In particular, each cell at a given round connects to 4 cells at the next round. Thus, PRESENT is an SPN in the strict sense that the “permutation” is a permutation of bits. In this paper, we consider the analysis of PRESENT in the known-key setting (see e.g. [12]), where the key is fixed, which turns the cipher into a permutation. The SPONGENT- π

family of permutations¹, which are used in the SPONGENT hash function [13] is a generalization of the PRESENT design to larger state sizes, with b ranging from 22 to 192. By abstracting out the S-Box, other designs such as GIMLI [10] can be considered as PRESENT-like.

AES-like. The AES, designed by Daemen and Rijmen [23], is the standardized version of the candidate Rijndael [22] which was chosen in an open competition organized by the NIST. It is a block cipher with a state of 16 bytes (128 bits). The bytes are arranged in a 4×4 array, where the byte at position (i, j) is numbered $4j + i$. Each round contains the following operations in order: (1) AddRoundKey (ARK): the subkey is XORed to the state, (2) SubBytes (SB): the 8-bit S-Box is applied to each byte independently, (3) ShiftRows (SR): the row number i (starting from 0) is shifted by i bytes left, and (4) MixColumns (MC): the columns of the state are multiplied by an MDS matrix. Importantly, all these operations can be defined *at byte level* (strong alignment).

The class of *AES-like designs* studied in previous works [5] can then be defined as follows: the internal state is an array of cells (not necessarily bytes) and the round function combines ARK, SB, MC and operations that swap cells (SR, or MIX in Haraka). In general the mixing function must be MDS, though the extension in [28] does not require this. Since we are interested in permutations, the ARK layer is replaced by AddConstant (AC).

Feistel-like. We consider permutations based on Generalized Feistel Networks (GFNs). The state of a GFN is formed of $b \geq 2$ *branches*. We denote branches by S_i . Apart from swapping branches, the basic operation in a GFN is to apply a *round function* F on a well-chosen pair (S_i, S_j) : $(S_i, S_j) \mapsto (S_i, S_j \oplus F(S_i))$. Our main example is the Simpira v2 [35] family of permutations, where the branches are AES states, and the round functions apply two rounds of AES. This is an instance of the *double-SP* structures defined in [17], and a case in which the F functions are permutations.

More generally, we can extend the class of GFN to *Feistel-like permutations* by allowing permutations to be applied in place on branches, and not only through round functions: $S_i \mapsto \Pi(S_i)$. This does not make a difference from our modeling perspective. In particular, the SPARKLE family of permutations [8] adopts such a Feistel-like structure, but with non-linear permutations on the branches, and linear mixing layers. Though it is not strictly a GFN, our modeling captures it as well.

2.2 Generic Depiction of MITM Attacks

We consider the MITM attack framework as represented in Figure 1 using the *splice-and-cut* and *initial structure* techniques. The key schedule is ignored due to our restriction to permutations, and we reason only with the internal states.

¹ This denomination is from [11]. Previously the permutation did not have a name, or was named “SPONGENT” by metonymy.

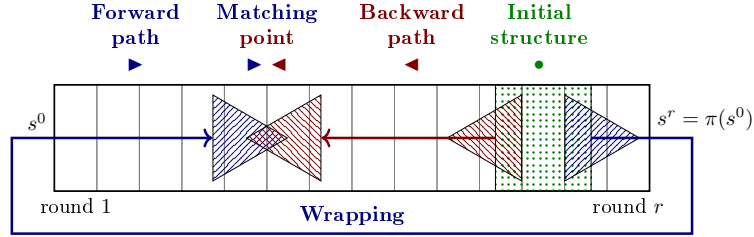


Fig. 1. MITM attack depiction with the splice-and-cut and initial structure techniques.

The goal of the MITM attack is to find a sequence of internal states which satisfy a *closed computational path*: there is a relation between the value before the first round and the value after the last round. In order to do so, one starts by separating the path in two *chunks* (splice-and-cut): the **backward chunk** ◀ and the **forward chunk** ▶. Both chunks form independent computation paths. One then finds a *partial match* between them at some round.

In addition, one usually starts at some **initial structure** • which fixes some part of the internal state to constant values. The total complexity depends on (1) the amount of these global guesses, (2) the degree of freedom of both chunks, and (3) the amount of matching. All these parameters are completely determined by the definition of chunks. As an example, we detail the 7-round attack on AES of Sasaki [51] in Appendix B.3.

2.3 Rule-based Modeling and Limits

A MILP model for searching MITM attacks on AES-like designs has been introduced in [5] and further improved in [28,6].

Given the byte-level structure of the design, one fixes a starting round and an ending round where the matching occurs (all possibilities are enumerated). Then, each byte is ‘colored’ like in Figure 1. There are four ‘colors’ (backward, forwards, initial, unknown), which are encoded on two Boolean variables. Only the ARK (if the key-schedule is used) and MC operations change the colors. A series of *rules* is then enforced, as constraints, on the coloring transitions through these operations. For example, going through MC forwards, one “unknown” byte in input implies all bytes “unknown” in output; if all bytes are “initial” in input, then they are all “initial” in output, etc. Other constraints have to be enforced if we go backwards.

At the starting states, there are “initial degrees of freedom” which count the number of forward and backward bytes. The forward computation path, respectively backwards, consume these degrees of freedom under an enforcement of the propagation rules. There must remain enough degrees of freedom at the ending round, in order to ensure some matching.

This representation captures a large number of possible paths (including the key-schedule, contrary to this paper). However, there are several downsides. First

of all, the rule-based modeling is complex, and the set of paths depends crucially on the implementation of the propagation rules. For example, the introduction of Guess-and-determine in [6] required to add more rules to take into account this additional technique. The approach so far is *bottom-up* in the sense that the set of possible paths is defined by the local propagation rules. (In contrast, in this paper we use a *global* approach, in which the objective function is directly computed from the coloring. Advanced techniques such as Guess-and-determine are covered by design and without the need for new rules.)

Second, the above model [5] works only for AES-like designs, and extending it to bit-oriented ciphers is far from obvious, as stated in [28]. Notably, it becomes unclear how the S-Box and linear layer will interact. Our model overcomes this problem, albeit restricted to permutations.

3 Cell-coloring Representation of MITM Attacks

In this section, we define the classes of designs under study, and the class of *merging-based* MITM attacks which we are interested in. These attacks have been previously studied in [18,25] in a very generic setting in combination with a dedicated search tool. Although the search space is similar, our approach differs by using MILP instead. The basis of our representation is PRESENT-like designs. We extend it in two directions: AES-like designs on the one hand, more complex linear layers on the other hand. These are referred in this work as the “PRESENT-like setting”, the “AES-like setting” and the “extended setting”.

3.1 Cell-based Representations

Let $\pi = \pi^{r-1} \circ \dots \circ \pi^0$ be an r -round permutation. We consider the application of π to an initial state s^0 , and write s^i the state before round i . Thus s^r is the final state and we have: $\forall i \geq 0, s^{i+1} = \pi^i(s^i)$.

For now π is assumed to be a Substitution-Permutation Network (SPN). We can cut each s^i into b cells of w bits, denoted as s_j^i where $0 \leq j \leq b-1$. Each round applies individual S-Boxes S to the cells (substitution), then a linear layer between them (permutation). By abuse of notation, we also name “cell” the pair $x_j^i = (s_j^i, S(s_j^i))$. Thus cells are $2w$ -bit words, which can only take 2^w values. The linear layer of round i relates the cells x_j^i to the cells x_j^{i+1} . We have now completely unfolded the equation $s^r = \pi(s^0)$, into a system of *linear equations on the cells*. So far this view is the same as in [18,25].

PRESENT-like Setting. The archetype of a PRESENT-like design is represented on [Figure 2](#). Here we have two rounds with 4 cells each, of 4 bits. The linear layer merely swaps bits. Thus, it can be entirely represented by pairwise linear relations between the cells. All the information necessary for finding attacks then holds in a simple directed, weighted graph $G = (N, E)$:

- a node $x \in N$ is a cell x with a *width* parameter w_x ;

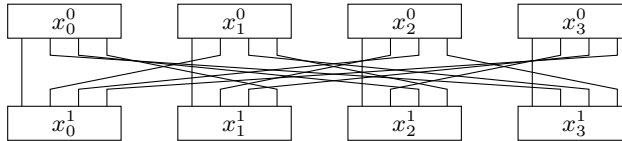


Fig. 2. Example of a 4-cell PRESENT-like design.

- an edge $(x, x') \in E$ is a linear relation between a cell x at a given round, and a cell x' at the next round, with a *width* $w_{x,x'}$ (we use purposefully the same term as for cells).

The width of a cell corresponds to the combined width that a set of edges needs to have to determine the cell’s value. Hence, the widths of cells and edges are relative to each other. We set the width of cells to 1, and the width of edges to a fraction (0.25 in [Figure 2](#)). It follows from the PRESENT-like structure that the combined width of incoming edges, resp., of outgoing edges, is equal to the width of the cell:

$$\forall x \in N, \quad \sum_{x' | (x,x') \in E} w_{x,x'} = \sum_{x' | (x',x) \in E} w_{x',x} = w_x . \quad (1)$$

To simplify, we make the following assumption on the S-Boxes similar to the “heuristic assumption” in Section 4.1 of [\[18\]](#). It would be true on average if the S-Boxes were drawn at random, and it is not true for fixed S-Boxes. Our final complexity estimates rely in fact on a global heuristic, rather than this local one.

Assumption 1 (S-Boxes) *Given fixed edges with a combined width $u \leq 1$, a cell x of w bits can take exactly $2^{w(1-u)}$ values.*

AES-like Setting. Our cell-based representation of AES-like designs is different from the one in previous works like [\[18,25,5\]](#). These works considered the S-Boxes as individual cells. Instead, we want to represent AES-like operations in a way that looks like a PRESENT-like design, with linear relations between pairs of cells. For this we use the *Super S-Box representation*.

In the analysis of AES, the Super S-Box consists in considering the MC operation, followed by SB, as a single, large S-Box of $4 \times 8 = 32$ bits. In our representation, the cells are the columns of a given AES-like state, as represented on [Figure 3](#) (or the rows, if MixColumns were to be replaced by MixRows). In that case, the MC operation is the one of the previous round, and the SR operation becomes an exchange of bytes between super-cells: two rounds of AES can then be represented as in [Figure 2](#). The relative widths of cells and edges are unchanged; each edge represents a byte, and each cell a column of 32 bits.

Extended Setting. In order to target even more designs, we show how to model any linear layer for which a bit of x^i is obtained by XORing several bits of x^{i-1} .

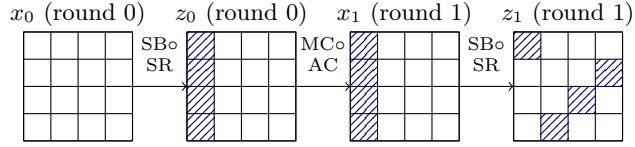


Fig. 3. 2 rounds of AES, with a single (super-)cell.

This allows for example to model the permutation ASCON [27] (though we did not obtain interesting results on this design). This XOR operation requires the introduction of new cells:

- *b-branching cells*: a cell x of width $w_x = v$, with one incoming edge and b outgoing edges of width v each;
- *b-XOR cells*: a cell x of width $w_x = bv$, with b incoming edges and one outgoing edge of width v each. The inputs are b bits, and the output is the XOR of them.

These cells allow to keep a graph structure, where the width of a cell still corresponds to a combined width of edges that allows to determine the cell's value. In *b-branching* cells, all edges have the same value, and in *b-XOR* cells, knowing b edges allows to deduce the remaining one. The difference with PRESENT-like designs is that Eq. 1 is not satisfied anymore. In order to separate successive rounds, three layers for a single round (S-Box, branching, XOR) may be needed.

3.2 Meet-in-the-middle Problems

The goal of a MITM attack is, using the cell-based representation, to find values for all cells such that a given equation system is satisfied. The starting equation system encoding $s^r = \pi(s^0)$ is trivial, where s^r can be computed from s^0 and vice-versa. By adding new linear relations between s^0 and s^r , this becomes a *closed computational path*. The relations between s^0 and s^r can also be encoded into the undirected graph of Section 3.1. We mostly consider *wrapping constraints*, where we put new edges between cells s^0 and s^r , and *input-output constraints*, where we fix some bits in the s^0 and s^r to arbitrary constants.

Problem 1 (Meet-in-the-middle problem). Consider a permutation $\pi(s^0) = s^r$. Then given either u_w bits of wrapping constraints $L(s^0, s^r) = 0$; or instead u_i bits of input constraints $L(s^0) = 0$ together with u_o bits of output constraints $L(s^r) = 0$, find a pair of states (s^0, s^r) that satisfy these constraints. (Here each L is a linear function over \mathbb{F}_2 .)

Given query access (forwards and backwards) to a random permutation, an adversary must make respectively $\mathcal{O}(2^{u_w})$ and $\mathcal{O}(2^{\min(u_i, u_o)})$ queries to solve Problem 1. These complexities are to be multiplied by the number of requested solutions. This defines the generic difficulty of the problem. Note that for solutions

to exist, u_w (resp. $u_i + u_o$) cannot exceed the state size of the permutation. The number of solutions of the problem (in \log_2) can be computed by:

$$\left(\sum_{x \in N} w_x - \sum_{(x, x') \in E} w_{x, x'} \right) - u_i - u_o , \quad (2)$$

where the sum over all edges includes wrapping constraints (if applicable).

3.3 Merging-based MITM Attacks

Now that we have defined the cell-based representation, we can move on to the definition of *merging-based attacks*. This class of attacks is borrowed from [18,25]. However, while they pursue a dedicated bottom-up solver to automatically search for attacks, we follow a top-down MILP modeling approach. We focus for now on the basic PRESENT-like setting.

Reduced Lists. Let us consider a set of cells $X = (x_j^i)_{(i,j) \in IJ_X}$, i.e., nodes in the directed graph $G = (N, E)$ that represents the MITM equation system. We define the *reduced list* $\mathcal{R}[X]$ as the set of all value assignments $(v_j^i)_{(i,j) \in IJ_X}$ to X that satisfy all linear constraints between the cells of X .

E.g., we may consider in Figure 2 a reduced list $\mathcal{R}[x_0^0, x_0^1]$, which contains all assignments $(s_0^0, S(s_0^0)), (s_0^1, S(s_0^1))$ such that $(S(s_0^0))|_1 = (s_0^1)|_0$ (the second bit of $S(s_0^0)$ is equal to the first bit of s_0^1). In particular, the list has size $|\mathcal{R}[x_0^0, x_0^1]| = 2^7$.

A reduced list is entirely determined by its defining set of cells. It forms the set of solutions to a subsystem of equations. Our goal can now be rephrased as follows: *Compute an element from the reduced list of all cells: $\mathcal{R}[\{x|x \in N\}]$.* Indeed, by definition, this is a solution to the MITM equation system.

Base Lists. We start with base lists: reduced lists $\mathcal{R}[\{x_j^i\}]$ of individual cells. These are simply the list of all input-outputs through the S-Box: $(s_j^i, S(s_j^i))$. In extended mode, base lists for branching and XOR cells are likewise trivial.

Merging Lists. *Merging* is the fundamental algorithmic operation to construct bigger lists. It corresponds to the “recursive combinations of solvers” considered in Section 4.2 of [18], where the “solvers” produce the solutions of a given equation subsystem: merging the lists corresponds to merging two subsystems.

Lemma 1. *Let $\mathcal{R}[X_1]$ and $\mathcal{R}[X_2]$ be two reduced lists. From them, the reduced list $\mathcal{R}[X_1 \cup X_2]$ can be computed in time:*

$$\max(|\mathcal{R}[X_1 \cup X_2]|, |\mathcal{R}[X_1]|, |\mathcal{R}[X_2]|) . \quad (3)$$

Proof. Let Y be the set of linear equations of the system whose support is included in $X_1 \cup X_2$, but not in X_1 nor X_2 . Then by definition of reduced lists, we have: $|\mathcal{R}[X_1 \cup X_2]| = |\mathcal{R}[X_1]| \times |\mathcal{R}[X_2]| / (\sum_{L \in Y} \text{width}(L))$.

We separate each linear equation L of Y into its X_1 -part L_1 and its X_2 -part L_2 : the equation becomes $L(X) = L_1(X_1) \oplus L_2(X_2) = 0$. We compute

$L_1(X_1)$ for all cell assignments in $\mathcal{R}[X_1]$, likewise we compute $L_2(X_2)$ for all cell assignments in $\mathcal{R}[X_2]$. We then sort both lists with respect to these values, and we look for collisions. The collision pairs are computed efficiently by iterating over both lists, and give the matching cell assignments of $\mathcal{R}[X_1 \cup X_2]$. \square

Remark 1. The merging operation is the same in the extended setting. In the AES-like setting, there can be implicit linear relations between cells. This corresponds to *matching through MixColumns*; we explain how we model this in [Section 4.3](#).

It can be shown by a trivial induction that, if [Assumption 1](#) holds for individual cells, then the sizes of all reduced lists are exactly powers of 2. Of course this is true only on average if we consider S-Boxes drawn at random. In practice, the S-Boxes are fixed, but the deviation from this average is small.

Definition. A *merging-based MITM attack* is a *merging strategy* represented by a binary tree \mathcal{T} , whose nodes are identified by sets of cells X , such that: • the leaves contain individual cells; • the root contains the set of all cells; • the set of cells of a given node is the union of the set of cells of its children. Then each node represents a reduced list. The attack consists in computing the reduced lists in any order consistent with the tree. By [Lemma 1](#), its time complexity is given by $\max_{X \in \mathcal{T}} |\mathcal{R}[X]|$.

The strategy of [\[18,25\]](#) is an exploration of the merging strategies, starting from individual cells and computing the complexity of reduced lists until enough cells are covered. Paths stop when the complexity exceeds the generic one. Thus, the dedicated solver that they use is also *bottom-up*, not in the definition of constraints like [\[5\]](#), but in the way it computes the complexity of possible attacks.

3.4 Global Edges

In all settings (PRESENT, AES, extended), an important extension of merging-based MITM attacks is the ability to guess globally the value of an edge. We use *global edges* in three cases.

Input-Output Constraints. To model input-output constraints, we create wrapping constraints and make these edges global. With this view, we remark that a MITM problem always has same or lower complexity with a given amount of wrapping constraints compared to the same amount of input-output constraints.

Reducing the Number of Solutions. In the PRESENT and AES-like setting, it can be seen that when the system admits more than 1 solution, we can set global edges of a combined width equal to the quantity of [Equation 2](#). As long as the width of global edges on a given cell does not exceed 1, there is on average a solution. (This is not true in the “extended” setting, where global edges can *a priori* create inconsistencies in the system and more care is required.)

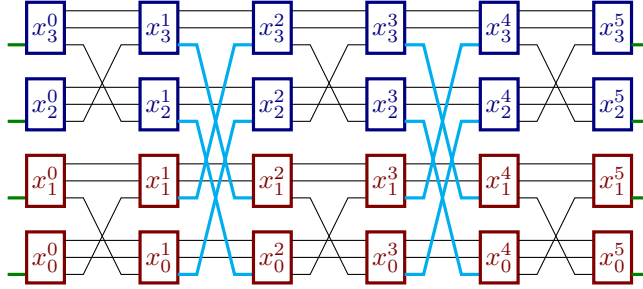


Fig. 4. 12-round MITM attack on GIMLI. The matching edges between the two final lists are highlighted in cyan.

Reducing the Memory. Global edges allow to reduce the size of intermediate lists in the merging strategy. We can easily prove that they do not allow to reduce the time complexity. If we consider a system with α global edges, that admits a solution with probability $2^{-\alpha}$, we can redo any merging strategy by removing these global edges: the size of lists increases by a factor 2^α at most. Since the time complexity is the maximum of list sizes (multiplied by the loop on global guesses), it stays the same in both cases.

Global edges correspond to the *initial structure* in previous works on MITM attacks. An interesting consequence of this remark is that the initial structure is actually not necessary to obtain the best time complexity: it suffices to share its components between the backward and forward paths.

3.5 Example: Gimli

Before we elaborate on our MILP modeling, we detail a simple example of a merging-based attack: the state-recovery on 12-round GIMLI-Cipher of [31].

GIMLI [10] is a cryptographic permutation with 384-bit state divided into 4 cells of 96 bits each. The full permutation has 24 rounds that apply an *SP-Box* to each cell individually, and then, every two round, perform a linear layer. The linear layer is either a *small swap* (32 bits are exchanged between cell 0 and 1, and between 2 and 3) or a *big swap* (32 bits are exchanged between cell 0 and 2, and between 1 and 3). In the cell-based representation, each cell has width 1, three input and three output branches of width 1/3 each, as can be seen in Figure 4. We do not need to consider the details of the SP-Box.

The attack of [31] targets GIMLI-Cipher, where GIMLI is used in a Duplex mode. The recovery of the internal state can be reduced to the following problem. Given the cell-based representation of Figure 4, where a single edge is fixed in the 4 input and output cells, the goal is to find the list of size $2^{4 \times 32} = 2^{128}$ (4/3 cells) of all possible values of the full state, in time less than 2^{256} (8/3 cells). The merging strategy is given in Figure 5, where the list sizes are computed in \log_2 and relatively to a cell. The time and memory complexities are 2^{192} (2 cells).

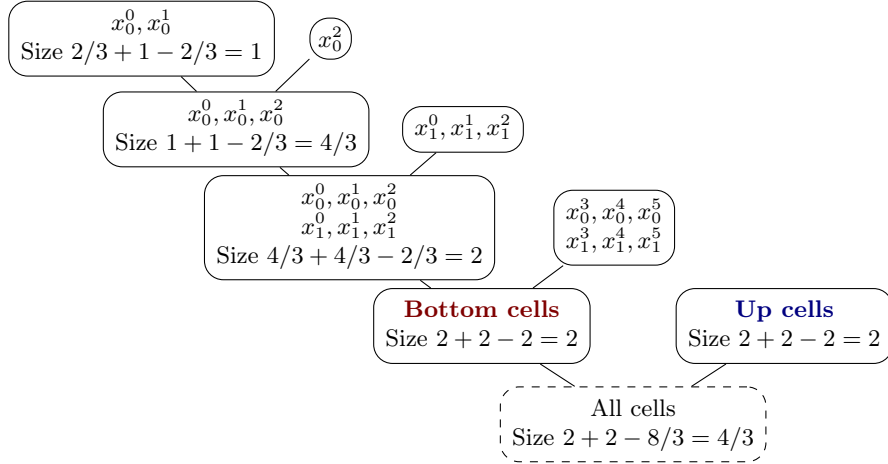


Fig. 5. Merging strategy for the 12-round attack against GIMLI-Cipher of [31]. Some lists are omitted by symmetry.

4 Simplification and MILP modeling

In [Section 3](#) we have given a very generic definition of merging-based MITM attacks. We postulate that this definition contains all structural MITM attacks on permutations known to date. Unfortunately, this search space is too large for MILP solvers to be practical. Hence we consider a subset of these attacks, using only two lists, a *forward* list and a *backward* list. We motivate this definition in [Section 4.1](#) and show how to obtain the list sizes from their cells. Then, we show in [Section 4.2](#) how to obtain a MITM attack with a complexity determined by the list sizes. Finally in [Section 4.3](#) we detail the MILP model itself.

4.1 A Simpler Definition

In line with the “Meet-in-the-middle” terminology, we consider a merging strategy made of only three reduced lists: a *forward list* $\mathcal{R}[X_F]$, a *backward list* $\mathcal{R}[X_B]$ and a *merged list* $\mathcal{R}[X_F \cup X_B]$.

Forward and Backward Lists. Ultimately, the time complexity of the MITM attack is computed as a function of the list sizes, so we must define sets X_B and X_F in such a way that the list sizes $|\mathcal{R}[X_F]|$ and $|\mathcal{R}[X_B]|$ are simple functions of X_F and X_B respectively. In the generic binary trees, we used the fact that the size of leaves can be trivially computed (a list with a single cell of width w contains 2^w elements). Here we are simply making these leaves more complex, so that only two leaves are needed in the end.

Lemma 2. *Let X be a set of cells such that: (1) there is at least one round $0 \leq i \leq r - 1$ such that no cell x_j^i belongs to X ; (2) for every global linear*

constraint connecting cells $x_{j_1}^i$ and $x_{j_2}^{i+1}$, then only one of these two cells can be in X , and always either the one of the lower round number (backward case) or the upper round number (forward case). Let ℓ be the quantity:

$$\ell = \sum_{x \in X} \left(w_x - \sum_{\substack{(x,x') \in E \\ x' \in X}} w_{(x,x')} \right) - \sum_{\substack{(x,x') \in E \\ x \in X \vee x' \in X \\ (x,x') \text{ is global}}} w_{(x,x')} , \quad (4)$$

then $\mathcal{R}[X]$ is of size exactly 2^ℓ . In the PRESENT-like / AES-like setting, it can be constructed in time 2^ℓ with negligible memory.

Here, *forward* and *backward* lists follow the same intuition as in standard MITM attacks, where there are two computational paths going into different directions. But this direction is only enforced because of global edges.

Proof. The size of a list is given by the sum of all widths of the cells, minus the linear constraints between them, minus the globally fixed edges. Since at least one round is cut, we can reorder the terms and associate all linear constraints (x, x') between round i and $i + 1$ to the cell x at round i : we obtain the formula for ℓ . Let us consider the backward list. We have:

$$\ell_B = \sum_{x \in X} \left(w_x - \sum_{\substack{(x,x') \in E \\ x' \in X}} w_{(x,x')} - \sum_{\substack{(x,x') \in E \\ (x,x') \text{ is global}}} w_{(x,x')} \right) , \quad (5)$$

and we remark that each term is greater than zero: indeed, we cannot have $x' \in X$ and (x, x') global at the same time, by assumption, and in the PRESENT-like setting, we have $w_x \geq \sum_{(x,x') \in E} w_{(x,x')}$. This is not true in the extended setting (due to branching cells), but we can work around this in practice.

One constructs $\mathcal{R}[X]$ follows: separate X into X_{r-1}, \dots, X_0 , assuming that no cell is covered at round r . We start at round $r - 1$: we take values for all edges $(x, x') \in E$ with $x \in X_{r-1}$ that are not already global. Next, at round $r - 2$, we take values for all edges (x, x') with $x \in X_{r-2}$ that are neither connected to $x' \in X_{r-1}$, nor global. Each time, the number of bits to guess corresponds precisely to another term in ℓ . For the forward list, we rewrite ℓ as:

$$\ell_F = \sum_{x \in X} \left(w_x - \sum_{\substack{(x',x) \in E \\ x' \in X}} w_{(x',x)} - \sum_{\substack{(x',x) \in E \\ (x',x) \text{ is global}}} w_{(x',x)} \right) , \quad (6)$$

and we change the direction of the procedure. This is a streaming procedure, which outputs the list elements without requiring any storage. In both cases, the list size corresponds exactly to the number of bits that we have to guess. \square

Simple Condition of Success. Initially, we required the merging strategy to compute the reduced list of all cells. However, we can stop as soon as *all cells can*

be deduced from the current list. That is, given a valid sequence of values for the cells of $X_F \cup X_B$, we can deduce all the others without guessing new edges. Since we are studying a permutation, a sufficient condition (that we enforce) is that $X_F \cup X_B$ covers a complete round. (Intuitively, we dismiss the trivial merging steps consisting in adding the remaining cells one by one.)

Disjoint Paths. In the PRESENT- and AES-like settings (but not the “extended” setting), the sets X_F and X_B can be made disjoint at no loss. Since any intersection between X_F and X_B can either be removed from X_F , or from X_B , and in at least one case both list sizes decrease (the merged list remains unchanged).

4.2 From a Coloring to an Attack

Now we show that to any valid triple of sets $X_B, X_F, X_F \cup X_B$, there corresponds a MITM procedure whose time and memory complexities are determined solely by the size of the three lists involved. We use ℓ_B, ℓ_F, ℓ_M to denote the \log_2 of these list sizes, counted relatively to a cell. Our goal is to minimize this complexity. We assume for simplicity that the merging problem admits a single solution; it is easy to generalize this to multiple solutions in the classical setting.

Theorem 1. *Assume that X_B and X_F are defined as in Lemma 2, and $X_F \cup X_B$ covers at least one round completely. Let g be the sum of all widths of global edges. Then there exists a classical and a quantum algorithm solving the MITM problem with the following complexities in \log_2 , relatively to a cell size. The classical algorithm has memory complexity $m_c = \min(\ell_F, \ell_B)$ and time complexity $t_c = g + \max(\ell_F, \ell_B, \ell_M)$. The quantum algorithm has memory $m_q = m_c = \min(\ell_F, \ell_B)$ and time complexity $t_q = \frac{g}{2} + \max(\min(\ell_F, \ell_B), \frac{1}{2} \max(\ell_F, \ell_B, \ell_M))$.*

Proof (sketch). In the classical setting, both leaf lists can be computed on the fly, we only need to store one of them (the smallest). The memory complexity is thus (in \log_2) $\min(\ell_F, \ell_B)$ and the time complexity $g + \max(\ell_F, \ell_B, \ell_M)$ (we must repeat the merging for every choice of global edges). One should note that by the definition of the leaf lists, there is no variance in their size. There can be a variance in the merged list size, which is usually dismissed in classical analyses.

Given a path for a two-list MITM attack, we can also write down a quantum algorithm to solve it. In short, this algorithm creates the smallest list (e.g., the forward one), then performs a Grover search in the merged list for a solution. We refer to Appendix A for technical details. The algorithm requires quantum-accessible quantum memory (QRAQM). Assuming a single solution, the quantum time complexity can be bounded by:

$$2 \left(\frac{\pi}{4} 2^{g/2} + 1 \right) \left(2^{\ell_F} + \left(\frac{\pi}{4} \sqrt{2^{\ell_B}} + 1 \right) \left(\frac{\pi}{\sqrt{2}} \max \left(1, \sqrt{\frac{2^{\ell_M}}{2^{\ell_B}}} \right) + 6 \right) \right) \quad (7)$$

quantum evaluations of the attacked permutation, for a 1/2 chance of success. Asymptotically, this formula can be simplified into 2^{t_q} , where:

$$t_q = \frac{g}{2} + \max \left(\min(\ell_F, \ell_B), \frac{1}{2} \max(\ell_F, \ell_B, \ell_M) \right) , \quad (8)$$

which concludes the proof. \square

Criterion for a Quantum Attack. By comparing the quantum and classical time exponents, one can see that quantum attacks require an additional constraint compared to classical attacks: One can see that a classical MITM procedure constitutes an attack if $t_c < t$ where t is the generic time exponent to solve the MITM problem; in the quantum setting, this time is reduced by a square-root factor due to Grover search, so we need $t_q < t/2$. Unsurprisingly, any quantum MITM attack turns into a classical attack: $t_q \leq t/2 \implies t_c \leq t$. In the other direction, if we have a valid classical path, and if the following additional constraint is satisfied: $\min(\ell_F, \ell_B) \leq \frac{1}{2} \max(\ell_F, \ell_B, \ell_M)$, then it also gives a valid quantum attack. This is true in particular when $\ell_M = 0$ and $\ell_F \leq \frac{1}{2}\ell_B$.

4.3 MILP Modeling

From the analysis above, we can see that we want to solve the problem:

Minimize the complexity formulas of [Theorem 1](#), under the constraints on X_F and X_B given by [Lemma 2](#), and the constraint that $X_F \cup X_B$ covers at least one round completely.

Our MILP model essentially uses boolean variables to represent X_F and X_B , continuous variables to represent global edges, and expresses the list sizes ℓ_F , ℓ_B , and ℓ_M depending on these variables. This model can be generated from the weighted graph (N, E) defined in [Section 3](#).

Present-like Setting: Variables. We start with the basic PRESENT-like constraints and explain afterwards the extensions. For each cell x , we introduce boolean *coloring* variables $\text{col}_F[x]$, $\text{col}_B[x]$ and $\text{col}_M[x]$ to represent the sets X_F , X_B and $X_M := X_F \cup X_B$. We have the constraint $\text{col}_M[x] = \max(\text{col}_F[x], \text{col}_B[x])$.

We constrain some round to be absent from X_F (resp. X_B), it can be chosen manually or not. For each edge (x, x') , we introduce a variable $\text{global}[x, x']$ which is 1 if the edge is globally guessed, 0 otherwise. It can be relaxed to a continuous variable. We constrain $X_F \cup X_B$ to cover at least one round entirely (chosen manually or not). Finally, we impose that for each edge (x, x') :

$$\begin{aligned} \text{col}_F[x] &\leq 1 - \text{global}[x, x'] & \text{col}_B[x'] &\leq 1 - \text{global}[x, x'] \\ \text{col}_B[x] &\geq \text{global}[x, x'] & \text{col}_F[x'] &\geq \text{global}[x, x'] \end{aligned}$$

Here the two constraints on the first line ensure that the conditions of [Lemma 2](#) are satisfied. The second line is not required, but it simplifies the formula for ℓ of [Lemma 2](#). Since each global constraints reduces the size of *both the forward and the backward lists*, we can introduce a term of *global reduction*:

$$g = \sum_{(x, x') \in E} \text{global}[x, x'] w_{x, x'} \quad , \quad (9)$$

which contains all of their contribution. At this point, we have defined a valid MITM strategy, and it only remains to compute the list sizes.

List Sizes. The list sizes are computed in \log_2 and relatively to the width of a cell (in practice cells may have different widths). For each list, there are two terms that intervene: the *contribution* of individual cells and the *global reduction*. For the forward list, following [Equation 6](#), we define the variables:

$$\text{contrib}_F[x] \geq w_x \text{col}_F(x) - \sum_{(x',x) \in E} w_{x',x} \text{col}_F(x') , \quad (10)$$

and we have: $\ell_F = (\sum_{x \in N} \text{contrib}_F[x]) - g$. For the backward list, we define:

$$\text{contrib}_B[x] \geq w_x \text{col}_B(x) - \sum_{(x,x') \in E} w_{x,x'} \text{col}_B(x') \quad (11)$$

and we have similarly $\ell_B = (\sum_{x \in N} \text{contrib}_B[x]) - g$. For the merged list, we can go either forwards or backwards, for example:

$$\text{contrib}_M[x] \geq w_x \text{col}_M(x) - \sum_{(x,x') \in E} w_{x,x'} \text{col}_M(x'), \quad \ell_M = \sum_{x \in N} \text{contrib}_M[x] - g . \quad (12)$$

Since we have now expressed the list sizes, we implement the time and memory complexities using the formulas of [Theorem 1](#), e.g., classically:

$$\text{memory} = \min(\ell_F, \ell_B), \text{time} = g + \max(\ell_F, \ell_B, \ell_M) .$$

The primary optimization goal is the time and the secondary goal is the memory.

Extended Setting. In the extended setting, we must allow a *negative* contribution of the cells in each list. We have lower bounds: $\text{contrib}_F[x] \geq w_x - \sum_{(y,x) \in E} w_{y,x}$ and $\text{contrib}_B[x] \geq w_x - \sum_{(x,y) \in E} w_{y,x}$ which can be negative for branching cells. This is the only required change.

AES-like Setting. So far, our model considers the AES Super S-Box as a completely unknown function. We make two modifications to allow two techniques.

First, *matching through MC*. When we know $u \geq 4$ bytes in the input and output of an AES Super S-Box, we can reduce the merged list size by $u - 4$. Indeed, these edges are individual S-Boxes, and we can write linear equations between them using MixColumns. In order to model this, we modify the definition of $\text{col}_M[x]$. We authorize a cell of the merged list to be covered even if it does not belong to $X_F \cup X_B$, as soon as enough input and output edges are covered. This should not, however, happen at two successive rounds.

Second, *optimizing the memory through MC*. This is important for reaching better memory complexities on AES-like designs, but also, better quantum times. Assume that there exists a cell that belongs to the merged list but not the forward and backward ones. Assume that there are f_i input edges from the forward list, f_o output edges from the forward list, and respectively b_i and b_o such edges for the backward list. Recall that each edge here corresponds to an individual S-Box. Then we can add some shared constraints on these cells and

make these constraints global. Indeed, if we know that: $\ell_1(x_0, x_1, x_2, x_3, y_0) = 0$ and $\ell_2(x_0, x_1, x_2, x_3, y_1) = 0$, we can create a global constraint $\ell'_1(x_0, x_1, x_2) = t$ and $\ell'_2(y_0, y_1) = t$. Going through MC, we can add up to $f_i + f_o + b_i + b_o - w$ such linear constraints, where w is the cell width in number of edges (4 in the case of AES). Furthermore, we need to have less such new constraints than f_o and b_i respectively: this ensures the existence of a streaming procedure for the lists and the validity of an adapted version of [Lemma 2](#).

Practical Improvements. Our code is more optimized than the presentation given in this section. In particular, we removed the `global[x, x']` variables attached to edges and replaced them by “global reduction” variables attached to each cell. These variables unify the PRESENT-like and AES-like settings, since they account both for the global edges and the reduction through MC.

Reducing the Search Space There are several ways to reduce the search space without affecting the optimality. First, we can prune the graph by removing cells that do not have both input and output edges (for example in the MITM attack on PRESENT of [Section 5](#), many cells from the first and last rounds can be removed). Second, when two cells in the graph have the same forward and backward connections, their colorings can always be exchanged without changing the list sizes. This reduces massively the search space size in the case of highly symmetric AES-like designs, for example Grøstl-256 (see [Section 6.3](#)).

5 Application to PRESENT-like Permutations

Gimli. With our tool, we can prove the optimality of the 12-round state-recovery attack recalled in [Section 3.5](#). Here our 2-list MILP model is not enough, since the two lists merged at level 1 in the tree span all the rounds. So, contrary to most of our examples, we used an extension to 4 lists.

Present and Spongent. The current best distinguishers on known-key PRESENT [[12](#)] and reduced-round SPONGENT- π [[55](#)] combine a MITM layer and a truncated differential layer. By improving the MITM layer, we improve indirectly the number of rounds that can be targeted.

In a nutshell, the goal is to construct the list of 2^{56} input states that satisfy a 4-bit input constraint and a 4-bit output constraint, in time less than 2^{60} . In [[12](#)] the constraint is put at position 13; for SPONGENT- π we tried the position 0. We conjecture that due to the high amount of symmetries in the design, the number of attacked rounds should remain the same independently of this position.

The MITM layer for [[12](#)] reaches 7 rounds, in time 2^{56} and memory 2^{32} . The time is optimal, but we improve the memory to 2^{12} . Next, we find an attack with one more round. The time complexity then rises to 2^{58} (14.5 cells) and the memory complexity to 2^{43} (10.75 cells). In order to make the optimization converge, we used the following simplification: we merged pairwise the cells of the middle rounds. These pairs of cells thus have the same coloration; this simplification reduces greatly the number of variables, while still allowing interesting results.

Table 2. Versions of SPONGENT, results from [55] and our improvements.

	State size (bits)	Rounds Attacked / full	Cells	r_0	r_1	New	r_0
PRESENT	64	31 / 31	16	7	24	8	(+ 1)
SPONGENT-88/80/8	88	30 / 45	22	7	23	8	(+ 1)
SPONGENT-128/128/8	136	43 / 70	34	7	36	8	(+ 1)
SPONGENT- π [160]	160	80	40			9	
SPONGENT-160/160/16	176	53 / 90	44	7	46	9	(+ 2)
SPONGENT-160/160/80	240	69 / 120	60	7	62	10	(+ 3)
SPONGENT-88/176/88	264	77 / 135	66	9	68	10	(+ 1)
SPONGENT-256/256/16	272	68 / 140	68	9	69	10	(+ 1)
SPONGENT-224/224/112	336	95 / 170	84	9	86	10	(+ 1)
SPONGENT-128/256/128	384	109 / 195	96	11	98		11
SPONGENT-160/320/160	480	132 / 240	120	9	123	12	(+ 3)
SPONGENT-224/448/224	672	181 / 340	168	9	172	12	(+ 3)
SPONGENT-256/512/256	768	192 / 385	192	11	194	12	(+ 1)

Spongent. This strategy was extended in [55] to the SPONGENT- π permutations, which are used in the hash function SPONGENT [13] and the permutation-based AEAD Elephant [11] (in the “Dumbo” version). Following [55, Table 1], we denote the number of rounds of both phases (truncated differential and MITM) by r_0 and r_1 and report them in Table 2, where our new results appear in **bold** in the last column. The table contains all state sizes specified in [13,14,11]. Here the notation SPONGENT- $n/c/r$ refers to [14], where n is the output hash size, c the capacity and r the rate, while SPONGENT- π refers to the permutation itself. The 160-bit version used in Elephant [11] was not studied previously, because SPONGENT- π [160] does not appear among the different parameterizations of the SPONGENT hash functions.

As in [12], the MITM layer finds all the input-output pairs such that: 4 bits of an S-Box are fixed in input, and in output, to arbitrary values. The generic complexity would be 2^{b-4} evaluations of the permutation. The lowest complexity possible is 2^{b-8} since this is the number of solutions. Since the state size becomes quite large, we do not use our tool as an optimization, but rather as a solver: we set the minimal complexity 2^{b-8} as optimization goal and kill the process if it runs for too long (say, 500 seconds). By our experiments, we expect solutions to be found quite quickly, if they exist.

6 Application to AES-based Permutations

As remarked above, our model does not include degrees of freedom of the key-schedule, and some of the previous preimage attacks on AES-like hashing cannot be recovered. However, all known results on AES-based permutations [4,5,6,28],

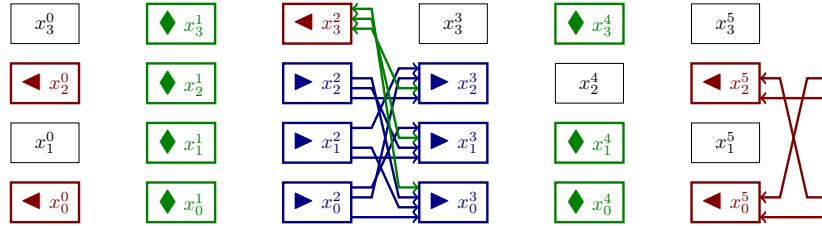


Fig. 6. AES 7-round quantum attack. \blacktriangleleft : backward, \blacktriangleright : forward, \blacklozenge : matching through MC (new cells in the merged list), \leftrightarrow : global edges.

except the non-linear computation of neutral words proposed in [6] (see the example of Grøstl below), can be recovered by our simplified modeling. We only present new attacks obtained by our tool in this section. In the classical setting, we improve the attack on Haraka-512 v2 of [5]. In the quantum setting, we give attacks on reduced-round AES, Haraka and Grøstl.

Note that an AES-like state is an $n \times m$ matrix of bytes, which we represent as m cells with n input and output edges. The SR operation moves individual bytes between the cells. When the last MC operation is omitted, and round $r - 1$ is connected to round 0, then round 0 can actually be bypassed. Indeed, the columns at the beginning of round 1 (before SB), which correspond to the cells at round 1 in our representation, can immediately be linked to the columns at round $r - 1$ (which correspond to the cells at round $r - 1$). Though MC has been removed, we usually keep the last SR operation; this creates a special round in which bytes are exchanged between pairs of cells only.

6.1 Quantum Attack on 7-round AES

On this example, like the following ones, our attack is a pseudo-preimage attack that, given a target t , finds x such that $x \oplus AES(x) = t$. None of the attacks known classically can be adapted in the quantum setting (they don't satisfy the condition given in Section 4.2), so we use our tool to find a new optimization. The path is displayed in Figure 6.

Details of the Attack. We count the complexities in cells. The attack has 2.75 global guesses, with 0.75 global edges and 2 additional reductions through MC at round 1. For each of these 2.75 choices, we compute the three lists.

First, the **backward \blacktriangleleft list** is of size 0.25. We start by x_3^2 which contributes only to 0.25. We move to x_0^0 and x_2^0 which are entirely determined by the reduction through MC of round 1. We deduce x_0^5, x_2^5 . Second, the **forward \blacktriangleright list** is of size 1. We start by x_0^2, x_1^2, x_2^2 , which have only $3 - 2 = 1$ degree of freedom by the reduction through MC of round 1. We deduce x_0^3, x_1^3, x_2^3 . Third, the merged list is of size ≤ 1 . We match through MC at round 4, each cell gives 0.25 degree of matching, so one would be enough.

This corresponds to an attack of classical time 2^{120} and memory 2^8 , so equivalent to the attack of [51]. However, using Equation 8, we obtain a quantum time 2^{60} , and with the precise formula of Equation 7, we have a time of $2^{63.34}$ quantum evaluations of the primitive (Grover search would stand at $2^{64.65}$).

6.2 New Attacks on Haraka v2

Haraka v2 [45] is a short-input AES-like hash function intended for use within post-quantum signature schemes based on hash functions, such as SPHINCS+ [3]. There are two variants: (1) Haraka-256 v2 hashes 256 bits to 256 using a 256-bit permutation in feed-forward mode: $x \mapsto \pi_{256}(x) \oplus x$; (2) Haraka-512 v2 hashes 512 bits to 256 using a 512-bit permutation with a truncation: $x \mapsto \text{trunc}(\pi_{512}(x) \oplus x)$. The internal state of Haraka-256 v2 (resp -512) is the concatenation of 2 (resp. 4) AES states. The columns of these states are numbered from 0 to 7 (resp. 0 to 15). Each Haraka round (total 5) applies two AES rounds (AC, SB, SR, MC) individually on the states, followed by a MIX operation which permutes the columns:

$$\begin{aligned} \text{MIX}_{512} &: 0, \dots, 15 \mapsto (3, 11, 7, 15), (8, 0, 12, 4), (9, 1, 13, 5), (2, 10, 6, 14) \\ \text{MIX}_{256} &: 0, \dots, 7 \mapsto (0, 4, 1, 5), (2, 6, 3, 7) \end{aligned}$$

The truncation `trunc` extracts the columns (2, 3, 6, 7, 8, 9, 12, 13).

Integration in SPHINCS, SPHINCS+ and Attacks. In [44], Kölbl proposed to integrate Haraka into SPHINCS. Here both Haraka-256 v2 and Haraka-512 v2 need 256 bits of classical preimage security and 128 bits of quantum preimage security (see [44], Section 3). In [5], the authors found a classical 4.5-round preimage attack on Haraka-256 v2 and a 5.5-round attack (extended by 0.5 round) on Haraka-512 v2. None of the attacks of [5] apply directly to the post-quantum signature scheme SPHINCS+ [3], an “alternate” finalist of the NIST post-quantum standardization process. Here Haraka-512 is used in a Sponge with 256 bits of rate and 256 bits of capacity. The targeted security level is 128 bits due to a generic second-preimage attack. We obtain a classical MITM attack on 4.5 rounds of complexity 2^{192} , and a quantum preimage attack on 3.5 rounds of complexity 2^{64} . The details are provided in Appendix B.5.

New Quantum Attack on Haraka-256 v2. The attack path of [5] does not meet our criteria for quantum attacks, since both the forward and backward lists have size 1 cell, and the total time complexity is 7 cells. However, a reoptimization allows to reach an attack with 5 global guesses, a forward list of size 2, a backward list of size 1 and a merged list of size 2 (details in Appendix B). By Eq. 7, this gives a quantum time $2^{115.55}$ against a generic 2^{128} .

Improved Attack on Haraka-512 v2. The 5.5 round attack of [5] has time complexity 2^{240} (7.5 cells) and memory complexity 2^{128} (4 cells). In order to make our optimization converge faster, we constrain the pattern in the first and last

rounds to contain full active AES states, like in [5]). We obtain the path of **Figure 7**, which reduces the memory down to 0.5 cell (2^{16}). The main difference with the framework of [5] is that the matching occurs in several rounds separately.

We first guess **28 bytes** \bullet : $x_3^a[0, 1, 5, 6, 10, 11, 12, 15]$, $x_3^d[10, 11, 12, 15]$, $x_4^a[4-11]$, $x_4^b[0, 1, 2, 3, 12, 13, 14, 15]$, and we precompute two linear relations between the first and second columns of z_2^d and w_2^d , and one linear relation for each column between z_6 and w_6 . The total is 46 bytes, i.e., 11.5 cells, of global guesses (including 8 for free). Then for the **forward \blacktriangleright list** (size 0.5 cells), we start from w_2^d . We have 4 bytes and two precomputed linear relations, thus 2 bytes of freedom. We continue to compute until z_6 . In each column, we have one byte of precomputed linear relation, thus we can deduce all the blue bytes in w_6 immediately. We continue until x_9 . Next, for the **backward \blacktriangleleft list** (size 4 cells), we start from z_6 . There are 32 red bytes and 16 precomputed linear relations, thus 16 bytes (4 cells) of freedom. From there we can compute backwards until w_2 . We deduce $z_2^d[0, 7]$ using the two precomputed relations, and the rest by direct computation. We compute until w_{10}^a . Finally, a matching of more than 2 bytes occurs between rounds 9 and 10. With these lists, the classical time stays at 2^{240} . By **Equation 7**, the quantum time is $2^{123.34}$, against 2^{128} generically.

This attack of large complexity also yields a practical *partial preimage attack* that finds x such that $MC^{-1}(x \oplus \pi(x))$ has 32 bits to zero, in about 2^{16} evaluations of Haraka-512 v2. We just have to run a single merging step, fixing the global variables. For each choice of forward and backward values in the merged list, we recompute the initial state x . This x is such that the two cells $MC^{-1}(x \oplus \pi(x))^a[10, 13]$ are zero. Since the merged list is of size 2^{16} , by enumerating it in times 2^{16} , we will find an element with 16 more zero bits.

6.3 Quantum Attack on Grøstl OT

The output transformation (OT) of Grøstl-256 [32] is an AES-like permutation P operating on an 8×8 matrix of bytes (thus 512 bits in total). The goal is to find a state x such that $\text{trunc}_{256}(P(x) \oplus x) = t$ for some target value t , say zero. The generic complexity is 2^{256} .

With our tool, we can recover the 6-round attack of [28, Appendix D]. We can also recover the improved time complexity of [6] (2^{224} , 3.5 cells), but not its memory complexity, because their procedure for the backward list is more complex than a streaming procedure. We obtain only a memory 2^{224} .

New Quantum Attack. We do not know if the approach of [6] could lead to a quantum attack, as they require a memory of size 2^{128} : in the quantum setting, one cannot afford a precomputation of time 2^{128} since it already becomes larger than the limit given by Grover search. By optimizing for the quantum time complexity, our tool finds the path of **Figure 8**. There are 4.25 global guesses (including 4 free guesses), with 2.5 cells of global linear constraints and 0.25 reduction through MixColumns in each of the 7 green cells at round 4. First, the **forward \blacktriangledown list** (1.75 cells): we start from x_0^2 . We deduce immediately the blue cells at round 3 and 4. Then using the 1.75 cells of precomputed equations

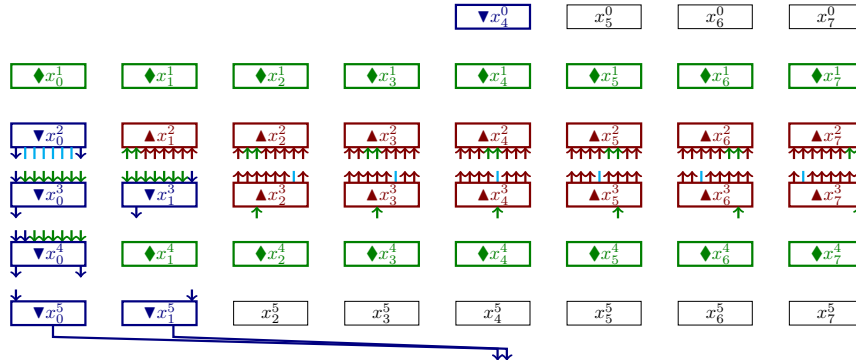


Fig. 8. Path of the quantum attack on Grøstl-256 OT. **▲: backward**, **▼: forward**, **◆: matching** through MC (new cells in the merged list), **↔: global edges**.

at round 4, we deduce completely x_0^5 and x_1^5 . There remains 6 bytes (0.75 cells) to guess to obtain x_4^0 . Second, the **backward ▲ list** (3.5 cells): we start from round 3. With the 1.75 precomputed equations and 0.75 guessed values, there remain 3.5 cells of freedom. We deduce completely the cells at round 2. Finally, matching: there is 0.75 cell of matching between round 2 and 3 and 1 cell of matching through MC between round 0 and round 2, so 1.75 in total, which gives a merged list of size 3.5 cells. By Equation 7, the quantum time is $2^{123.56}$, against 2^{128} generically.

For 8 rounds of Grøstl-512, there are no symmetries anymore, and the model becomes quite large. We simplify it by merging the cells in groups of 4. Then, we use the results as “hints” for the detailed version. We reobtain the time complexity of [6] with a corresponding memory complexity of 2^{304} (instead of 2^{224}), and we find a quantum attack detailed in Appendix B.6.

7 Applications to Feistel Networks

7.1 GFNs and Simpira

The extended setting that we defined in Section 3 allows to model a large class of permutations, and in particular, GFNs and SPARKLE.

Simpira v2 (simply Simpira in what follows) is a family of permutations proposed in [35]. For each $b \geq 2$, Simpira- b is a b -branch GFN where each branch is a 128-bit AES state. (Though in contrast to a GFN, the branches are not swapped and the round functions are simply applied in place). Simpira-2 is a standard FN, Simpira-3 a 3-branch type-I GFN in the classification of [56], Simpira-4 a type-II 4-branch GFN, Simpira-6 and Simpira-8 have structures taken from [54]. Each round function performs 2 complete rounds of AES with a certain round constant; we use Π_i to denote them (where i indicates the current round constant). Examples for Simpira-2, -3 and -4 are depicted in Appendix B.7.

Table 3. Distinguishers on *Simpira*: number of rounds attacked (rounds / total rounds) by our automatic MITM tool, and by a dedicated GAD approach.

b	2	3	4	6	8
MITM (automatic)	Inapplicable	8 / 21	7 / 15	9 / 15	9 / 18
GAD	5 / 15	11 / 21	9 / 15	9 / 15	9 / 18

For $b \geq 2$, we can use any permutation in the family to define a small-range hash function G_b by feed-forwarding:

$$G_b : \begin{cases} \{0, 1\}^{b \times 128} & \rightarrow \{0, 1\}^{256} \\ x & \mapsto \text{trunc}(\text{Simpira-}b(x) + x) \end{cases} \quad (13)$$

where trunc is the truncation to the first 256 bits. The proposal SPHINCS-Simpira [36] uses G_2 and G_4 in SPHINCS+.

The authors of *Simpira* claim only 128-bit preimage security for the functions G_b , although the generic classical preimage search would stand at a time 2^{256} . SPHINCS-Simpira [36] also claims 128-bit *quantum* preimage security. The quantum security of *Simpira* was studied in [48], but only regarding collision attacks. Among the known results on unkeyed GFNs, e.g. a 5-round distinguisher on a 2-branch FN [21] and a 8-round distinguisher on the 4-branch, type-II GFN [20], we did not find immediate preimage attacks on the G_b .

Results of the Extended Model. By making no structural assumption on the round functions, our model represents any GFN as a directed graph of 2-XOR cells (corresponding to round functions) and 2-branching cells. We may add *dummy cells* (1-branching cells) to separate clearly the rounds. The round functions do not need to be permutations; the attacks have a complexity at least the size of one branch, which is the cost of inverting a round function by brute force.

In order to maximize the number of rounds attacked, we consider a full wrapping constraint. We remove the memory optimization: we look for attacks of time and memory complexity $2^{(b-1)w}$ against generic 2^{bw} , where w is the branch width. Then, we run our tool with a 4-list MILP model. The results are reported in [Table 3](#).

7.2 Guess-and-determine Attacks on GFNs

We remarked that, with the *Simpira- b* structures for $b \leq 8$, we could attack the same number of rounds, and more, using much simpler Guess-and-determine (GAD) attacks. These results are also given in [Table 3](#). The increased number of rounds is due to the linearity of the XOR, which is not captured by our cell-based modeling (see *Simpira-2* below).

These attacks are *partial preimage* attacks on the hash functions G_b . We find x such that $G_b(x) = 0_{128}*$. From there, we have a full preimage of G_b in classical time 2^{128} and quantum time 2^{64} , still valid if we replace the H_i by random functions F_i (we can invert the F_i by brute force).

Table 4. Distinguishers on SPARKLE. * The attacks from Table 4.9 in [7], can be extended by one step when attacking the permutation instead of the AEAD mode.

Target	Type	Steps	Time	Generic time	Memory	Source
SPARKLE-256	Classical	5 / 10	2^{96}	2^{128}	2^{96}	[7] *
SPARKLE-384	Classical	5 / 11	2^{128}	2^{192}	2^{128}	[7] *
SPARKLE-512	Classical	5 / 12	2^{192}	2^{256}	2^{160}	[7] *
SPARKLE-256	Practical	4 / 10	negl.	2^{64}	negl.	This paper
SPARKLE-384	Practical	4 / 11	negl.	2^{64}	negl.	This paper
SPARKLE-512	Practical	5 / 12	$< 2^{32}$	2^{64}	negl.	This paper

Example: Simpira-2. We explain our strategy with a 5-round attack on Simpira-2 (see Figure 16 in Appendix B.7). We index the branches as follows: first, the initial state is named S_0, \dots, S_{b-1} . Then, each time a new operation $S_i \leftarrow S_i \oplus F(S_j)$ is applied, the resulting state is named S_k , with the current index k (which is then incremented). So we want to solve the following equation system:

$$\begin{aligned} S_1 \oplus S_2 &= \Pi_1(S_0), & S_2 \oplus S_4 &= \Pi_3(S_3) & S_0 \oplus S_3 &= \Pi_2(S_2) \\ S_0 \oplus S_3 &= \Pi_4(S_4), & S_4 \oplus S_6 &= \Pi_5(S_5), & S_0 &= S_5 \text{ (wrapping)} \end{aligned} .$$

As we can see, there are 6 equations and 7 variables, since we have put a wrapping constraint on one branch. We can simplify this system by removing all variables that intervene in a single equation, i.e., S_6 and S_1 . We obtain:

$$S_0 \oplus S_3 = \Pi_2(S_2), \quad S_2 \oplus S_4 = \Pi_3(S_3), \quad S_0 \oplus S_3 = \Pi_4(S_4) .$$

From this we obtain the new equation $\Pi_4(S_4) = \Pi_2(S_2)$, which is not captured by our cell-based modeling. Guessing S_4 (our only degree of freedom) we can deduce S_2 , and all the other variables follow. After trying for $b = 2, 3, 4, 6, 8$, we found that this expansion of the equation system was only useful for Simpira-2 and Simpira-4. The appropriate internal guesses are found automatically using another automated tool, which would work for any GFN construction.

7.3 Application to Sparkle

SPARKLE is a family of permutations upon which the NIST LWC candidate SCHWAEMM / ESCH (respectively for AEAD and hashing) [8] is based. We refer to the submission document [7] for a complete specification of SPARKLE, since we abstract out most of its components.

There exists three variants SPARKLE-256, -384 and -512, with respectively $b = 4, 6$ and 8 branches of 64 bits. One step of SPARKLE has the following operations: (1) an ARX-box (using round constants to disrupt symmetries) is applied to all branches. (2) a linear function of the $b/2$ left branches is computed (noted ℓ' in [7], and L here). (3) each left branch $i \leq b/2$ is XORed to branch $i + b/2$; the output of L is also XORed to each branch $i + b/2$. (4) the $b/2$ right branches

are swapped following a standard GFN pattern, and then, the groups of left and right branches are swapped.

SPARKLE is not a GFN since the “round function” is actually linear, and the non-linear functions (the ARX boxes) are computed alongside the branches. But this makes no difference for our extended representation. We obtain results similar to *Simpira*: the MILP solver finds 4-step MITM distinguishers on the 3 variants of the permutation, and these can be simplified and improved with a GAD strategy. The details are given in Appendix B.8.

Our results are summarized in Table 4. We found a GAD distinguisher of complexity 1 for 4-step SPARKLE-256 and -384, and a practical 5-step distinguisher for SPARKLE-512, which combines the GAD strategy with SAT solving. It highlights another limitation of our automatic approach: the ARX boxes are viewed as random permutations, although solving some ARX equations can be done practically.

As a comparison, the *birthday-differential* GAD attacks given in the NIST submission document [7], which break 4 steps in the authenticated encryption mode SCHWAEMM, can also be turned into 5-step distinguishers for the permutation. But they have large complexities, and our distinguishers are the first practical ones.

Acknowledgments. We want to thank Patrick Derbez and Léo Perrin for helpful discussions, and Xavier Bonnetain for contributing to the code used for generating some figures of this document. A.S. is supported by ERC-ADG-ALGSTRONGCRYPTO (project 740972).

References

1. Ambainis, A.: Quantum lower bounds by quantum arguments. *J. Comput. Syst. Sci.* **64**(4), 750–767 (2002)
2. Aoki, K., Sasaki, Y.: Preimage attacks on one-block MD4, 63-step MD5 and more. In: *Selected Areas in Cryptography*. LNCS, vol. 5381, pp. 103–119. Springer (2008)
3. Aumasson, J.P., Bernstein, D.J., Beullens, W., Dobraunig, C., Eichlseder, M., Fluhrer, S., Gazdag, S.L., Hülsing, A., Kampanakis, P., Kölbl, S., Lange, T., Lauridsen, M.M., Mendel, F., Niederhagen, R., Rechberger, C., Rijneveld, J., Schwabe, P., Westerbaan, B.: SPHINCS+: Submission to the NIST post-quantum project
4. Bao, Z., Ding, L., Guo, J., Wang, H., Zhang, W.: Improved meet-in-the-middle preimage attacks against AES hashing modes. *IACR Trans. Symmetric Cryptol.* **2019**(4), 318–347 (2019)
5. Bao, Z., Dong, X., Guo, J., Li, Z., Shi, D., Sun, S., Wang, X.: Automatic search of meet-in-the-middle preimage attacks on AES-like hashing. In: *EUROCRYPT* (1). LNCS, vol. 12696, pp. 771–804. Springer (2021)
6. Bao, Z., Guo, J., Shi, D., Tu, Y.: MITM meets guess-and-determine: Further improved preimage attacks against aes-like hashing. *IACR Cryptol. ePrint Arch.* **2021**, 575 (2021)
7. Beierle, C., Biryukov, A., dos Santos, L.C., Großschädl, J., Perrin, L., Udovenko, A., Velichkov, V., Wang, Q.: SCHWAEMM and ESCH: lightweight authenticated encryption and hashing using the SPARKLE permutation family. Submission to the NIST lightweight standardization process (second round). (2019)

8. Beierle, C., Biryukov, A., dos Santos, L.C., Großschädl, J., Perrin, L., Udovenko, A., Velichkov, V., Wang, Q.: Lightweight AEAD and hashing using the SPARKLE permutation family. *IACR Trans. Symmetric Cryptol.* **2020**(S1), 208–261 (2020)
9. Berger, R.M., Tiepelt, M.: On forging SPHINCS+–Haraka signatures on a fault-tolerant quantum computer. In: *LATINCRYPT*. LNCS, vol. 12912, pp. 44–63. Springer (2021)
10. Bernstein, D.J., Kölbl, S., Lucks, S., Massolino, P.M.C., Mendel, F., Nawaz, K., Schneider, T., Schwabe, P., Standaert, F., Todo, Y., Viguier, B.: Gimli: A cross-platform permutation. In: *CHES*. LNCS, vol. 10529, pp. 299–320. Springer (2017)
11. Beyne, T., Chen, Y.L., Dobraunig, C., Mennink, B.: Dumbo, jumbo, and delirium: Parallel authenticated encryption for the lightweight circus. *IACR Trans. Symmetric Cryptol.* **2020**(S1), 5–30 (2020)
12. Blondeau, C., Peyrin, T., Wang, L.: Known-key distinguisher on full PRESENT. In: *CRYPTO* (1). LNCS, vol. 9215, pp. 455–474. Springer (2015)
13. Bogdanov, A., Knezevic, M., Leander, G., Toz, D., Varici, K., Verbauwhede, I.: Spongent: A lightweight hash function. In: *CHES*. LNCS, vol. 6917, pp. 312–325. Springer (2011)
14. Bogdanov, A., Knezevic, M., Leander, G., Toz, D., Varici, K., Verbauwhede, I.: SPONGENT: the design space of lightweight cryptographic hashing. *IEEE Trans. Computers* **62**(10), 2041–2053 (2013)
15. Bogdanov, A., Knudsen, L.R., Leander, G., Paar, C., Poschmann, A., Robshaw, M.J.B., Seurin, Y., Vikkelsoe, C.: PRESENT: an ultra-lightweight block cipher. In: *CHES*. LNCS, vol. 4727, pp. 450–466. Springer (2007)
16. Bogdanov, A., Rechberger, C.: A 3-subset meet-in-the-middle attack: Cryptanalysis of the lightweight block cipher KTANTAN. In: *Selected Areas in Cryptography*. LNCS, vol. 6544, pp. 229–240. Springer (2010)
17. Bogdanov, A., Shibutani, K.: Double SP-functions: Enhanced Generalized Feistel Networks - extended abstract. In: *ACISP*. LNCS, vol. 6812, pp. 106–119. Springer (2011)
18. Bouillaguet, C., Derbez, P., Fouque, P.: Automatic search of attacks on round-reduced AES and applications. In: *CRYPTO*. LNCS, vol. 6841, pp. 169–187. Springer (2011)
19. Brassard, G., Hoyer, P., Mosca, M., Tapp, A.: Quantum amplitude amplification and estimation. *Contemporary Mathematics* **305**, 53–74 (2002)
20. Chang, D., Kumar, A., Sanadhya, S.K.: Security analysis of GFN: 8-round distinguisher for 4-branch type-2 GFN. In: *INDOCRYPT*. LNCS, vol. 8250, pp. 136–148. Springer (2013)
21. Coron, J., Patarin, J., Seurin, Y.: The random oracle model and the ideal cipher model are equivalent. In: *CRYPTO*. LNCS, vol. 5157, pp. 1–20. Springer (2008)
22. Daemen, J., Rijmen, V.: AES Proposal: Rijndael. Submission to the NIST AES competition (1999)
23. Daemen, J., Rijmen, V.: The Design of Rijndael: AES - The Advanced Encryption Standard. *Information Security and Cryptography*, Springer (2002)
24. Damgård, I.: A design principle for hash functions. In: *CRYPTO*. LNCS, vol. 435, pp. 416–427. Springer (1989)
25. Derbez, P., Fouque, P.: Automatic search of meet-in-the-middle and impossible differential attacks. In: *CRYPTO* (2). LNCS, vol. 9815, pp. 157–184. Springer (2016)
26. Diffie, W., Hellman, M.E.: Special feature exhaustive cryptanalysis of the NBS data encryption standard. *Computer* **10**(6), 74–84 (1977)

27. Dobraunig, C., Eichlseder, M., Mendel, F., Schl affer, M.: Ascon v1.2. Submission to NIST-LWC (2nd Round) (2019)
28. Dong, X., Hua, J., Sun, S., Li, Z., Wang, X., Hu, L.: Meet-in-the-middle attacks revisited: Key-recovery, collision, and preimage attacks. In: CRYPTO (3). LNCS, vol. 12827, pp. 278–308. Springer (2021)
29. Dunkelman, O., Sekar, G., Preneel, B.: Improved meet-in-the-middle attacks on reduced-round DES. In: INDOCRYPT. LNCS, vol. 4859, pp. 86–100. Springer (2007)
30. Flajolet, P., Odlyzko, A.M.: Random mapping statistics. In: EUROCRYPT. LNCS, vol. 434, pp. 329–354. Springer (1989)
31. Fl orez-Guti errez, A., Laurent, G., Naya-Plasencia, M., Perrin, L., Schrottenloher, A., Sibleyras, F.: Internal symmetries and linear properties: Full-permutation distinguishers and improved collisions on Gimli. *J. Cryptol.* **34**(4), 45 (2021)
32. Gauravaram, P., Knudsen, L.R., Matusiewicz, K., Mendel, F., Rechberger, C., Schl affer, M., Thomsen, S.S.: Gr ostl-a SHA-3 candidate. Submission to the SHA-3 competition (2011)
33. Gleixner, A., Bastubbe, M., Eifler, L., Gally, T., Gamrath, G., Gottwald, R.L., Hendel, G., Hojny, C., Koch, T., L ubbecke, M.E., Maher, S.J., Miltenberger, M., M uller, B., Pfetsch, M.E., Puchert, C., Rehfeldt, D., Schl osser, F., Schubert, C., Serrano, F., Shinano, Y., Viernickel, J.M., Walter, M., Wegscheider, F., Witt, J.T., Witzig, J.: The SCIP Optimization Suite 6.0. Technical report, Optimization Online (2018)
34. Grover, L.K.: A fast quantum mechanical algorithm for database search. In: STOC. pp. 212–219. ACM (1996)
35. Gueron, S., Mouha, N.: Simpira v2: A family of efficient permutations using the AES round function. In: ASIACRYPT (1). LNCS, vol. 10031, pp. 95–125 (2016)
36. Gueron, S., Mouha, N.: SPHINCS-Simpira: fast stateless hash-based signatures with post-quantum security. *IACR Cryptol. ePrint Arch.* p. 645 (2017)
37. Guo, J., Ling, S., Rechberger, C., Wang, H.: Advanced meet-in-the-middle preimage attacks: First results on full tiger, and improved results on MD4 and SHA-2. In: ASIACRYPT. LNCS, vol. 6477, pp. 56–75. Springer (2010)
38. Hosoyamada, A., Sasaki, Y.: Finding hash collisions with quantum computers by using differential trails with smaller probability than birthday bound. In: EUROCRYPT (2). LNCS, vol. 12106, pp. 249–279. Springer (2020)
39. Hosoyamada, A., Sasaki, Y.: Quantum collision attacks on reduced SHA-256 and SHA-512. In: CRYPTO (1). LNCS, vol. 12825, pp. 616–646. Springer (2021)
40. Isobe, T.: A single-key attack on the full GOST block cipher. In: FSE. LNCS, vol. 6733, pp. 290–305. Springer (2011)
41. Isobe, T., Shibutani, K.: All subkeys recovery attack on block ciphers: Extending meet-in-the-middle approach. In: Selected Areas in Cryptography. LNCS, vol. 7707, pp. 202–221. Springer (2012)
42. Jaques, S., Naehrig, M., Roetteler, M., Virdia, F.: Implementing Grover oracles for quantum key search on AES and LowMC. In: EUROCRYPT (2). LNCS, vol. 12106, pp. 280–310. Springer (2020)
43. Khovratovich, D., Rechberger, C., Savelieva, A.: Bicliques for preimages: Attacks on skein-512 and the SHA-2 family. In: FSE. LNCS, vol. 7549, pp. 244–263. Springer (2012)
44. K obl, S.: Putting wings on SPHINCS. In: PQCrypto. LNCS, vol. 10786, pp. 205–226. Springer (2018)

45. Kölbl, S., Lauridsen, M.M., Mendel, F., Rechberger, C.: Haraka v2 - efficient short-input hashing for post-quantum applications. *IACR Trans. Symmetric Cryptol.* **2016**(2), 1–29 (2016)
46. Kuperberg, G.: Another subexponential-time quantum algorithm for the dihedral hidden subgroup problem. In: *TQC. LIPIcs*, vol. 22, pp. 20–34. Schloss Dagstuhl - Leibniz-Zentrum für Informatik (2013)
47. Merkle, R.C.: One way hash functions and DES. In: *CRYPTO. LNCS*, vol. 435, pp. 428–446. Springer (1989)
48. Ni, B., Dong, X., Jia, K., You, Q.: (Quantum) collision attacks on reduced Simpira v2. *IACR Trans. Symmetric Cryptol.* **2021**(2), 222–248 (2021)
49. Nielsen, M.A., Chuang, I.: *Quantum computation and quantum information* (2002)
50. Preneel, B., Govaerts, R., Vandewalle, J.: Hash functions based on block ciphers: A synthetic approach. In: *CRYPTO. LNCS*, vol. 773, pp. 368–378. Springer (1993)
51. Sasaki, Y.: Meet-in-the-middle preimage attacks on AES hashing modes and an application to Whirlpool. In: *FSE. LNCS*, vol. 6733, pp. 378–396. Springer (2011)
52. Schrottenloher, A., Stevens, M.: Simplified mitm modeling for permutations: New (quantum) attacks. *Cryptology ePrint Archive, Report 2022/189* (2022)
53. Soos, M., Nohl, K., Castelluccia, C.: Extending SAT solvers to cryptographic problems. In: *SAT. LNCS*, vol. 5584, pp. 244–257. Springer (2009)
54. Suzuki, T., Minematsu, K.: Improving the Generalized Feistel. In: *FSE. LNCS*, vol. 6147, pp. 19–39. Springer (2010)
55. Zhang, G., Liu, M.: A distinguisher on PRESENT-like permutations with application to SPONGENT. *Sci. China Inf. Sci.* **60**(7), 72101 (2017)
56. Zheng, Y., Matsumoto, T., Imai, H.: On the construction of block ciphers provably secure and not relying on any unproved hypotheses. In: *CRYPTO. LNCS*, vol. 435, pp. 461–480. Springer (1989)

Appendix

A On Quantum MITM Attacks

In this section, we give technical details relative to quantum MITM attacks, and in particular, a precise formula for their complexity, that can be applied immediately for practical examples.

A.1 Preliminaries

All quantum algorithms studied in this paper are ultimately written in the quantum circuit model, and we refer to [49] for an in-depth definition of qubits and quantum gates. Our algorithms can be described at a higher level, as the composition of quantum search subroutines.

Quantum Complexities. The time complexity of a quantum algorithm, described as a quantum circuit, is the number of gates in the circuit. Such a circuit can also be seen as a collection of small processors running in parallel, and if a parallelization factor of S is authorized, then S quantum gates can be applied concurrently (and will be counted as 1 only for the wall-clock time). The space complexity is counted in qubits (if the memory holds quantum states) and classical bits (if most of the memory is classical).

The analysis of quantum attacks is simplified by counting the time and space complexities in multiples of a quantum circuit implementing the primitive attacked. This factor usually exceeds largely the other operations in the attack. As an example, a quantum evaluation of the permutation in Haraka-512 v2 is estimated in [9] to require $2^{19.2}$ T-gates, $2^{20.4}$ CNOT gates and $2^{12.2}$ single-qubit Clifford gates, thus $2^{21.5}$ gates in total, with 1144 qubits (including inputs and outputs). One of the quantum implementations of AES-256 given in [42] (see Table 8 in this paper) costs $2^{16.2}$ T-gates, $2^{18.6}$ CNOT gates, $2^{16.8}$ single-qubit Clifford gates, and 2305 qubits (largely due to the key-schedule expansion).

Quantum Search. In this paper, we use the generic term of *quantum search* to refer to the framework of Amplitude Amplification [19], which generalizes Grover’s algorithm [34].

Theorem 2 ([19], Theorem 2). *Let \mathcal{A} be a quantum algorithm that uses no measurements, let $f : X \rightarrow \{0, 1\}$ be a boolean function that tests if an output of \mathcal{A} is “good”. Let O_0 be the “inversion around zero” operator that does: $O_0 |x\rangle = (-1)^{x \neq 0} |x\rangle$ and O_f a quantum oracle for f : $O_f |x\rangle = (-1)^{f(x)} |x\rangle$. Let a be the success probability of \mathcal{A} and $\theta_a = \arcsin \sqrt{a}$. Let $t = \left\lfloor \frac{\pi}{4\theta_a} \right\rfloor$. Then by measuring $(\mathcal{A}O_0\mathcal{A}^\dagger O_f)^t \mathcal{A} |0\rangle$, we obtain a “good” result with success probability greater than $\max(1 - a, a)$.*

The cost of the O_0 operator is usually negligible, and since, for any $a \leq 1$, $\arcsin a \geq a$, we can lower bound the number of iterations by: $t = \left\lfloor \frac{\pi}{4\theta_a} \right\rfloor \leq \frac{\pi}{4\theta_a} \leq \frac{\pi}{4\sqrt{a}}$. The quantum algorithm thus runs in less than $\frac{\pi}{2\sqrt{a}}$ iterations of \mathcal{A} and $\frac{\pi}{4\sqrt{a}}$ evaluations of f (as a quantum circuit). Another property of Amplitude Amplification is that, if the success probability of the “amplified” algorithm \mathcal{A} is known exactly, then the procedure can be made exact. This is done by performing a final partial iteration.

Theorem 3 ([19], Theorem 4). *Consider the setting of Theorem 2, and assume that a is known exactly. Then there exists a quantum algorithm running in less than $\frac{\pi}{4\sqrt{a}} + 1$ iterations, that obtains a good result with probability 1.*

Quantum Preimage Search. If $H : \{0, 1\}^n \rightarrow \{0, 1\}^n$ is a random function or permutation, any quantum algorithm needs at least $\mathcal{O}(2^{n/2})$ evaluations of H to invert it [1]. The generic pseudo-preimage search on a compression function uses simply a single instance of Amplitude Amplification. To simplify the analysis, we can assume that exactly a single solution exists (in this case, as in the MITM attacks). For a random function, this happens with probability $e^{-1} \simeq 0.37 \simeq 2^{-1.44}$ [30].

Thus, we use a single instance of Exact Amplitude Amplification (Theorem 3) on an algorithm \mathcal{A} that consists simply in computing H on a random input, and a test f that consist in comparing the output with the target. If $T_{\mathcal{A}}$ and T_f are the respective gate counts of quantum circuits for \mathcal{A} and f , the search needs: $(\frac{\pi}{2}2^{n/2} + 1)(2T_{\mathcal{A}} + T_f)$ operations.

Quantum Memory. Most cryptanalytic algorithms must access dynamically memory cells whose position is known only at runtime. It is usually assumed that this operation can be performed in time $\mathcal{O}(1)$: this is standard random-access memory model. It is justified experimentally by the balance between the cost of random-access in hardware (especially at small scales) and the cost of performing operations. However, we might also adopt another model to compare our algorithms, for example a sequential-access memory, a large tape where moving to read the next or previous memory cell costs time $\mathcal{O}(1)$.

In the quantum setting, there exists even more memory models, because both the data stored and the indices to be read can be classical, or in superposition. We then abstract out memory access with a generic *random-access gate*:

$$\underbrace{|i\rangle}_{\text{Index}} \underbrace{|m_0, \dots, m_{t-1}\rangle}_{\text{Data}} \underbrace{|y\rangle}_{\text{Result}} \rightarrow |i\rangle |m_0, \dots, m_{t-1}\rangle |y \oplus m_i\rangle ,$$

and assume that this gate costs $\mathcal{O}(1)$ (we add it to our universal gate set), with some restrictions that depend on the model. Following the terminology from [46]:

- If i is classical and the m_j are classical, this is classical random-access memory (RAM)

- If i is classical and the m_j are superposed, this is the standard quantum circuit model: it simply says that we can apply CNOT gates between any qubits in the circuit without overhead.
- If i is superposed and the m_j are classical, this is classical memory with quantum random-access (QRACM).
- If i is superposed and the m_j are superposed, this is quantum memory with quantum random-access (QRAQM).

It should be noted that all these models are non-trivial, the QRAQM model being the most powerful of all. At the moment, only small-scale architectures with a small number of logical qubits are envisioned, so QRACM and QRAQM remain theoretical models.

A.2 Quantum Two-list Merging

In our quantum attacks, we will always assume that a single solution exists: if there is a single one on average, then with some probability (see above), a single one exists exactly. Recall that the classical attack has a loop on global guesses, then computes a small list, then computes the merged list on the fly.

Let us assume for now that this global guess G is given, and belongs to a space of size 2^g . We also assume without loss of generality, that the forward list \mathcal{L}_{fwd} is smaller. Our goal is to determine if there is an element in the merged list that yields a solution (by recomputation of the path). Let U_{merge} be the unitary operator that computes this:

$$U_{\text{merge}} |G\rangle |b\rangle = |G\rangle |b \oplus f(G)\rangle \quad \text{where } f(G) = \begin{cases} 1 & \text{if a solution occurs} \\ 0 & \text{otherwise} \end{cases} .$$

Since we assume a single solution exactly, we do an Exact Amplitude Amplification on G to find the choice of guesses that yields it.

Lemma 3. *Assume that there exists an implementation of U_{merge} with time complexity T (in quantum gates). Then there is a quantum MITM attack of complexity: $(\frac{\pi}{4}2^{g/2} + 1) \times T$.*

Proof. We apply [Theorem 3](#). The search can be made exact because the size of the space of global guesses is exactly known. \square

We now focus only on U_{merge} . Its quantum complexity will be roughly $|\mathcal{L}_{\text{fwd}}| + \sqrt{\max(|\mathcal{L}_{\text{merged}}|, |\mathcal{L}_{\text{bwd}}|)}$, where the first step is the computation of $|\mathcal{L}_{\text{fwd}}|$ and the second, the (quantum) search in the merged list. However, because we consider a non-asymptotic setting, we need to be careful about the sizes of the lists. While \mathcal{L}_{fwd} and \mathcal{L}_{bwd} have always the same sizes, independently of G , the size of the merged list $\mathcal{L}_{\text{merged}}$ varies. Meanwhile, our quantum search in $\mathcal{L}_{\text{merged}}$ can only admit a fixed number of iterates.

Lemma 4. *Let G be the good guess, let u be the value of the precomputed linear conditions in $|\mathcal{L}_{\text{fwd}}|$ that lead to the solution. Assume that for this G , there are x_{bwd} elements of \mathcal{L}_{bwd} that match this value u . Let T' be the time required to either compute an element in the lists, or recompute the path given a match (out of place). Then there is an implementation of U_{merge} with time complexity at most:*

$$2T' \left(2|\mathcal{L}_{\text{fwd}}| + \left(\frac{\pi}{4} \sqrt{|\mathcal{L}_{\text{bwd}}|} + 1 \right) \left(\frac{\pi}{2} \sqrt{x_{\text{bwd}}} + 6 \right) \right) . \quad (14)$$

Proof. First of all, note that U_{merge} cannot create false positives: to confirm a solution, we recompute and check the whole path. So the main problem is to ensure that the solution, when it exists, is found. We use the following implementation.

1. We compute \mathcal{L}_{fwd} and we store its elements in QRAQM. We index them by the precomputed linear conditions, and we order them in a radix tree. This ensures that for each value of u , we know the exact number of elements having this value (which form a subtree of our radix tree).
2. We do a quantum search in $|\mathcal{L}_{\text{bwd}}|$: we can use an Exact Amplitude Amplification here, as the size of $|\mathcal{L}_{\text{bwd}}|$ is exactly known in advance, and we assume a single solution at most. After the search, we simply test the state: this gives the result of U_{merge} .
 - Given an element of $|\mathcal{L}_{\text{bwd}}|$, we must find if it yields the solution. For this, we compute the linear conditions u . We find the matching subtree and its number of elements. We do a quantum search inside this subtree for the solution. Here again, we can use Exact Amplitude Amplification, since the size of the subtree is exactly known, and we expect exactly zero or one solution. However, the number of iterations depends on the current element of $|\mathcal{L}_{\text{bwd}}|$. So we actually set a maximal number of iterations, which is $\lfloor \frac{\pi}{4} \sqrt{x_{\text{bwd}}} \rfloor + 1 \leq \frac{\pi}{4} \sqrt{x_{\text{bwd}}} + 1$; the circuit always performs this number of iterations, controlled on the actual size of the subtree.

Note that depending on the size of $\mathcal{L}_{\text{merged}}$, the subtree might be actually empty or contain a single element, but the complexity formula remains valid. The algorithm is correct as long as we do not underestimate the size of the subtree that contains the solution.

All these computations must be uncomputed afterwards, and the quantum search in the subtree has another uncomputation level. We obtain a complexity:

$$\begin{aligned} & 2 \left(|\mathcal{L}_{\text{fwd}}| \times T' + \left(\frac{\pi}{4} \sqrt{|\mathcal{L}_{\text{bwd}}|} + 1 \right) \times \left(2 \left(\left(\frac{\pi}{4} \sqrt{x_{\text{bwd}}} + 1 \right) \times 2T' \right) + 2T' \right) \right) \\ & \leq 2T' \left(|\mathcal{L}_{\text{fwd}}| + \left(\frac{\pi}{4} \sqrt{|\mathcal{L}_{\text{bwd}}|} + 1 \right) \left(\frac{\pi}{2} \sqrt{x_{\text{bwd}}} + 6 \right) \right) \end{aligned}$$

which gives the result. \square

To upper bound the complexity of the full MITM attack, we multiply [Equation 14](#) by $\frac{\pi}{4} 2^{g/2} + 1$. The resulting formula depends only on g , $|\mathcal{L}_{\text{fwd}}| = 2^{\ell_F}$ and $|\mathcal{L}_{\text{bwd}}| = 2^{\ell_B}$ (fixed parameters of the path) and our estimate of x_{bwd} . Though we cannot compute it with certainty without finding the solution itself, we will use the following heuristic.

Heuristic 1 *The g, u that lead to the solution are selected uniformly at random from all possibilities.*

In other words, the good g, u should not be anomalous values, with much greater intermediate list sizes than expected. This assumption is enough for the correctness of the quantum attack; in short, we can handle the problem of variance in the list sizes directly using Markov’s inequality.

Theorem 4. *Under Heuristic 1, and under the assumption of a unique solution, there is a quantum attack of complexity:*

$$2T^t \left(\frac{\pi}{4} 2^{g/2} + 1 \right) \left(|\mathcal{L}_{\text{fwd}}| + \left(\frac{\pi}{4} \sqrt{|\mathcal{L}_{\text{bwd}}|} + 1 \right) \left(\frac{\pi}{\sqrt{2}} \max \left(1, \sqrt{\frac{|\mathcal{L}_{\text{merged}}|}{|\mathcal{L}_{\text{bwd}}|}} \right) + 6 \right) \right), \quad (15)$$

that succeeds with probability $1/2$.

Proof. In the final Grover search, there are $\max(|\mathcal{L}_{\text{merged}}|/|\mathcal{L}_{\text{bwd}}|, 1)$ elements on average. The classical attack complexity is computed using this average value. We use Markov’s inequality to bound x_{bwd} for the solution g, u :

$$P(x_{\text{bwd}} \geq 2 \max(|\mathcal{L}_{\text{merged}}|/|\mathcal{L}_{\text{bwd}}|, 1)) \leq 1/2 .$$

Then, an attack using $2 \max(|\mathcal{L}_{\text{merged}}|/|\mathcal{L}_{\text{bwd}}|, 1)$ as the bound will succeed with probability at least $1/2$. \square

If we remove the constant factors, we obtain the following simplified formula for the quantum time complexity exponent, which we used in our MILP model (Section 4):

$$t_q = \frac{g}{2} + \max \left(\min(\ell_F, \ell_B), \frac{1}{2} \max(\ell_F, \ell_B, \ell_M) \right) .$$

B Details on Some Applications

In this section, we regroup some details on the applications of our tool.

B.1 7-round Present

Here we describe the 7-round MITM attack on PRESENT from Section 5; the path is given in Figure 9. There are 12 cells of global constraints (i.e. 48 edges), including the input-output constraints on x_{13}^0 and x_{13}^7 .

The three lists (**backwards** \blacktriangle , **forwards** \blacktriangledown , merged) have size 3.

- Forward list procedure: we start from round 2; we need to guess $3 \times 4 = 12$ bits here, and with this we can deduce all the blue cells.
- Backward list procedure: this is symmetric. We start from round 5, and from here we can deduce all the red cells.

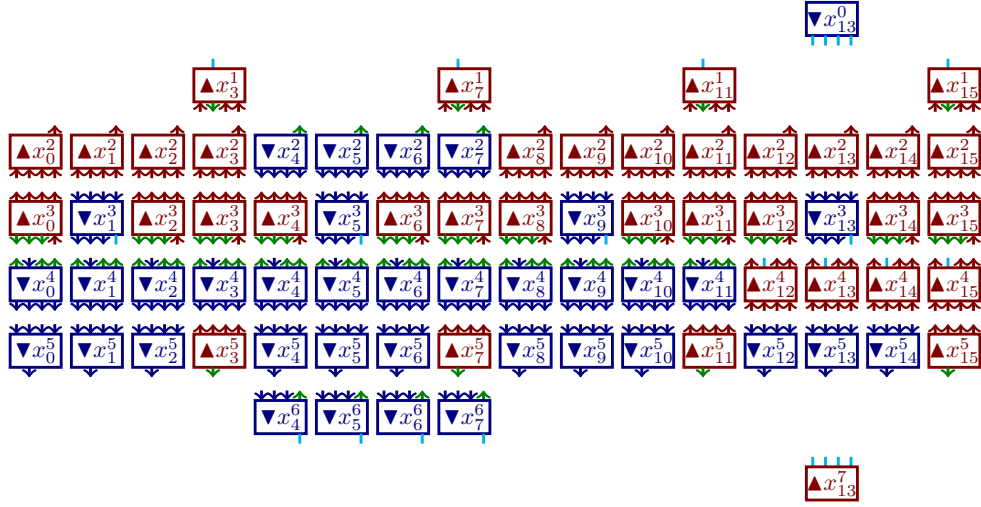


Fig. 9. 7-round MITM attack on PRESENT. In order to simplify the figure, we have not represented the linear layers, and only colored the input and outputs of each cell. **Red \blacktriangle** cells represent the backward list; **Blue \blacktriangledown** cells the forward list. The matching points are colored in **cyan**, and global guesses in **green**.

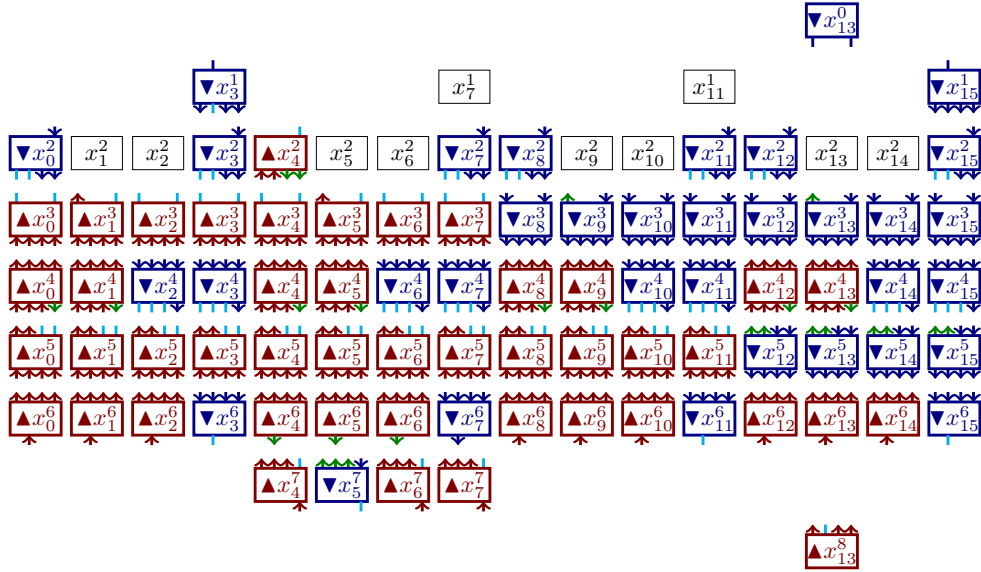


Fig. 10. 8-round MITM attack on PRESENT. The drawing conventions are the same as in **Figure 9**.

- Matching points: there are three points of matching: between round 0 and round 1 (4 bits), between round 3 and round 4 (4 bits) and between round 6 and round 7 (4 bits). Thus the merged list has also size 3.

All elements of the merged list are solutions of the MITM problem. By repeating this for all values of the guesses, we obtain a time $11 + 3 = 14$ (hence 2^{56}).

B.2 8-round Present

Here we describe the 8-round MITM attack on PRESENT from [Section 5](#). The path is given in [Figure 10](#).

Observe that in conformity with our simplification, the cells in the middle rounds have the same color two by two. There are 17 global edges in total (counting the input-output constraint), thus 4.25 global linear constraints. The lists do not have all the same size.

- The forward list depends on $3 \times 9 + 8 \times 2 = 43$ bits guessed at rounds 1, 2 and 3, and is thus of size 10.75.
- The backward list depends on 9 bits at round 7 and $12 \times 3 = 36$ bits at round 6, for a size 11.25
- The merging happens at 4 different rounds: there are 1 bit of matching between round 1 and 2, $7 \times 2 = 14$ bits between round 2 and 3, $8 \times 3 = 24$ bits between round 4 and 5, 3 bits between round 6 and 7, 1 bit between 7 and 8. The total is 43 bits, thus 10.75, and gives a merged list of expected size 11.25 as well.

Since this must be repeated for all 3.25 internal global guesses, we obtain the complexity $11.25 + 3.25 = 14.5$.

B.3 Representation of an AES-like Design

In [Figure 11](#) and [Figure 12](#), we represent the attack on 7-round AES of [\[51\]](#). The first reproduces the figure given in [\[51\]](#) and the second is our corresponding Super S-Box representation. We denote by x^i the state at the beginning of round i , before SubBytes, and by x_j^i its 4 columns numbered from left to right; these columns are our cells. Note that in [Figure 11](#), the rounds are numbered starting at -1, since the first round is skipped in the Super S-Box representation.

In [Figure 12](#), we only display a subset of the edges for more clarity, which correspond to individual S-Boxes exchanged between the Super S-Boxes. With the optimizations specific to the AES-like designs (notably, matching through MC), this path belong to our search space.

- **Global constraints** \leftrightarrow : the global linear constraints are displayed in **green** in [Figure 12](#). They correspond to the 12 **green •** bytes in [Figure 11](#). The merging operation has to run for all choices of these 12 bytes.

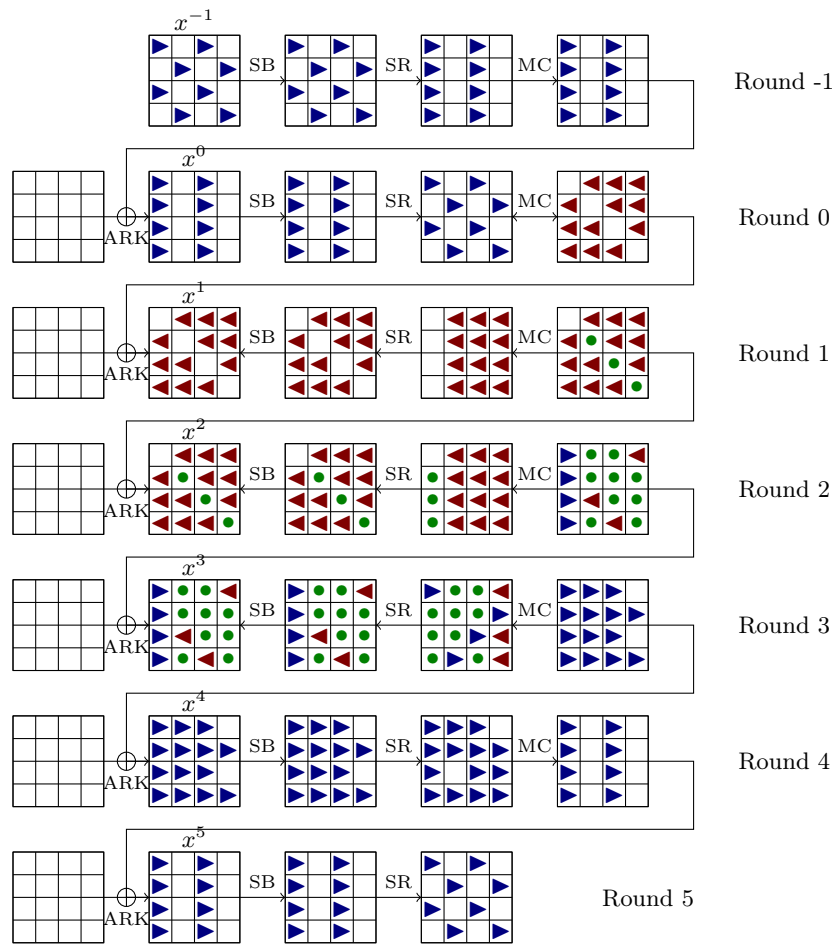


Fig. 11. 7-round MITM attack on AES, from [51].

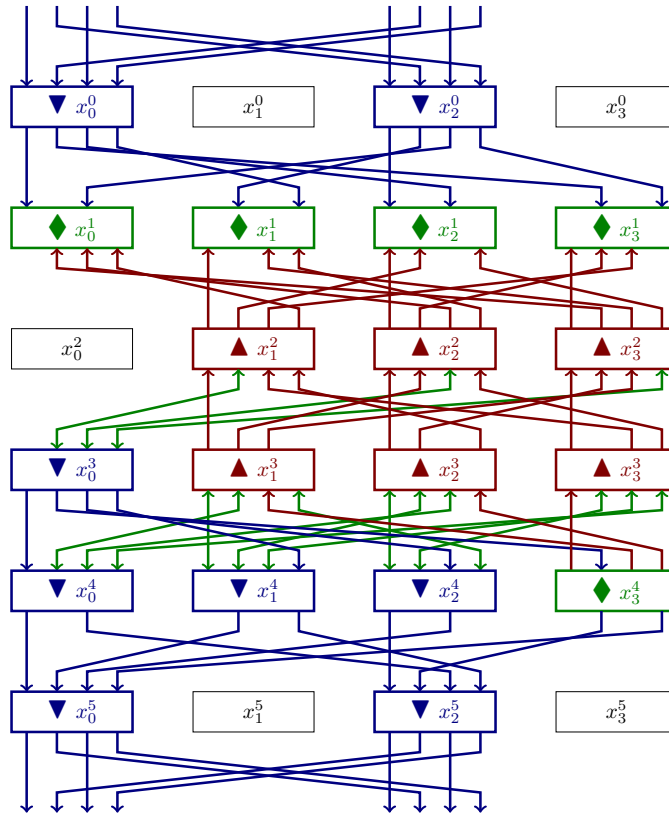


Fig. 12. Path of **Figure 11** in a PRESENT-like representation. Each cell is a column and round -1 is omitted. **▲: backward**, **▼: forward**, **◆: matching** through MC (new cells in the merged list), **↔: global edges**.

- **Matching through MC \blacklozenge** : in this path, there are 5 cells with 5 or more in- and outgoing edges, which can then be added to the merged list: $x_0^2, x_1^2, x_2^2, x_3^2, x_5^5$.
- **Additional constraints**: among these, the cell x_3^5 satisfies the conditions for reducing the memory through MC: it has 6 blue and red edges in total, and among them, there are 2 outgoing edges from the **forward \blacktriangledown list** and 3 ingoing edges from the **backward \blacktriangle list**. Thus there is room for as much as $\min(2, 3, 2) = 2$ additional constraints.
- **Forward \blacktriangledown list**: the forward list contains the cells $x_0^1, x_2^1, x_0^4, x_0^5, x_1^5, x_2^5, x_0^6, x_2^6$. The cut round is round 2 (there are no cells at this round). It is of size 0.25 cells, when accounting for all the constraints, and can be computed as follows, going forwards:
 - Start from cell x_0^4 . With the three ingoing fixed edges, there is only 0.25 choice.
 - Deduce x_0^5, x_1^5, x_2^5
 - Select a value of the two blue edges from x_3^5 that agrees with the two additional constraints of this node (since the ingoing blue edge is fixed, there is only a single choice)
 - Deduce x_0^6, x_2^6
 - Deduce x_0^1, x_2^1
- **Backward \blacktriangle list**: the backward list contains the cells $x_1^3, x_2^3, x_3^3, x_1^4, x_2^4, x_3^4$. The cut round is round 2. It is of size 0.25 cells and can be computed by going backwards:
 - Start from cells x_1^4, x_2^4, x_3^4 . Select a value of the three outgoing edges that agrees with the constraints on cell x_3^5 : there is only 0.25 choice remaining. Deduce the three cells.
 - Deduce x_1^3, x_2^3, x_3^3 .
- **Merged list**: it is easy to see that the merged list is of size smaller than 0.25 (here there are actually 4 new constraints through MC at round 2, so the expected size is -1).

B.4 Quantum Attack on Haraka-256

The path of our quantum attack on Haraka-256 v2 is given in [Figure 13](#). Here are the details.

- **Global \bullet** : we have a total of 20 bytes (5 cells) to globally guess. We guess 8 bytes in x_3^b , we guess 8 bytes by precomputing linear relations between columns of z_2^a and w_2^a (2 bytes per column), and 4 bytes by precomputing linear relations between columns of z_4^a and w_4^a (1 byte per column).
- **Forward \blacktriangleright list** (4 bytes, 1 cell): we start from w_2^a . Since 8 bytes of linear relations have been precomputed through MC, we have only 4 bytes to select. We advance until z_4 . At this point, since we have precomputed 4 linear relations through MC, we deduce immediately the values of the 4 forward bytes in w_4^a . We advance until z_6 .

- **Backward ◀ list** (8 bytes, 2 cells): we start from z_4^a . There are 12 bytes, and 4 precomputed relations, so only 8 bytes to select. We compute until w_2 . The required bytes of z_2^b are immediately deduced. The 8 bytes of z_2^a are deduced thanks to the 8 precomputed linear relations. We can then compute until w_6 .
- Matching: the matching through MC happens at rounds 1, 2, and 3, but it is entirely precomputed in rounds 1 and 2. At round 3, we have 1 byte of linear relation between each column of z_6^a and w_6^a . Thus the merged list is of size 2 cells as well.

B.5 Attacks on Haraka-512 with Input-Output Constraints

The post-quantum signature scheme SPHINCS+ [3] uses Haraka-512 to define a Sponge with 256 bits of rate (the first two AES substates) and 256 bits of capacity (the last two AES substates). The targeted security level is level 2 of the NIST post-quantum standardization process, which corresponds to 256 bits of collision security. Indeed, there is a generic (second-) preimage attack on such a Sponge of complexity 2^{128} , that looks for a collision in the capacity.

The MITM problem that we want to solve in this context is a 256-bit input-output constraint, where these 256 bits are either the rate or the capacity. Such a problem should admit one solution on average. For example, if the Sponge hashes two message blocks m_0, m_1 of 256 bits into a single hash block h of 256 bits with the permutation π_{512} , then we have:

$$s_0 := m_0 \parallel 0_{256}, \quad s_1 := (m_1 \parallel 0_{256}) \oplus \pi_{512}(s_0), \quad h = \text{trunc}_{256}(\pi_{512}(s_1)) .$$

Thus we can guess the value of the capacity part in s_1 , solve a MITM problem to obtain s_0 , solve another MITM problem to obtain s_1 , and deduce m_1 and m_0 . The generic complexity of this MITM problem is 2^{256} classically and 2^{128} quantumly. Thus, procedures of complexity between 2^{128} and 2^{256} are valid MITM attacks, but do not yield valid preimage attacks for the Sponge itself.

We ran our tool with these adapted constraints. By symmetry, the results are the same whether we choose to fix the rate (first two substates) or the capacity (last two substates). We find two MITM attacks:

- A classical attack of time complexity 2^{192} (6 cells) on 4.5-round Haraka-512. The path is given in Figure 14. The **forward ▶ list** is of size $2^{4 \times 32}$, since computing the whole forward path requires only to guess 4 new columns at round 1. The **backward ◀ list** is of size $2^{6 \times 32}$, since 6 new columns have to be guessed at round 3.5.
- A quantum attack of time complexity 2^{64} (2 cells) on 3.5-round Haraka-512. The path is similar as Figure 14, with the same **forward ▶ list**, and a **backward ◀ list** of size 1 (no additional columns need to be guessed).

Both the attacks are quite simple since the matching (through MC) occurs at a single round in the middle. Though they have both classical complexities larger

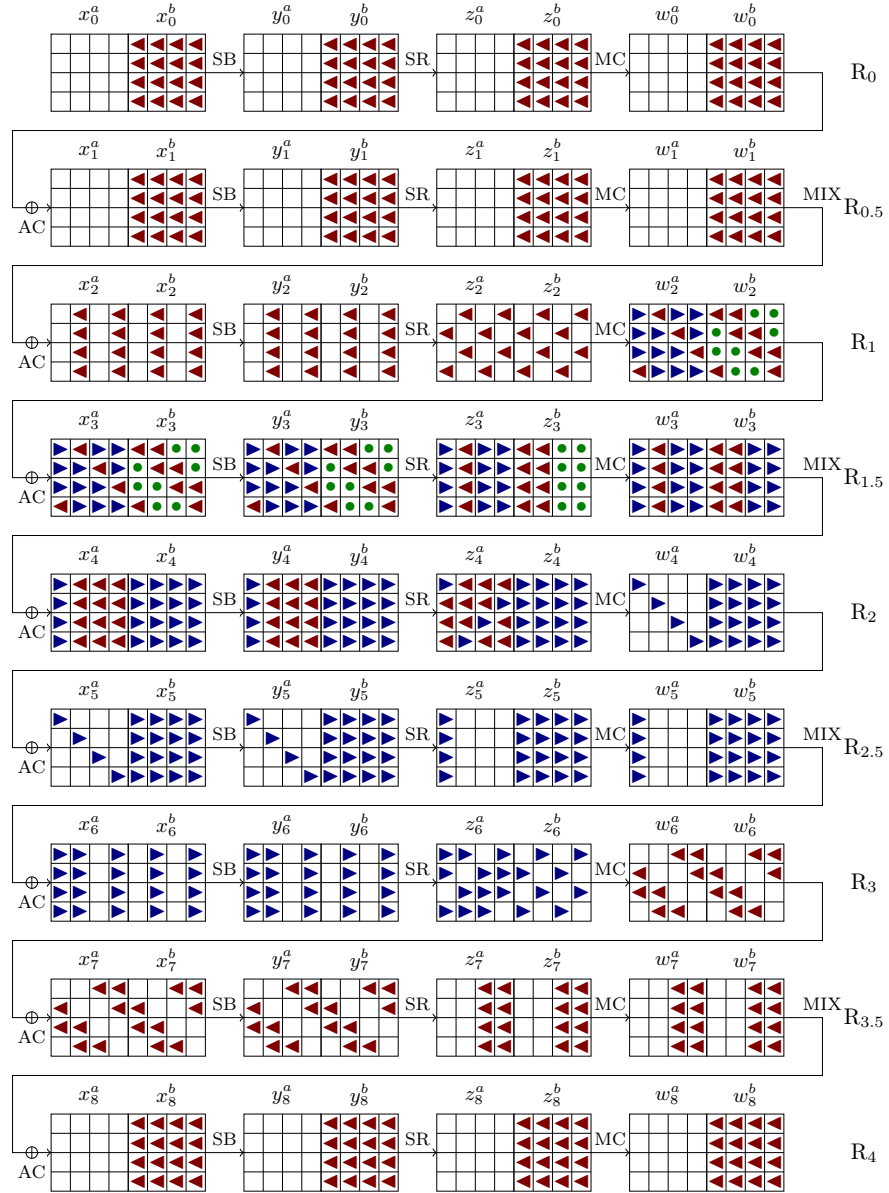


Fig. 13. New attack path for Haraka-256 v2, that is applicable to the quantum setting.
 ◀: backward, ▶: forward, ●: guessed.

than or equal to 2^{128} , and so, do not invalidate the classical security claims, the second attack has a quantum time complexity approximately 2^{64} with negligible memory, which is below NIST level 2. So this one applies to the security analysis of SPHINCS+.

B.6 Quantum Attack on Grostl-512 OT

The path of our attack on the Output Transformation (OT) of Grostl-512 is given in Figure 15. The OT is an AES-like permutation on a state of 16×8 bytes; we number the columns from 0 to 15 (left to right) and the bytes from 0 to 7 (up to down). The goal is to find an input state x such that $\text{trunc}_{512}(x \oplus P(x)) = 0$ where the truncation takes columns 8 to 15, in time less than the generic 2^{512} (2^{256} quantumly).

- **Global •**: we guess 19 bytes in round 1, 52 bytes in round 2, 13 bytes in round 3, for a total of 84 bytes. There are 64 degrees of freedom in the path, this leaves 20 bytes that must be repeated. Furthermore, we reduce through MC: • at round 3, respectively 4, 3, 3, 2, 2 bytes for columns 11-15 (so we precompute these linear relations), for a total of 14 bytes. • at round 0, respectively 4, 4, 3, 2 bytes for columns 12-15, and 1 byte for columns 0-1, for a total of 15 bytes. All in all, there are $20 + 14 + 15 = 49$ global guesses to be repeated.
- **Backward ◀ list** (7 bytes): we start at round 3. Due to the precomputed linear relations, there are only $19 - 14 = 5$ bytes of freedom backwards in z^3 . Using the global guesses, we compute backwards the red bytes until w^0 without making new guesses. Then we can deduce columns 8-12 of z^0 . The 13 red bytes in columns 12-15 of z^0 , and the 2 red bytes in columns 0-1, have zero degree of freedom due to the reduction through MC, so we deduce their values immediately without making new guesses, and go on until x^7 . We guess 2 other bytes to deduce columns 14 and 15 in w^6 , then the bytes of w^5 . In total we had to guess 7 bytes.
- **Forward ▶ list** (14 bytes): we start at round 1. There are 29 blue bytes in x^1 , but only 14 degrees of freedom due to the reduction through MC at round 0. We compute forwards until z^3 . Due to the reduction through MC, the new bytes of columns 11-15 of w^3 have no degrees of freedom. We advance until z^5 without making new guesses.
- **Matching**: the matching through MC in round 0 and round 3 has been entirely precomputed. The only other places of matching are: round 1, with 4 bytes that belong both to the forward and the backward lists; round 5, with 3 bytes of matching through MC in columns 0,1,2. Thus the merged list is of size $7 + 14 - 7 = 14$ bytes.

Since each cell corresponds to 8 bytes (a column), the memory complexity is 0.875 cell, the backward list is 0.875 cell, the forward and merged list 1.75, and there is a loop of 6.125 cells. The classical time complexity is 7.875 cells (2^{504}) instead of 8 (2^{512}). By Equation 7, the quantum time is at most $2^{255.55}$ instead of 2^{256} generically.

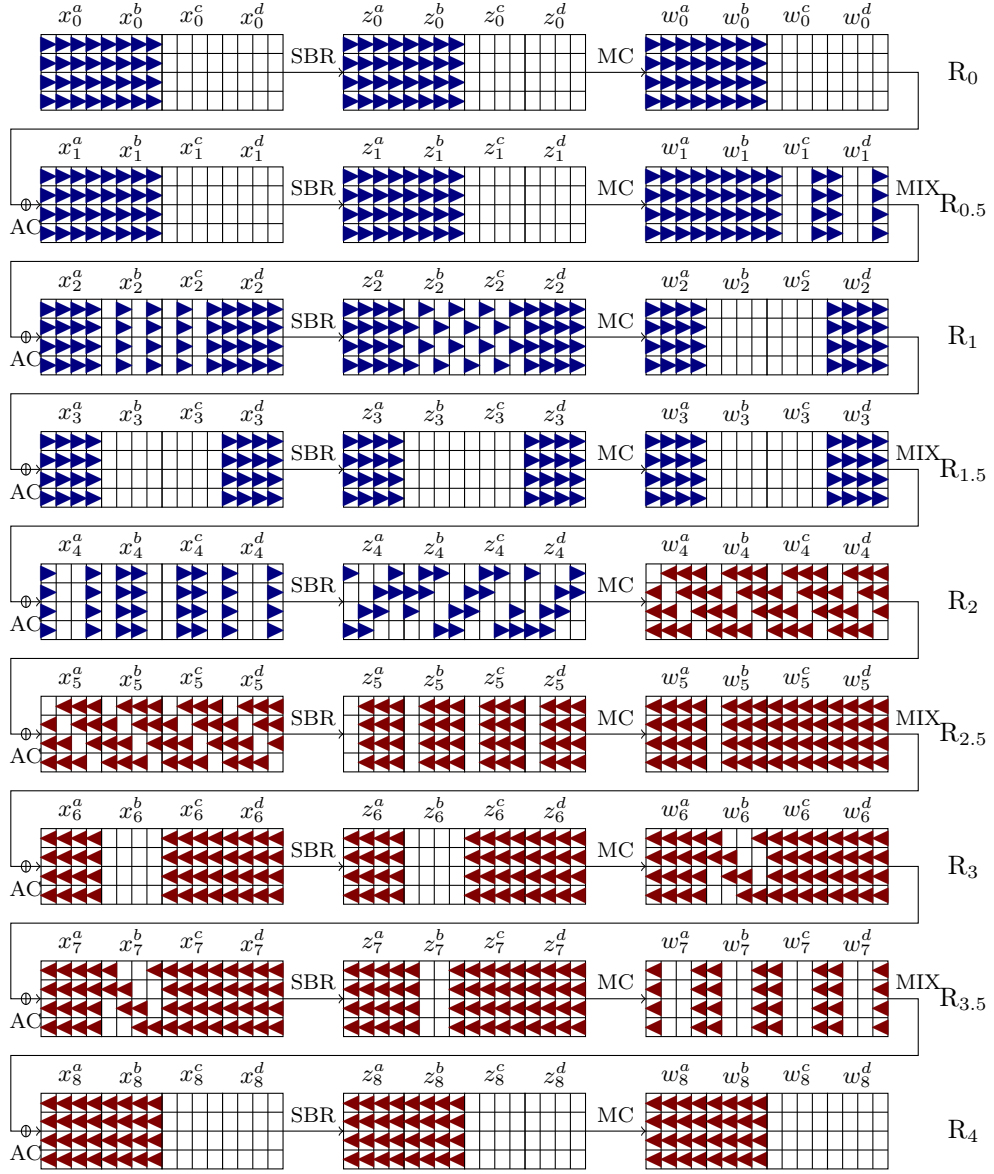


Fig. 14. Classical MITM attack on 4.5-round Haraka-512 with fixed input-outputs, corresponding here to fixed rate values in the SPHINCS+ Sponge mode. The quantum attack on 3.5 rounds consists in keeping the same forward list, and making no guesses in the backward list (which is then of size 1).

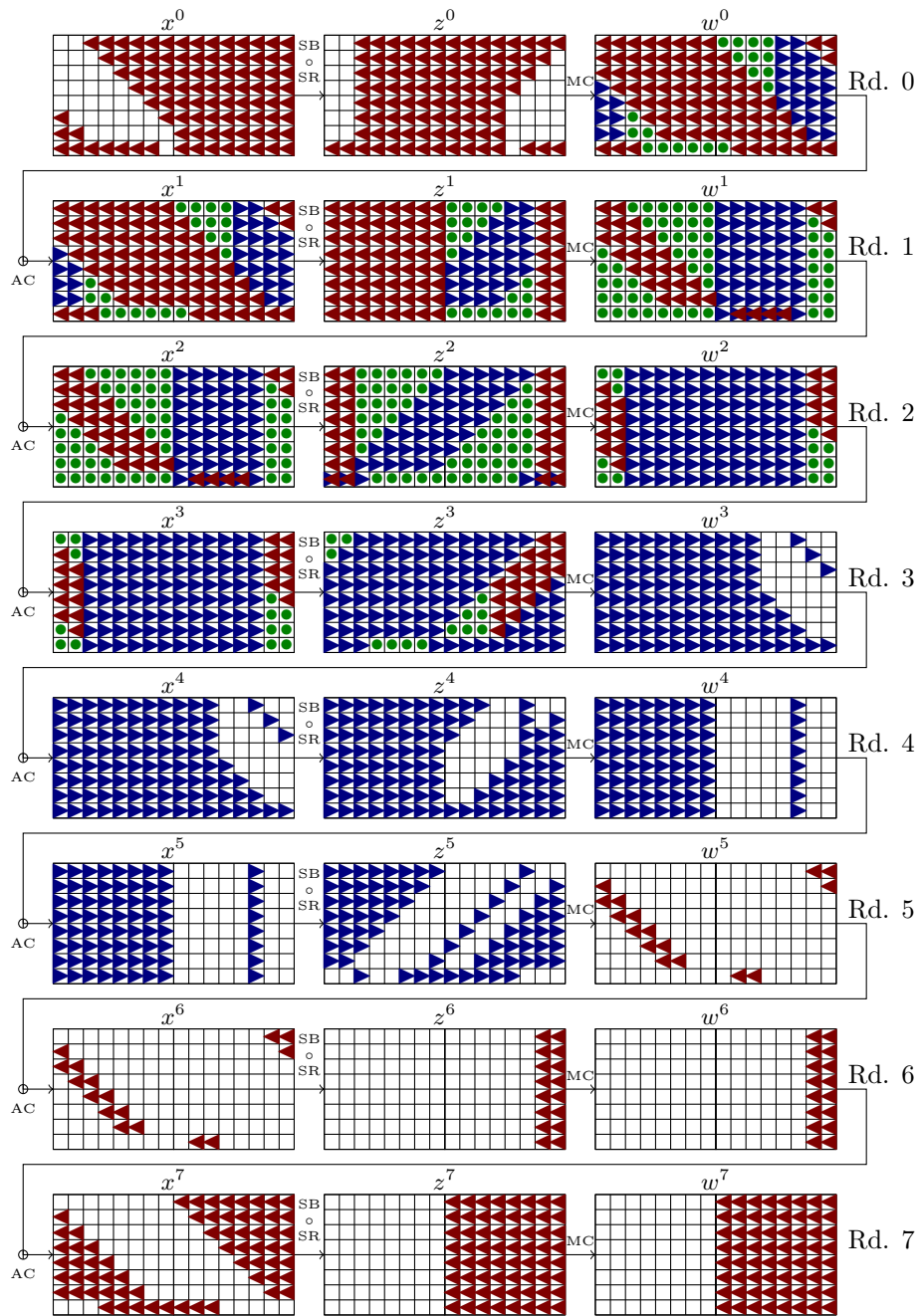


Fig. 15. Quantum attack on Grøstl-512 OT. ◀: backward, ▶: forward, ●: guessed.

B.7 Details on Simpira

We give here more details on our attacks on Simpira. In [Figure 16](#), we give a depiction of several rounds of different Simpira versions. We emphasize that the branches are not swapped, contrary to a standard GFN depiction, but that the round functions are applied in place. In [Table 5](#), we give numerical values for our partial-preimage attacks on different versions (they were obtained automatically, by guessing 0 for appropriate internal states and deducing the initial state by unfolding the equation system).

Attack on Simpira-3. We give the details of our GAD strategy for Simpira-3, referring to [Figure 16](#) for the state naming. The equation system that we want to solve is:

$$\begin{aligned} S_1 \oplus S_3 &= \Pi_1(S_0), & S_2 \oplus S_4 &= \Pi_2(S_3), & S_0 \oplus S_5 &= \Pi_3(S_4) \\ S_3 \oplus S_6 &= \Pi_4(S_5), & S_4 \oplus S_7 &= \Pi_5(S_6), & S_5 \oplus S_8 &= \Pi_6(S_7) \\ S_6 \oplus S_9 &= \Pi_7(S_8), & S_7 \oplus S_{10} &= \Pi_8(S_9), & S_8 \oplus S_0 &= \Pi_9(S_{10}) \\ S_9 \oplus S_{12} &= \Pi_{10}(S_0), & S_{10} \oplus S_{13} &= \Pi_{11}(S_{12}) \end{aligned}$$

This can be simplified by removing all states that intervene in a single equation, and all equations in which such states intervene. The simplified system is:

$$\begin{aligned} S_0 \oplus S_5 &= \Pi_3(S_4), & S_4 \oplus S_7 &= \Pi_5(S_6) & S_5 \oplus S_8 &= \Pi_6(S_7) \\ S_6 \oplus S_9 &= \Pi_7(S_8), & S_7 \oplus S_{10} &= \Pi_8(S_9) & S_8 \oplus S_0 &= \Pi_9(S_{10}) \end{aligned}$$

Here we can XOR three equations to obtain:

$$\Pi_3(S_4) \oplus \Pi_6(S_7) \oplus \Pi_9(S_{10}) = 0 . \quad (16)$$

Since we can afford to guess two states, we guess $S_4 = 0$ and $S_7 = 0$ and deduce S_{10} from this equation. From there, we deduce everything.

Attack on Simpira-4. For 9 rounds of Simpira-4, the simplified system of equations is:

$$\begin{aligned} S_0 \oplus S_7 &= \Pi_4(S_5) & S_5 \oplus S_8 &= \Pi_5(S_6) & S_7 \oplus S_{10} &= \Pi_7(S_8) \\ S_6 \oplus S_{11} &= \Pi_8(S_9) & S_9 \oplus S_{12} &= \Pi_9(S_{10}) & S_8 \oplus S_{13} &= \Pi_{10}(S_{11}) \\ S_{11} \oplus S_{14} &= \Pi_{11}(S_{12}) & S_{10} \oplus S_{15} &= \Pi_{12}(S_{13}) & S_{13} \oplus S_{16} &= \Pi_{13}(S_{14}) \\ S_{15} \oplus S_0 &= \Pi_{15}(S_{16}) \end{aligned}$$

Again, we will sum multiple equations to obtain a sum of Π outputs to zero:

$$\Pi_4(S_5) \oplus \Pi_7(S_8) \oplus \Pi_{12}(S_{13}) \oplus \Pi_{15}(S_{16}) = 0 . \quad (17)$$

Since we can afford three guesses, we guess $S_5 = 0, S_8 = 0, S_{13} = 0$ and deduce S_{16} from this equation. Then we can deduce everything. In other cases ($b = 6, 8$), we can still write a similar equation as [Equation 16](#) and [Equation 17](#). However, once we have obtained the states that intervene in this equation, we still need to guess more states to deduce the whole pattern. This is why we observed no application of this technique on $b \notin \{2, 3, 4\}$.

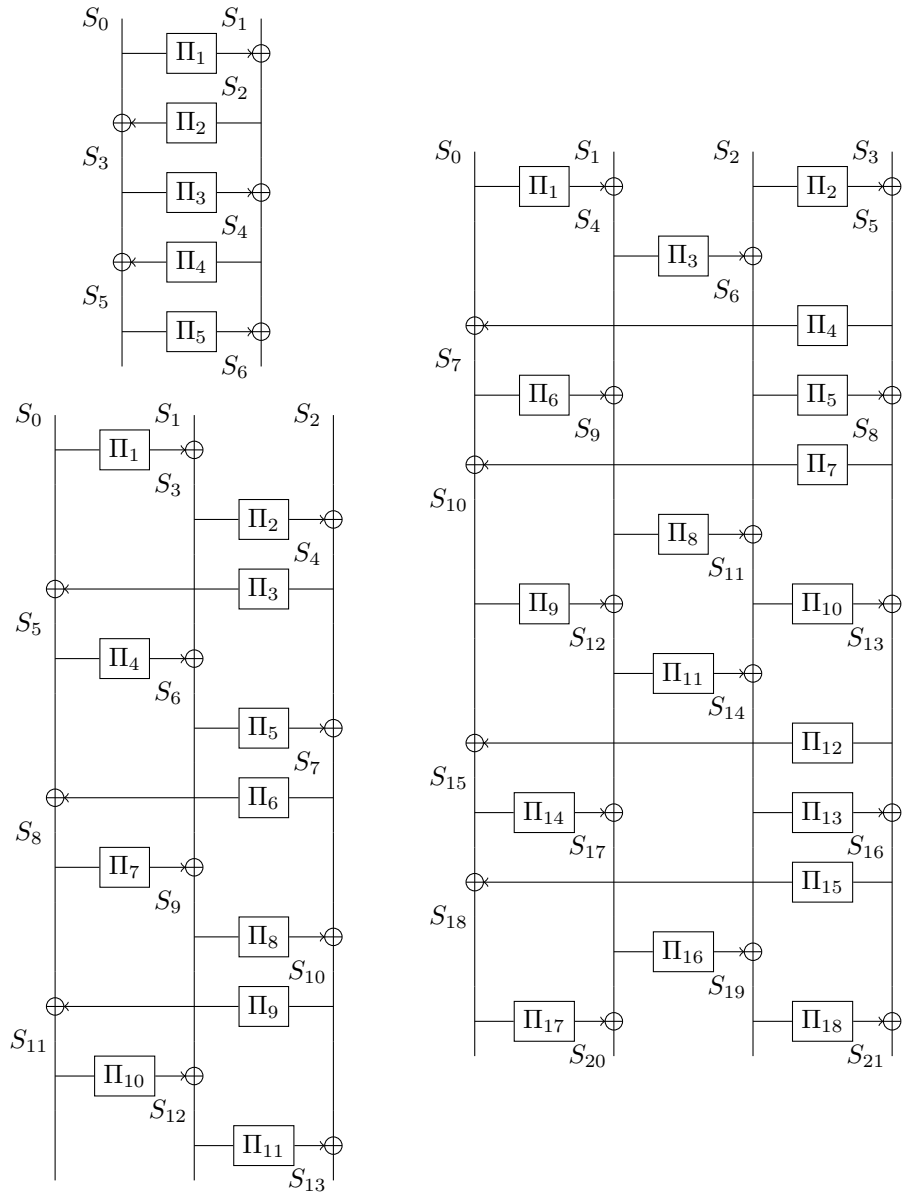


Fig. 16. Left: 5 rounds of Simpira-2, 11 rounds of Simpira-3; right: 9 rounds of Simpira-4.

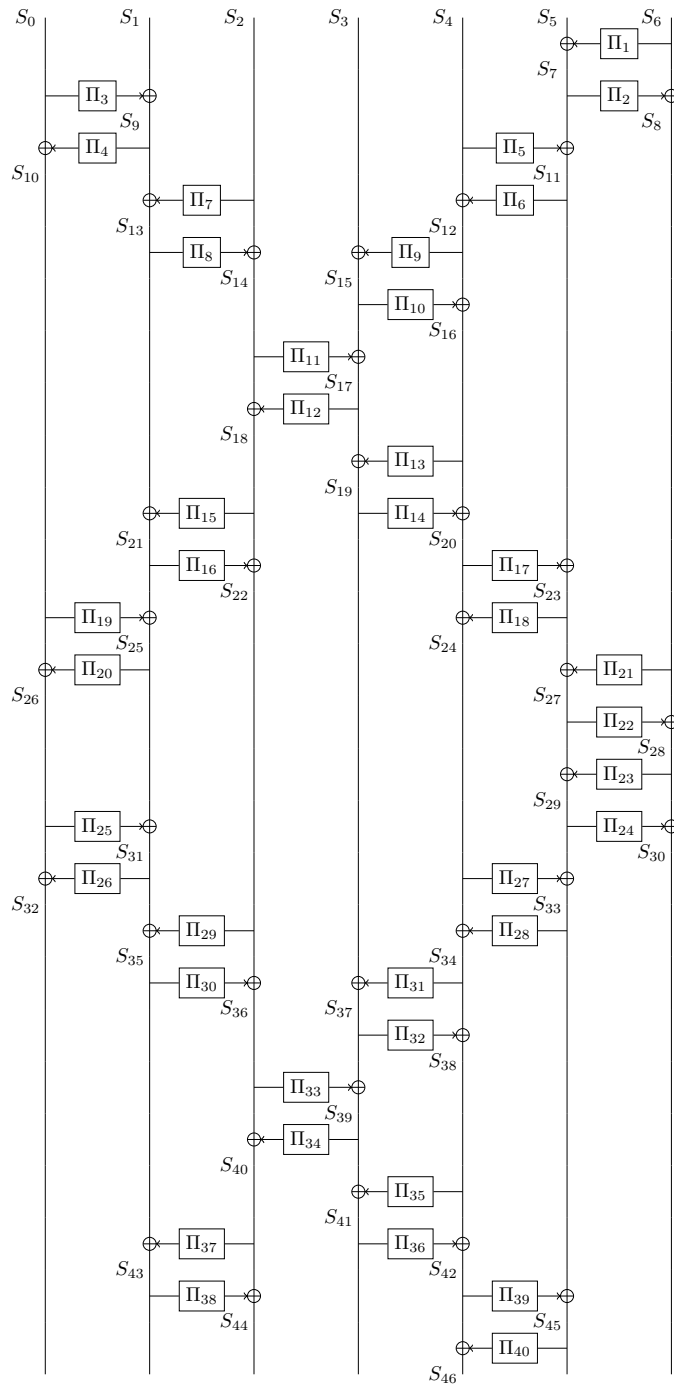


Fig. 17. Simpira-7 reduced to 20 calls of the “double-F” function, i.e., approximately two thirds of the rounds.

Table 5. Results of our attacks on reduced-round Simpira.

		x				$P(x)$			
$b = 2$ 5 / 15	S_0	3ade53a3	2cee6bdc	16557374	7010a5a7	3ade53a3	2cee6bdc	16557374	7010a5a7
	S_1	b27d466f	1203fe5a	dfff326	332fcc48	58f3c4c	f6c0b51b	63b33762	d8e98203
$b = 3$ 11 / 21	S_0	fdccc3ab	1b3d4dba	ce27cee	5fbd5d5	fdccc3ab	1b3d4dba	ce27cee	5fbd5d5
	S_1	c9473a98	8ec7bf56	f148e825	2dd45de0	449cef32	1e9f57cc	4cd53ec8	6f9b96ce
	S_2	1d1fde81	afa8d014	74cb131b	233996ea	f6abf7ac	7926e6da	9b483591	6cf418ea
$b = 4$ 9 / 15	S_0	fdfe4516	7e74489f	2b7b3cb5	8f746ffd	fdfe4516	7e74489f	2b7b3cb5	8f746ffd
	S_1	bee7e904	15932665	52af84b0	212ee4fa	f21c473f	46882da7	14665112	e6e4ba46
	S_2	79922add	1e0223eb	e06609a3	f4ad8be2	a36fc9a1	5c0ffafa	e76d263f	ddb7d6c3
	S_3	af0641f3	56e848d0	5495a2e1	a39b31ed	30c00dec	bfa5785	4ae7a7fb	58a1bc4a
$b = 6$ 9 / 15	S_0	9a62829d	b2e61776	55f984a8	381a7167	9a62829d	b2e61776	55f984a8	381a7167
	S_1	6c8127af	ea711baf	4eb6be1f	bc6e39db	942dce98	80f4d39b	8d593ebe	4c631e3d
	S_2	55d1830f	b0e206af	49a2d590	2b4c1dcf	87f98b8c	492ab55	c0d2968f	a03f206b
	S_3	fedac948	2b61071b	4e81311b	d3faca97	e4621ae6	bbc60c4a	b2ee2e89	563ac027
	S_4	6dd77dd9	c69564aa	c80e247c	702883cc	9f8bac14	95cb4712	2d2cfa24	532dc57d
	S_5	8de84326	2198b8a2	82fe4b45	56193e25	e6617516	6b5f3e7d	eedf944f	d2a8e17c
$b = 8$ 9 / 18	S_0	56f09a42	bda78227	10b24126	9b0ee87	56f09a42	bda78227	10b24126	9b0ee87
	S_1		0 0 0			f420edd2	7cab9952	95c91718	ddb5afca
	S_2	a1bc3c59	d1d2509	5a742fb1	f9ba3c33	c5ab6147	51d46b8f	bc572752	ee2753fa
	S_3	5e578355	b0e7b0dc	32b0063f	f3c4c5a4	8ab549da	df9a794d	112e8ffc	8f7357c8
	S_4	927f340a	36fa35fc	6bdf63e2	d3d4d9da	bef2d57e	2603c774	697966e6	99769599
	S_5	485d5ace	5038872e	ccef1b28	891edaa3	7a5abc7d	e7fc7ed2	e389c6c2	27a5168b
	S_6	c2989e84	705e192e	7ee9d250	c715cc4c	48fd9f81	b990a548	99715be7	1df4ac30
S_7	99e62293	3e20db10	25cbeca5	15426c59	e770870e	8b2a0d71	1d2a9ffd	affeed5c	

Larger b values. For larger values of b , a double- Π function (corresponding to two rounds of a simple Feistel) is applied on pairs of branches using an X-shaped pattern that ensures full diffusion, which is repeated three times. An example for Simpira-7 is shown in Figure 17, where we reduced it to 20 double- Π functions instead of 33. A simple GAD attack applies when the pattern is applied only *almost twice*, so that the first branch intervenes only in three double- Π functions. In that case, by starting from the middle, we can find in time 1 a value x such that $x \oplus P(x)$ is equal to any target in the first branch (and in particular 0). This is true for any value of b and yields simple attacks on the permutations reduced to $2/3$ of the rounds.

We can note that for $b \geq 14$, there always exist trivial “full wrapping” distinguishers of complexity at most $2^{128 \times 12}$. Indeed, due to the X-shaped structure, any branch depends at most on 13 values of 128 bits: its initial value, the 6 values it received from the branch on the left, and the 6 values it received from the branch on the right. Thus, we can compute a fixpoint (if it exists) with the following trivial strategy: we take lists of possible values for each branch separately, so that the input and output value is equal. Each of these lists has size $2^{12 \times 128}$. We merge these lists pairwise, until we have a list with all the branches. The list size never increases above $2^{12 \times 128}$.

This is a simple way of showing that, if one wants to avoid all structural distinguishers on a GFN permutation with b branches, it should have at least $\mathcal{O}(b^2)$ round functions. It also highlights the fact that there exists MITM distinguish-

ers on GFN permutations that are strictly stronger than GAD distinguishers, although this is not the case of the practical examples studied in this paper.

B.8 Details on Sparkle

In this section, we give the complete paths and strategies of our GAD distinguishers on SPARKLE variants. These distinguishers are practical, while the generic complexity is 2^{64} in all cases (we have implemented them and example results are given in Table 6). However, we emphasize that they do not lead immediately to attacks on sponge-based AEAD and hashing [7]. Notably, the fixed input and output branches are not placed on the same part (rate or capacity) of the permutation. Equivalently, we skip the last branch permutation, and this essentially allows to append one step for free.

Our cell-based representation of SPARKLE is exemplified in Figure 18. Recall that each cell with $i > 1$ input edges and 1 output edge is an i -XOR cell (including the cell LX for the linear function L , which behaves as such). Each cell with 1 input edge and $i > 1$ output edges is an i -branching cell. Otherwise these are dummy cells.

The ARX-boxes and round constant additions are applied at the beginning of a round, so we use S_j^i to denote the value *after* the ARX box at step i in branch j . In all cases, we can also apply another layer of ARX-boxes in the end (0.5 round) for free.

GAD Distinguisher on 4-step Sparkle-256. The path of our practical 4-step GAD distinguisher on SPARKLE-256 is represented in Figure 18. The attack starts by guessing the 4 values that we are allowed: $S_0^0, S_0^1, S_1^1, S_0^3$. We can fix the input and output values to 0. Then, we propagate these guesses to obtain S_1^2, s_2^2, S_3^2 , and finally, $T_3^2 = S_3^2 \oplus S_1^2$. Since we know S_0^3 , we can deduce the value of $L(S_0^2 \oplus S_1^2)$, which is the output of LX^2/LB^2 . We invert L , and since we know S_1^2 , we can deduce S_0^2 . We have then the complete state before Step 2, which finishes the attack. Note that in this 4-step distinguisher, there always exists a single solution regardless of the 4 guesses (similarly as in our attacks on Simpira). Note that this path can be trivially adapted for SPARKLE-512, in which case we will have two branches fixed in input and output.

GAD Distinguisher on 4-step Sparkle-384. The distinguisher on SPARKLE-384 is similar, and represented in Figure 19. Similarly as before, we fix S_0^0 in input and S_1^3 in output. The 4 other internal guesses are $S_0^1, S_1^1, S_2^1, S_0^2$. Each choice for these 6 branches admits exactly one solution. We compute directly S_3^1, S_2^2, T_5^2 , and match with S_1^3 to obtain the value of $L(S_0^2 \oplus S_1^2 \oplus S_2^2)$. From there we deduce S_1^2 , and we have a complete state.

Improved GAD Attack on Sparkle-512. Though our model does not find any attack on 5 steps of SPARKLE-512, we found (by hand) a better strategy which combines GAD and SAT solving. It relies on the fact that the ARX-box of

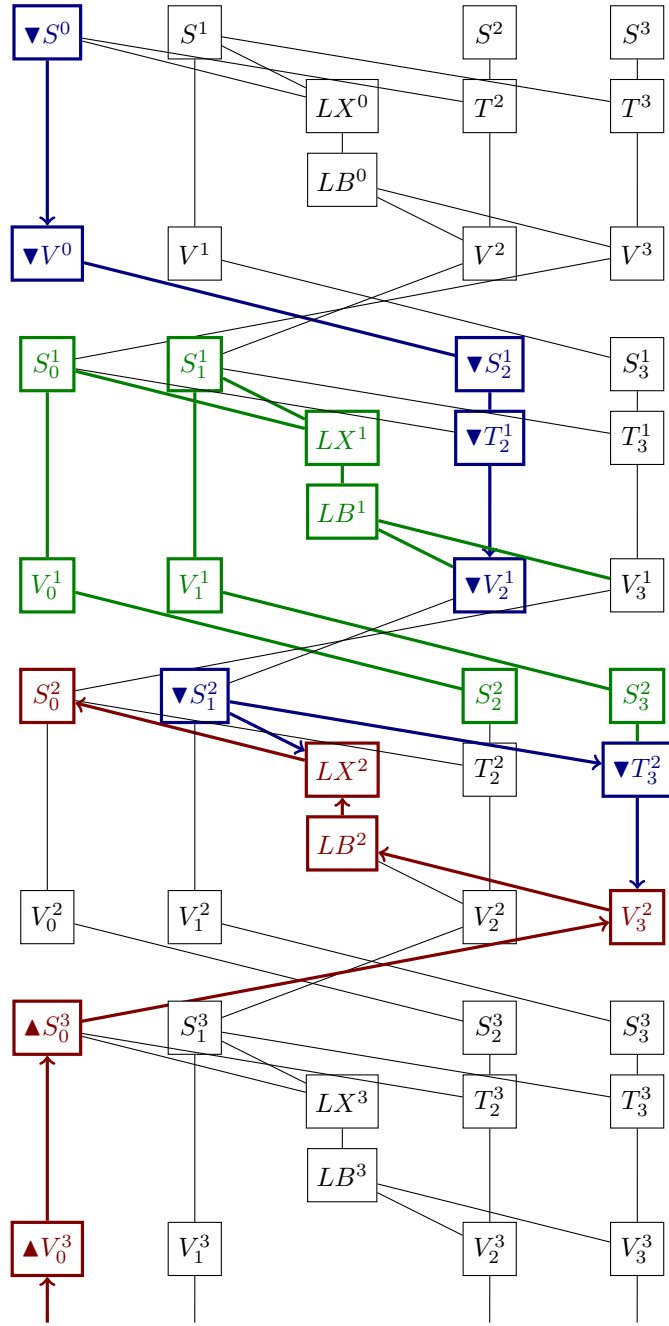


Fig. 18. Cell-based representation of SPARKLE-256 and path of a 4-step GAD attack.

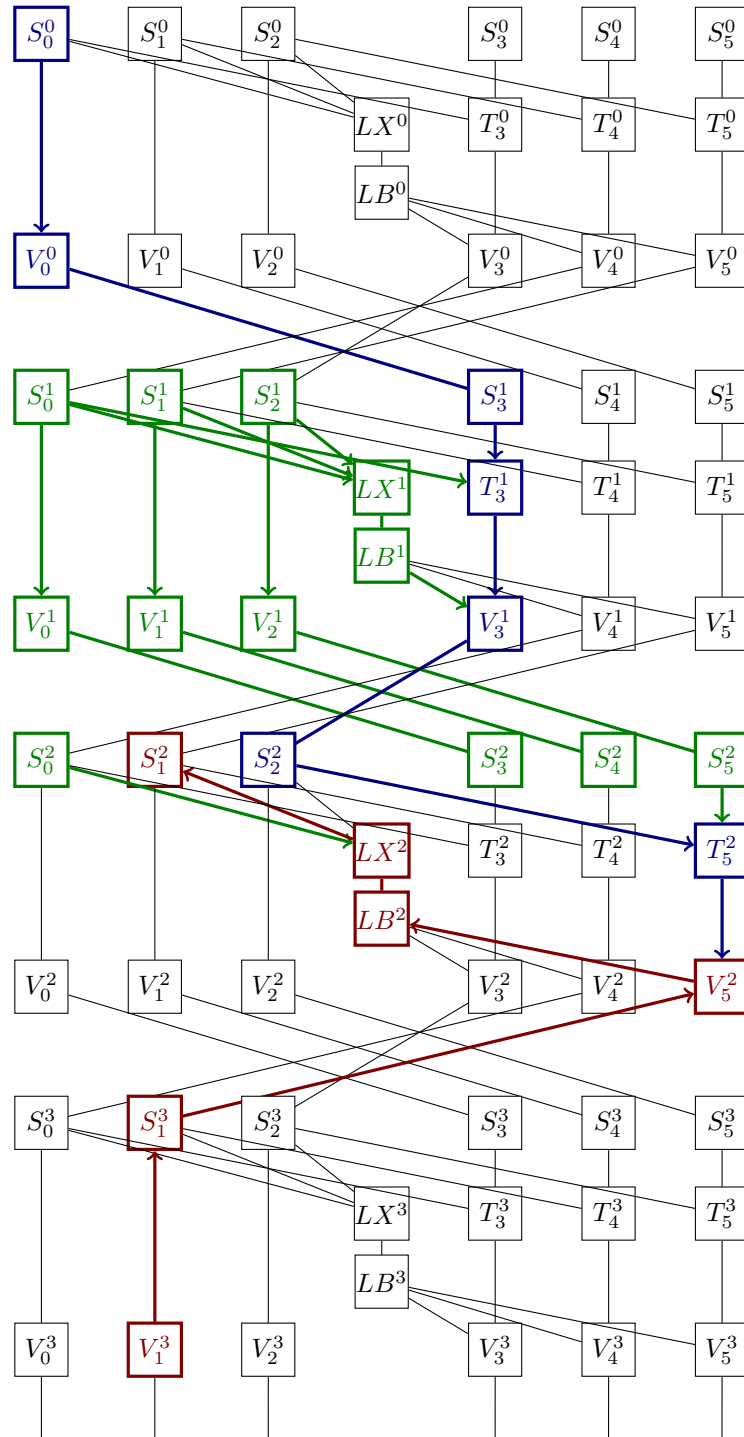


Fig. 19. Cell-based representation of SPARKLE-384 and path of a 4-step GAD attack.

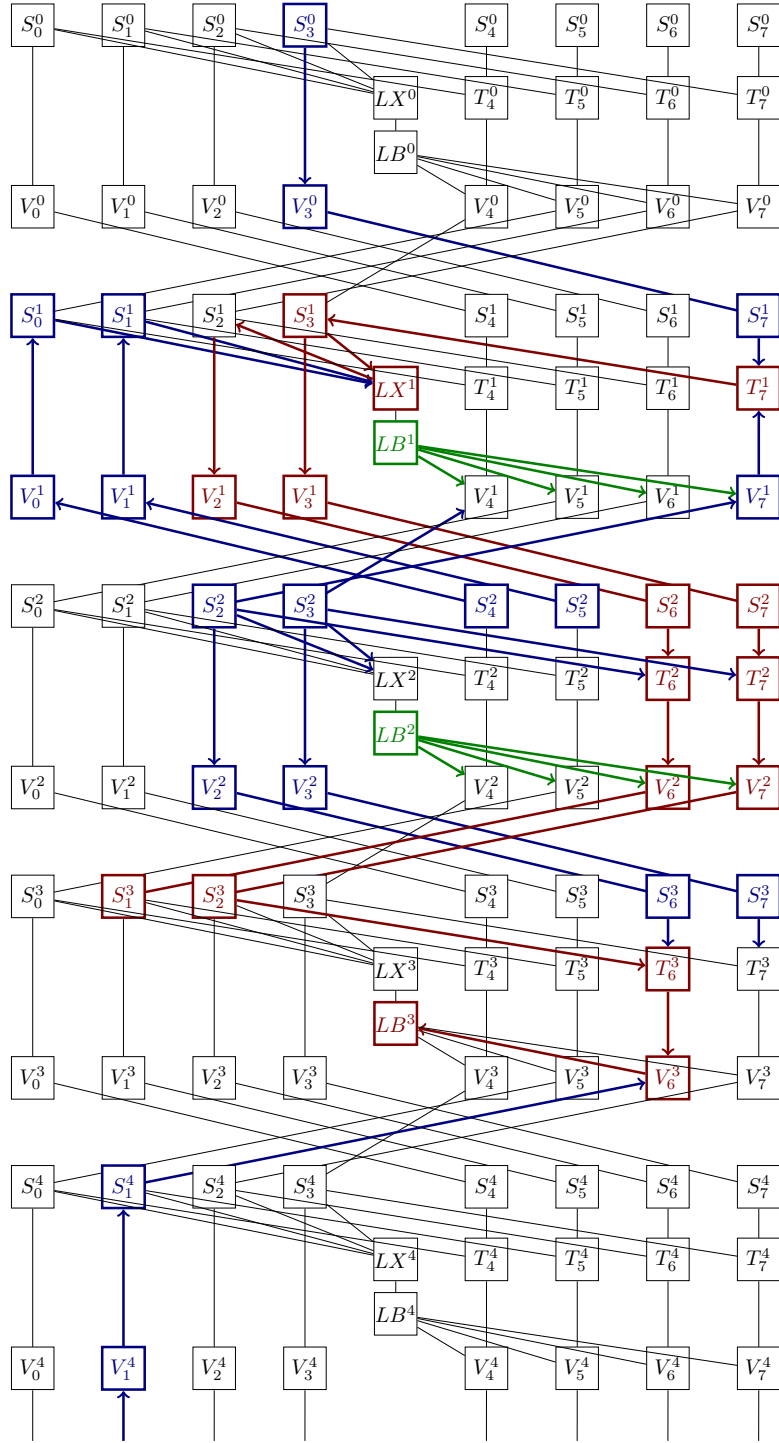


Fig. 20. GAD attack on 5 steps of SPARKLE-512.

SPARKLE is not a random function, and some equations between inputs and outputs of ARX-boxes can be solved efficiently using a SAT solver.

We start with the following guesses: the target value in one input and one output branch fixes S_3^0 and S_1^4 . Internally, we guess $S_4^2 = 0$ and $S_5^2 = c_3$ where c_3 is the round constant XORed to the branch 0 at the beginning of step 3. (In general, we would need $S_4^2 \oplus S_5^2 = c_3$). We also guess $L(S_0^1 \oplus S_1^1 \oplus S_2^1 \oplus S_3^1) = 0$ and $L(S_0^2 \oplus S_1^2 \oplus S_2^2 \oplus S_3^2) = 0$, which allows to simplify two linear layers into mere XORs of branches. Finally, we guess $S_2^2 = S_3^2$ that we set to a random value. We have now consumed all our degrees of freedom. From $L(S_0^2 \oplus S_1^2 \oplus S_2^2 \oplus S_3^2) = 0$, we deduce that $L(S_0^2 \oplus S_1^2) = 0 \implies S_0^2 = S_1^2$, which will be important in what follows.

Our guesses allow to deduce all the cells highlighted in [Figure 20](#) (the colors here only emphasize the subsequent steps). In particular, at step 2, we obtain S_2^2 to S_7^2 and at step 3 we obtain S_1^3, S_2^3 and $L(S_0^3 \oplus S_1^3 \oplus S_2^3 \oplus S_3^3)$, which allows to deduce $S_0^3 \oplus S_3^2$.

At this point, we have an equation over $S := S_0^2 = S_1^2: S_0^3 \oplus S_3^2 = C$ for some known constant C , which turns into: $A_0(S) \oplus A_3(S) = C$, where A is the ARX-box, thanks to our guesses of S_4^2, S_5^2, S_2^2 and S_3^2 . Using the CryptoMinisat 5 solver [53], we can find solutions to this equation (when there are) in less than two minutes. Note that we did not manage to solve in practice an equation of the form $A_0(S) \oplus A_3(S \oplus C') = C$, but it can be certainly solved in less time than 2^{64} evaluations of SPARKLE.

Having the two inputs of the ARX-boxes equal essentially allows to bypass the first round of modular addition, out of 4, because this modular addition is applied before the constant addition which makes A_0 different from A_3 . So essentially the equation $A_0(S) \oplus A_3(S) = C$ becomes $A'_0(S') \oplus A'_3(S') = C$ for ARX-boxes reduced to three rounds, and three modular additions, out of 4, and this makes the system easy to solve.

Discussion. Solving an equation with a single ARX-box layer allows to reach one more step than the simple GAD distinguisher. After trying to extend the path by one round, we found that we had to solve an equation with two nested ARX-boxes, and this was impractical. Besides, we tried a similar 5-step strategy for SPARKLE-384, but we fell down on an equation combining L and the ARX-box, which we have not been able to solve practically.

Though the situation is different from *Simpira*, the conclusion is the same: there are improved GAD attacks that are not captured by the merging-based MITM strategy. For *Simpira*, these attacks used combinations of XORs, and here, they use the specific implementation of the round functions.

C Partial Preimage Attack on Haraka-512 v2

As we have seen in [Section 6](#), a full MITM preimage attack of impractical complexity, but with sufficiently low memory, can sometimes be turned into a partial preimage attack of practical complexity. In this section, we demonstrate it with

Table 6. Results of our distinguishers on reduced-round SPARKLE.

	SPARKLE-256 (4 steps)	SPARKLE-384 (4 steps)	SPARKLE-512 (5 steps)
x			39e36476cd60e20c
		0	ffa3eb06e05890e7
	0	35a978aeac9d93c4	67c29622ea41092
	99f01957026ed90d	fee2080ed7f418e	0
	73e1a8153929092a	827e7a6fb38909fe	4b264d04c373b44e
	27459efe4cc6fe40	4b5470dd1716eefd	2287af09b84165cb
	84657d8e3b91b230	3f20785e81eb0cf9	
		46c58a3878ca2dd6	
$P(x)$			c3715a01706ced14
		aceb511cd27086ab	281a0b6a0b773407
	400633cc6a7e9a6b	d17be8d7c0d28c25	9e2df786ee3614b0
	3059267edaa72517	2cb5a16ddba4128f	ddb4f60a409ada99
	0	96799bd2f138d3b	4eb1230a5ac01145
	caffbf326212b13c	0	0
	7f3ff6c50df1375a	5f04a7b2c809dfd8	
		7f4e94ca6d0facf4	

a partial preimage attack on the full Haraka-512 v2. The attack has time and memory complexity about 2^{32} , and finds a 64-bit partial preimage, i.e., an input x such that $\text{trunc}(\pi(x) \oplus x)$ has 64 bits set to an arbitrary value. We implemented it, and our unoptimized C++ code can find a result in a few hours on a laptop with 8GB of RAM. Below is an example:

Input as an internal state:

e7 d4 9f 2d		16 f6 53 65		cd 99 33 01		d5 2a 66 a1
3f 05 c4 94		7a 61 37 17		6b 8c 47 1f		1f 10 08 cc
2e 53 f6 6a		5e 83 a9 6d		f0 7a b2 b9		69 a4 45 f4
b2 5c 0b 93		7a ee e2 c6		17 52 b3 74		e9 e4 79 f3

Output bytes (256 bits)

4d 35 de 97 63 ba c0 f0 4c dc 64 6b d1 e6 19 15
00 00 00 00 cb 51 f8 2b 9d 3e 50 e1 00 00 00 00

The zero bytes correspond to two columns of the internal state. They could be set to any arbitrary value instead.

Path of the Attack. We use the path of [Figure 21](#). It is different than the one from [Section 6](#), but it was also found using our tool. It corresponds to a full preimage attack on the 5-round version of Haraka-512 that would run in time 2^{224} . There are a total of 56 bytes which are globally fixed:

- 8 bytes of linear relations between z_2^a and w_2^a , through the MC operation of Round 1, that we explicit in [Equation 18](#);

- 48 bytes of global guesses in x_3, x_4 and x_5 .

In our implementation, we assigned 0 to each of these bytes, except a single degree of freedom in the linear relations in order to re-run the attack with several choices. The backward, forward and merged lists are of size 2^{32} . Each forward computation path is determined by 4 bytes of w_2^a , which we choose to be $w_2^a[1, 6, 11, 12]$. All the other **► forward** bytes in w_2^a can be deduced from them by [Equation 18](#). Each backward computation path is determined by the 4 bytes $x_5^c[0, 5, 10, 15]$.

Correctness. The $2^{32} \times 2^{32} = 2^{64}$ pairs of forward and backward paths define a set of 2^{64} initial states x_0 . We can expect that one of them will be such that it matches with its image $\pi(x_0)$ in the 8 bytes corresponding to the two **◄ backward** columns in w_5^c . By computing backwards the last round, we see that the 8 bytes in w_8^c in the closed path match the 8 bytes in w_8^c for the actual path. In other words, this solution state is such that z_8^c , obtained from the forward path, and w_8^c , obtained from the backward path, satisfy the 4 bytes of linear relations through MC of round 4.

The strategy is then simple. We define two functions:

- From 4 bytes f_0, f_1, f_2, f_3 , FORWARD returns the value values of 4 bytes which will determine the matching through MC at round 4.
- From 4 bytes b_0, b_1, b_2, b_3 , BACKWARD does the same for the backward path.

We must then produce *claws* between FORWARD and BACKWARD, i.e., pairs of forward and backward paths that match at round 4. We are ensured that the solution, if there is one, will be among these pairs. In our code, we created a table of size 2^{29} for the forward paths (due to limitations of RAM) and accessed this table afterwards to look for matching pairs.

Algorithms. We detail the procedure FORWARD in [Algorithm 1](#), the procedure BACKWARD in [Algorithm 2](#), and the full attack in [Algorithm 3](#). Note that once the forward and backward degrees of freedom have been set, computing the initial state x_0 is a trivial matter, since we can compute x_5 . The technicality in the definitions of the two functions lies in the equations of matching through MC. We use t_0, \dots, t_7 to denote the 8 bytes of global guesses through MC in round 2, where t_0, t_1 are from column 0, t_2, t_3 from column 1, etc. More precisely, we have:

$$\begin{cases} t_0 := 9 \cdot w_2^a[0] + 14 \cdot w_2^a[1] + 11 \cdot w_2^a[2] = z_2^a[1] + 13 \cdot w_2^a[3] \\ t_1 := 11 \cdot w_2^a[0] + 13 \cdot w_2^a[1] + 9 \cdot w_2^a[2] = z_2^a[3] + 14 \cdot w_2^a[3] \\ t_2 := 11 \cdot w_2^a[5] + 13 \cdot w_2^a[6] + 9 \cdot w_2^a[7] = z_2^a[4] + 14 \cdot w_2^a[4] \\ t_3 := 9 \cdot w_2^a[5] + 14 \cdot w_2^a[6] + 11 \cdot w_2^a[7] = z_2^a[6] + 13 \cdot w_2^a[4] \\ t_4 := 9 \cdot w_2^a[8] + 11 \cdot w_2^a[10] + 13 \cdot w_2^a[11] = z_2^a[9] + 14 \cdot w_2^a[9] \\ t_5 := 11 \cdot w_2^a[8] + 9 \cdot w_2^a[10] + 14 \cdot w_2^a[11] = z_2^a[11] + 13 \cdot w_2^a[9] \\ t_6 := 14 \cdot w_2^a[12] + 11 \cdot w_2^a[13] + 9 \cdot w_2^a[15] = z_2^a[12] + 13 \cdot w_2^a[14] \\ t_7 := 13 \cdot w_2^a[12] + 9 \cdot w_2^a[13] + 11 \cdot w_2^a[15] = z_2^a[14] + 14 \cdot w_2^a[14] \end{cases} \quad (18)$$

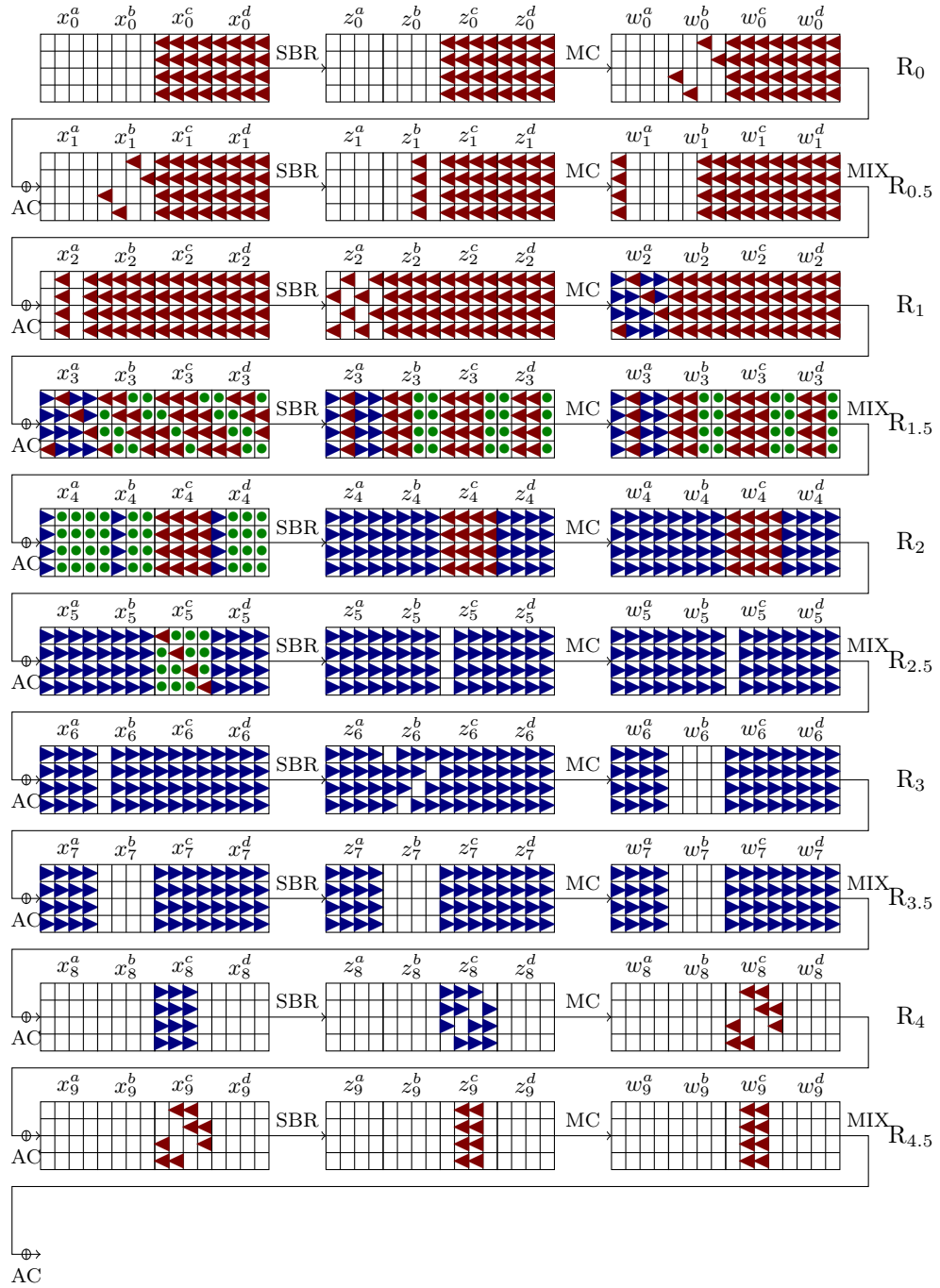


Fig. 21. Path of our practical attack on Haraka-512 v2. ◀: backward, ▶: forward, ●: guessed

by the formulas of the inverse MC operation, where $+$ and \cdot denote the addition and multiplication in the finite field (\cdot is precomputed with lookup tables). We also use $RC_r^a[i]$ to denote the value of the round constant added to the byte i in substate a (resp. b, c, d) after the MC operation of round r . The constant addition happens at the end of each half-round, and before the MIX operation when there is one. Each pair of equations gives a linear system on two bytes of w_2^a . By inverting this system, and adding the next round constant, we can express 8 bytes in $x_3^a[0]$ depending solely on $w_2^a[1, 6, 11, 12]$:

$$\begin{cases} x_3^a[0] = 201 \cdot t_0 + 68 \cdot t_1 + 203 \cdot w_2^a[1] + RC_2^a[0] \\ x_3^a[2] = 68 \cdot t_0 + 201 \cdot t_1 + 71 \cdot w_2^a[1] + RC_2^a[2] \\ x_3^a[5] = 68 \cdot t_2 + 201 \cdot t_3 + 203 \cdot w_2^a[6] + RC_2^a[5] \\ x_3^a[7] = 201 \cdot t_2 + 68 \cdot t_3 + 71 \cdot w_2^a[6] + RC_2^a[7] \\ x_3^a[8] = 201 \cdot t_4 + 68 \cdot t_5 + 71 \cdot w_2^a[11] + RC_2^a[8] \\ x_3^a[10] = 68 \cdot t_4 + 201 \cdot t_5 + 203 \cdot w_2^a[11] + RC_2^a[10] \\ x_3^a[13] = 68 \cdot t_6 + 201 \cdot t_7 + 71 \cdot w_2^a[12] + RC_2^a[13] \\ x_3^a[15] = 201 \cdot t_6 + 68 \cdot t_7 + 203 \cdot w_2^a[12] + RC_2^a[15] \end{cases} \quad (19)$$

In the attack, the valid pairs are those for which the tuples of [Equation 20](#) and [Equation 22](#) coincide, which is the case if $w_8 = MC(z_8)$, by definition of MC (and so, this will happen for the solution state).

Algorithm 1 Forward computation from 4 bytes.

Global: t_0, \dots, t_7 and other global guesses

Input: 4 bytes for $w_2^a[1, 6, 11, 12]$

Output: 4 bytes for matching in round 4

- 1: **procedure** FORWARD(f_0, f_1, f_2, f_3)
 - ▷ Deduction of all forward bytes in x_3^a
 - 2: $w_2^a[1, 6, 11, 12] = f_0, f_1, f_2, f_3$
 - 3: Compute $x_3^a[1, 6, 11, 12]$ by $x_3^a[i] = w_2^a[i] + RC^a[i]$
 - 4: Compute $x_3^a[0, 2, 5, 7, 8, 10, 13, 15]$ by [Equation 19](#)
 - 5: Include the guesses to complete the state x_3
 - ▷ From now on, the states are only partially known, but we can compute complete rounds for simplicity
 - 6: Compute x_4 , include the global guesses
 - 7: Compute x_5 , include the global guesses
 - 8: Compute z_8^c
 - 9: **Return** the 4-byte tuple:

$$(7 \cdot z_8^c[0] + z_8^c[1] + 7 \cdot z_8^c[2], \quad z_8^c[4] + 2 \cdot z_8^c[5] + 3 \cdot z_8^c[7], \\ 7 \cdot z_8^c[8] + 7 \cdot z_8^c[10] + z_8^c[11], \quad 3 \cdot z_8^c[13] + z_8^c[14] + 2 \cdot z_8^c[15]) \quad (20)$$
 - 10: **end procedure**
-

Algorithm 2 Backward computation from 4 bytes.

Global: t_0, \dots, t_7 and other global guesses

Input: 4 bytes for $x_5^c[0, 5, 10, 15]$

Output: 4 bytes for matching in round 4

- 1: **procedure** BACKWARD(b_0, b_1, b_2, b_3)
- 2: $x_5^c[0, 5, 10, 15] = b_0, b_1, b_2, b_3$
- 3: Complete x_5^c with the global guesses
- 4: Compute backwards until w_2
- ▷ At this point, we must deduce the 8 bytes in z_2^a from the precomputed relations
- 5: Deduce the 8 bytes in z_2^a as follows:

$$\begin{cases} z_2^a[1] = t_0 + 13 \cdot w_2^a[3] \\ z_2^a[3] = t_1 + 14 \cdot w_2^a[3] \\ z_2^a[4] = t_2 + 14 \cdot w_2^a[4] \\ z_2^a[6] = t_3 + 13 \cdot w_2^a[4] \end{cases} \quad \begin{cases} z_2^a[9] = t_4 + 14 \cdot w_2^a[9] \\ z_2^a[11] = t_5 + 13 \cdot w_2^a[9] \\ z_2^a[12] = t_6 + 13 \cdot w_2^a[14] \\ z_2^a[14] = t_7 + 14 \cdot w_2^a[14] \end{cases} \quad (21)$$

- 6: Compute backwards until w_8^c

- 7: **Return** the 4-byte tuple:

$$(2 \cdot w_8^c[2] + 3 \cdot w_8^c[3], \quad w_8^c[4] + w_8^c[7], \quad 2 \cdot w_8^c[8] + 3 \cdot w_8^c[9], \quad w_8^c[13] + w_8^c[14]) \quad (22)$$

- 8: **end procedure**
-

Algorithm 3 Full attack. By setting M smaller than 2^{32} , we cannot expect a solution to always exist, and so we will run the attack several times.

Global: t_0, \dots, t_7 and other global guesses

Global: memory parameter $M \leq 2^{32}$

- 1: Initialize a table T of 2^{32} buckets indexed by 4-byte values
 - 2: **for all** $i = 0, \dots, M - 1$ **do**
 - 3: Parse i as a 4-byte tuple f_0, f_1, f_2, f_3
 - 4: $m_0, m_1, m_2, m_3 \leftarrow \text{Forward}(f_0, f_1, f_2, f_3)$
 - 5: Add (f_0, f_1, f_2, f_3) to the bucket $T[m_0, m_1, m_2, m_3]$
 - 6: **end for**
 - 7: **for all** $i = 0, \dots, 2^{32} - 1$ **do**
 - 8: Parse i as a 4-byte tuple b_0, b_1, b_2, b_3
 - 9: $m_0, m_1, m_2, m_3 \leftarrow \text{Backward}(b_0, b_1, b_2, b_3)$
 - 10: **for all** Entry (f_0, f_1, f_2, f_3) in $T[m_0, m_1, m_2, m_3]$ **do**
 - ▷ There is a match
 - 11: Recompute the whole state x_0 and $\pi(x_0)$
 - 12: **if** $\pi(x_0) \oplus x_0$ is zero in columns 8 and 13 **then**
 - ▷ Note that these two columns are kept during the truncation, so the result is indeed observed in the actual Haraka hash function, and not only the internal permutation.
 - 13: **Return** x_0
 - 14: **end if**
 - 15: **end for**
 - 16: **end for**
-