



HAL
open science

An Open Virtual Reality Toolbox for Accessible News Reading

Hui-Yin Wu, Aurélie Calabrèse, Pierre Kornprobst

► **To cite this version:**

Hui-Yin Wu, Aurélie Calabrèse, Pierre Kornprobst. An Open Virtual Reality Toolbox for Accessible News Reading. ERCIM News, 2022, Assistive Technologies for a More Accessible and Inclusive Society, 130. hal-03764389

HAL Id: hal-03764389

<https://inria.hal.science/hal-03764389>

Submitted on 30 Aug 2022

HAL is a multi-disciplinary open access archive for the deposit and dissemination of scientific research documents, whether they are published or not. The documents may come from teaching and research institutions in France or abroad, or from public or private research centers.

L'archive ouverte pluridisciplinaire **HAL**, est destinée au dépôt et à la diffusion de documents scientifiques de niveau recherche, publiés ou non, émanant des établissements d'enseignement et de recherche français ou étrangers, des laboratoires publics ou privés.



Figure 1: Virtual tour of the IN2P3 Computer Museum.

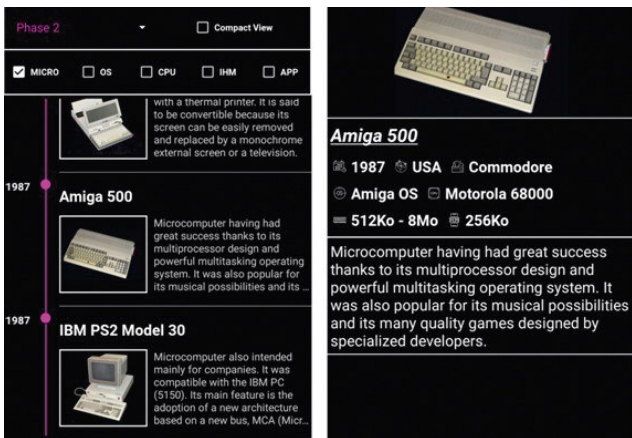


Figure 2: Mobile app of the NAM-IP Computer museum.

on the mix of online collaborative tools, off-line files, email and possibly available VPN access.

From the user experience, it is interesting to analyse how advanced technologies such as the development of virtual tours or mobile applications really support the museum scenography. Different approaches exist from the basic transposition of the physical experience, e.g., video of a guided tour or paper guide made available online. The virtual museum is a more complex case. It might involve unusual controls that need to be validated for accessibility and regarding the learning curve, e.g., through a tutorial or possibly through a virtual guide (avatar). The pure transposition of the physical world into a digital one is interesting for hybrid experiences (preparation before arrival) but it might also overload the user with uninteresting information/actions (corridor pictures, the need to point in the right direction). It is interesting to consider a more conceptual level stated with goals and narratives [2]. This led us to develop our mobile application depicted in Figure 2, which can relate various artefacts, people, organisations and technologies through a timeline mechanism, enabling the support of a physical visit but also the exploration of other relationships beyond what is “hard coded” in the physical exhibition [3]. Another interesting and possibly complementary approach is gamification; it allows the user (not only kids) to engage more deeply with the content.

To summarise, new online channels can help to reach a larger and multilingual audience. Consequently, emerging threats relate to online accessibility or the interconnection between the physical and digital worlds. Some web accessibility problems are well known but others are less common and require more attention, e.g., virtual navigation or mobile apps. The use of personas, possibly reflecting user preferences and abilities or disabilities, is efficient in discovering such barriers and mitigating them. We are currently reconsidering them from a more global perspective, integrating a more immersive on-site and online user experience.

Links:

[L1] <https://pro.europeana.eu/post/mapping-museum-digital-initiatives-during-covid-19>

[L2] <https://www.nam-ip.be>

[L3] <https://musee.cc.in2p3.fr>

References:

- [1] A. Cooper: “The inmates are running the asylum”, Macmillan Publishing Company, 1999.
- [2] M. Mason: “The elements of visitor experience in post-digital museum design”, Design Principles and Practices, 2020.
- [3] C. Ponsard, A. Masson and W. Desmet: “Historical Knowledge Modelling and Analysis through Ontologies and Timeline Extraction Operators: Application to Computing Heritage”, MODELSWARD 2022.

Please contact:

Christophe Ponsard, CETIC, Belgium
+32 472 56 90 99
christophe.ponsard@cetic.be

An Open Virtual Reality Toolbox for Accessible News Reading

by Hui-Yin Wu (Centre Inria d'Université Côte d'Azur, France), Aurélie Calabrèse (Aix-Marseille Univ, CNRS, LPC, France), and Pierre Kornprobst (Centre Inria d'Université Côte d'Azur, France)

The Inria Biovision team has been working on designing accessible news-reading experiences in virtual reality (VR) for low-vision patients. We present the advantages of VR as well as design principles based on clinical studies of low-vision reading and newspaper design. This is realised through a novel VR toolbox that can be customised to create a personalised and accessible news-reading environment.

Low-vision conditions generally refer to visual impairments that cannot be corrected or cured, resulting in a loss of visual acuity, which most notably impacts reading activities. Newspapers pose a unique challenge due to their unpredictable layout, timely nature, and condensed formatting, making them visually complex for low-vision audiences, and a challenge for news publishers to create accessible versions. News reading is an essential activity affording social connection, entertainment, and learning in modern society. With an estimated 180

million people suffering from low vision worldwide and rapidly rising, there is a strong need for accessible news-reading platforms.

Our Project

The Inria Biovision team [L1] has been tackling this problem since 2017 through virtual reality (VR) technology. The introduction of budget headsets such as Google Cardboard®, or Oculus®, has made VR available to the general public. With the freedom to fully customise a 360° visual space, VR solutions have already been studied and developed in the context of low vision for rehabilitation, architecture design, public awareness, and more.

For low-vision reading, VR allows the user to personalise the look and feel of the reading content. However, the development of reading applications in VR is still in its early stages. That is why our team took on this challenge to propose a novel toolbox for creating accessible news-reading experiences for low vision.

Design Principles for Low-Vision Reading in VR

We surveyed eight existing reading applications on the market for VR headsets and studied news journal design guidelines, and recommendations of low-vision scientists on how to make text accessible for patients. From this we identified five important principles to designing reading applications for low vision:

- *Global and local navigation.* The large visual space in VR can be properly used to design intuitive navigation both globally, between different articles and pages, and locally on line-to-line navigation by parsing and enlarging text.
- *Adjustable print and text layout.* Adjustable variables for print should include (1) size: reasonably up to 100 times the size of newsprint, (2) fonts: those such as Tiresias and Eido have been developed with accessibility in mind, and (3) spacing: between words and lines. Ideally, text should conform to medical standards for measuring visual acuity using visual degrees, and defining line width on the number of characters.
- *Smart text contrasting.* Intelligent color adjustments can increase the polarity of text, including white text on a black background and yellow on blue without affecting non-text media. Previous studies indicate an improvement of 10-40% in reading speed.
- *Image enhancement.* Integrating image-enhancement techniques to sharpen text and media content for better visibility.
- *Accessibility Menu.* Everyone has different preferences. These principles should be implemented as options to allow personalisation of the reading space. Enabling voice commands would further facilitate interaction, avoiding crowded interfaces of buttons, and simplifying the user experience.

An Open VR Toolbox for Accessible Reading Design

These design principles were implemented as an open toolbox [L2]. We

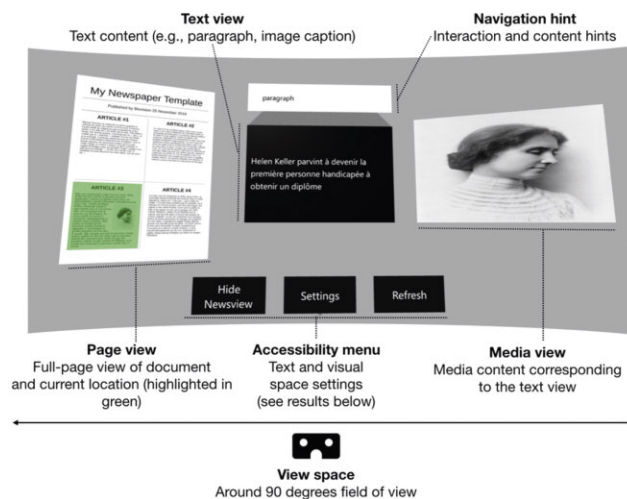


Figure 1: The interface of our toolbox is composed of four components: (1) a page view to highlight global reading position, (2) a text view presenting augmented text content along with the content type in the navigation hint, (3) a media view for associate visual media content, and (4) the accessibility menu to adjust visual parameters.

chose to use WebGL technology, which runs on most VR browsers. The interface view space is composed of the page view, text view, media view, and accessibility menu (Figure 1), all of which can be flexibly moved around, hidden, or summoned at the user’s preference.

The page view displays the current page image with a global navigation indicator that highlights the part that is currently displayed in the text and media views to help the user immediately identify their reading position.

Text view in the middle of the visual space shows headings, captions, paragraphs, or other text content. Text is presented using a card-deck navigation metaphor, with a remote go-to next or previous cards and select cards (e.g., an article) for in-depth reading. Print size and color can be adjusted through the accessibility menu (Figure 2).

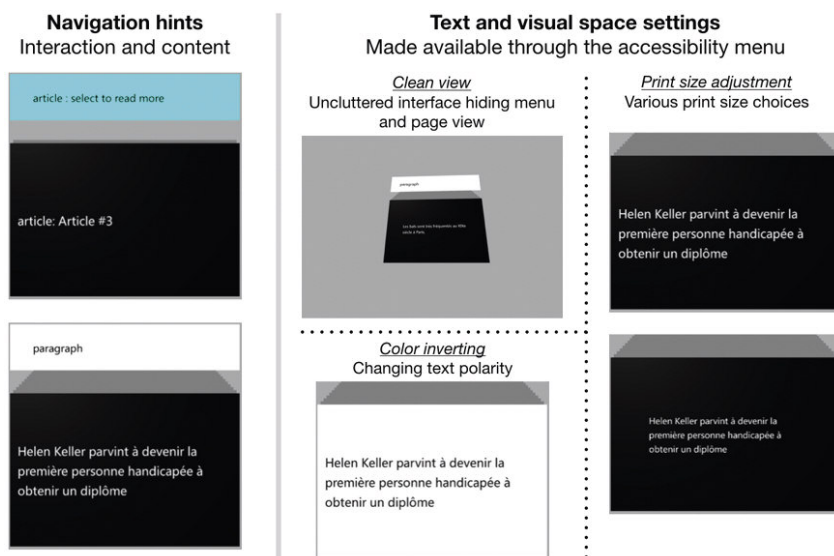


Figure 2: The toolbox offers various customisation of accessibility parameters such as navigation hints to indicate what text content is being shown and if more content is linked to a card (left), and print size, interface decluttering, and colour options (right).

Media view shows any media content associated with the current text view, with alternative text support.

Navigation hint indicates to the reader what type of content is currently being displayed in the text and media views.

To Reading Accessibility and Beyond!

Our project highlights the high potential of immersive technologies to facilitate accessible media experiences far beyond simple magnification or image enhancement of classical assistive technologies. Their potential is supported by clinical proofs of concept, suggesting that smart augmentation principles might be beneficially implemented in VR [2], with the flexibility and full control over visual variables in a 3D environment, personalised to patients' needs. However, to leverage the VR/AR to design novel e-health systems, we need rigorous scientific, medical, and ergonomic evaluation of these systems.

This calls for translational research and cross-disciplinary approaches that implicate the vision science community to study fundamental and clinical vision science. An immediate challenge to confront here is the high technical barrier to create VR experiments. Existing packages like PsychoPy have successfully tackled this difficulty to generate stimuli on 2D monitors through a script programming interface. With the same ambition as PsychoPy, our team is currently working on the development of the Perception Toolbox for Virtual Reality (PTVR) package [L3], which proposes a scripting interface to design stimuli in virtual reality and is developed under an Open Science framework. This work is carried out in collaboration with E. Castet (Aix Marseille Univ, CNRS, LPC) in the context of ANR DEVISE [L4]. With the democratisation of immersive technologies and research-grounded solutions, our vision is that immersive technologies can soon be deployed on a larger scale to meet various patients' needs.

Links:

- [L1] <https://team.inria.fr/biovision/>
- [L2] <https://team.inria.fr/biovision/cardnews3d/>
- [L3] <https://ptvr.inria.fr/>
- [L4] <https://anr.fr/Projet-ANR-20-CE19-0018>

References:

- [1] H.-Y. Wu, A. Calabrèse, P. Kornprobst: "Towards Accessible News Reading Design in Virtual Reality for Low Vision", *Multimedia Tools and Applications*, Springer, 2021.
- [2] A. Calabrèse, et al.: "A Vision Enhancement System to Improve Face Recognition with Central Vision Loss", *Optometry and Vision Science*, 95(9), 2018.
- [3] M. Raphanel, et al.: "Current Practice in Low Vision Rehabilitation of Age-related Macular Degeneration and Usefulness of Virtual Reality as a Rehabilitation Tool," *J. Aging Sci.* 2018.

Please contact:

Hui-Yin Wu
Centre Inria d'Université Côte d'Azur, France
hui-yin.wu@inria.fr

Speech-to-Text Technology for Hard-of-Hearing People

by Manuela Hürlimann (Centre for Artificial Intelligence, Zurich University of Applied Sciences), Jolanda Galbier (Pro Audito Schweiz) and Mark Cieliebak (Centre for Artificial Intelligence, Zurich University of Applied Sciences)

Hard-of-hearing people face challenges in daily interactions that involve spoken language, such as meetings or doctor's visits. Automatic speech recognition technology can support them by providing a written transcript of the conversation. Pro Audito Schweiz, the Swiss federation of hard-of-hearing people, and the Centre for Artificial Intelligence (CAI) at the Zurich University of Applied Sciences (ZHAW) conducted a preliminary study into the use of Speech-to-Text (STT) for this target group. Our survey among the members of Pro Audito found that there is large interest in using automated solutions for better understanding in everyday situations. We now propose to take the next step and develop an application which uses ZHAW's high-quality STT models.



Figure 1: A group discussion – this is a situation in which the proposed application could support hard-of-hearing people (.

The average person holds more than 25 conversations per day, which can be very challenging for people with hearing loss, as their auditory perception of spoken language is limited. Pro Audito provides an interpreting service ("Schriftdolmetschen"), where a trained human interpreter accompanies the hard-of-hearing person and creates a written transcript of the interaction on the fly. While this is highly appreciated with 1,800 hours of speech transcribed each year, the financial compensation by the Swiss disability insurance is currently limited to professional and educational settings and the cost is capped [L1]. We received an Innovation Cheque from Innosuisse to run a preliminary study consisting of a needs analysis and market research. Our goal was to find out how STT could be used to create an offer for people with hearing loss that provides more flexibility and independence.

Needs analysis

The needs analysis was conducted via a detailed survey among the members of Pro Audito, which was answered by 166 respondents, of which 87% have moderate or severe hearing loss. We found that 28% already use technical support to facilitate understanding, which consists mostly of external microphones, headsets or rerouting sound to their hearing aid via Bluetooth (e.g., when watching TV). Some people already use