



HAL
open science

Perception of spatialized vibrotactile impacts in a hand-held tangible for Virtual Reality

Pierre-Antoine Cabaret, Thomas Howard, Claudio Pacchierotti, Marie Babel,
Maud Marchal

► **To cite this version:**

Pierre-Antoine Cabaret, Thomas Howard, Claudio Pacchierotti, Marie Babel, Maud Marchal. Perception of spatialized vibrotactile impacts in a hand-held tangible for Virtual Reality. EuroHaptics 2022 - International conference on haptic science and technology, Applications, May 2022, Hamburg, Germany. pp.1-8. hal-03614071

HAL Id: hal-03614071

<https://inria.hal.science/hal-03614071v1>

Submitted on 19 Mar 2022

HAL is a multi-disciplinary open access archive for the deposit and dissemination of scientific research documents, whether they are published or not. The documents may come from teaching and research institutions in France or abroad, or from public or private research centers.

L'archive ouverte pluridisciplinaire **HAL**, est destinée au dépôt et à la diffusion de documents scientifiques de niveau recherche, publiés ou non, émanant des établissements d'enseignement et de recherche français ou étrangers, des laboratoires publics ou privés.



Distributed under a Creative Commons Attribution 4.0 International License

Perception of spatialized vibrotactile impacts in a hand-held tangible for virtual reality^{*}

P-A. Cabaret¹, T. Howard¹, C. Pacchierotti², M. Babel¹, and M. Marchal^{1,3}

¹ Univ Rennes, INSA Rennes, IRISA, Inria, CNRS – Rennes, France

² CNRS, Univ Rennes, Inria, IRISA – Rennes, France

³ Institut Universitaire de France (IUF) – Paris, France
`{firstname.lastname}@irisa.fr`

Abstract. Informative and realistic haptic feedback significantly enhances virtual reality (VR) manipulation. In particular, vibrotactile feedback (VF) can deliver diverse haptic sensations while remaining relatively simple. This has made it a go-to solution for haptics within hand-held controllers and tangible props for VR. However, VF in hand-helds has solely focused on monolithic vibration of the entire hand-held device. Thus, it is not clear to what extent such hand-held devices could support the delivery of spatialized information within the hand. In this paper, we consider a tangible cylindrical handle that allows interaction with virtual objects extending beyond it. This handle is fitted with a pair of vibrotactile actuators with the objective of providing in-hand spatialized cues indicating direction and distance of impacts. We evaluated its capability for rendering spatialized impacts with external virtual objects. Results show that it performs very well for conveying an impact’s direction and moderately well for conveying an impact’s distance to the user.

1 Introduction and related work

Vibrotactile feedback (VF) is a popular haptic feedback modality for virtual reality (VR) interaction because it combines relatively low technological complexity in its implementation with a wide variety of achievable haptic effects [5]. There is evidence for a positive impact of VF on many success metrics for interactions with virtual environments (VEs), such as improved task performances [2], improved user immersion [2], increased perceived realism [17] and increased presence [12,6]. VF can be used to communicate both physical cues relating to the VE (e.g. vibrating objects [16], contacts [4], impacts [8], interaction forces [3], texture roughness [7]) as well as abstract cues (e.g. for guidance, notification or communication [5]). Many technologies can deliver VF in VR, such as wearable [5], grounded [19], hand-held [1], and even mid-air haptic devices [10].

Despite the wide use of VF delivered through ungrounded hand-held devices in VR, the approach is mostly restricted to monolithic VF [5]. This has the advantage of simplicity as it requires only a single actuator. However it remains inadequate for providing spatial information. That is, cues originating from different directions relative to the user are identical and thus indiscriminable for the user, unless a mapping is created between direction and waveform parameters.

^{*} This project has received funding from the EU Horizon 2020 program, grant agreement No 801413, project “H-Reality”; and from the Inria Défi project “DORNELL”.

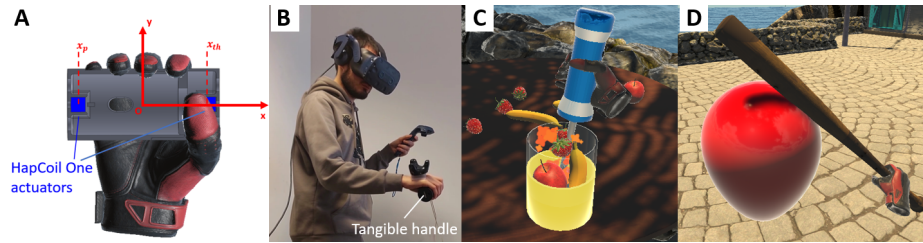


Fig. 1. (A) Close up CAD of the tangible handle being held by the user’s avatar; (B) User manipulating the handle in VR; (C,D) VR interactions causing impacts at different distances and in different directions from the hand.

Conversely, localized VF through multiple actuators is widely used to convey spatial information to the user, in particular in wearables (e.g. [12,5,11]) and surface haptics (e.g. [15]). In this paper, we begin to explore the possibilities offered by localized VF within handheld tangible objects. In particular, we focus on rendering spatialized impacts happening on a virtual hand-held object larger than the tangible held by the user. To render the impacts, the tangible houses two vibrotactile motors at its extremities. We hypothesize that by using two actuators, we can provide localized vibrotactile feedback which can inform the user about where the impact occurred on the larger virtual object they are manipulating (see Fig. 1).

In early work on impact rendering in interactions within VEs, Wellman et al. [21] used a data-driven approach to play back recorded impact vibrations during virtual contacts on a voice-coil actuator embedded into a grounded force-feedback device handle. Okamura et al. expanded on this, compiling a vibration waveform library for impacts generated by fitting a simplified vibration model based on an exponentially decaying sinusoid to recorded impact data [14]. Because this model (see Sec. 2.2) provided an interesting compromise between perceived realism, impact property discrimination, and computing requirements, it has since been widely adopted in interactions with VEs [13,19]. Some work on spatialization in VR was performed by Gongora et al. [9]. They studied vibrotactile impacts delivered in a bimanual task using a pair of monolithic handheld vibrotactile devices, with the aim of rendering localized vibrotactile impacts along a virtual bar connecting both hands. There have also been a few research attempts at systems spatializing vibrotactile cues inside hand-held devices using multiple vibrotactors [18] or asymmetric vibrations [20] but to our knowledge none have been leveraged in VR interactions.

2 Experimental design

2.1 Research questions and hypotheses

We seek to provide VF to render impacts between one manipulated virtual object and other virtual objects in a VE. Our question concerns the extent to which spatializing impact cues by distributing them between two actuators embedded in a cylindrical tangible handle (see Fig. 1-B) is effective in providing users with

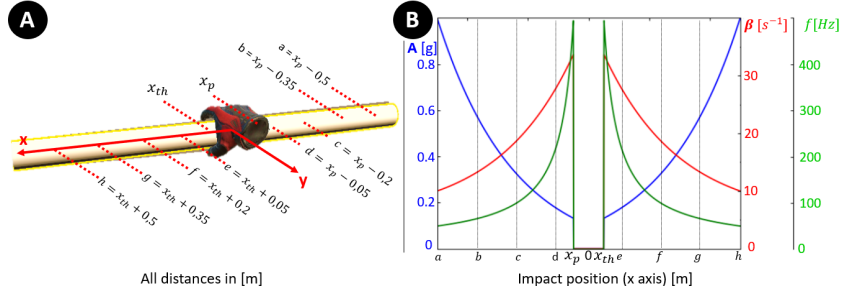


Fig. 2. (A) Virtual rod manipulated in the experiment with 4 possible impact distances extending symmetrically around the virtual hand. x_{th} and x_p respectively denote the thumb and pinkie side actuator positions. (B) Possible evolution of vibration amplitude A , decay β and frequency $f = 2\pi\omega$ as a function of impact distance for both actuators. Values were determined based on literature and a pilot study. We do not consider any impact occurring within the hand, hence the null values between x_{th} and x_p .

information on impact direction. We also seek to understand how this approach affects perceived realism and impact properties, and whether it is compatible with existing approaches to rendering impact distance in a setup using a single actuator (e.g. [19,9]). To investigate this, we compare distance and direction discrimination performances, as well as perceived realism and virtual object material properties in VR, using different impact vibration models (see Table 1). We formulate the following hypotheses:

- H1 Spatialization of impacts in hand by assigning impact waveforms to distinct vibrotactors will allow discrimination of impact direction, regardless of the chosen impact vibration model.
- H2 Impact models coding distance with more redundant parameters (see Sec. 2.2 for the details of the models) will yield better distance discrimination performance.

2.2 Rendering impacts distance and direction

We use the simplified impact vibration model introduced by Okamura et al. [14], where $\alpha(x, t)$ denotes the waveform amplitude at the instant t for an impact at a distance x from the hand (see Fig. 2): $\alpha(x, t) = A(x)e^{-\beta(x)t} \sin(\omega(x)t)$. In realistic impacts, the peak amplitude A , decay β and angular frequency ω would all be functions of impact distance as well as impact dynamics and properties of the materials involved. However, such impact models can sometimes be less effective at communicating usable information on impact distance [19]. An alternative is to select a subset of model parameters (A , β , ω) to encode impact distance, possibly leaving the remainder free for encoding other impact properties. Given these three parameters, there are seven different possibilities (see Table 1) for encoding impact distance (see Fig. 2).

2.3 Materials and methods

To investigate the formulated hypotheses, we designed a pair of experiments assessing impact direction and distance perception in VR.

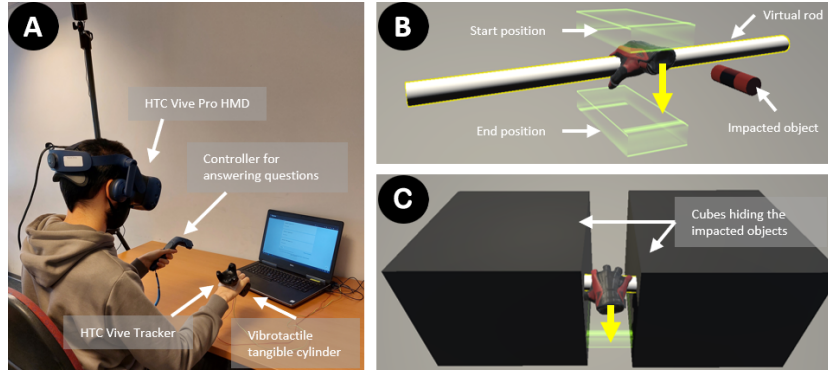


Fig. 3. (A) A subject performing the experiment. (B) VR view of the familiarization task, where the impacted objects are visible. (C) VR view of the actual task, where the impacted objects are hidden and only haptic feedback of impacts is provided.

Hardware. Subjects sat at a table, wearing an HTC Vive Pro head-mounted display (HMD). They held the vibrotactile handle in their dominant hand which was tracked using an HTC Vive Tracker attached using an adhesive fixture to keep the palm and inside of the fingers unobstructed. They used an HTC Vive Controller held in their non-dominant hand to answer experimental questions (see Fig. 3-A). The handle was equipped with a pair of symmetrically mounted Actronika HapCoil One voice-coil actuators (see Fig. 1-A).

Experimental task. The common experimental task for both experiments was inspired from Sreng et al. [19]. Subjects were asked to hold the tangible handle in their dominant hand. They observed the VE showing their virtual hand holding a virtual rod with the same diameter as the tangible handle but extending symmetrically outward 0.5m beyond the edges of the tangible handle. By moving this virtual rod up and down, it could impact a lightweight and unconstrained object at one of four distances $d_i = 0.05, 0.2, 0.35, 0.50m$ from either the thumb or the pinkie side of the hand (see Fig. 2-B,C). These impacts were rendered according to one of the impact models summarized in Table 1. During the experiment, the impacted object was obstructed from view so as to provide no visual feedback of the impact location (see Fig. 3-C). Subjects placed the rod at the starting location, then were prompted to move it downward. On the way down, the stick impacted a first virtual object which appeared randomly on the left or right at one of the distances d_i . Upon reaching the target location, subjects were prompted to return the stick to the start location and repeat the

Model	No. of parameters encoding distance	Equation	Model	No. of parameters encoding distance	Equation
Amp	1	$\alpha(x, t) = A(x) e^{-25t} \sin(2\pi 300 t)$	Freq	1	$\alpha(x, t) = 0,6 e^{-25t} \sin(\omega(x) t)$
Dec	1	$\alpha(x, t) = 0,6 e^{-\beta(x)t} \sin(2\pi 300 t)$	AmpFreq	2	$\alpha(x, t) = A(x) e^{-25t} \sin(\omega(x) t)$
AmpDec	2	$\alpha(x, t) = A(x) e^{-\beta(x)t} \sin(2\pi 300 t)$	DecFreq	2	$\alpha(x, t) = 0,6 e^{-\beta(x)t} \sin(\omega(x) t)$
AmpDecFreq	3	$\alpha(x, t) = A(x) e^{-\beta(x)t} \sin(\omega(x) t)$			

Table 1. Impact vibration models for encoding impact distance x from the hand studied in our experiments. The model names indicate the vibration parameters that vary as a function of impact distance, with *Amp* referring to amplitude A , *Dec* referring to the decay β and *Freq* referring to the frequency ω . (Left) Models used in experiment 1; (Right) Models used in experiment 2; *AmpDecFreq* was common to both experiments.

process. A second object appeared on the same side as the first, at one of the four possible distances, generating a second impact, after which subjects answered a pair of experimental questions:

Q1 Which side did the impacts occur on? (Left/Right)

Q2 Was the second impact further away from the hand than the first? (Y/N)

Experimental design and protocol For achieving a shorter experiment, we split our investigation into two identical experiments containing 4 blocks each. Impacts were rendered respectively using *Amp*, *Dec*, *AmpDec*, *AmpDecFreq* for experiment 1 and *Freq*, *AmpFreq*, *DecFreq*, *AmpDecFreq* for experiment 2 (see Table 1). 24 subjects (19 m., 5 f., ages 21-30 (Mean:24.9y), 20 right-handed) took part in the study after providing written informed consent. Subjects were randomly assigned to one of the two experiments.

In each experiment, subjects first performed a familiarisation task where the VE was fully visible, showing the hand-held virtual stick and the impacted virtual objects (see Fig. 3-B). During this task we ensured that subjects moved at a similar speed, though the vibration did not depend on it. They were informed that the rod and impacted object properties might vary during the course of the subsequent experiment. Subjects filled out an initial questionnaire indicating personal data and prior experience with haptics, VR and perception studies.

Each experiment contained one block per impact model, whose order was counterbalanced between subjects. Within each block, subjects performed 3 repetitions of the task for each of the 16 combinations of impact distances occurring on either side, totalling 96 trials presented in a fully random order. Post-block questionnaires assessed perception of the stick and impacted object’s material and geometric properties, their variability, and perceived impact realism.

3 Results

Impact directions were consistently correctly identified between 94% and 97% of the time across all impact models. Most errors occurred for pairs of low amplitude and duration stimuli.

To test for H2, subjects were assigned, for each impact model, to one of two groups based on whether they interpreted the impact model as intended (increased impact distance perceived as an increased impact distance) or in an inverted manner (increased impact distance perceived as a decreased impact distance). Inversion rates (percentage of subjects interpreting an increase in impact distance as a decrease) were around 50% for all models not involving *Freq*, and varied between 92% and 100% for all models involving *Freq*.

We then computed the 75%-just-noticeable-difference (JND) for distance discrimination as a Weber fraction for each subject by fitting cumulative Gaussians to the data. Finally, we compared the distribution of JNDs across impact vibration models (see Fig. 4). Data from the experiment 1 (Fig. 4-B) were not normally distributed, and a Friedman test showed no significant differences between conditions. Data from the experiment 2 were normally distributed, and a 2-way ANOVA showed a significant effect of impact model ($F(3) = 4.132$, $p = 0.021$) but no significant differences between participants. A post-hoc Tukey

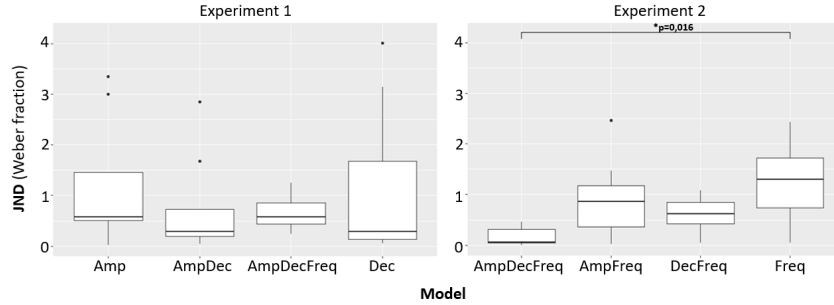


Fig. 4. JNDs for impact distance, expressed as Weber fractions, for both experiments.

HSD test revealed the only significant difference to lie between the JNDs for the *Freq* and *AmpDecFreq* conditions ($p = 0.016$).

Rod properties were rated most consistent (median 2 of 7) in all conditions but *Amp* (median 3 of 7) and *AmpDecFreq* (median 4 of 7), however none of these differences were significant. The properties reported as changing between trials were rod material (*Freq*, *AmpDec*, *AmpDecFreq*), stiffness (all models except *Dec*), length (*Dec*, *AmpDec*, *AmpFreq*), fill (*Dec*, *AmpDec*), weight (*Freq*, *AmpDecFreq*). Subjectively reported rod materials were dominated by “metal” and “plastic” for all models involving *Amp*, as well as the *Dec* model, with qualifiers such as “resonating” and “tube”. Models involving *Freq* but not *Amp* yielded more “wood” and “plastic” responses, with qualifiers such as “soft”, “damped” and “warm”. *AmpDecFreq* yielded an almost even mix of all three material categories. Realism was consistently rated as average across all models (median 3 of 7) and was considered slightly variable across all models (median 3 of 7).

4 Discussion

The impact direction identification rates between 94% and 97% indicate that regardless of the chosen impact model, spatializing the impacts between two actuators allowed subjects to correctly and intuitively identify the side on which the impact occurred with a high degree of accuracy. Hypothesis H1 is therefore verified. Looking at inversion rates, it is interesting to note that all models involving *Freq* tended to be systematically inverted (92% to 100% of subjects perceived an increase in distance as a decrease) which would indicate the evolution of ω may be the cause for this.

Weber fractions for distance discrimination were consistently high across all impact models except *AmpDecFreq* ($m=0.17$), ranging from 0.6 (*DecFreq*, experiment 2) to 1.32 (*Amp*, experiment 1). This indicates that while distance discrimination was mostly possible, it was far from an easy task. The only statistically significant difference observed (*Freq*-*AmpDecFreq*, experiment 2) is in favor of hypothesis H2, and the mean JNDs seem to also support the hypothesis. However, given the poor performance of *AmpDecFreq* in experiment 1 and the fact that none but one of the differences are statistically significant, we cannot conclude that H2 is supported. This may be due to H2 being wrong, or to flaws in the stimulus or experimental task design. If H2 is not verified, there may be a

lot of headroom to encode various impact properties by distributing them across different parameters without adversely impacting performance.

The high inversion rates due to using ω as a parameter led us to hypothesize that models combining ω with A , β or both may have been confusing to half the subjects that did not invert their interpretation of *Amp* and *Dec*. This hypothesis cannot be easily tested because subjects that performed *Amp* and *Dec* did not perform *AmpFreq* and *DecFreq*. Yet, analysing the results from experiment 1 revealed that 6 out of 12 subjects had inverted both *Amp* and *Dec* while 5 of 12 had not (the remaining subject inverted only one of both models). By looking at the JNDs for each of these groups of subjects in the *AmpDecFreq* condition, we note that the group that inverted both *Amp* and *Dec* performed better at *AmpDecFreq* (JNDs: 0.07 to 1.96, mean=0.83) than the group that did not invert *Amp* and *Dec* (JNDs: 2.15 to 9.33, mean=4.63). This would tend to support our interpretation and argue for the need to redesign the function $\omega(x)$ in our rendering approach. Furthermore, it may be necessary to consider the frequency dependence of vibration amplitude perception in such a redesign. However, given the very small sample size, this conclusion must be seen as tentative.

The spread in JNDs between subjects indicates a large inter-subject variability in the ability to perform the task. During the experiment, several subjects noted that the task was really difficult until they “chose” a way to understand the mapping of the stimuli to impact distance. Thus, we believe this variability shows that subjects displayed different capacities for adapting to the difficulty of the experimental tasks and choosing an effective response strategy. This means that the haptic representation of impact distance is far from intuitive or natural with the chosen models, although *AmpDecFreq* shows some promise in experiment 2. This may indicate poor model design, or the fact distance discrimination is really hard without any context such as e.g. visual feedback of impacts.

All models were perceived as equally (un)realistic, indicating that either the impact model used is unrealistic, that spatialization impacted realism, or both.

5 Conclusion and perspectives

We presented an investigation into the use of spatialized in-hand vibrotactile feedback for VR interactions. Our study focused on the ability of a handle equipped with two vibrotactors to deliver realistic, discriminable and understandable sensations of impacts through which users could determine the location (direction and distance) of impacts on a virtual manipulated object.

We determined direction identification scores, JNDs for impact distance, and perceived impact realism for 7 impact vibration models. Results showed excellent direction identification performances, but distance discrimination performances were mediocre. Impacts were perceived as only moderately realistic, which may be due to the impact models studied as well as our spatialization technique.

In future work, we plan to investigate whether differently distributing the vibrations between both actuators can improve perceived realism and consistency between impacts while preserving distance and direction discrimination performance. This study also highlighted certain avenues for improving the perception of vibration impact models which we intend to investigate. Finally, we plan to extend the approach to 2D and 3D spatialization using more actuators.

Because of the good direction discrimination performance observed in this initial study, we believe there is potential for using multiple actuators in manipulated tangible objects or controllers. This seems particularly promising for VR applications which could benefit from the use of in-hand directional cues.

References

1. Adilkhanov, A., et al.: Vibero: Vibrotactile stiffness perception interface for virtual reality. *IEEE RAL* **5**(2), 2785–2792 (2020)
2. Brasen, P., et al.: Effects of vibrotactile feedback in commercial virtual reality systems. In: *Proc. ArtsIT and DLI*, pp. 219–224 (2018)
3. Cheng, L.T., et al.: Vibrotactile feedback in delicate virtual reality operations. In: *Proc. ACM ICM*. pp. 243–251 (1997)
4. Chinello, F., et al.: A three revolutes-spherical wearable fingertip cutaneous device for stiffness rendering. *IEEE Trans. Haptics* **11**(1), 39–50 (2017)
5. Choi, S., et al.: Vibrotactile display: Perception, technology, and applications. *Proc. IEEE* **101**(9), 2093–2104 (2012)
6. Cooper, N., et al.: The effects of substitute multisensory feedback on task performance and the sense of presence in a virtual reality environment. *PLoS one* **13**(2) (2018)
7. Culbertson, H., et al.: The Penn Haptic Texture Toolkit for Modeling, Rendering, and Evaluating Haptic Virtual Textures. Tech. rep. (2014)
8. García-Valle, G., et al.: Evaluation of presence in virtual environments: haptic vest and user’s haptic skills. *IEEE Access* **6**, 7224–7233 (2017)
9. Gongora, D., et al.: Experiments on two-handed localization of impact vibrations. In: *Proc. AsiaHaptics Conf.* pp. 33–39. Springer (2016)
10. Howard, T., et al.: Pumah: Pan-tilt ultrasound mid-air haptics for larger interaction workspace in virtual reality. *IEEE Trans. Haptics* **13**(1), 38–44 (2019)
11. de Jesus Oliveira, V., et al.: Designing a vibrotactile head-mounted display for spatial awareness in 3d spaces. *IEEE TVCG* **23**(4), 1409–1417 (2017)
12. Kaul, O., et al.: Increasing presence in virtual reality with a vibrotactile grid around the head. In: *IFIP Conf. on HCI*. pp. 289–298. Springer (2017)
13. Kuchenbecker, K., et al.: Improving contact realism through event-based haptic feedback. *IEEE TVCG* **12**(2), 219–230 (2006)
14. Okamura, A., et al.: Vibration feedback models for virtual environments. In: *Proc. IEEE ICRA*. vol. 1, pp. 674–679 (1998)
15. Pantera, L., et al.: Multitouch vibrotactile feedback on a tactile screen by the inverse filter technique: Vibration amplitude and spatial resolution. *IEEE Trans. Haptics* **13**(3), 493–503 (2020)
16. Passalenti, A., et al.: No strings attached: Force and vibrotactile feedback in a virtual guitar simulation. In: *Proc. IEEE VR*. pp. 1116–1117 (2019)
17. Peng, Y., et al.: Walkingvibe: Reducing virtual reality sickness and improving realism while walking in vr using unobtrusive head-mounted vibrotactile feedback. In: *Proc. CHI*. pp. 1–12 (2020)
18. Ryu, D., et al.: T-hive: Vibrotactile interface presenting spatial information on handle surface. In: *Proc. IEEE ICRA*. pp. 683–688 (2009)
19. Sreng, J., et al.: Using vibration patterns to provide impact position information in haptic manipulation of virtual objects. In: *Proc. Eurohaptics*. pp. 589–598 (2008)
20. Tappeiner, H., et al.: Good vibrations: Asymmetric vibrations for directional haptic cues. In: *Proc. IEEE WHC*. pp. 285–289 (2009)
21. Wellman, P., et al.: Towards realistic vibrotactile display in virtual environments. In: *Proc. ASME Dynamic Systems & Control Division*. vol. 57, pp. 713–718 (1995)